

Hotel worker Health /safety



Worker stories



SEATTLE WEEKLY

NEWS

The gay bar, after Orlando.
Page 13

WILDLIFE

The spotted owl is going extinct (again).
Page 15

BOOKS

Labor agitation...in space!
Page 29

HOTEL HELL

Housekeepers have some of the highest rates of sexual harassment and injury of any group of workers. A Seattle union is working to change that.

BY SARA BERNARD
PAGE 5



History



Election Results

General Election

Updated: 1/29/2016 10:28:43 AM



King County
Elections

November 8, 2016

Official Final

City

City of Seattle

Ballots counted: 387,432

*Registered voters: 459,794

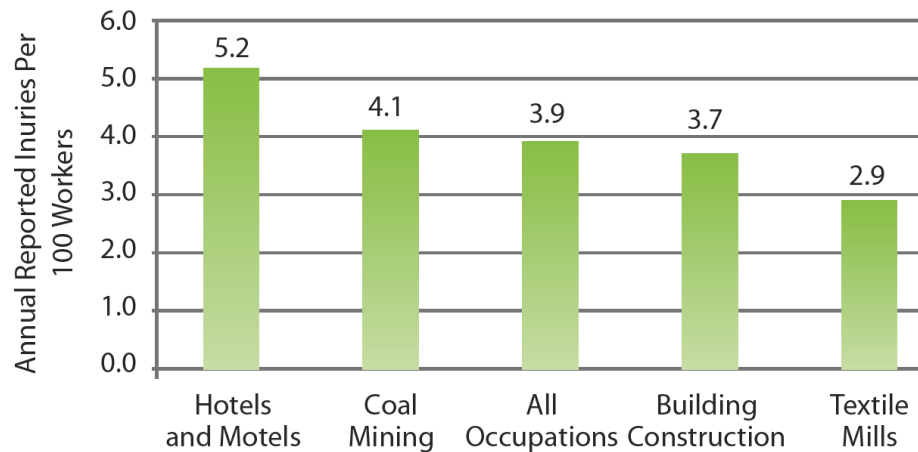
84.26%

Initiative Measure 124

Yes	275,999	76.59%
No	84,380	23.41%

workload

Figure 9: Rate of Injury For Housekeepers Higher than Most Professions



Source: Bureau of Labor Statistics 2009, Industry Injury and Illness National Data

Hotel Housekeeper Tasks—

Can You Do This in Less Than 30 Minutes?

BEDROOM TASKS

- ✓ Remove all room-service items from room
- ✓ Strip bed(s) of all sheets, blankets and duvets
- ✓ Place bottom sheet on each bed and tuck 4-8 times
- ✓ Place top sheets and blanket on each bed and tuck 4-8 times
- ✓ Spread duvet on bed
- ✓ Remove 4-8 pillowcases per bed and stuff pillows into fresh cases
- ✓ Dust all nightstands and desk
- ✓ Carefully restock and arrange pens, papers and other written materials (i.e. room service menus) on desk
- ✓ Dust armoire or dresser, including behind the TV
- ✓ Clean TV screen
- ✓ Retrieve TV remote and rearrange TV channel guides
- ✓ Pick up trash and empty bedroom's wastebasket
- ✓ Wash and dry ice bucket and rearrange on counter
- ✓ Collect, wash and dry dirty glasses
- ✓ Dust vents
- ✓ Put away all ironing boards and other equipment
- ✓ Vacuum all floors

BATHROOM TASKS

- ✓ Pick up soiled towels and place on cart
- ✓ Replace soiled towels
- ✓ Clean and disinfect toilet bowl
- ✓ Wipe down top and side of toilet
- ✓ Restock toilet paper
- ✓ Wipe down counter tops
- ✓ Clean sink(s) and polish faucets
- ✓ Replace and arrange toiletries (i.e. shampoo, soaps)
- ✓ Clean bathroom mirror
- ✓ Wash and dry coffeepot and cups and rearrange on counter
- ✓ Scrub inside of bathtub
- ✓ Clean/replace shower curtain or scrub shower door
- ✓ Clean bath and shower walls
- ✓ Pick up trash and empty bathroom wastebasket
- ✓ Mop floor
- ✓ Dust vent



Out of the 99 housekeepers that were willing to answer,
52 reported a total of **262** incidents of
sexual harassment by guests

- 8 incidents where housekeepers were
Cornered or blocked from exiting the room
- 17 incidents where housekeepers were
Groped or otherwise physically harassed
- 7 incidents where housekeepers were
Shown unwanted sexual content
- 27 incidents where housekeepers
Received unwanted sexual comment or gesture
- 12 incidents where housekeepers were
Pressured for a date or sexual favors
- 175 incidents where housekeepers were
Flashed or exposed to nudity
- 16 incidents where housekeepers
Received comments about their body, uniform, or appearance

Sexual harassment

95% housekeepers said they would
feel safer if equipped with a panic
button



51%

of housekeepers that
experience sexual harassment
rarely or never tell
their supervisors
about the incident

DOUBLE ISSUE

DECEMBER 18, 2017

Person of the Year

TIME

THE
SILENCE
BREAKERS

THE VOICES
THAT LAUNCHED
A MOVEMENT

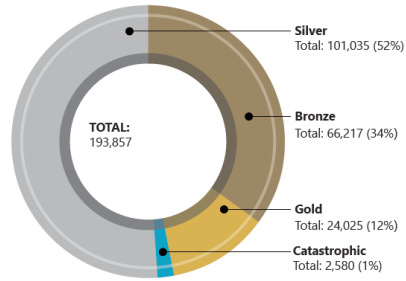


time.com

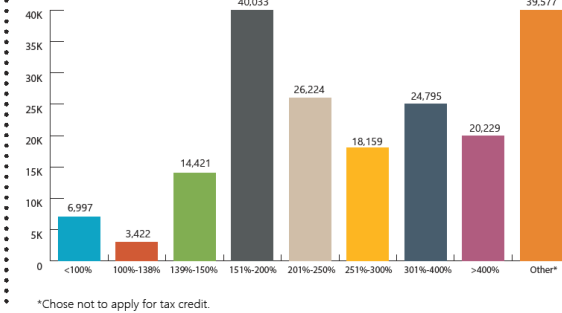
QHP Enrollees

Washington Health Benefit Exchange
Enrollment Report
Fall 2018

Metal Level

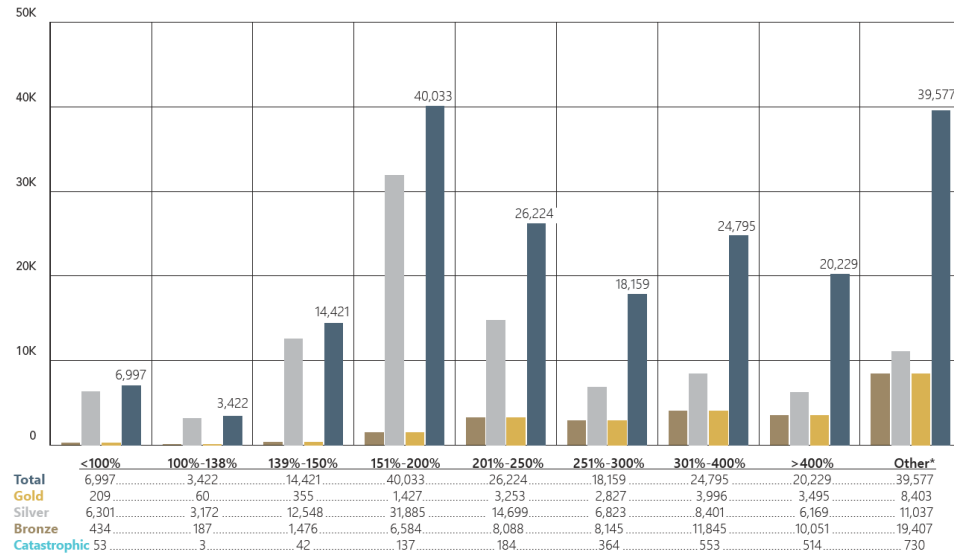


Percent of Federal Poverty Level (FPL)



● Bronze Plans cover 60% of the cost of essential health benefits, while the patient pays 40%; ● Silver Plans cover 70%, while the patient pays 30%; ● Gold Plans cover 80%, while the patient pays 20%; ● Catastrophic Plans are type of health care plan only available through Washington Healthplanfinder for certain populations, such as individuals under age 30. This type of plan generally offers the least coverage. Tax credits and cost sharing reductions cannot be used to purchase a catastrophic plan.

FPL/Metal Level



Healthcare

Table 9. Healthcare benefits: Access, participation, and take-up rates,¹ private industry workers, March 2018—continued

(All workers = 100 percent)

Characteristics	Healthcare ²			Medical care		
	Access	Participation	Take-up rate	Access	Participation	Take-up rate
Information	93	81	88	92	72	78
Financial activities	87	73	84	87	65	75
Finance and insurance	93	80	86	93	71	77
Credit intermediation and related activities	95	81	84	95	71	74
Insurance carriers and related activities	90	79	88	89	70	79
Real estate and rental and leasing	68	51	74	68	45	66
Professional and business services	72	56	78	71	51	71
Professional and technical services	85	72	85	85	65	76
Administrative and waste services	51	34	67	51	31	61
Education and health services	74	60	81	73	52	71
Educational services	74	63	85	74	55	74
Junior colleges, colleges, and universities	90	76	84	90	69	76
Health care and social assistance	74	60	80	73	51	70
Leisure and hospitality	34	23	67	34	21	63
Accommodation and food services	32	20	62	32	19	58
Other services	47	38	80	47	34	73

Worker retention



Hotel	Rooms	Approx Date	Price	Price/Rm	Est. # of Workers
SLS Seattle	189	2019-Feb	N/A	N/A	N/A
Thompson Seattle	158	2018-Oct	N/A	N/A	90
Motif Seattle	319	2018-Oct	N/A	N/A	120
Motif Seattle	319	2018-Feb	\$145.0M	\$454,545	120
Hotel Alexis	121	2017-Apr	\$62.0M	\$512,397	80
Hilton Garden Inn	222	2017-Mar	\$88.0M	\$396,396	100
Pan Pacific Hotel	153	2017-Feb	\$79.0M	\$516,340	80
Comfort Inn	72	2017-Feb	\$10.7M	\$148,611	25
Hotel Deca	158	2017-Jan	\$55.0M	\$348,101	80
Seattle Hilton	239	2016-Sep	\$62.0M	\$259,414	95
Courtyard Seattle Downtown	250	2016-Jul	\$84.5M	\$338,000	90
Springhill Suites Downtown/SLU	234	2016-May	\$74.1M	\$316,667	90
Hotel 1000	120	2016-Jan	\$83.5M	\$695,833	80
2016 Total					355
2017 Total					365
2018 Total					210
Total					930

Sources:

Bureau of Labor statistics, "National Compensation Survey: Employee benefits in the u.s." March 2018.

Puget Sound sage, "Our pain, their gain: the hidden costs of profitability in seattle hotels." may 2012.

Puget sound sage, "survey of downtown seattle housekeepers." September 2016.

Washington Health benefit exchange, "health coverage enrollment report." Fall 2018.