

Human Services Department

2019 Second Quarter Homelessness Program Performance Data

City Council Select Committee
September 30, 2019



A More Effective Response in 2019

More households
prevented from
becoming homeless



An **increase of 20%**
over Q2 2018

More households
prevented from
becoming homeless



A **6% increase** when
compared to the same
time in 2018

People in households
with disabling conditions
were **stably housed**



2,127 households were
supported to **remain**
stably housed in
permanent supportive
housing

Data used = 2018 January – June vs. 2019 January – June

Overview:

Performance reporting helps us understand how our investments are working – how many people are moving to housing, and how well programs are performing

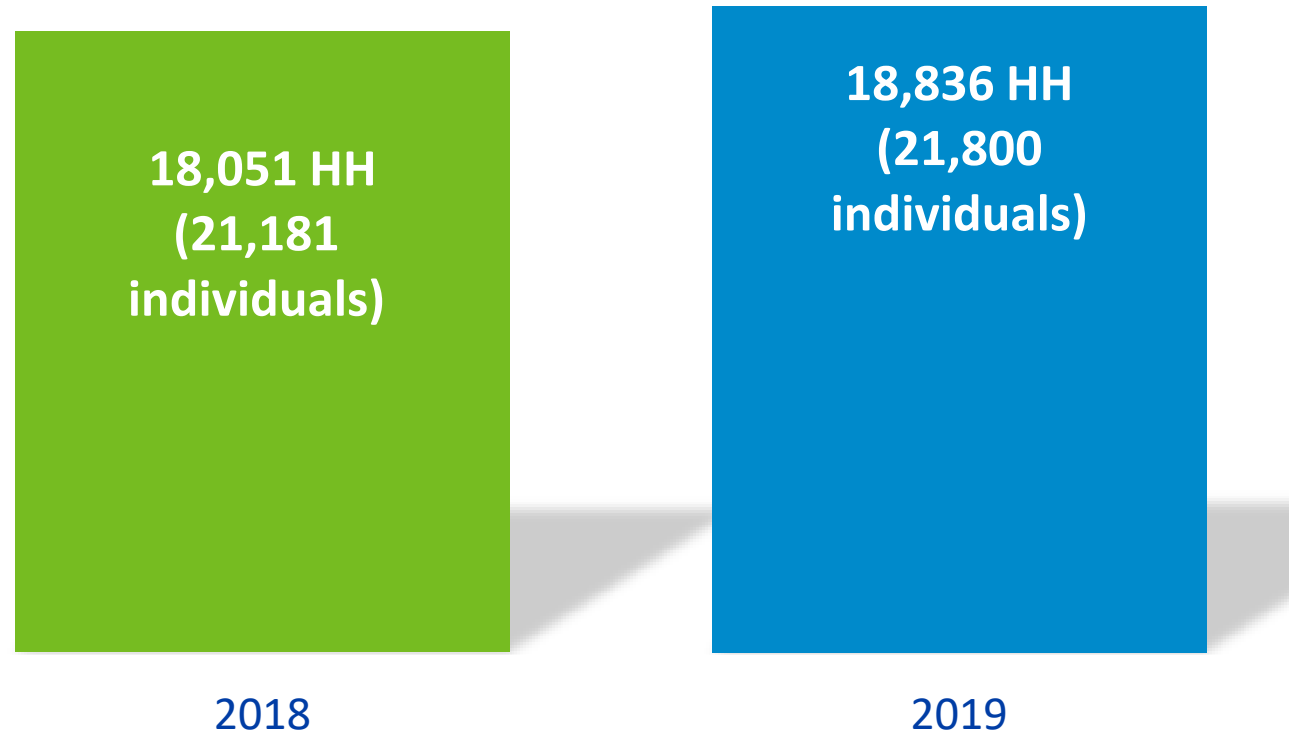
Compares Year over Year, looking at January-June of 2018 and 2019 for programs receiving funding from the City of Seattle

Data produced using Homeless Management Information Systems (HMIS)

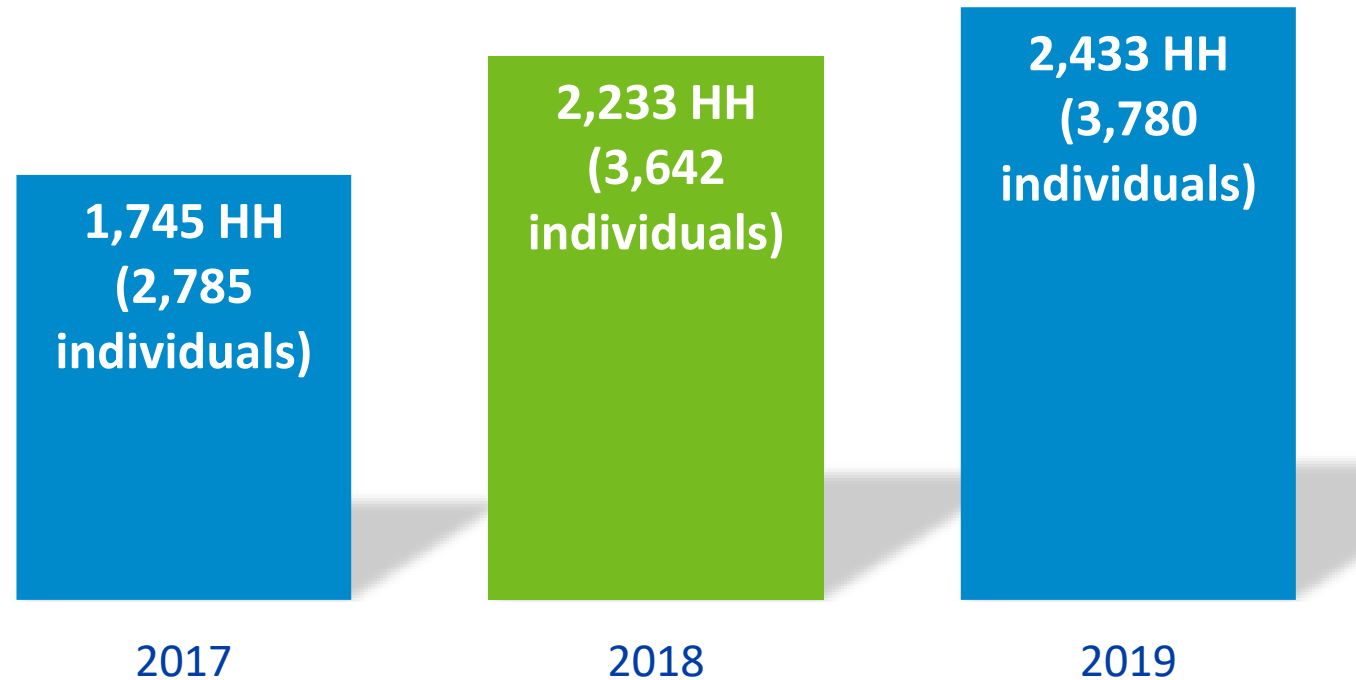


We are serving **MORE** households in 2019

Households Served



MORE Unique Households Exit to Permanent Housing or are Prevented from Becoming Homeless



RARE - 20% MORE prevented from becoming homeless

Investments in homelessness prevention programs seek to *make homelessness rare*

461 unique households, representing 704 individuals, were prevented from becoming homeless, *an increase among households of 20% over Q2 2018*



BRIEF - **6% MORE** unique households moved from homelessness to housing

Investments in programs such as Enhanced Shelter, Diversion, Outreach, Transitional Housing, and Rapid Rehousing seek to *make the experience of homelessness brief* by supporting people to move from homelessness to housing as quickly as possible

1,936 unique households, representing 3,042 individuals, moved from homelessness to housing, *a 6% increase when compared Q2 2018*



NON-RECURRING - 2,127 households remain stably housed in permanent supportive housing

Investments in permanent housing, including Permanent Supportive Housing, help individuals who have experienced homelessness *avoid becoming homeless again*

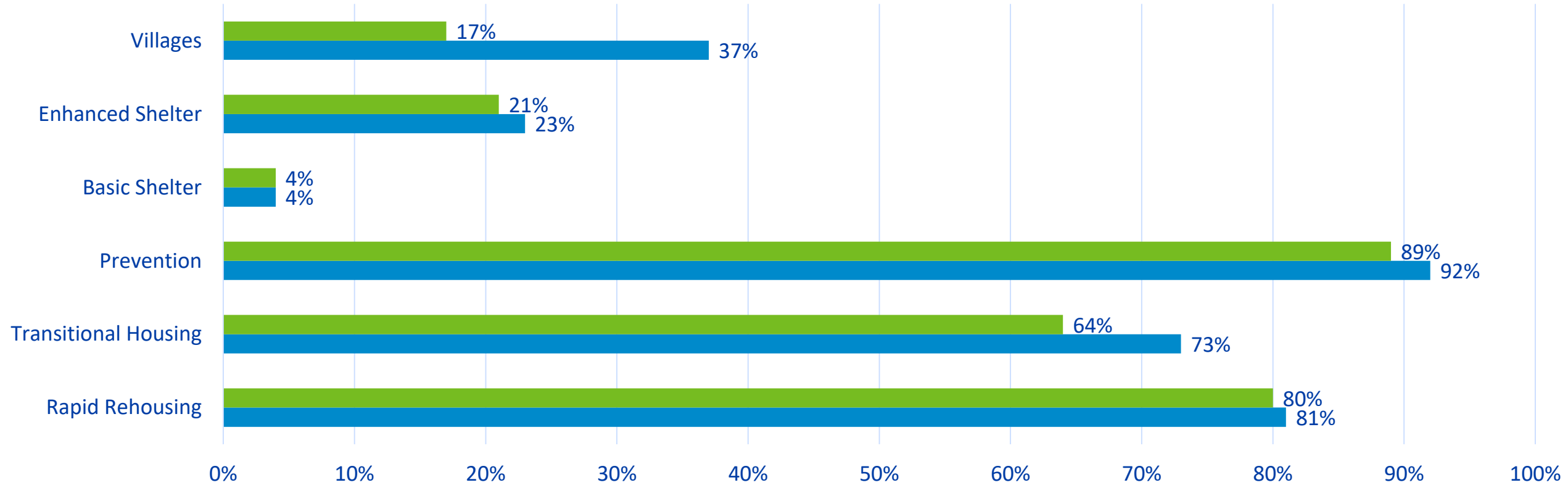
2,127 unique households who had experienced chronic homelessness were supported to *remain stably housed in permanent supportive housing*



Rate of Exit to Housing - by Program Type

Rate of Exit by Program Type

■ 2018 ■ 2019



Diversion

HSD and system partners have changed the way diversion resources are contracted and delivered in 2019

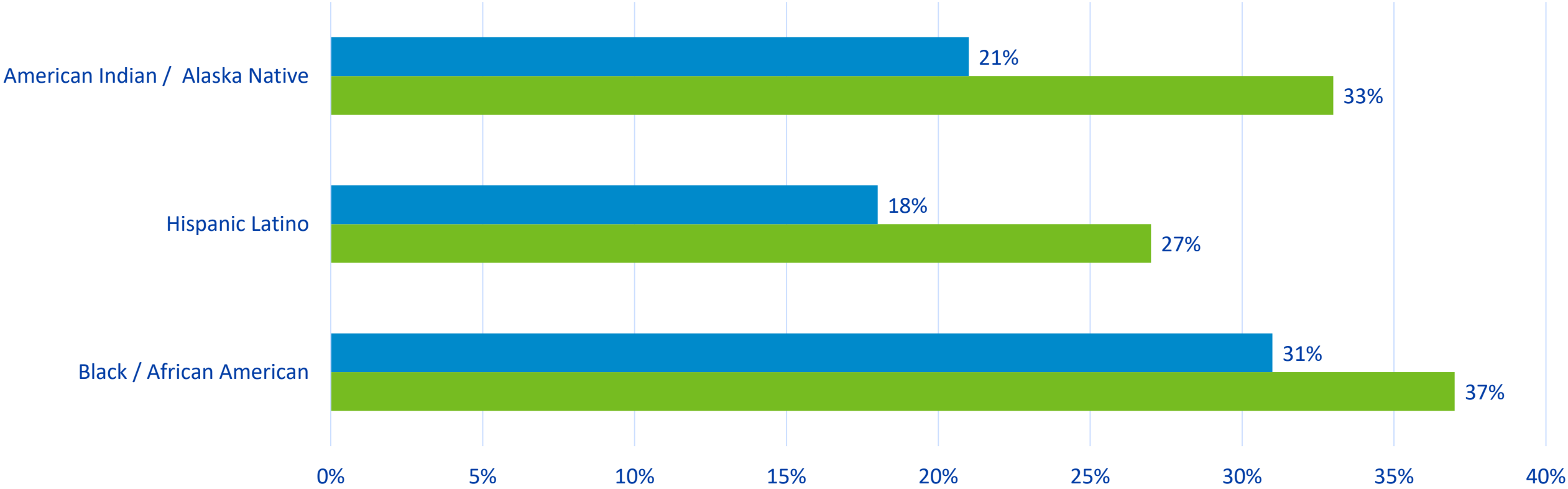
Now available more broadly to people entering the “front door” of our services (shelter, outreach), rather than through specific diversion programs

Programs receiving City funding **successfully diverted 441 households** out of the homeless service system

Rate of Exit to Housing - by Race/Ethnicity

Rate of Exit by Race/Ethnicity

■ 2018 ■ 2019



Conclusion

Performance outcomes continue to improve

HSD will continue to partner with providers to support program improvements and system change efforts

Permanent housing solutions such as Rapid Rehousing, Permanent Supportive Housing, and Prevention show consistently high number and rate of exit to housing

Questions?