



# LFO Inventory at Seattle Municipal Court

Presentation by SMC Research, Planning Evaluation Group  
October 2017



# Background: LFO Inventory

---

- Council Resolution 31637 asked to “inventory and assess all criminal and infraction fees and fines from Municipal Court” and assess their impact on defendant reentry
- SOCR presented scope of work document to Court in mid-2016. Mutually decided Court’s planning and evaluation group would draft initial study for inventory portion of work.



# Scope of Initial SMC LFO Report

## SOCR scope of work drove structure of the report :

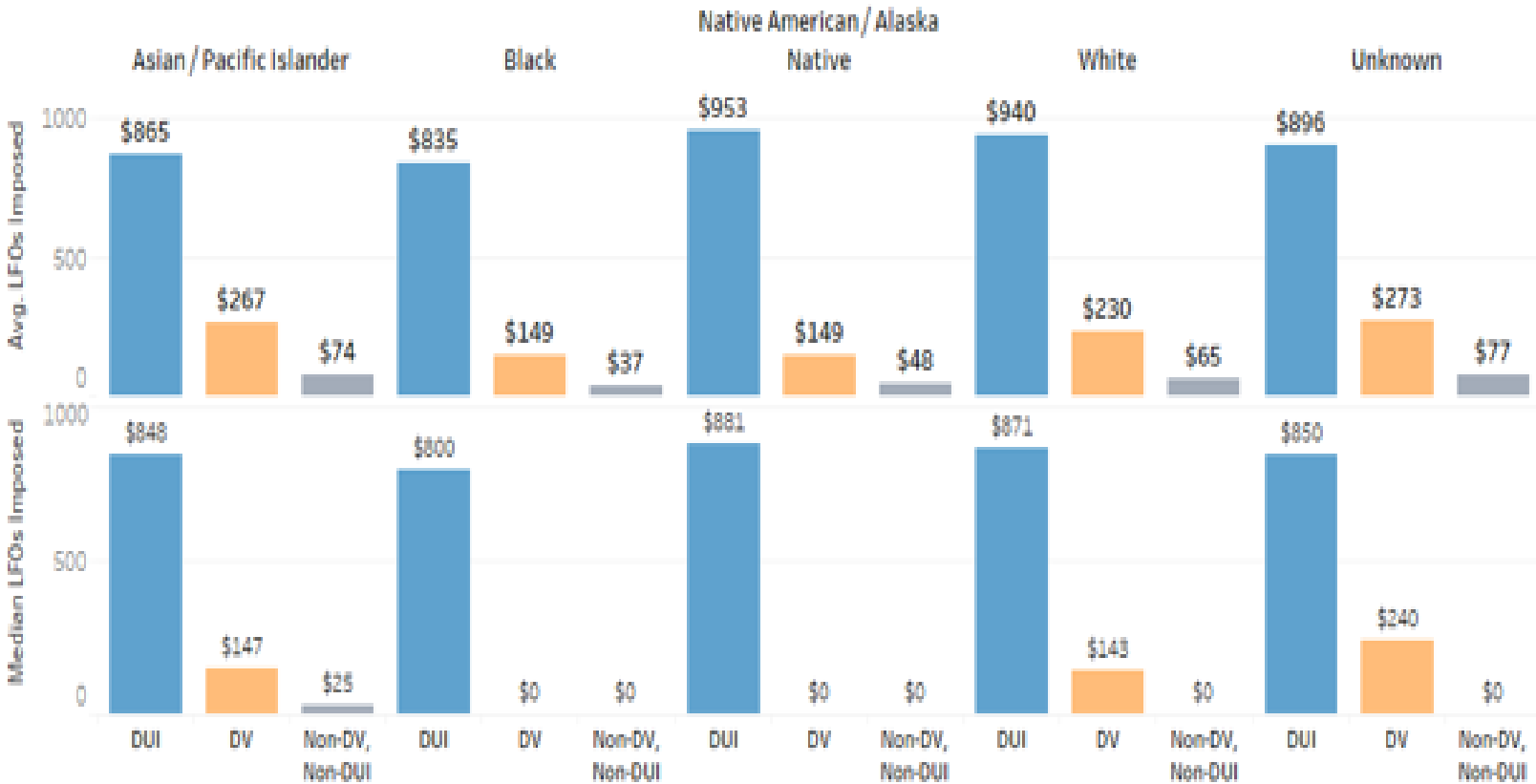
Section	Report Focus
<b>Section 1: Document Policies &amp; Practices around LFOs</b>	Ability-to-pay, Community Service, Time-payments, Restitution, Collections
<b>Section 2: Criminal LFO Inventory</b>	Catalog all LFOs imposed by as many available variables as possible*
<b>Section 3: Infraction LFO Inventory</b>	Catalog all LFOs imposed by as many available variables as possible*
<b>Section 4: Court Priorities</b>	Discuss policy priorities when it comes to LFO imposition

\* Variables include race, age, gender, type of charge, charge disposition, attorney representation



# LFOs by Charge Type and Race

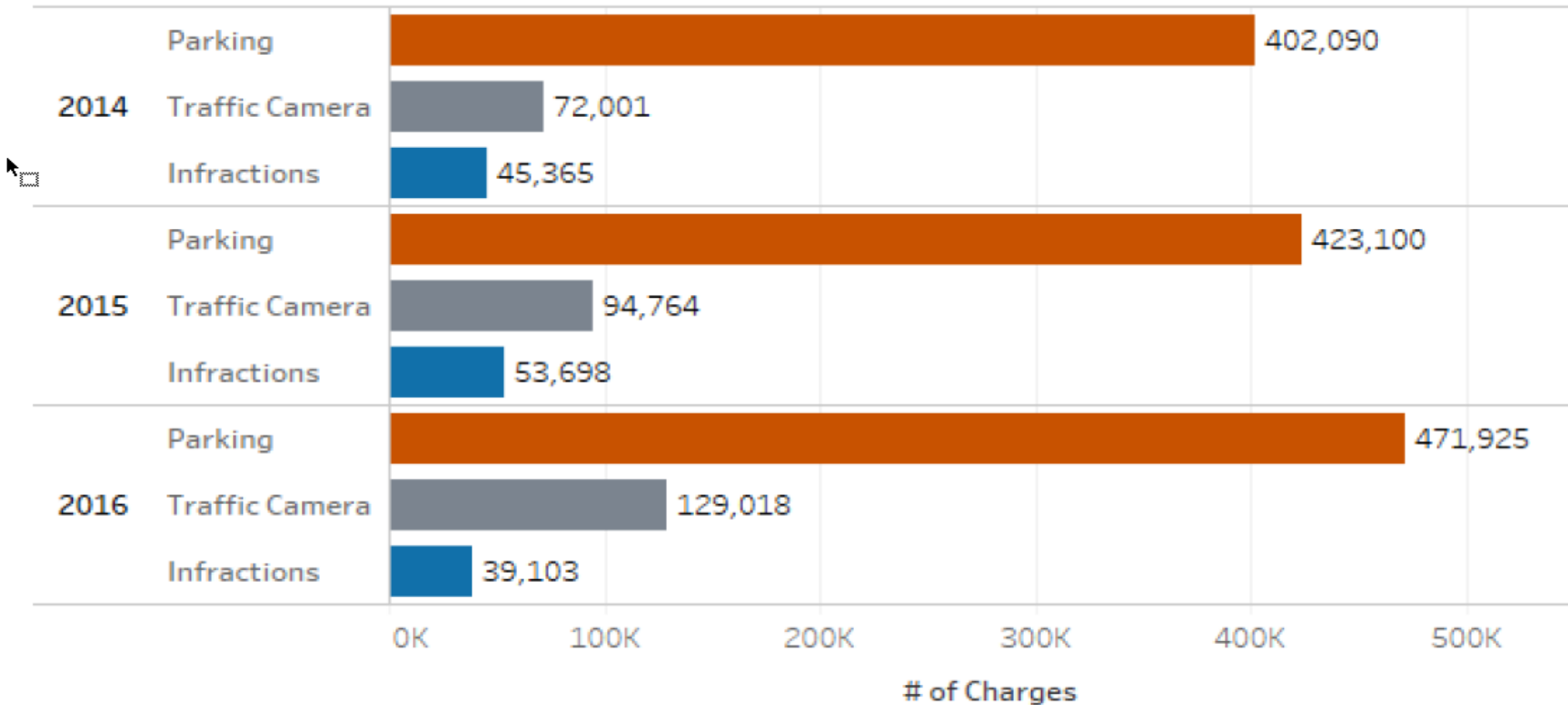
Average and Median LFO Amount Imposed by Defendant Race





# Types of Infractions at SMC

Number of Charges in Parking, Traffic Camera, and Traffic/Non-traffic Infractions at SMC, by Year, 2014 - 2016



'Infractions' include traffic and non-traffic infraction filings.



# Traffic Infractions by Race

Traffic/Non-Traffic Infractions Cases and LFOs, Average, Median at SMC, 2014 - 2016, by Race

		Asian / Pacific Islander	Black	Native American / Alaska Native	White	Unknown
2014	Amount Imposed	\$838,176	\$2,193,156	\$33,456	\$5,427,073	\$1,571,956
	# of Cases	3,684	5,141	107	23,043	5,918
	Average Amount	\$228	\$427	\$313	\$236	\$266
	Median Amount	\$134	\$176	\$124	\$134	\$134
2015	Amount Imposed	\$989,830	\$2,922,171	\$55,822	\$6,116,912	\$2,807,915
	# of Cases	4,087	7,028	255	26,533	10,486
	Average Amount	\$242	\$416	\$219	\$231	\$268
	Median Amount	\$136	\$175	\$50	\$136	\$146
2016	Amount Imposed	\$750,179	\$2,432,160	\$68,336	\$4,975,477	\$2,258,931
	# of Cases	2,911	5,286	201	19,195	8,213
	Average Amount	\$258	\$460	\$340	\$259	\$275
	Median Amount	\$146	\$188	\$50	\$146	\$146



# Contested Hearing Dismissals by Race

Dismissal Rate of Traffic/Non-Traffic Cases with Number of Contested Hearing/Pre-Hearing Settlement Held from 2014 to 2016 at SMC, by Race

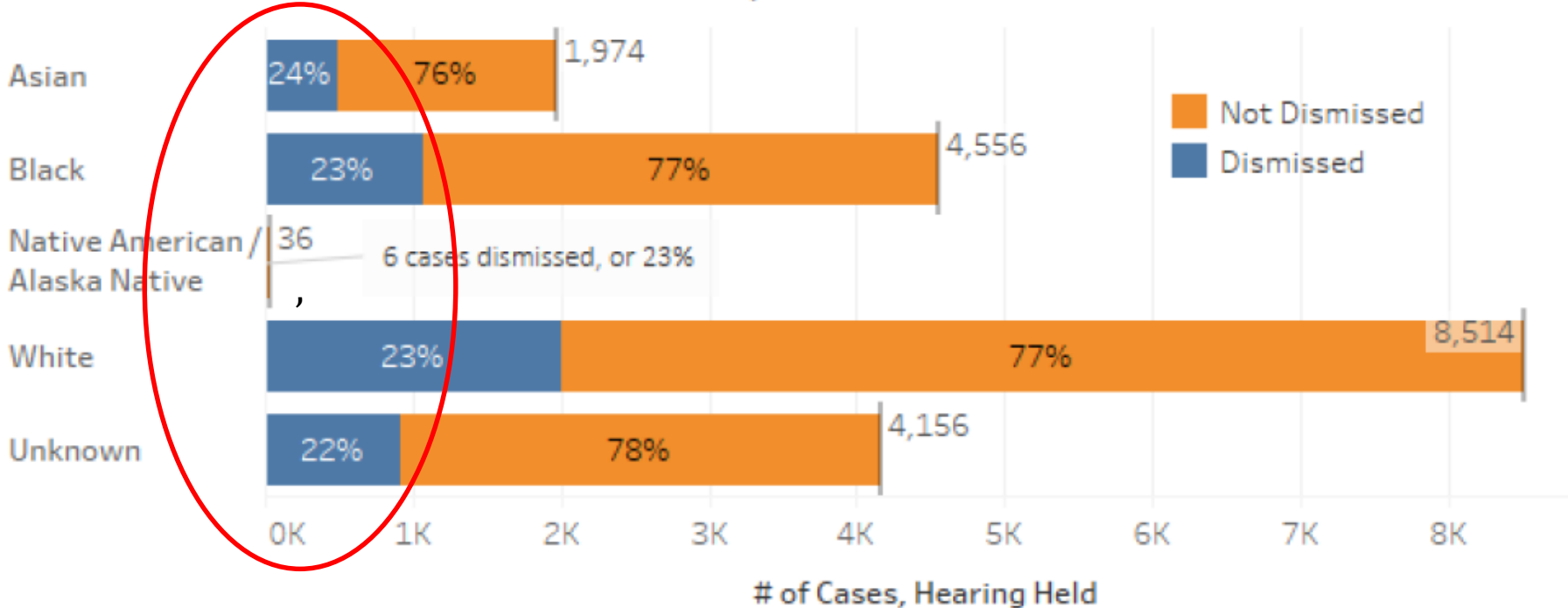


Figure 93: Dismissal Rate of Traffic/Non-Traffic Cases with Number of Contested Hearing/Pre-Hearing Settlement Held from 2014-2016 at SMC, by Race



# Mitigation Reductions by Race

Traffic/Non-Traffic Infraction Fines and Fees Mitigated at SMC from 2014 to 2016, by Race

	Original Amount	Reduction Amount	Average Reduction	Reduction %
Asian / Pacific Islander	\$1,888,621	\$836,629	\$87	44%
Black	\$3,640,392	\$1,517,002	\$107	42%
Native American / Alaska Native	\$56,484	\$27,614	\$157	49%
White	\$10,103,647	\$4,184,004	\$79	41%
Unknown	\$14,771,586	\$9,812,952	\$167	66%

The court does not capture data on Hispanic ethnicity. Data is provided by unique defendant.

Figure 95: Traffic/Non-Traffic Infraction Fines and Fees Mitigated at SMC, by Race, 2014-2016





# Money Collected by Violation Type

Revenue by Violation Type on LFOs Collected at SMC in 2016

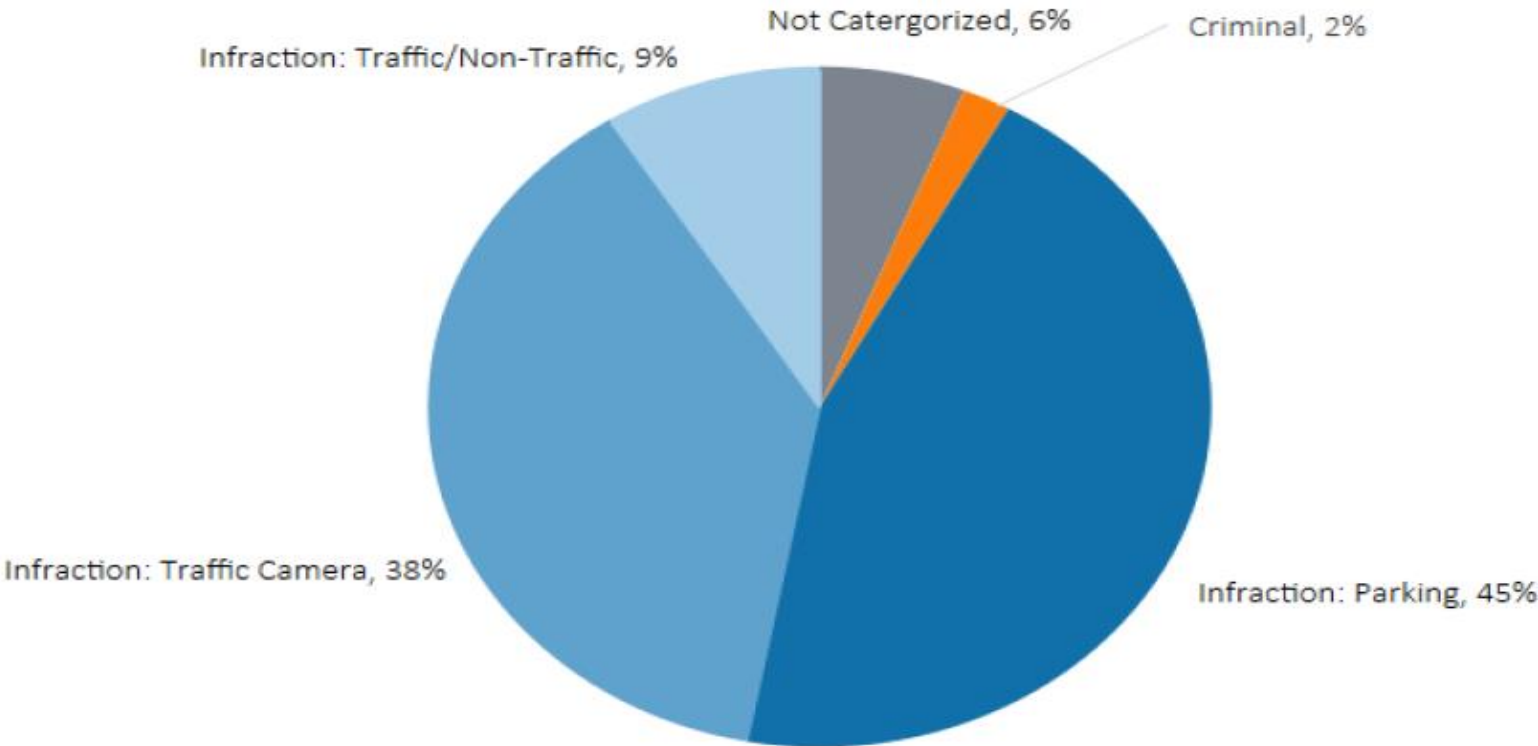


Figure 6: Revenue by Violation Type on LFOs Collected at SMC in 2016



# Data Summary

---

- Parking and traffic camera money collected far exceed traffic or criminal related LFOs.
- SMC has to comply with many statutorily obligated criminal LFOs. Discretionary criminal LFOs imposed annually account for ~\$350k.
- Biggest determinant of criminal LFOs is type of charge. Demographic disparities not apparent.
- Disparities in traffic ticket amounts do exist.