

Seattle's Comprehensive Plan



3 bills for consideration

- Periodic Update and 2014 -2015 Annual Amendments
- University District Neighborhood Plan
- Housing-Related Amendments

Periodic Update

- GMA requires city to review and revise comprehensive plan to accommodate growth projected for next 20 years.
- King County Countywide Planning Policies establish new growth levels for Seattle: 70,000 housing jobs and 115,000 jobs in next 20 years.
- Addressing new growth levels led to changes in Urban Village, Housing and Economic Development Elements and Appendices.

Periodic Update

- *GMA* specifies inventories and analyses that are required components of a comprehensive plan.
- Land Use, Transportation, Housing, Capital Facilities and Utilities Appendices proposed to be updated to satisfy these requirements.
- Land Use Element also updated to reflect review of critical areas policies.

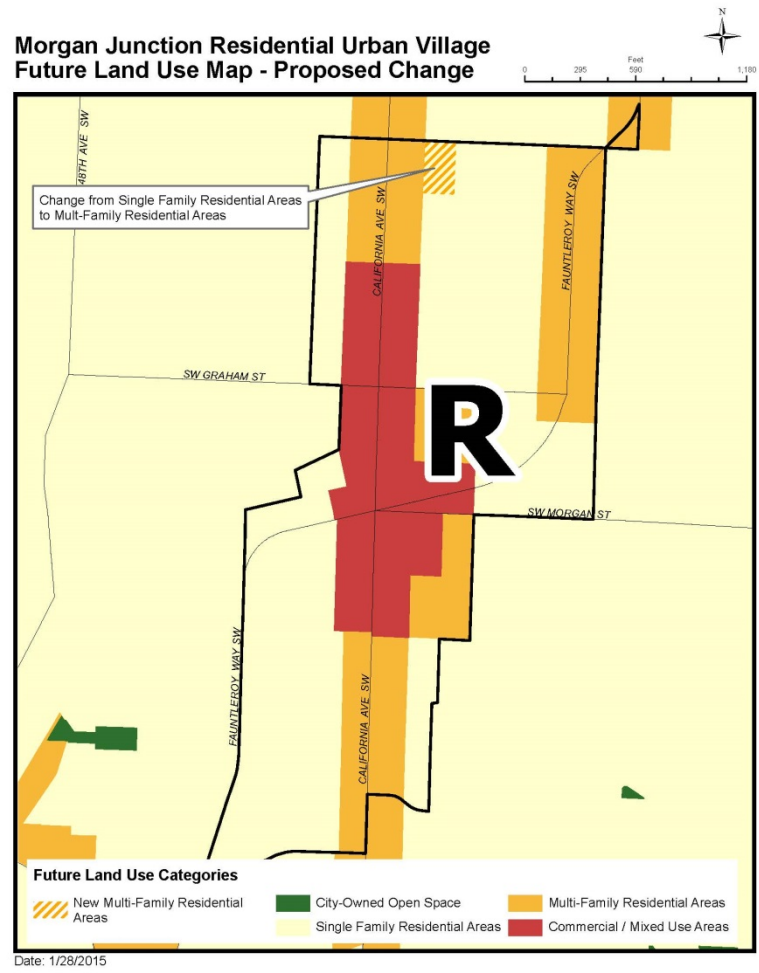
Periodic Update

- Executive used the periodic review to identify policies that are out of date.
- Changes in Urban Village, Transportation, Housing Elements
- Update includes growth estimates for urban centers, but not for urban villages

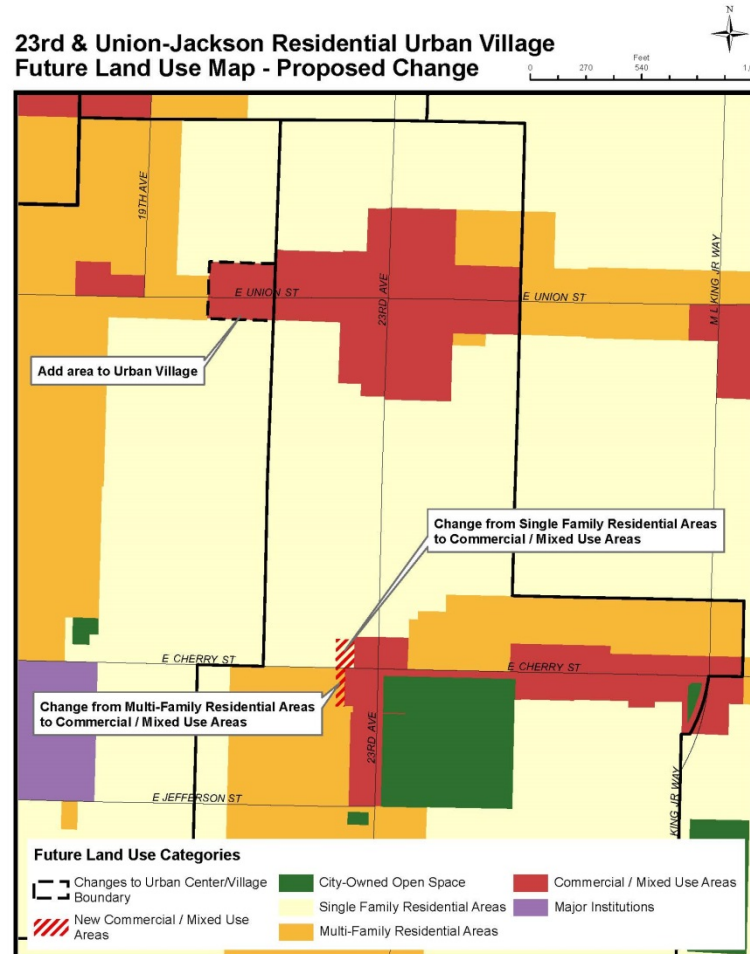
2014-2015 Annual Amendments

- Changes to policies and Future Land Use Map for:
 - ▣ Morgan Junction Neighborhood Plan
 - ▣ Central Area Neighborhood Plan
 - ▣ Lake City Neighborhood Plan

FLUM Amendment – Morgan Junction

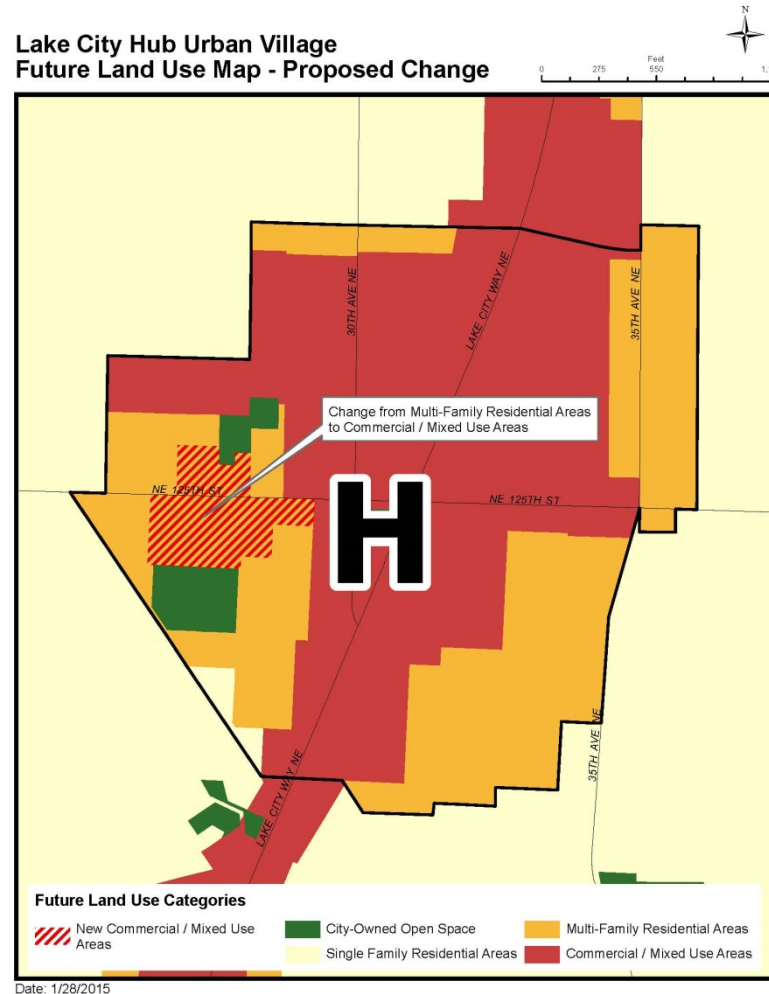


FLUM amendment- 23rd/Union



Date: 1/28/2015

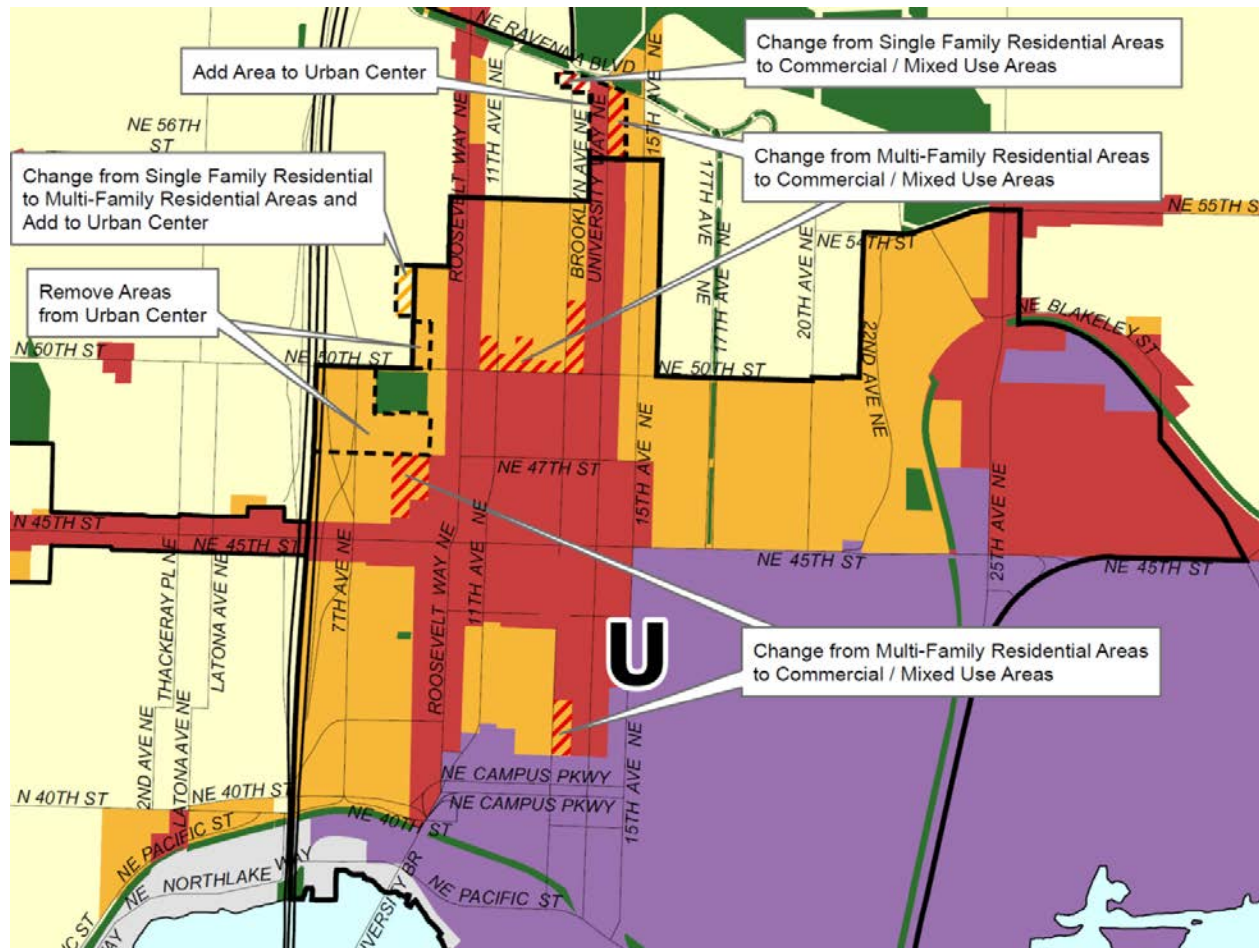
FLUM amendment – Lake City



University District Amendments

- Neighborhood plan policies
- Future Land Use Map

U District FLUM Amendments



U District Neighbor Plan amendments

11

- Most language remains, some updates for greater clarity & consistency with recent community input
- Remove references to outdated subareas and completed projects
- Remove highly detailed provisions that are better addressed through zoning and design guidelines
- Update references to public space, including community desire for a central plaza

Housing-Related Amendments

- Strengthen policy direction for addressing the affordable housing need.
- Consider both incentive-based and non-incentive-based strategies.
- Clarify that the City may establish a program for affordable housing that considers impacts caused by total project area, not just the area above a base height or density.