

Seattle Transportation Benefit District Year 4 Performance Report

Rachel VerBoort, SDOT



Our vision, mission, and core values

Vision: Seattle is a thriving equitable community powered by dependable transportation

Mission: to deliver a transportation system that provides safe and affordable access to places and opportunities

Committed to 6 core values:

- Equity
- Safety
- Mobility
- Sustainability
- Livability
- Excellence



Presentation Outline

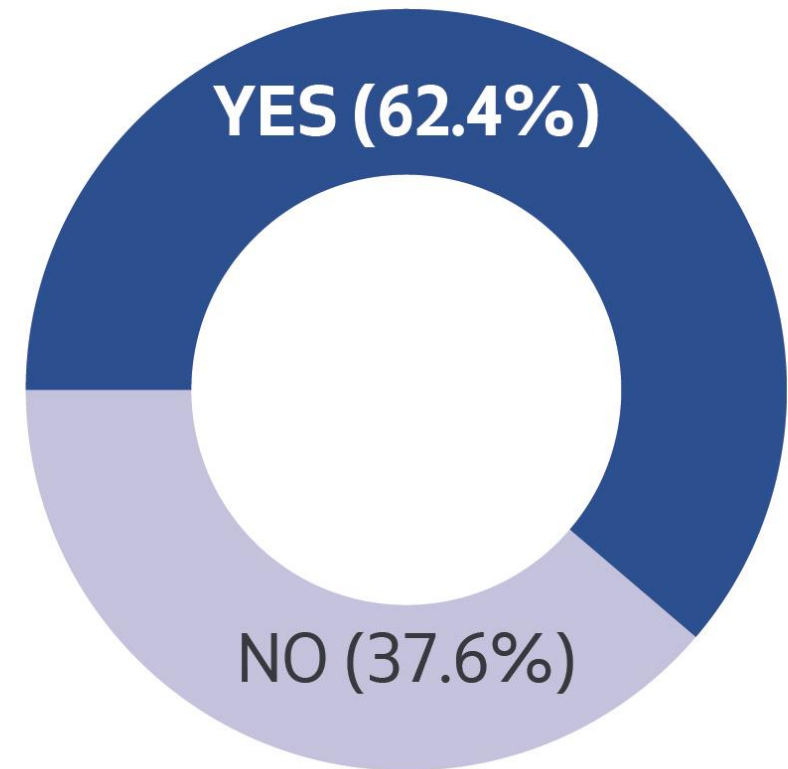
- Overview
- Transit Service Investments
- Transportation Equity and Access
- Transit Spot Improvements
- Transit Advisory Board Report Out



Seattle Transportation Benefit District (STBD) History

- Seattle adds Prop. 1 to November 2014 ballot after failed King County measure
 - County sees improved sales tax revenue
 - Messaging shift from saving service to adding service
- Approved on November 4, 2014
 - 62% Yes, 38% No
- Generates \$50M annually for transit service
 - Funded through 0.1% Sales Tax increase and \$60 Vehicle License Fee
- Creates Transit Advisory Board for oversight and accountability

Seattle Transportation Benefit District Prop 1
November 2014



Seattle Transportation Benefit District (STBD)

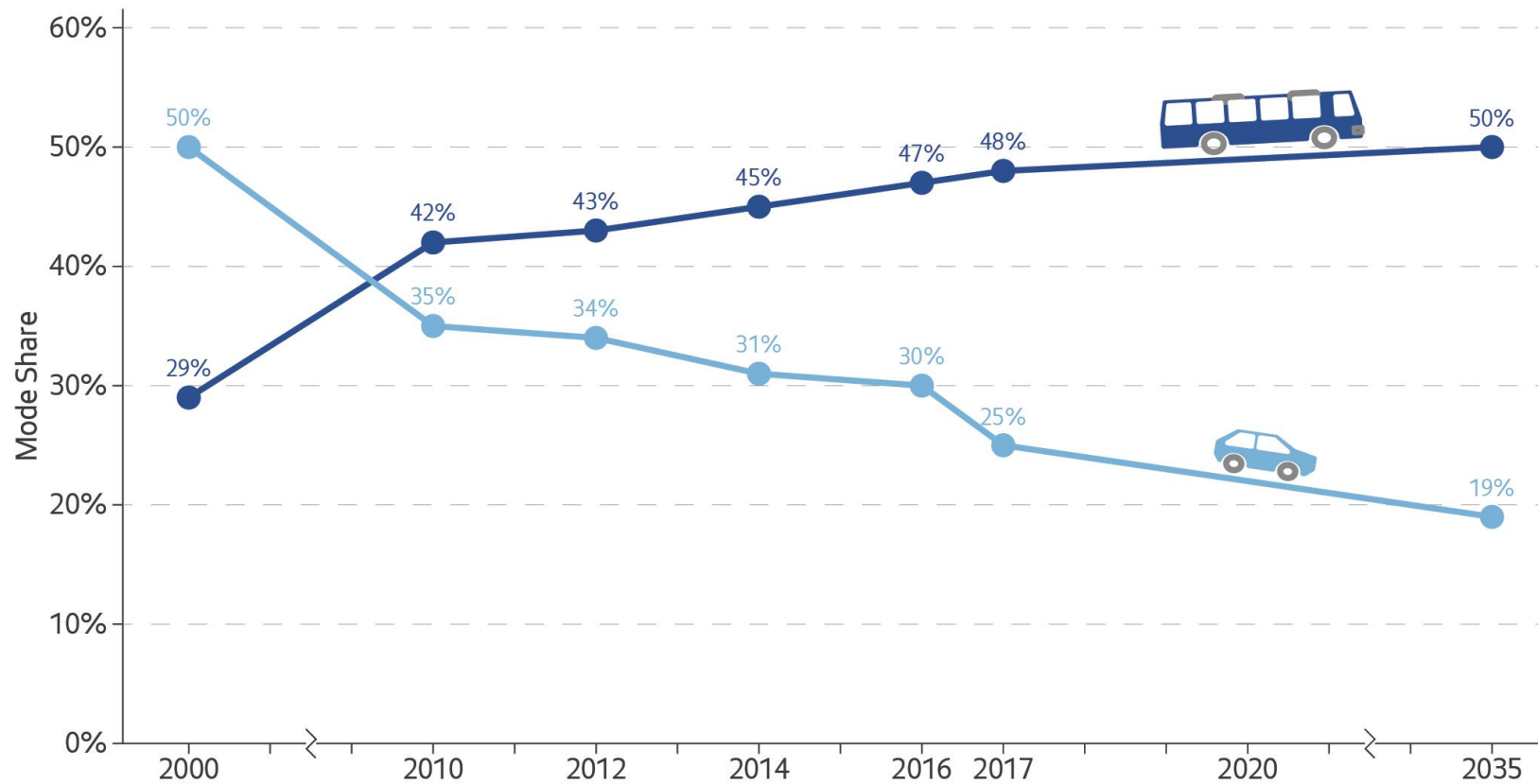
Program Overview

- Direct purchase of transit service (~\$45M/year)
 - SDOT identifies investments
 - Service provided by Metro
 - Includes Regional Partnerships Program to fund a portion of cross-jurisdictional routes
- Transportation Equity (up to \$2M/year)
 - ORCA Opportunity – SHA Pilot
 - Outreach and awareness
- New with 2018 Scope Change
 - ORCA Opportunity (\$4M/ year) provides 12-month passes to Seattle Public School HS students
 - Transit Capital Projects to improve transit speed & reliability and passenger amenities
 - First Mile/ Last Mile service



Continued Transit Growth in Seattle

Transit and Single Occupancy Vehicle (SOV) Mode Share to Downtown Seattle 2010 - 2017 & 2035 Goal



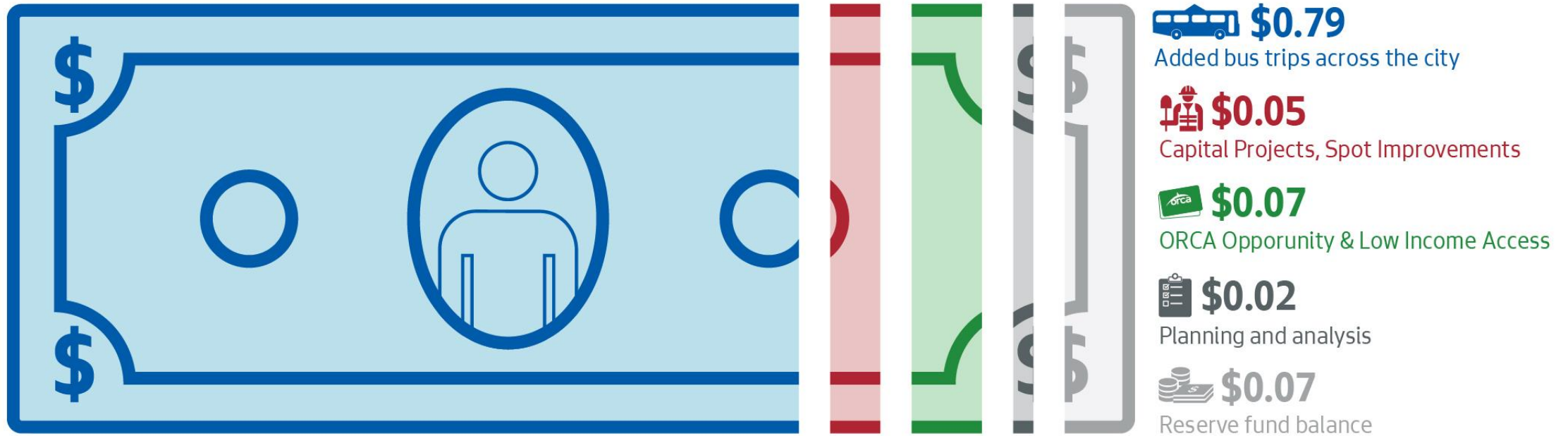
Source: Commute Seattle Center City Commuter Mode Split Survey



Where do STBD dollars currently go?

STBD Spending Breakdown, per Dollar 2015 - 2018 Actuals, 2019 Revised, 2020 Proposed

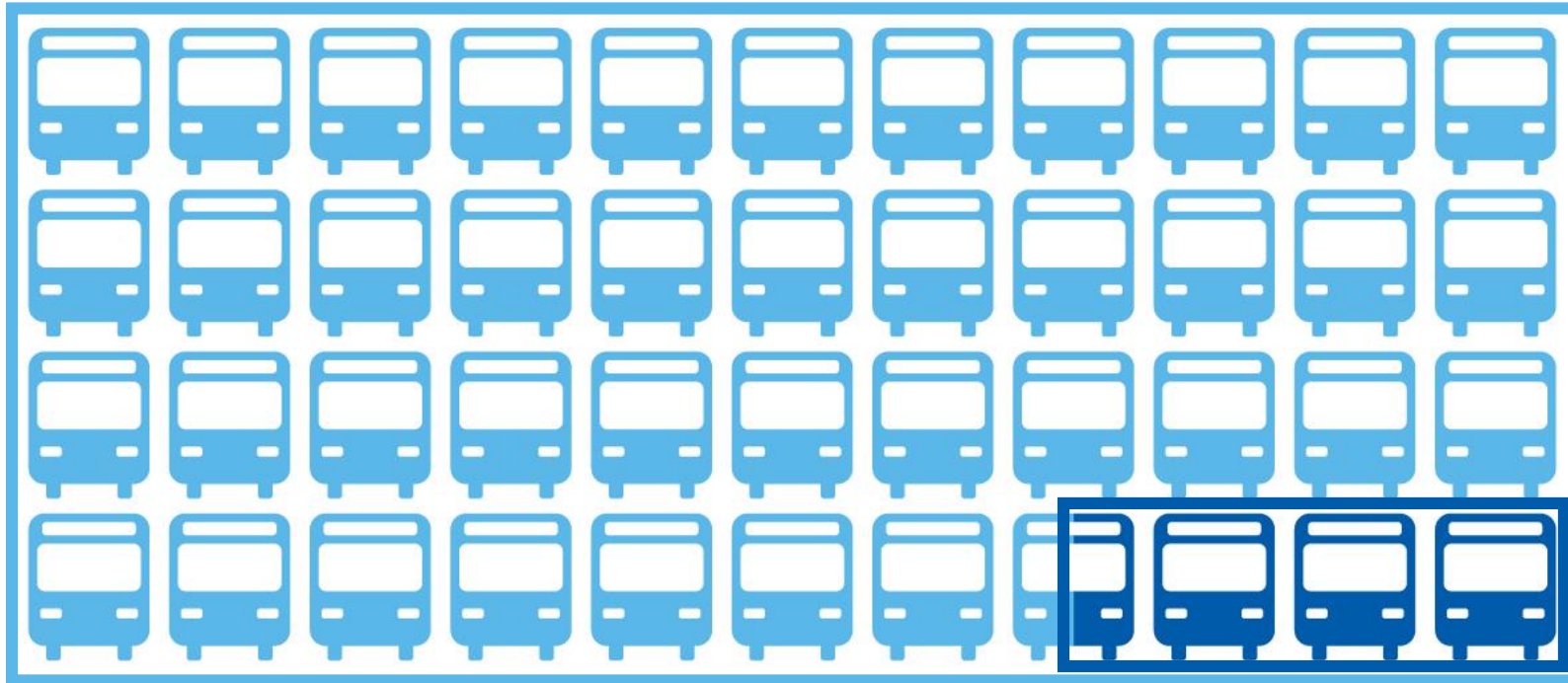
\$0.91 of every dollar collected through STBD Proposition 1 goes directly towards improving transit service and access in Seattle



Transit Service Investments




STBD Funds 8% of King County Metro's Network



→ **Metro's Network**
(~4.4M Annual Service Hours)

→ **STBD's Total Investment**
(~350k Annual Service Hours)

Service Investments Goals



Implement Frequent Transit Network

- Improve service on priority corridors
- Provide 72% of households with a 10-min walk to 10-min service



Improve Access for Historically Disadvantaged Populations

- Address findings of Racial Equity Analysis
- Support Transportation Equity Program



Align Transportation and Land Use Goals

- Match investments to increased density
- Address overcrowding



Improve Connections Across the City

- Add service to east-west connections
- Improve 24-hour service network

Recent Investments

Service Investment Metrics by Service Change September 2018 - September 2019

September 2018



+20,000
New Hours



+301
Weekly Trips



15 Routes
Improved



+2,300 Daily Rider Capacity
To/From Downtown during Peak

March 2019



+25,000
New Hours



+316
Weekly Trips



4 Routes
Improved



+1,300 Daily Rider Capacity
To/From Downtown during Peak

September 2019



+50,000
New Hours



+937
Weekly Trips



23 Routes
Improved

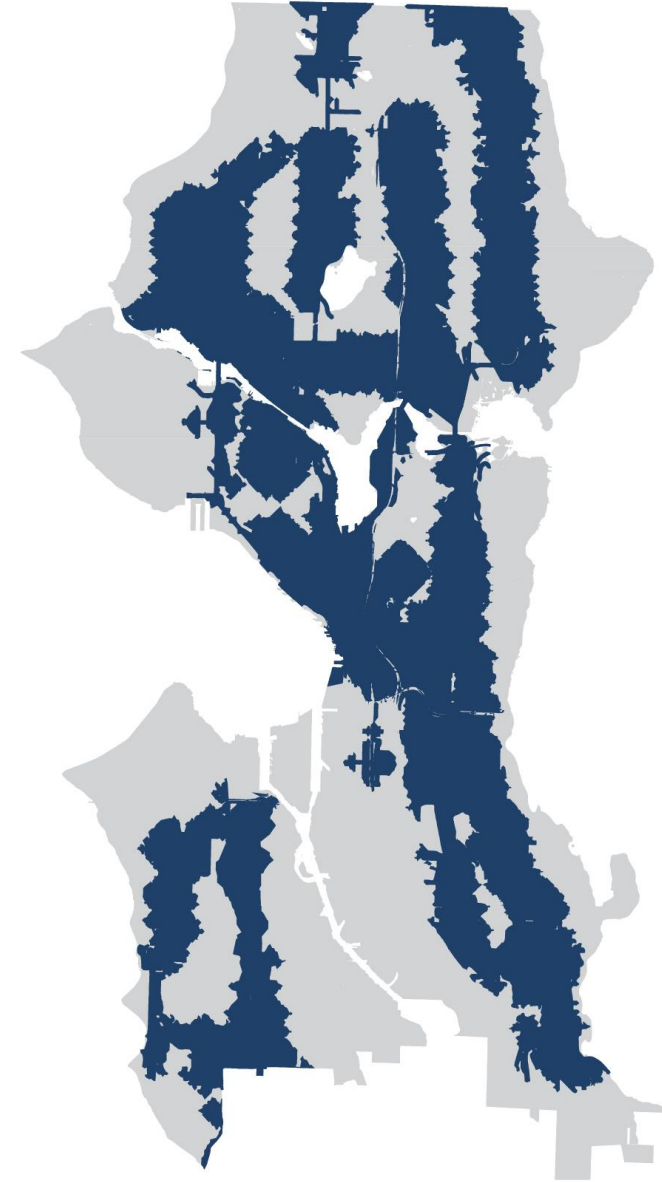
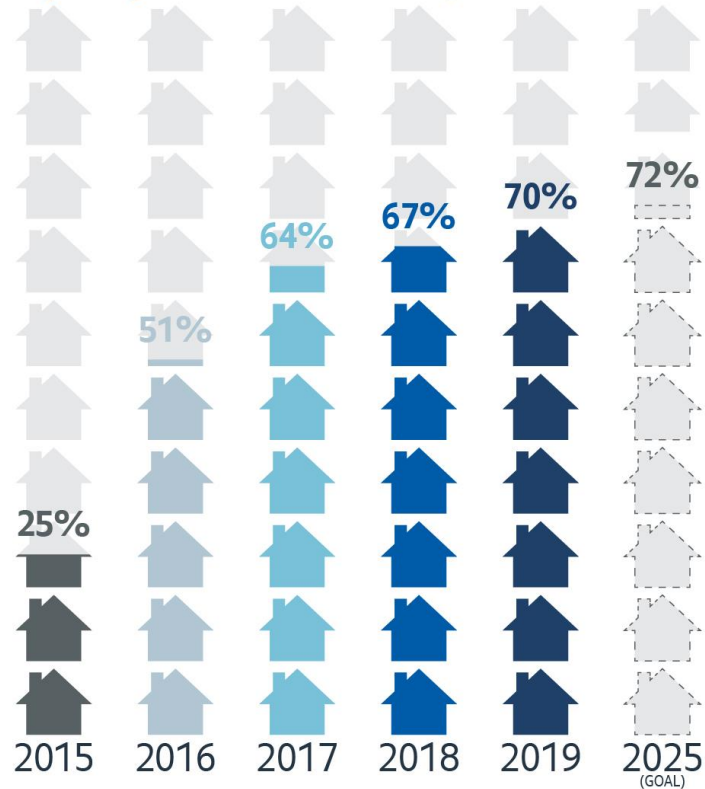


+3,500 Daily Rider Capacity
To/From Downtown during Peak



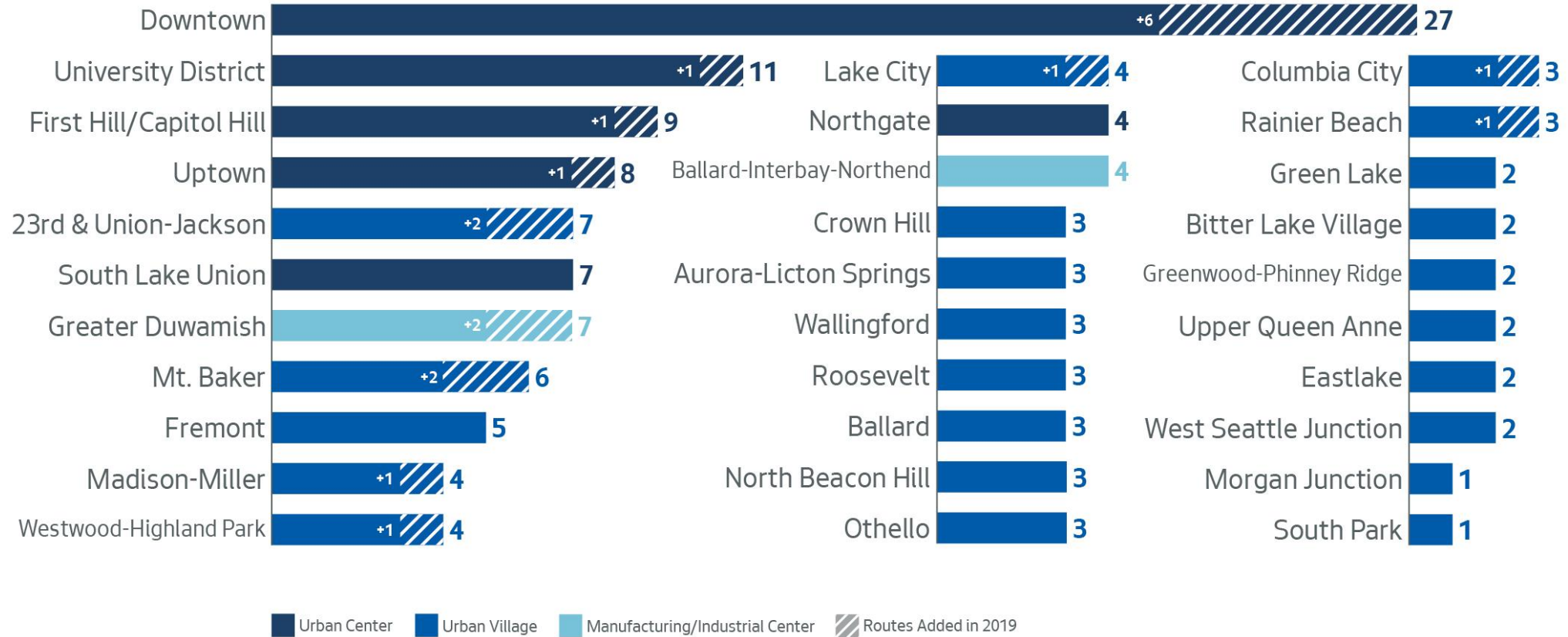
Access to the Very Frequent (10-Minute) Network

Percent of Households with Access to Very Frequent Transit Service, 2015 - 2019



Improving the Frequent (15-Minute) Network

Number of Frequent or Better Routes by Neighborhood (and Number improved to Frequent in 2019)

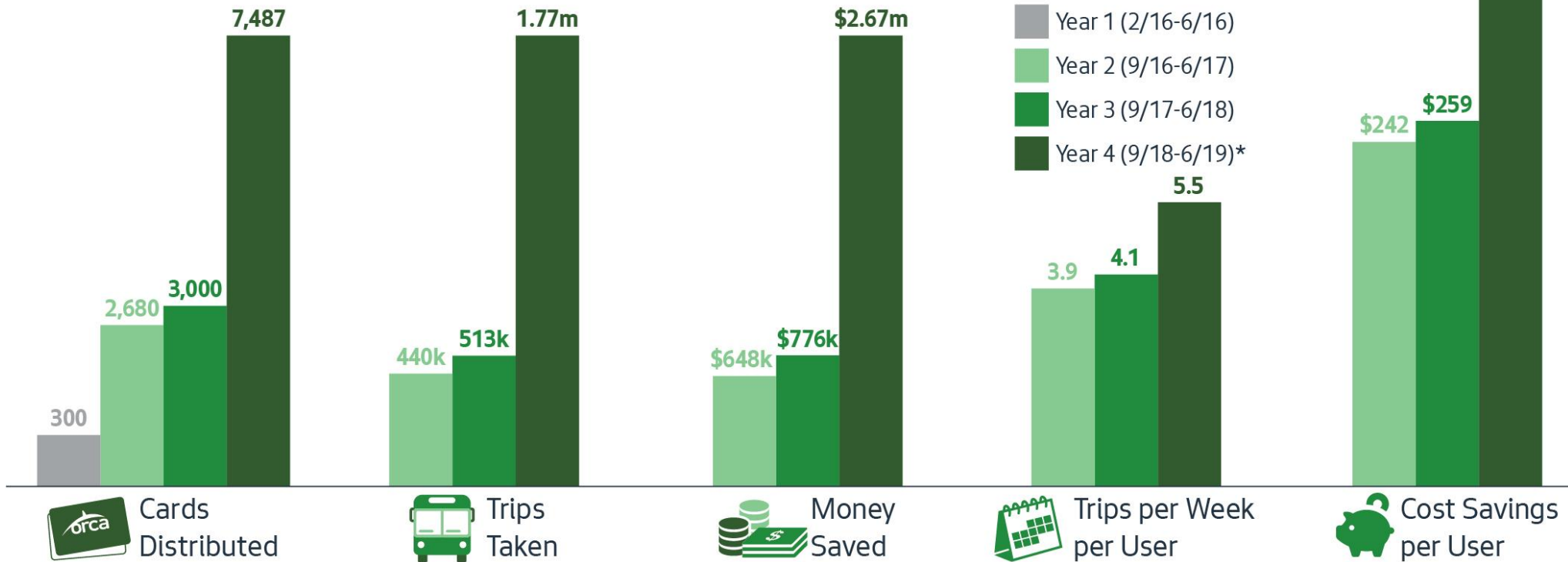


Improving Transportation Equity and Access



ORCA Opportunity

ORCA Opportunity/Youth ORCA Performance 2016 - 2019 City-funded Cards



*Year 4 of the program included funding for summer, but only school year values are included as a comparison to previous years.

Other Transportation Equity Initiatives

ORCA Opportunity SHA Pilot (12-month)



Outcome to date:

1607 12-month ORCA cards distributed to 24 SHA properties
77% utilization in October 2019

Transportation Equity Workgroup



Outcome to date:

Provide a set of community-guided recommendations to be considered in the development of our Transportation Equity Agenda

Youth Transportation Ambassadors Program



Outcome to date:

We. APP and Red Eagle Soaring trained to become public transit ambassadors
Both agencies are creating short films on the impact of public transit among their community.

Senior Regional Reduced Fare Permit Pilot



Outcome to date:

117 newly eligible seniors enrolled in RRFPP, provided a \$36 voucher for transit use, and educated on transit use in Seattle area.



Transit Spot Improvements



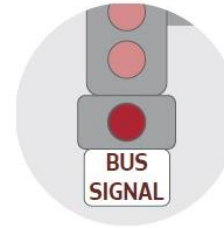
The Transit Spot Improvement Toolkit

The Transit Spot Improvement Toolkit & Year 4 Completed Projects



4 Projects

Improve Rider & Pedestrian Safety



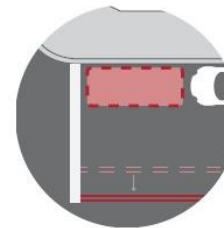
6 Projects

Change Traffic Signals



6 Projects

Dedicate Right-of-Way



3 Projects

Enhance Roadway Operations



9 Projects


Upgrade Bus Stops & Amenities




2 Projects

Expand Multimodal Access


Example Spot Improvements



Olive Way Red Bus Lane



New Stop (Blanchard & 6th)



3rd Ave Transit Restrictions

Transit Advisory Board

