

RET Attachment 3: SMC Data

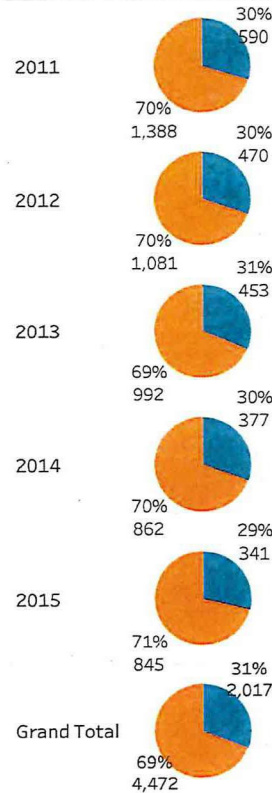
16 to 24 Year Old Defendants and Cases at SMC, with Violation Date from 2011 to 2015

	# of Defendants	Def YOY Change %	# of Cases	Case YOY Change ..
2011	1,982		2,392	
2012	1,553	-22%	1,906	-20%
2013	1,448	-7%	1,802	-5%
2014	1,243	-14%	1,547	-14%
2015	1,188	-4%	1,508	-3%
Grand ..	6,501	-40%	9,153	-37%

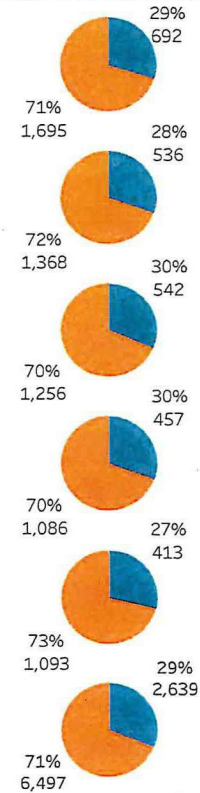
Percentage of Defendants and Cases by Case Category (16 - 24 YO)

	Case Category	2011	2012	2013	2014	2015	Grand Total
Defendants	DUI	16%, 318	14%, 221	15%, 219	15%, 188	14%, 177	16%, 1,114
	DV	20%, 402	23%, 370	21%, 319	24%, 304	25%, 310	23%, 1,567
	Non(DV/DUI)	65%, 1,324	63%, 1,011	64%, 953	61%, 780	60%, 738	61%, 4,230
Cases	DUI	14%, 333	12%, 229	13%, 227	13%, 204	13%, 196	13%, 1,189
	DV	18%, 441	22%, 424	20%, 359	23%, 349	23%, 344	21%, 1,917
	Non(DV/DUI)	68%, 1,618	66%, 1,253	67%, 1,216	64%, 994	64%, 968	66%, 6,047

Percentage of Defendants by Gender (16 - 24 YO)



Percentage of Cases by Gender (16 - 24 YO)



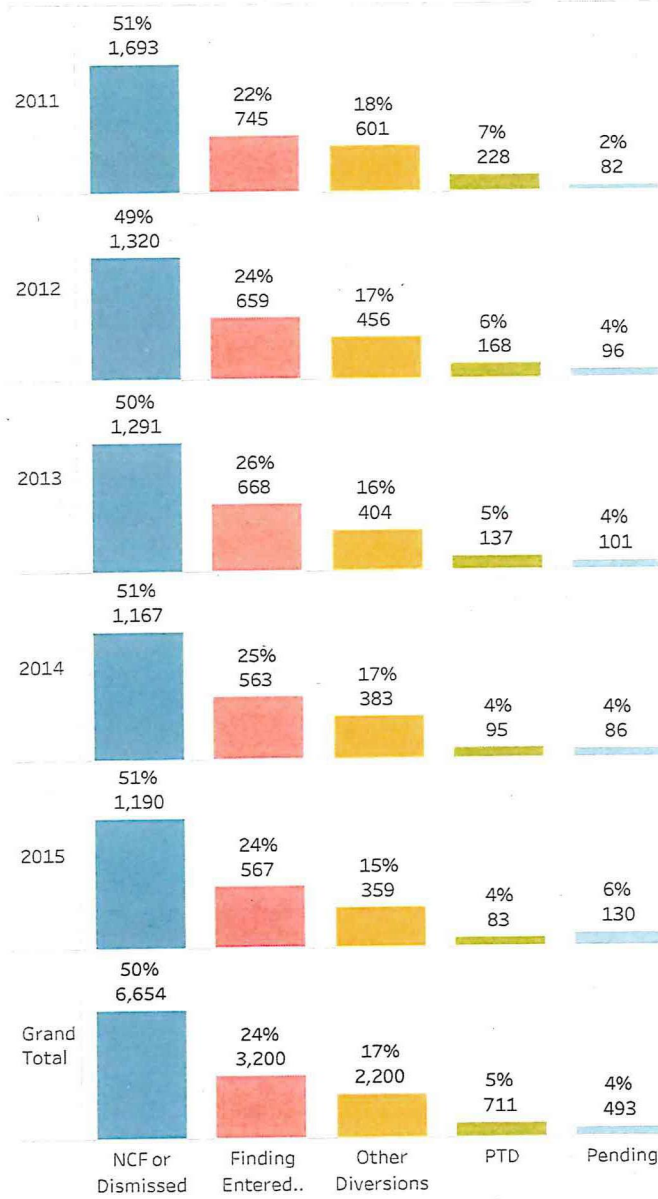
Percentage of Defendants and Cases by Age (16 - 24 YO)

	Defendant Age	2011	2012	2013	2014	2015	Grand Total
Defendants - Age	16 - 17	1%, 27	1%, 17	1%, 18	1%, 16	1%, 16	1%, 93
	18 - 20	33%, 653	34%, 529	31%, 445	28%, 347	26%, 307	31%, 2,104
	21 - 24	66%, 1,302	65%, 1,007	68%, 985	71%, 880	73%, 865	68%, 4,573
Cases - Age	16 - 17	1%, 30	1%, 18	1%, 19	1%, 16	1%, 18	1%, 101
	18 - 20	33%, 784	34%, 639	30%, 538	27%, 421	24%, 368	30%, 2,748
	21 - 24	66%, 1,578	66%, 1,249	69%, 1,245	72%, 1,110	74%, 1,122	69%, 6,304

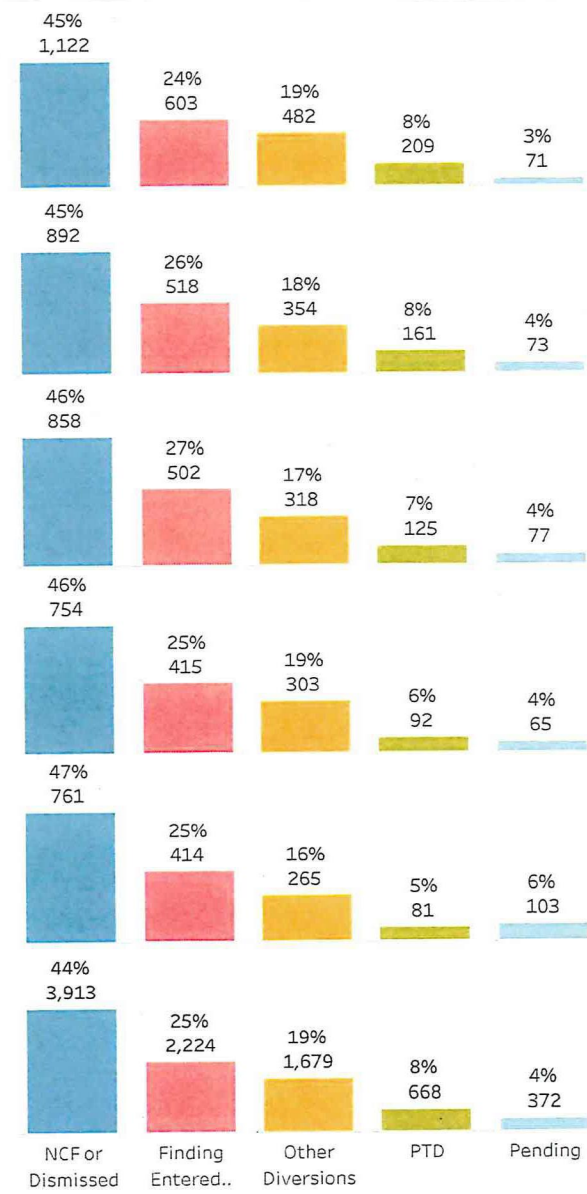
Percentage of Defendants and Cases by Race (16 - 24 YO)

	Defendant Race	2011	2012	2013	2014	2015	Grand Total
Defendants - Race	Asian / Pacific Is..	8%, 168	8%, 122	9%, 125	10%, 126	10%, 119	10%, 626
	Black	28%, 562	30%, 469	32%, 457	31%, 385	31%, 374	28%, 1,794
	Native America..	1%, 28	1%, 15	2%, 28	2%, 21	1%, 14	1%, 89
	White	55%, 1,084	54%, 842	51%, 742	51%, 630	50%, 594	54%, 3,534
	Unknown	7%, 140	7%, 105	7%, 96	7%, 81	7%, 87	7%, 458
Cases - Race	Asian / Pacific Is..	8%, 183	7%, 142	7%, 129	9%, 135	8%, 128	8%, 717
	Black	31%, 730	32%, 607	35%, 626	32%, 498	34%, 511	32%, 2,971
	Native America..	2%, 38	1%, 22	2%, 31	2%, 30	1%, 22	2%, 143
	White	54%, 1,280	53%, 1,017	50%, 906	51%, 782	49%, 746	52%, 4,730
	Unknown	7%, 161	6%, 118	6%, 110	7%, 102	7%, 101	6%, 592

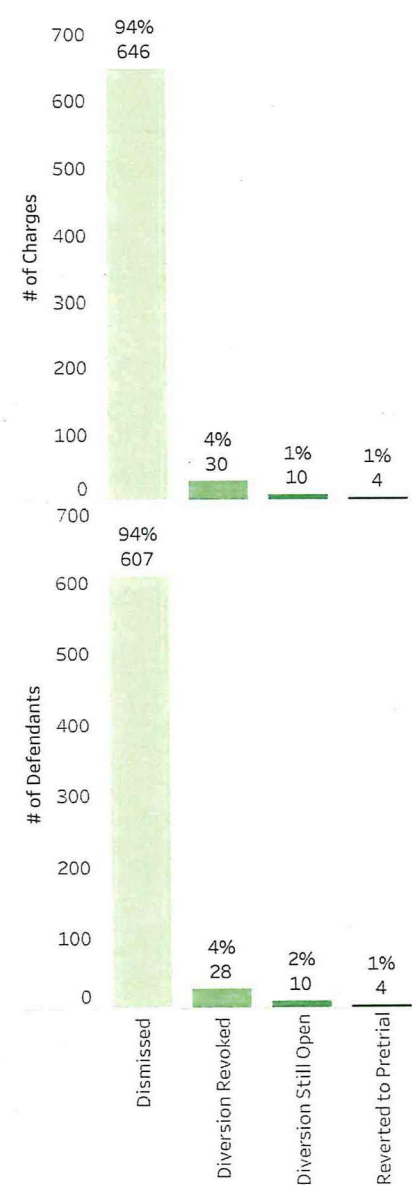
Percentage of Charge Dispositions for 16 - 24 YO Defendants (# of Charges)



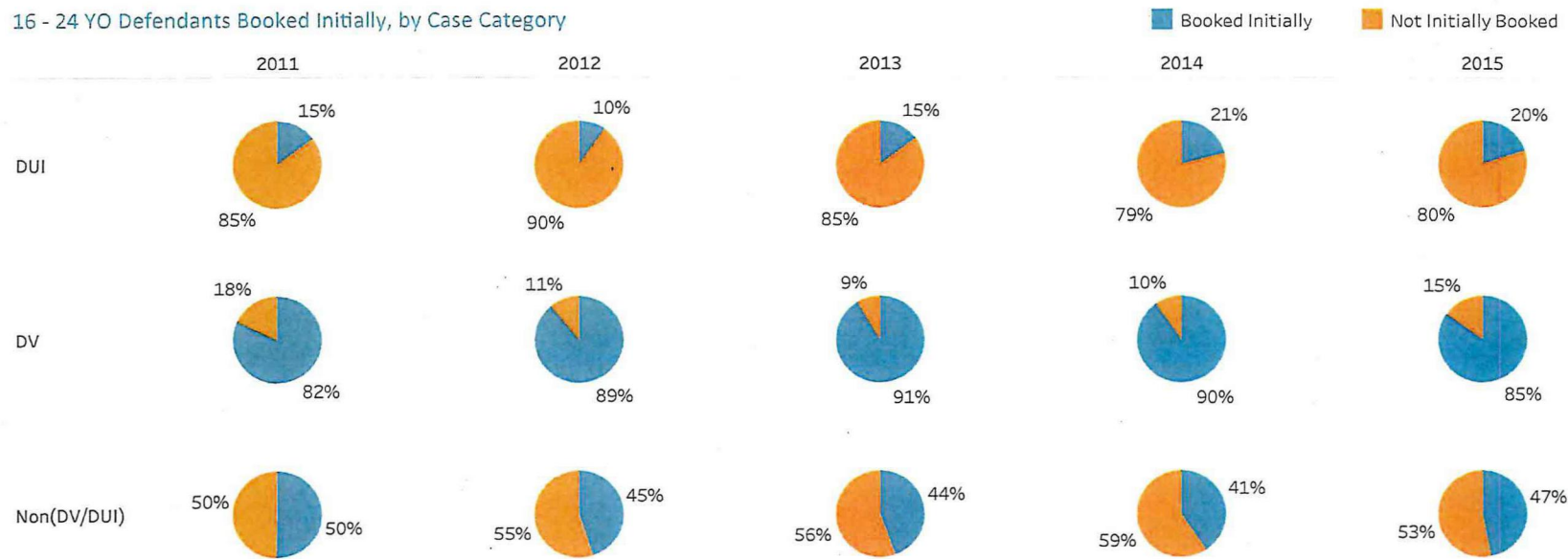
Percentage of Charge Dispositions for 16 - 24 YO Defendants (# of Defendants)



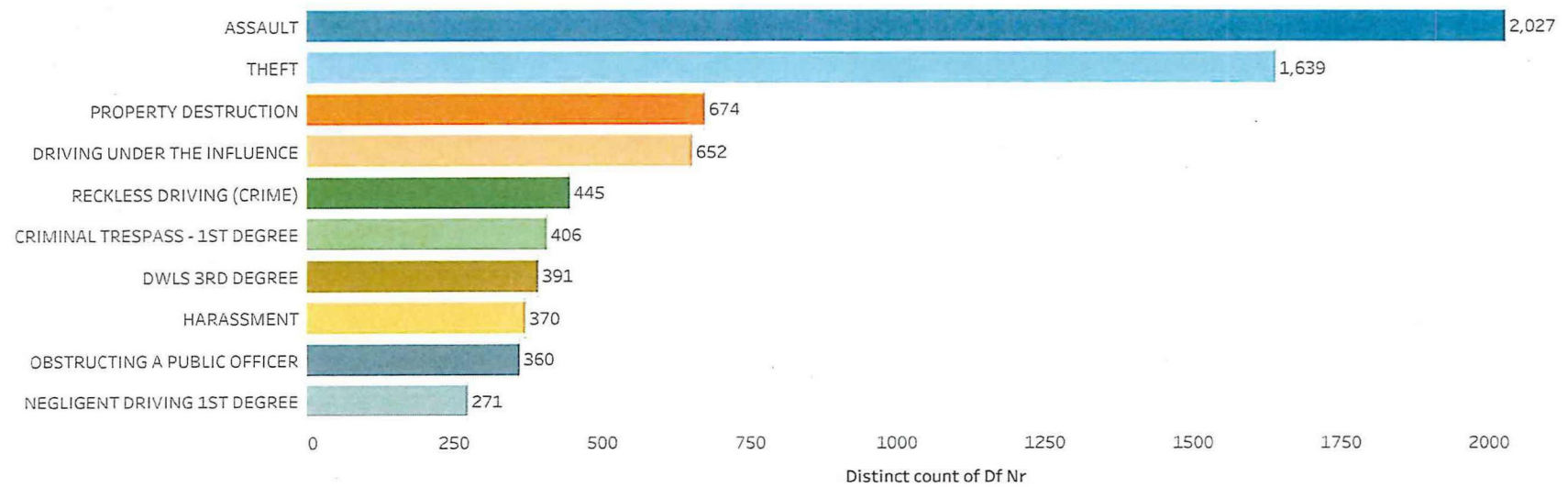
Dispositional Outcome for PTD Charges for 16 - 24 YO Defendants



16 - 24 YO Defendants Booked Initially, by Case Category



Top 10 Violations Charged Against 16 to 24 YO Defendants

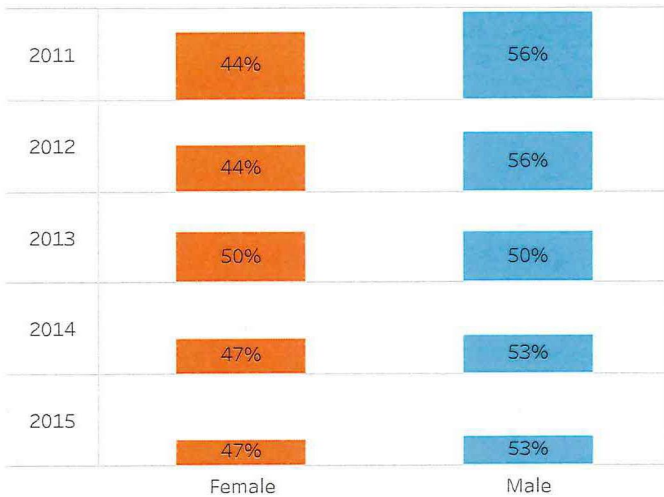


Number of Defendants, Cases, Charges entering Pre-trial Diversion Dispositions between 2011 and 2015 by Incident Date at Seattle Municipal Court

	# of Defts.	# of Cases	# of Charges
2011	447	448	474
2012	310	310	319
2013	289	289	308
2014	218	218	224
2015	161	162	166
Grand Total	1,424	1,427	1,491

Dataset population is any individual who entered into pre-trial diversion agreement at SMC with an original incident date between 2011 - 2015.

Percentage of Defendants by Gender for PTDs Entered at SMC by Date of Incident



7 defendants were excluded b/c no gender information was available. Data is provided by unique defendant.

Percentage of Defendants by Age Group for PTDs Entered at SMC by Date of Incident



Data is provided by unique defendant. Age is calculated from date of incident. Two defendants were excluded b/c no DOB in MCIS.

Percentage of Defendants by Race for PTDs Entered at SMC by Date of Incident



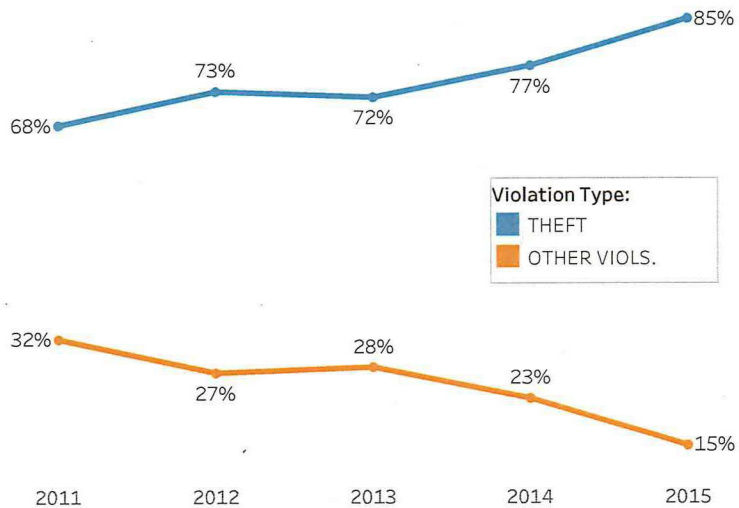
The court does not capture data on Hispanic ethnicity. Data is provided by unique defendant.

Top 7 Charges entering PTDs at SMC by Incident Date and Final Case Disposition

Violation Description	Final Disposition	2011	2012	2013	2014	2015
THEFT	Dismissed	306	221	214	162	131
	Sentenced	13	12	8	11	10
CRIMINAL TRESPASS - 1ST DEGREE (BUILDING)	Dismissed	10	10	15	16	7
	Sentenced				1	
OBSTRUCTING A PUBLIC OFFICER	Dismissed	12	11	9	8	2
PATRONIZING A PROSTITUTE	Dismissed	34	7			
CRIMINAL TRESPASS - 2ND DEGREE (PREMISES)	Dismissed	15	10	2	3	1
	Sentenced			1	1	
MINOR IN POSSESSION OF ALCOHOL (UNDER AGE 21)	Dismissed	8	3	8	2	1
	Sentenced	3				
PEDESTRIAN INTERFERENCE	Dismissed	9	8	3		

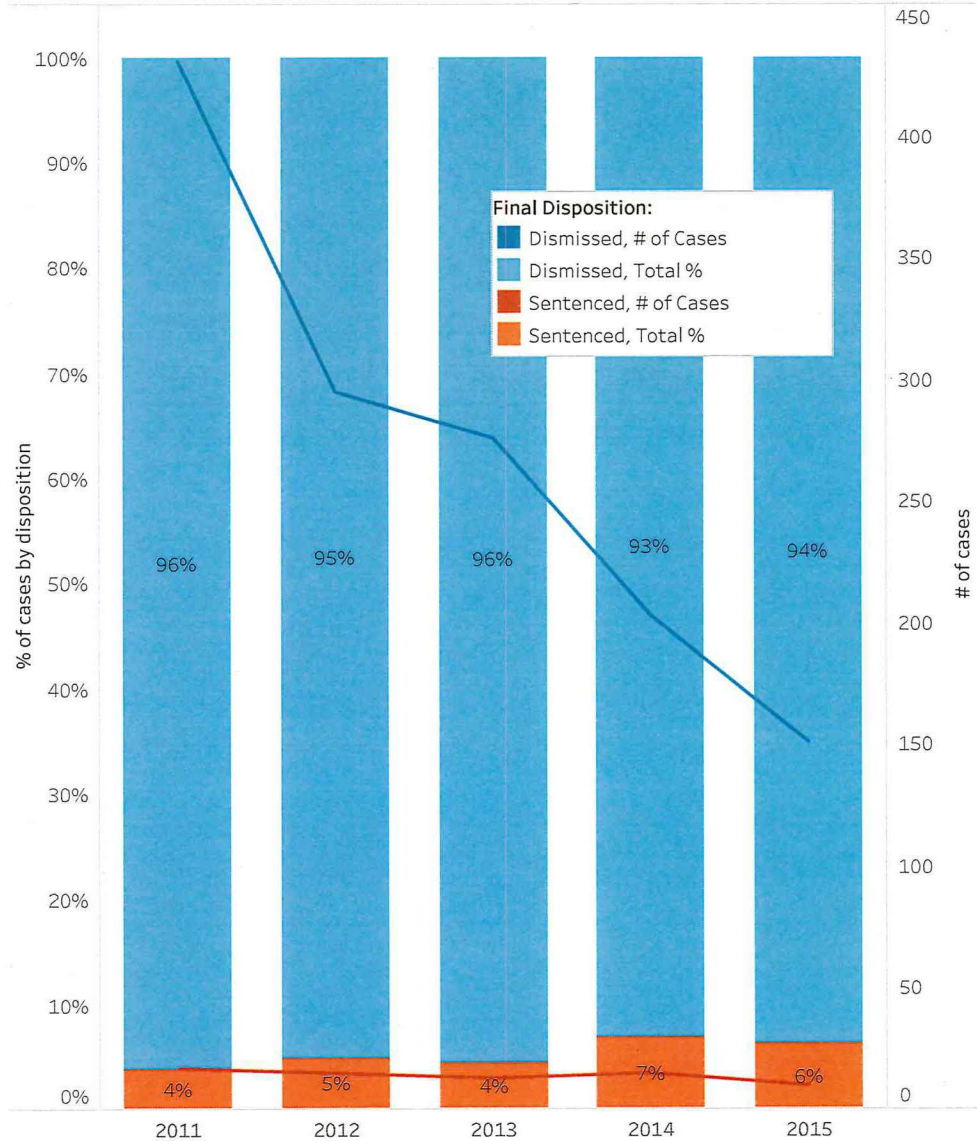
This table provides a distinct count of cases by disposition and charge. The top 7 charges make up 92% of all PTDs entered into in time period.

Proportion of Thefts vs. Other Violations entering PTDs by Incident Date



Distinct count of charges entering PTD disposition by date of incident.

Percentage and Number of Cases for PTDs Entered at SMC by Incident Date and Final Disposition



Distinct count of cases by disposition. Bar chart shows proportion ultimately dismissed versus sentenced. Line shows # of overall cases by incident date and final disposition.

Age and Race by Final Case Disposition for Defendants entering PTDs at SMC

Final Disposition	Defendant Race	16 - 24	25 - 34	35 - 44	45 - 54	55 - 64	65+
Dismissed	Asian /Pac. Islander	89	29	20	18	17	8
	Black	122	31	16	18	8	6
	Native Amer./ Alaska Nat.	7	1	3	2	2	1
	Unknown	37	16	15	9	5	2
	White	395	205	114	80	45	23
Sentenced	Asian /Pac. Islander	1	1				
	Black	8	6	1	2		
	Native Amer./ Alaska Nat.		1	1			
	Unknown	2					
	White	23	18	4	2		
Grand Total		684	308	174	131	77	40

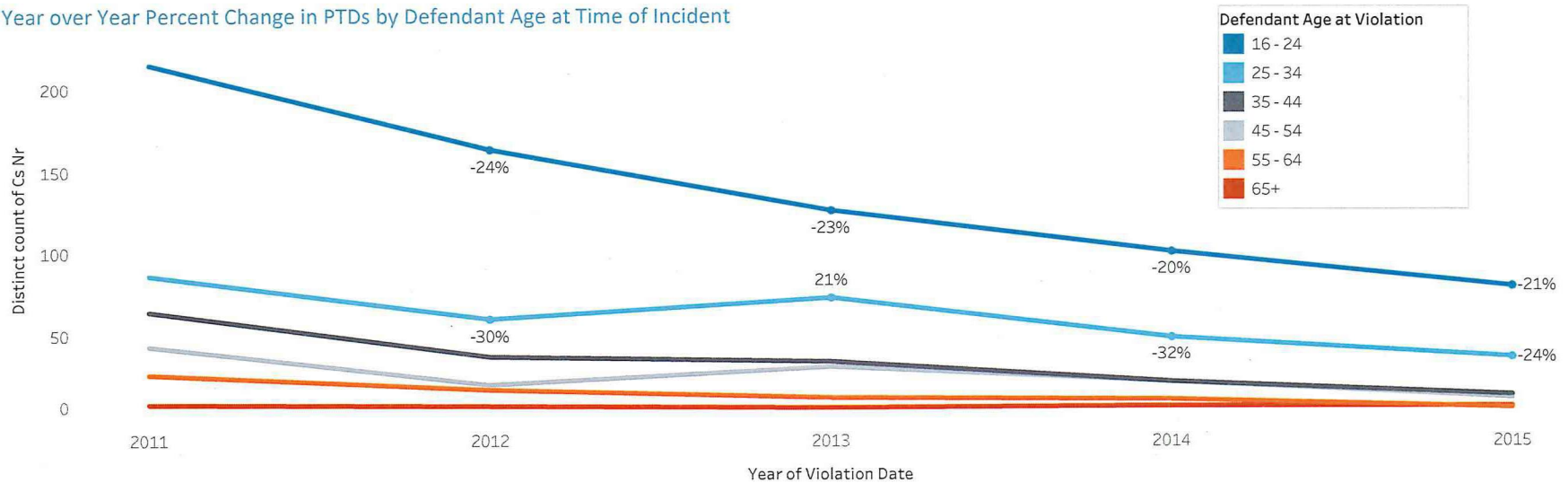
This table provides a distinct count of defendants by race, age and final disposition.

Race and Gender by Final Case Disposition for Defendants entering PTDs at SMC by Incident Date

Defendant Race	Female		Male	
	Dismissed	Sentenced	Dismissed	Sentenced
Asian /Pac. Islander	95		86	2
Black	103	8	100	9
Native Amer./ Alaska Nat.	8		8	2
White	375	21	486	26
Unknown	40	2	44	

This table provides a distinct count of defendants by race and age.

Year over Year Percent Change in PTDs by Defendant Age at Time of Incident



Number of cases entering PTDs by age. Labels provide YoY % change for twp age groups with most defendants in them.

Initial Custody Status of Cases Entering PTDs at SMC by Incident Date




Chart displays percentage of cases initially booked versus coming from out-of-custody status by incident date.

Number of Cases Entering PTDs by Sentence Length and Final Case Disposition

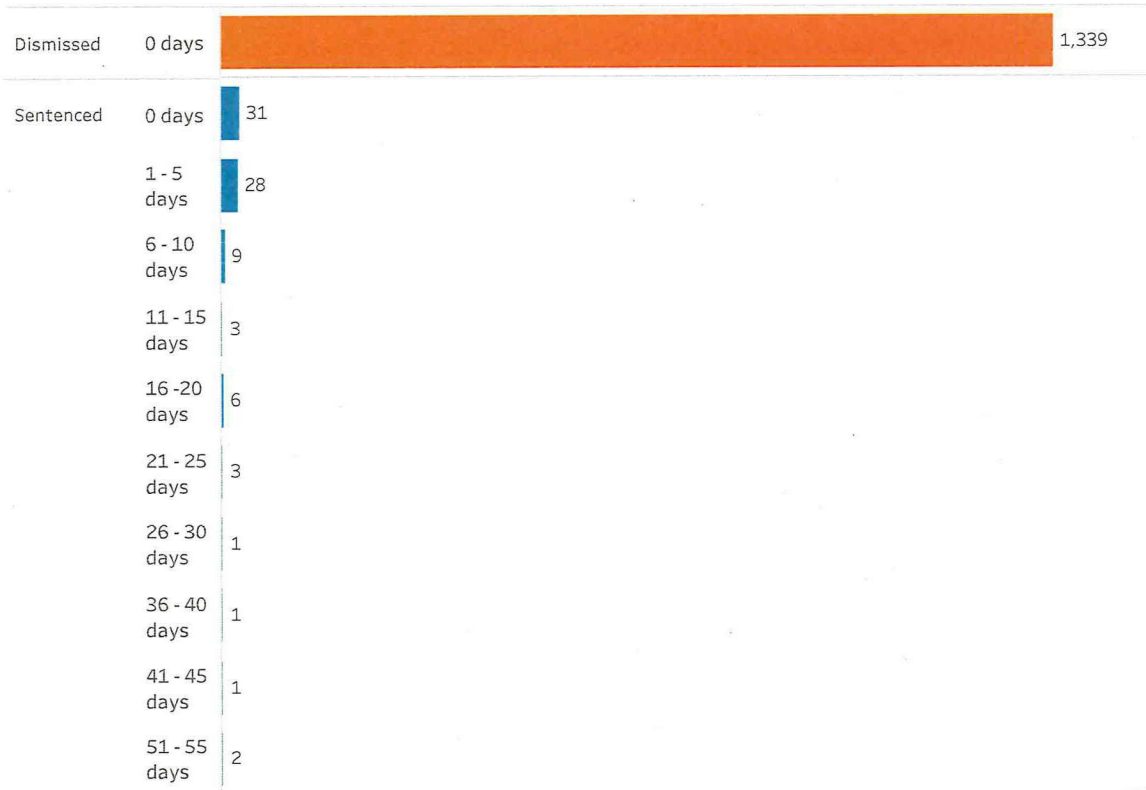
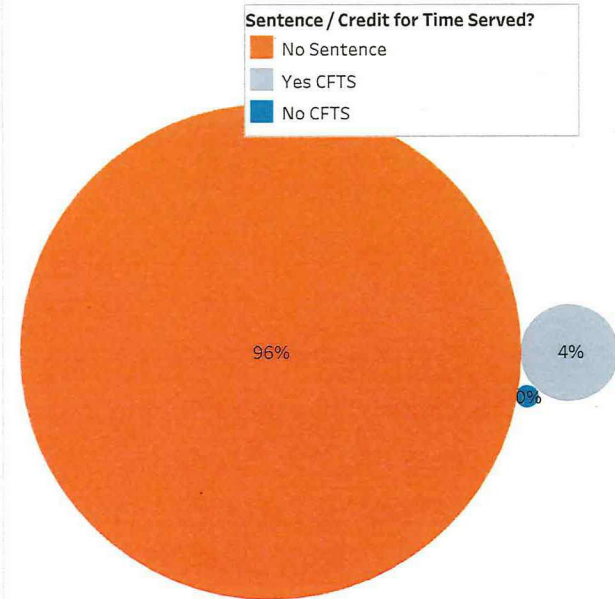


Chart shows the number of cases grouped by length of post disposition sentence. Sentence length is time imposed, but does not take into account credit for time served or "good-time" calculated by jailing authority.

Percentage of PTD Cases Receiving Sentence and Credit for Time Served



Due to data constraints, for cases where CFTS was applied, analysts could not distinguish how much sentence length was converted.

Percentage of PTD Defendants and Cases by Race (16 - 24 YO)

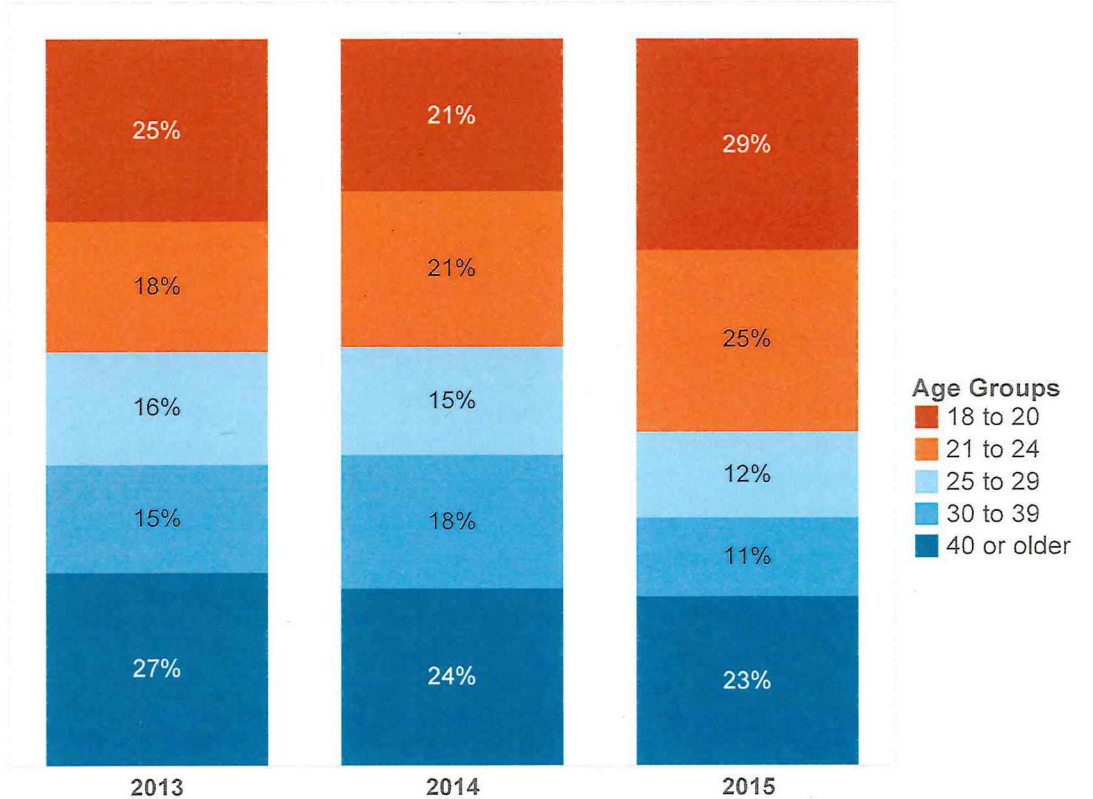
Defendant Race		2011	2012	2013	2014	2015	Grand Total
Defendants - Race	Asian/Pacific Islander	11%, 22	6%, 10	18%, 23	23%, 21	17%, 14	13%, 90
	Black	16%, 33	29%, 46	16%, 20	22%, 20	12%, 10	19%, 129
	Native American / Alaska Native	1%, 2	1%, 1		3%, 3	1%, 1	1%, 7
	White	66%, 137	59%, 95	62%, 77	46%, 42	65%, 54	60%, 405
	Unknown	7%, 15	6%, 9	4%, 5	7%, 6	5%, 4	6%, 39
Cases - Race	Asian/Pacific Islander	11%, 22	6%, 10	18%, 23	23%, 21	17%, 14	13%, 90
	Black	16%, 33	29%, 46	16%, 20	22%, 20	12%, 10	19%, 129
	Native American / Alaska Native	1%, 2	1%, 1		3%, 3	1%, 1	1%, 7
	White	66%, 137	59%, 95	62%, 77	46%, 42	65%, 54	60%, 405
	Unknown	7%, 15	6%, 9	4%, 5	7%, 6	5%, 4	6%, 39

Number of Charges, Cases and Defendants Entering into Pre-Trial Diversion Dispositions by Age of Deft.

	Disposition Entry Date		
	2013	2014	2015
18 to 24 year olds			
# of cases	151	97	100
% total (cases)	43%	42%	54%
# of defendants	149	97	100
% total (defts.)	43%	42%	54%
25 or older			
# of cases	204	132	85
% total (cases)	57%	58%	46%
# of defendants	197	132	85
% total (defts.)	57%	58%	46%
Grand Total			
# of cases	355	229	185
% total (cases)	100%	100%	100%
# of defendants	346	229	185
% total (defts.)	100%	100%	100%

10 cases failed to complete PTD conditions in 2013 (97% success rate), 11 in 2014 (95% success rate) and 14 in 2015 (93% success rate).

Percentage of Defendants by Age Group for Cases Disposed at Pre-trial Diversion Between 2013 - 2015 at Seattle Municipal Court



Most Frequent (n>=10) Violation Types for PTD Dispositions

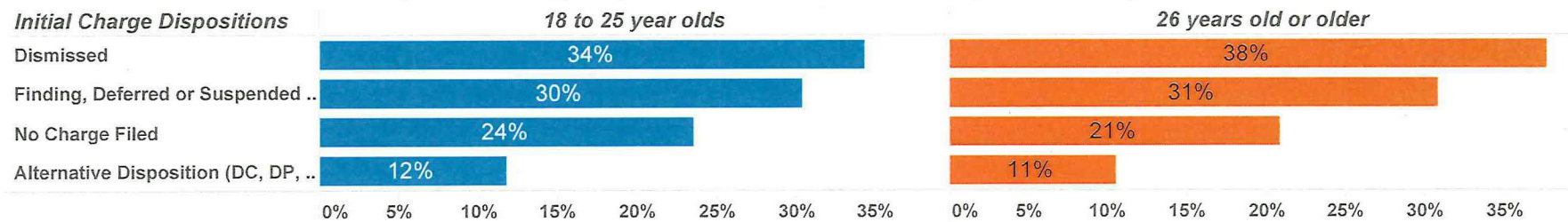
	2013	2014	2015	Grand Total
THEFT	276	173	154	602
CRIMINAL TRESPASS - 1ST DEGREE (BUILDING)	11	15	11	37
LICENSE, DRIVER, SUSP./REVOKED THIRD DEGREE	16	2	4	22
OBSTRUCTING A PUBLIC OFFICER	7	9	3	19
CARRY CONCEALED UNCONCEALED WEAPON ON PER..	6	4	2	12
CRIMINAL TRESPASS - 2ND DEGREE (PREMISES)	5	5	1	11
MINOR IN POSSESSION OF ALCOHOL (UNDER AGE 21)	5	4	2	11
DRIVING W/O MOTOR VEHICLE INSURANCE	7	2	1	10
FALSE REPORTING	5	3	2	10
Grand Total	338	217	180	734

Total # of Defts and Cases Acquired by Defendant Age

Age of Defendant		2012	2013	2014	2015
18 to 25	# of Defendants	1,705	1,429	1,287	1,188
	# of Cases	1,981	1,704	1,541	1,460
	% of Total Criminal Cases	25%	23%	24%	23%
26 or Older	# of Defendants	4,674	4,369	3,876	3,768
	# of Cases	5,880	5,585	4,827	5,003
	% of Total Criminal Cases	75%	77%	76%	77%

Defendants between the ages of 18 to 25 appear to consistently make up about one quarter of all filed cases at SMC in a given year.

Initial Charge Dispositions in First Quarter 2016 by Defendant Age



The chart above shows the different types of charge disposition by defendant age for cases filed in the first quarter 2016. It appears that there are not major differences in the types of dispositions 18 to 25 year old versus older defendants are currently receiving. Charges that were still pending were excluded from this analysis.

Top 6 Types of Charges Acquired by Defendant Age

	18 to 25	26 to 32	33 to 40	41 to 50	Over 50
THEFT	21%	21%	22%	25%	23%
ASSAULT	18%	18%	20%	20%	19%
PRSNS UNDER THE INFLUENCE OF INTOXICANTS/DRUGS	7%	7%	7%	6%	7%
PROPERTY DESTRUCTION	5%	5%	5%	4%	3%
RECKLESS DRIVING (CRIME)	4%	4%	3%	3%	3%
CRIMINAL TRESPASS - 1ST DEGREE (BUILDING)	4%	5%	5%	5%	4%

For all age groups, roughly half of the assaults are DV-related and half are not. For the most common charges, it does not appear the type of charges filed varies dramatically by age of defendant.