

Human Services Department

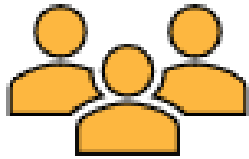
2019 Second Quarter Homelessness Program Performance Data

City Council Select Committee
September 20, 2019




A More Effective Response in 2019

More households prevented from becoming homeless



An increase of 20%
over Q2 2018

More households moved from homelessness to housing



A 6% increase when compared to the same time in 2018

People in households with disabling conditions were stably housed



2,127 households were supported to remain stably housed in permanent supportive housing.

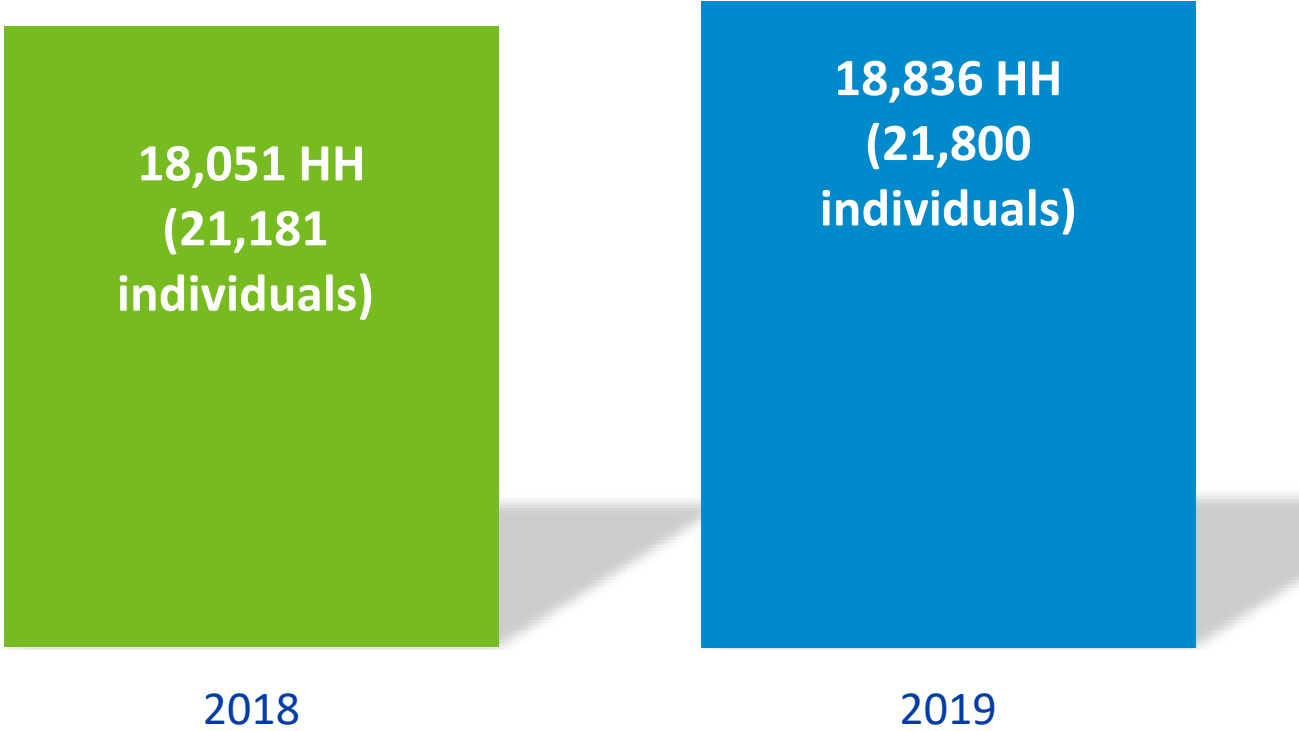
Data used = 2018 January – June vs. 2019 January – June

Overview:

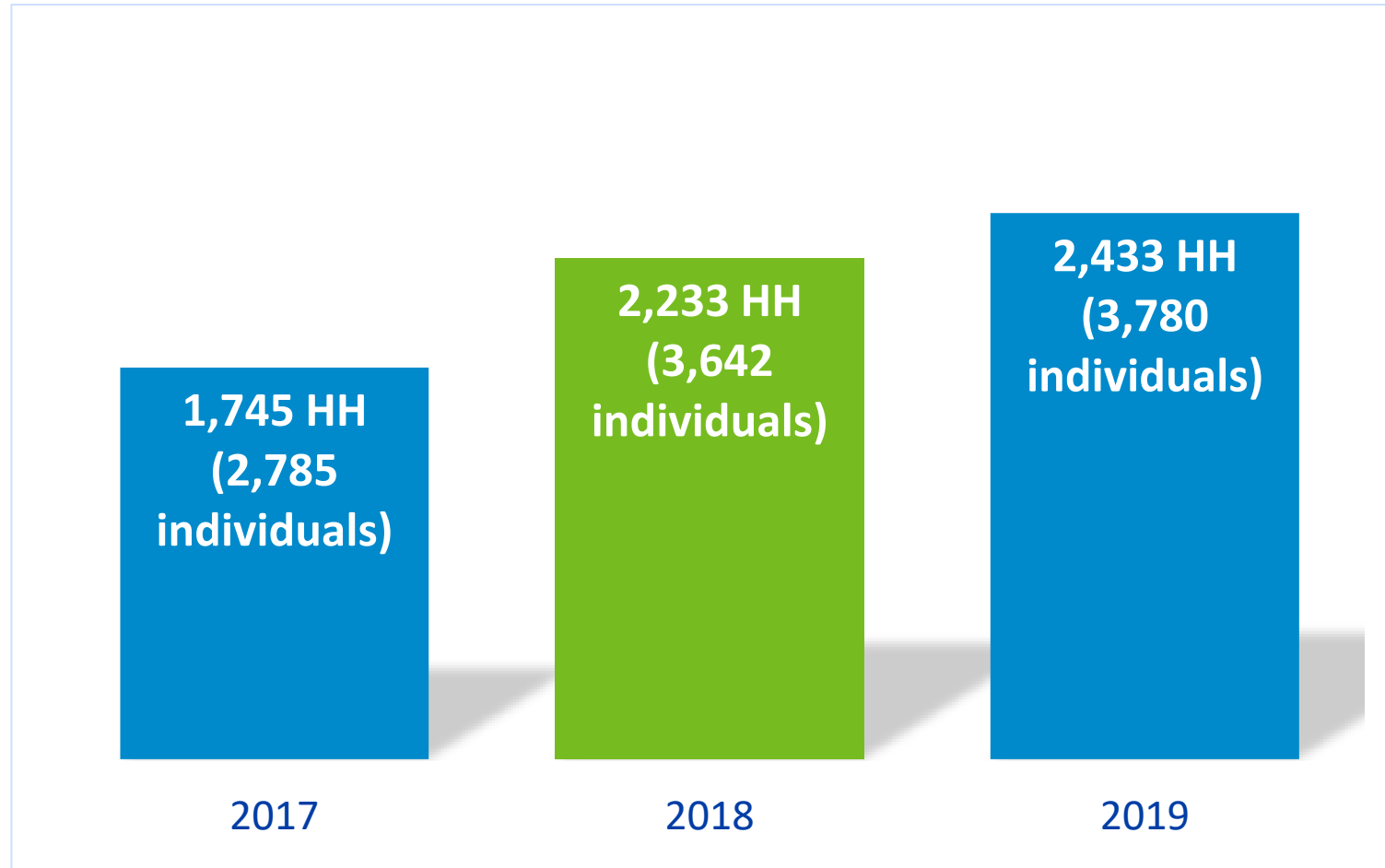
- Performance reporting helps us understand how our investments are working – how many people are moving to housing, and how well programs are performing
- Compares Year over Year, looking at January-June of 2018 and 2019
- Data produced using Homeless Management Information Systems (HMIS)

We are serving **MORE** households in 2019

Households Served



MORE Unique Households Exit to Permanent Housing or are Prevented from Becoming Homeless



RARE - 20% MORE prevented from becoming homeless

- Investments in homelessness prevention programs seek to *make homelessness rare*.
- 461 unique households, representing 704 individuals, were prevented from becoming homeless, *an increase of 20% over Q2 2018*.
- **Diversion** -In 2019, **13 programs assisted 441 households** to successfully identify a permanent housing option, diverting them from their experience of homelessness. The majority of these (nearly 60%) occurred at the two Regional Access Points (RAPs) funded by the City.

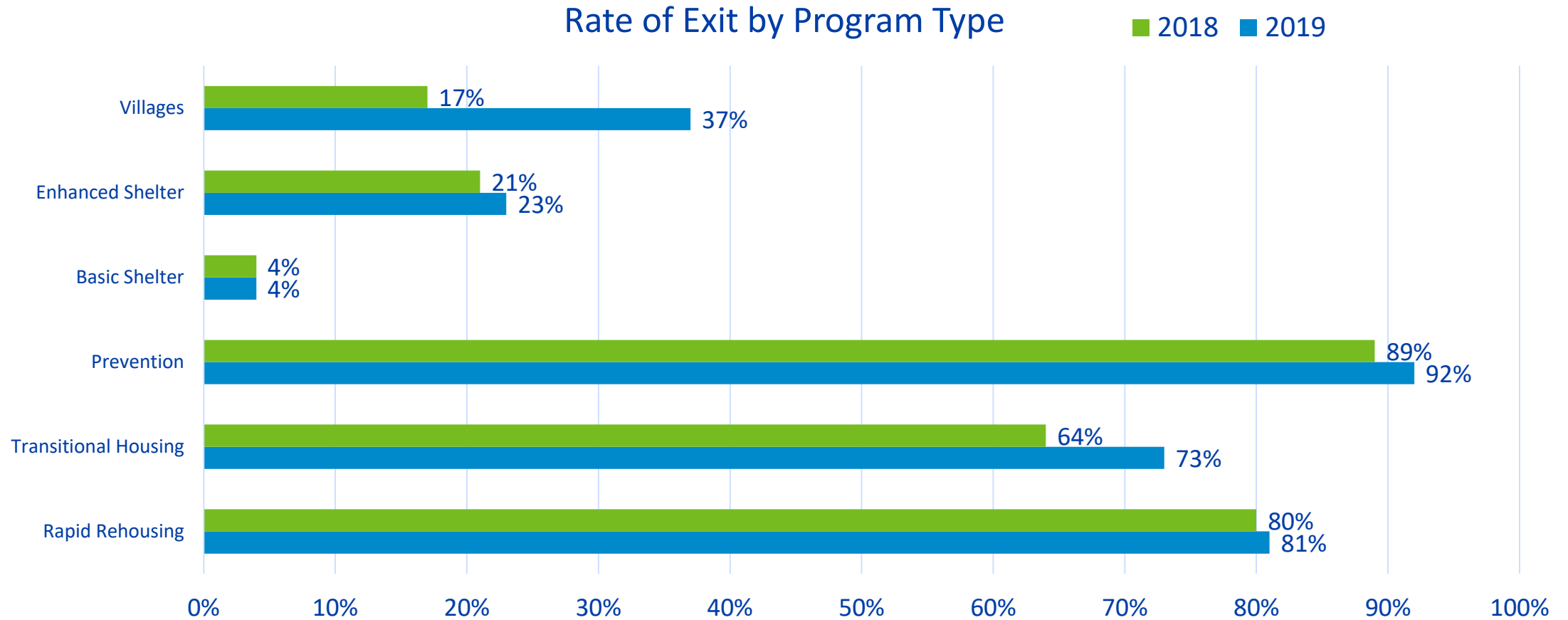
BRIEF - **6% MORE** unique households moved from homelessness to housing

- Investments in programs such as Enhanced Shelter, Diversion, Outreach, Transitional Housing and Rapid Rehousing seek to ***make the experience of homelessness brief*** by supporting people to move from homelessness to housing as quickly as possible.
- 1,936 unique households, representing 3,042 individuals, moved from homelessness to housing, ***a 6% increase when compared Q2 2018.***

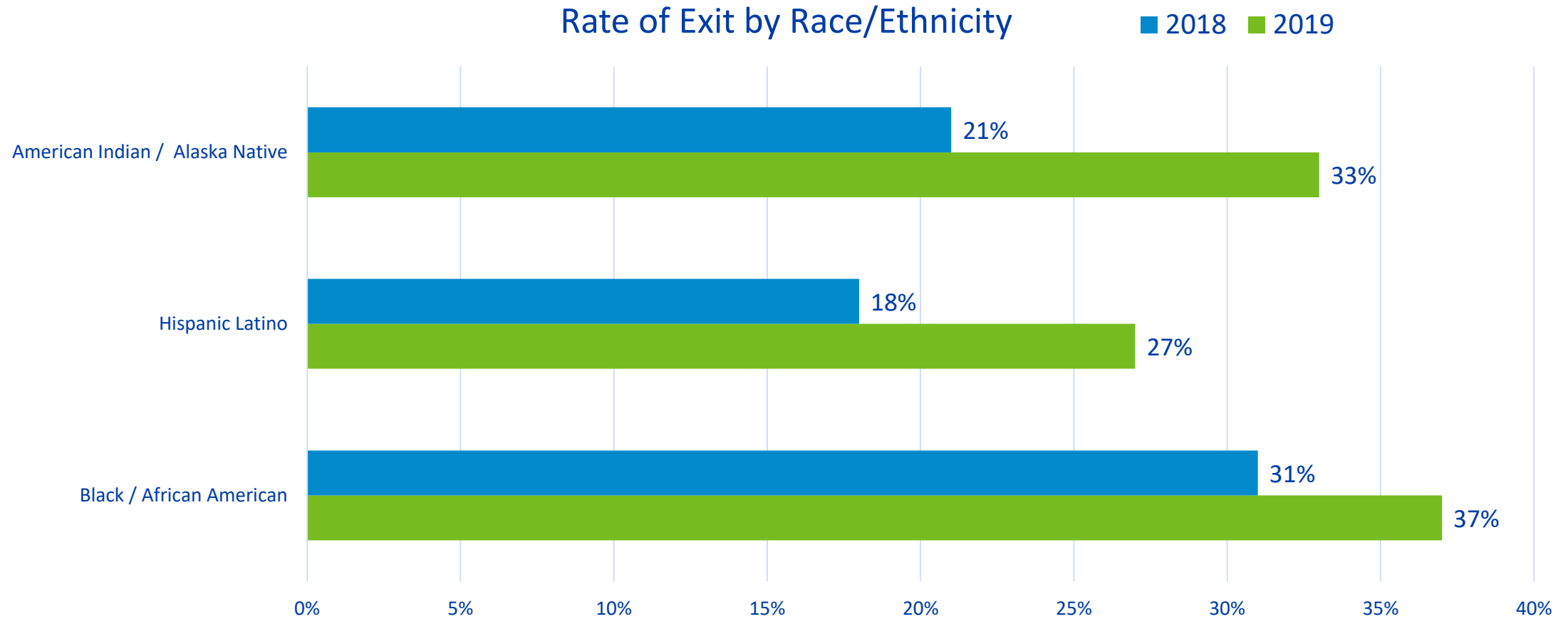
NON-RECURRING - 2,127 households remain stably housed in permanent supportive housing

- Investments in permanent housing, including Rapid Rehousing and Permanent Supportive Housing, help individuals who have experienced homelessness ***avoid becoming homeless again.***
- 2,127 unique households who had experienced chronic homelessness were supported to ***remain stably housed in permanent supportive housing.***

Rate of Exit to Housing - by Program



Rate of Exit to Housing - by Ethnicity/Race



Conclusion

- Performance outcomes continue to improve
- HSD will continue to partner with providers to support program improvements and system change efforts
- Permanent housing solutions such as Rapid Rehousing, Permanent Supportive Housing, and Prevention show consistently high number and rate of exit to housing



Questions?

