



Seattle Department of
Education & Early Learning

Seattle Preschool Program

JANUARY 2017 UPDATE

Agenda



1. Status Update
2. 2015–16 Evaluation Results
3. Questions

Status Update



2016-17 Status Update

- Established infrastructure for supporting high-quality classrooms
- Enrollment at 85% on day one
- Implementing a new database
- Partnering with the School District to support children with Special Education needs
- Releasing the RFI for the Family Child Care Pilot this month
- Influencing teacher compensation levels

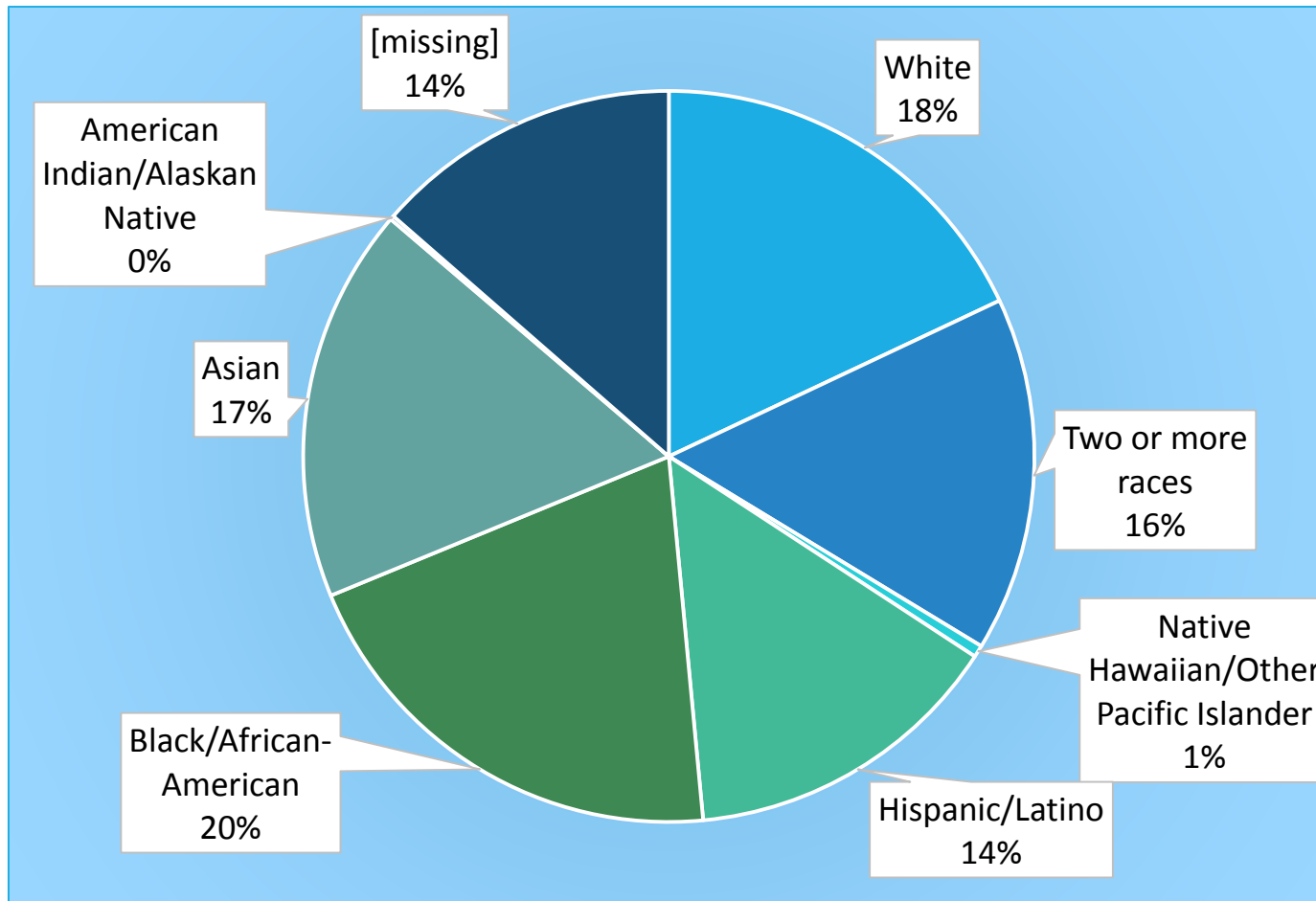
SPP Expansion Targets

| Year | Classrooms | Students* | Achieved |
|---------|------------|-------------|----------|
| 2015–16 | 15 | 280 | Yes |
| 2016–17 | 33 | 551–627 | Yes |
| 2017–18 | 53–60 | 1,007–1,140 | TBD |
| 2018–19 | 75–85 | 1,425–1,615 | TBD |

*Number of students is calculated using SPP's first-year average classroom size of 19 students per classroom

2016–17 SPP ENROLLMENT DEMOGRAPHICS

SPP Participants by Race/Ethnicity and Tuition Payment



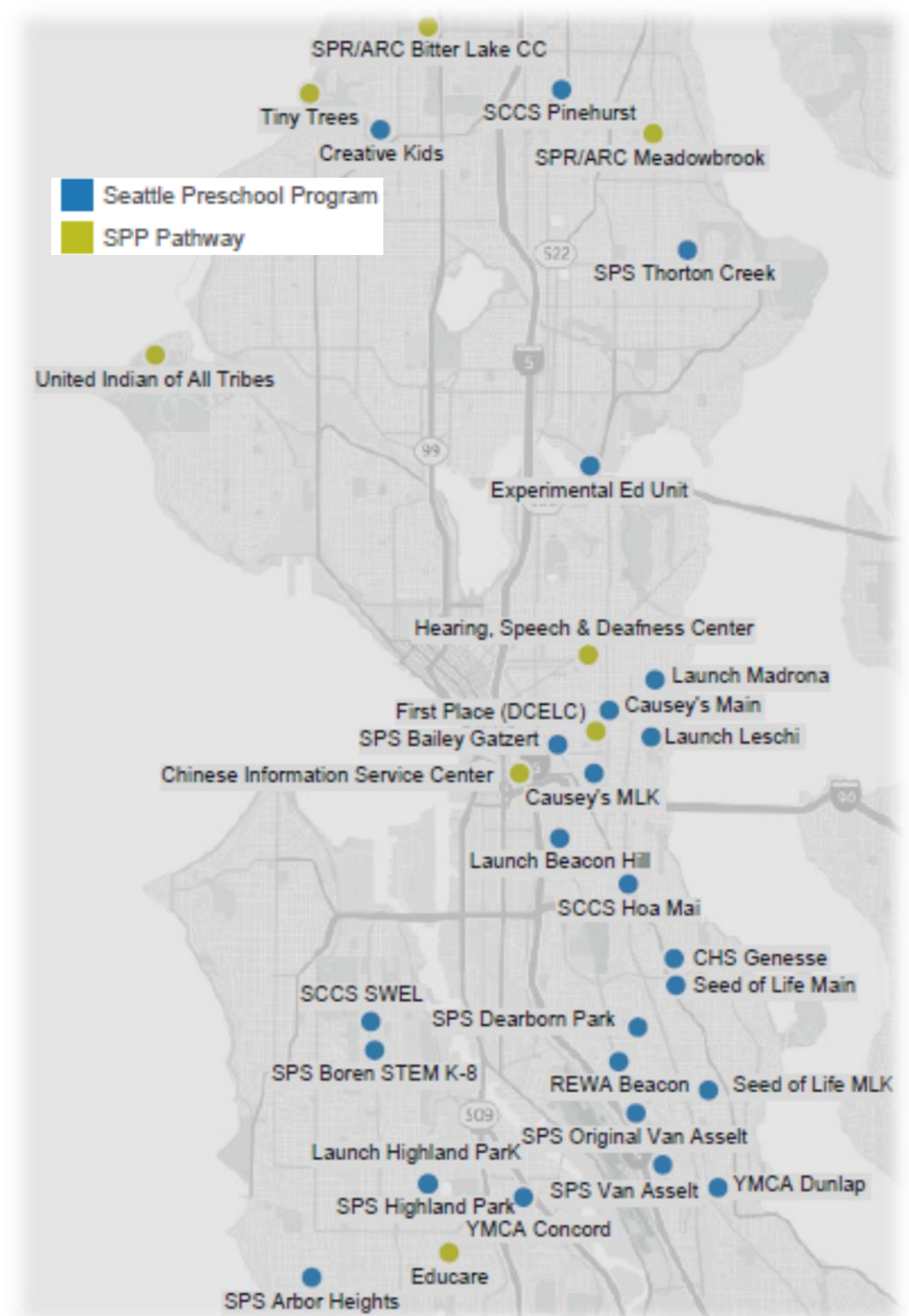
Tuition Payments 2016–17

- 70% pay no tuition
- 27% pay partial tuition
- 3% pay maximum tuition



SPP & SPP Pathway Sites 2016–17

- 26 SPP sites
- 8 SPP “Pathway” sites
- Greater geographic coverage
- More options in North and Southwest



2017–18 SPP Request for Investment Schedule

- ✓ November 2016 Release RFI for 2016–17 providers
- ✓ December 2016 RFI Information Sessions
- ✓ January 2017 Provider applications due
- January 2017 RFI panel convenes, site visits and final recommendations
- March 2017 Public announcement of SPP providers and release of child application forms
- April 2017 SPP child applications due
- May 2017 First round of notification of selected SPP children

Community Center Initiative

DEEL has developed a partnership with Seattle Parks and Recreation to make licensed Pre-K spaces available to community partners

Initiative Goals

1. Maintain current SPP classrooms facing displacement situations
2. Support SPP Pathway providers experiencing facility issues
3. Add new SPP slots by making City-owned space available to community-based organizations

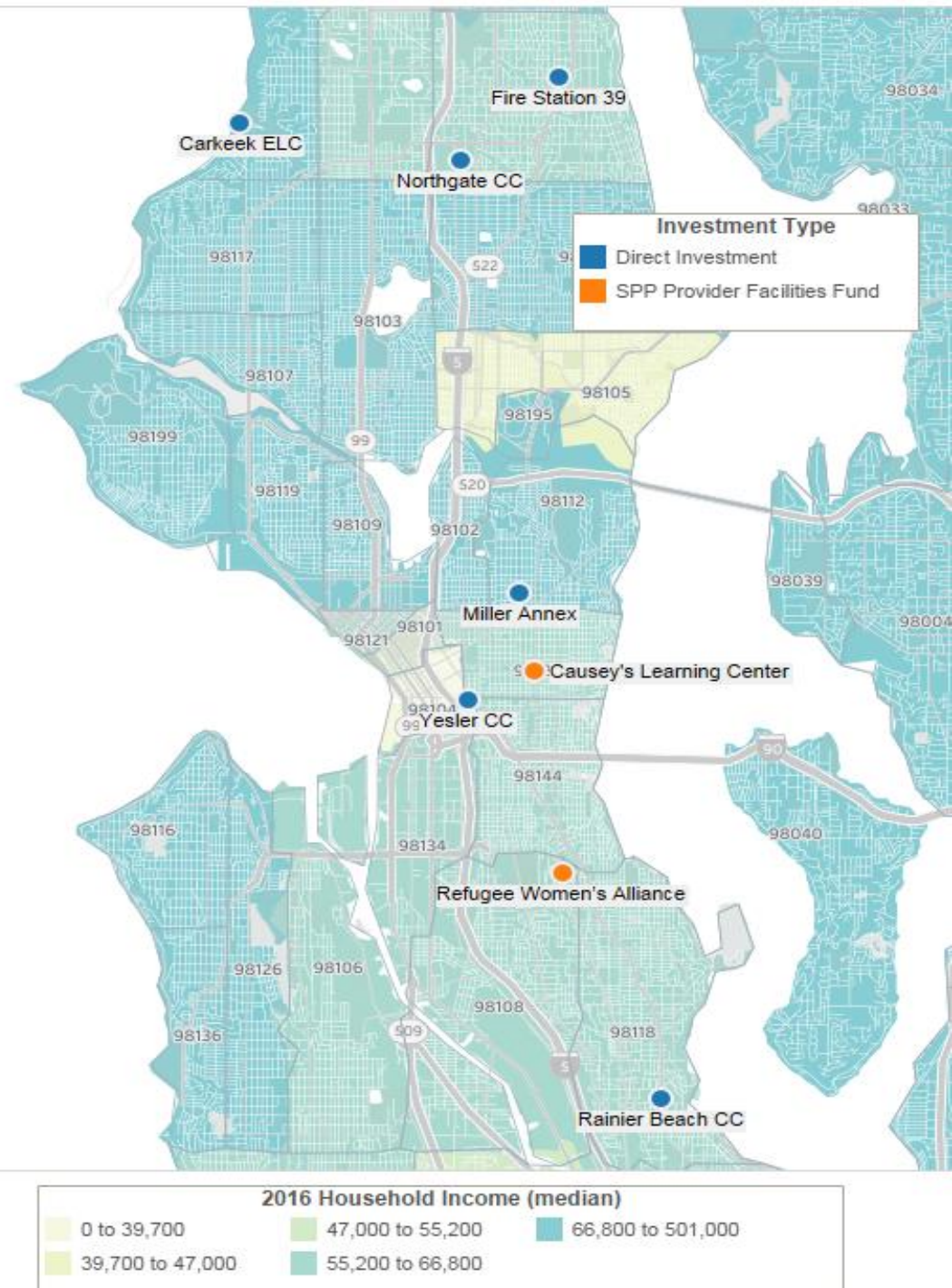
For the 2017–18 SPP school year, the four Initiative sites are:

- Northgate Community Center
- Carkeek Park Environmental Learning Center
- Yesler Community Center
- Rainier Beach Community Center

SPP Preschool Facility Investments

The four-year SPP budget provides \$8.5 million to support preschool classroom development and expansion

| Project | Investment Type | Investment | % of Total Budget | School Year Launch | New SPP Classrooms/ Slots |
|---|------------------------------|-------------|-------------------|--------------------|---------------------------|
| Miller Annex, Capitol Hill | Direct Investment | \$1,800,000 | 21% | 2017–18 | 4 classrooms, 80 slots |
| Causey Learning Center, Central District | SPP Provider Facilities Fund | \$108,000 | 1% | 2017–18 | 1 classroom, 20 slots |
| Community Center Initiative, Citywide | Direct Investment | \$200,000 | 1% | 2017–19 | 10 classrooms, 180 slots |
| Fire Station 39, Lake City | Direct Investment | \$1,100,000 | 13% | 2018–19 | 4 classrooms, 80 slots |
| Refugee Women's Alliance, Southeast Seattle | SPP Provider Facilities Fund | \$500,000 | 6% | 2018–19 | 30 slots |



SPP Scholars Tuition Support Program

The SPP Scholars Tuition Support Program supports eligible staff working in SPP classrooms to meet SPP education standards

| SPP Agency | Current Position | Degree Goal | College | Support Type |
|------------|--------------------|-------------------------------------|-----------------------|--------------|
| Launch | Program Supervisor | BAS Early Childhood Education (ECE) | North Seattle College | Tuition Plus |
| Causey's | Lead Teacher | BA ECE Dual Language | Goddard College | Tuition Plus |
| ReWA | Assistant Teacher | BA ECE Dual Language | Goddard College | Tuition only |
| ReWA | Assistant Teacher | BA ECE Dual Language | Goddard College | Tuition only |
| Dunlap | Lead Teacher | BAS Early Childhood Education | Highline College | Tuition Plus |

“SPP Scholars has made it more economically viable for teachers to seek degrees in early childhood education.”

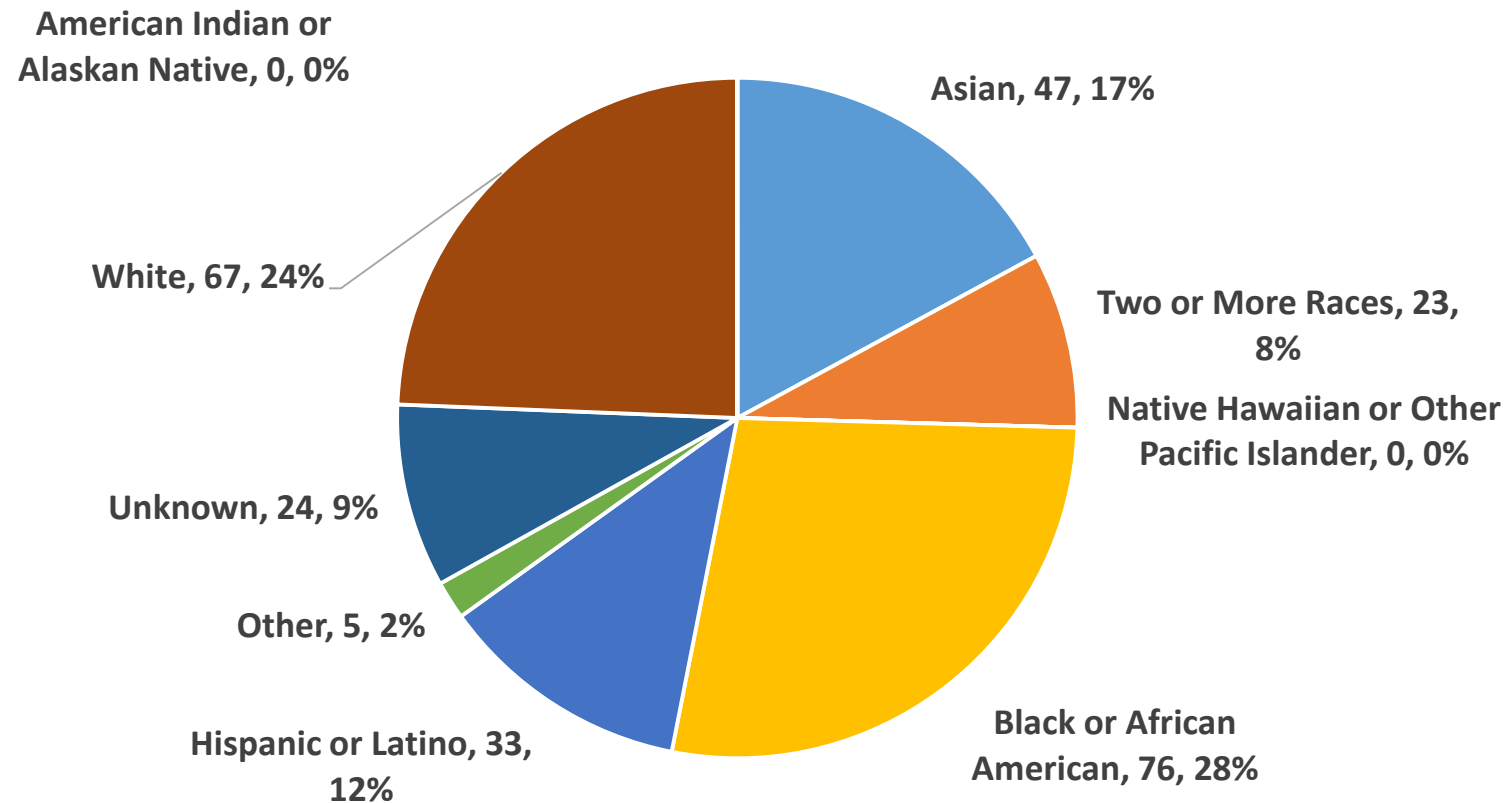
– SPP Site Director

2015–16 Evaluation Results

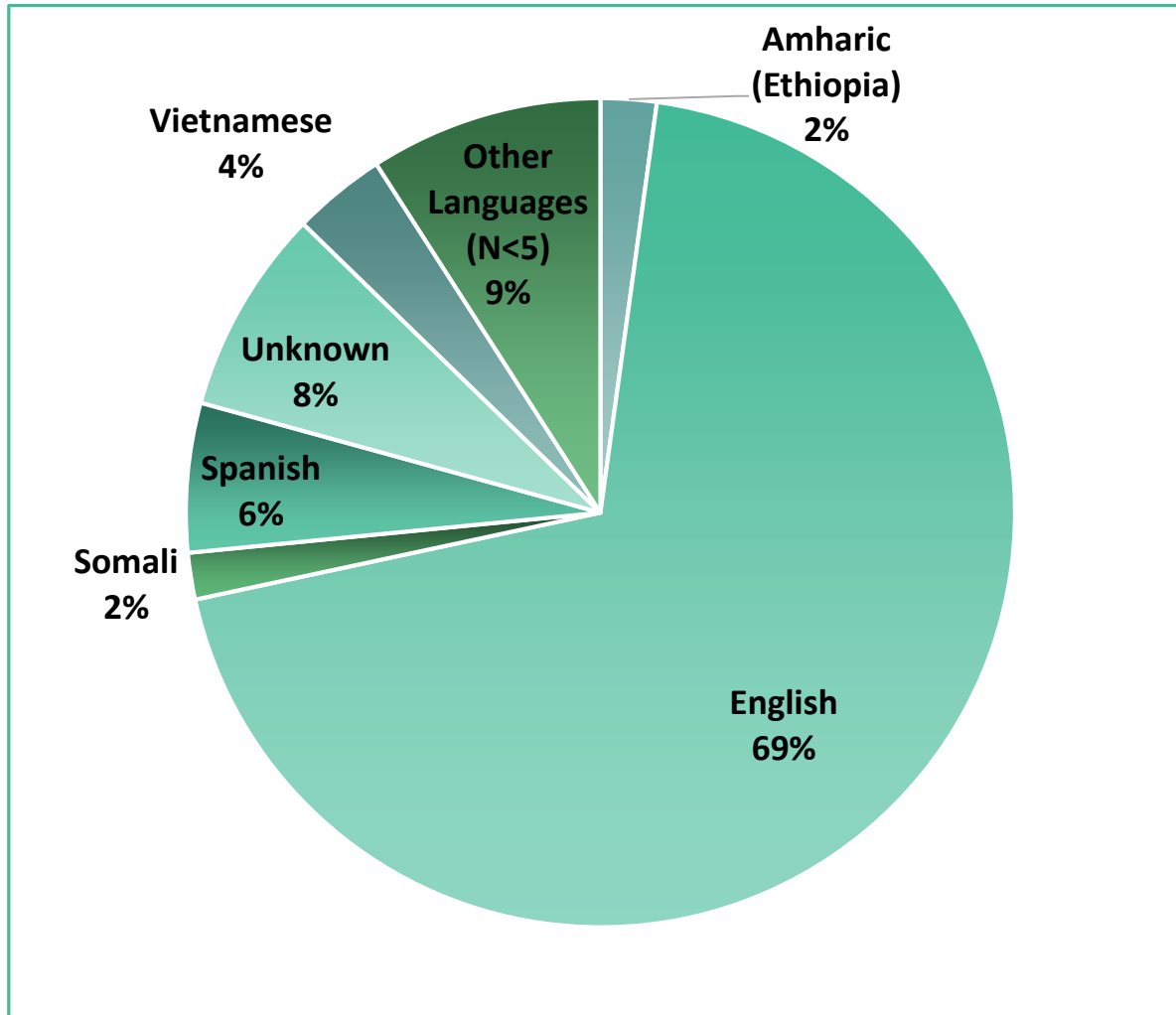
1. Child demographics
2. Classroom quality assessments
3. Child assessments



Children Served by SPP, Disaggregated by Race/Ethnicity, SY 2015–16 (N=275)



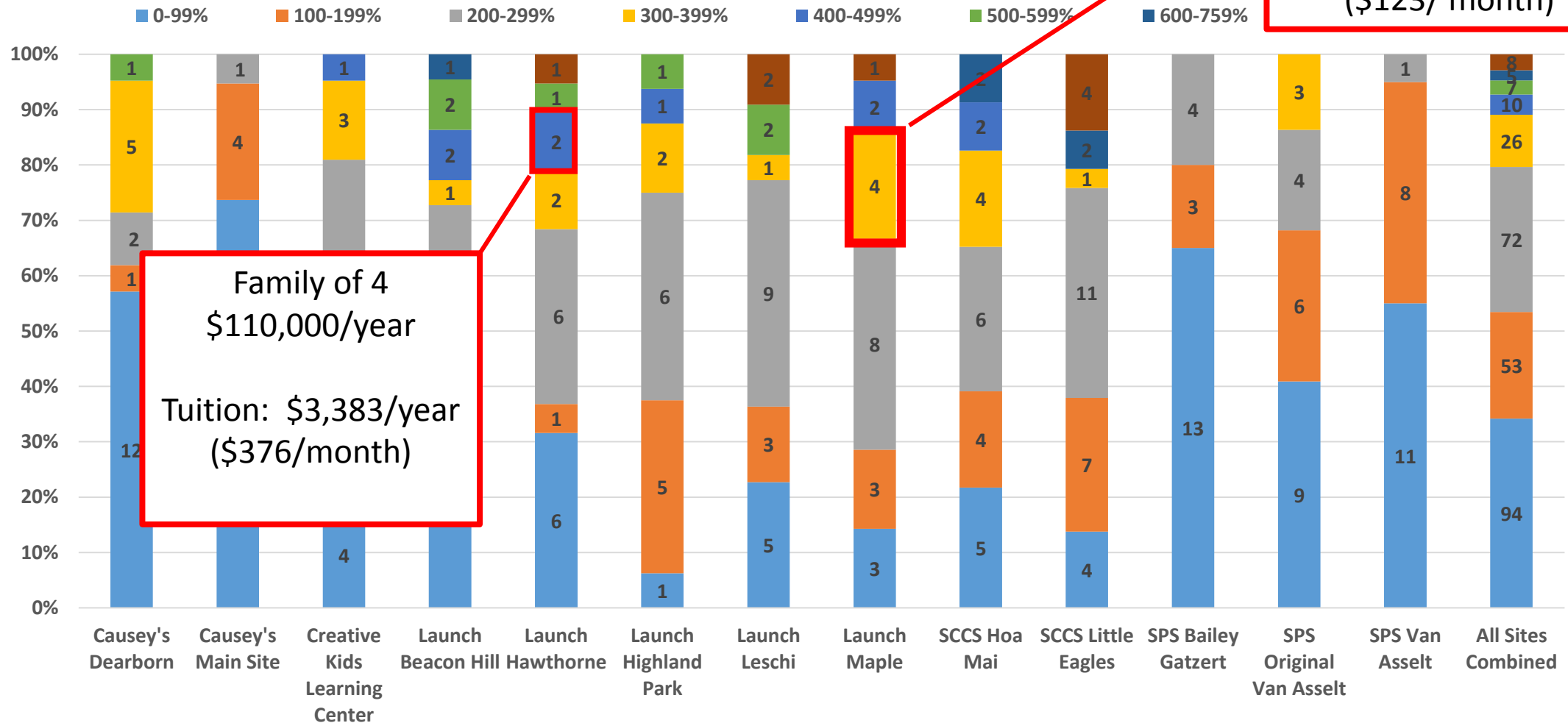
Children Served by SPP (N=275) Primary Language, SY 2015-16



- In 2015–16 SPP funded one Vietnamese-English dual language program
- If fewer than five SPP families identified a language as their child[ren]’s primary home language, they were included in “Other Languages”
- “Other Languages” references children who speak Arabic, French, Japanese, Russian, Thai, Turkish, Mandarin, Other African Languages and Dialects, Tagalog, Cantonese, Oromo (S. Ethiopia), Other Chinese Languages and Dialects

Mixed-Income Classes (by FPL%)

Family of 4
\$85,000/year
Tuition: \$1,106/year
(\$123/ month)



Family of 4
\$110,000/year
Tuition: \$3,383/year
(\$376/month)

Overview: Classroom Quality

SPP Classrooms scored **higher than mature preschool programs across the country** on measures of Emotional Support and Classroom Organization on the Classroom Assessment Scoring System (CLASS).

SPP Classrooms scored lower than mature preschool programs in Instructional Support in CLASS. Instructional support has been highlighted as an **area for growth**.



SPP 2015–16: Classroom Assessment Scoring System (“CLASS”) Baseline (N=14)

| Domain | Dimensions | SPP Mean | SPP Median | SPP SD | SPP Minimum | SPP Maximum | National Comparison to Mature Programs* | SPP Goal |
|------------------------|--|----------|------------|--------|-------------|-------------|--|----------|
| Emotional Support | <ul style="list-style-type: none"> Positive Climate Negative Climate Teacher Sensitivity Regard for Student Perspectives | 6.14 | 6.31 | 0.53 | 4.88 | 6.81 | WEAVS: 5.96 NJ Abbott: 5.97 Head Start: 5.30 Boston: 5.63 | 6.0+ |
| Classroom Organization | <ul style="list-style-type: none"> Behavior Management Productivity Instructional Learning Formats | 5.67 | 5.91 | 0.74 | 4.17 | 6.58 | WEAVS: 5.26 NJ Abbott: 5.32 Head Start: 4.70 Boston: 5.10 | 6.0+ |
| Instructional Support | <ul style="list-style-type: none"> Concept Development Quality of Feedback Language Modeling | 2.65 | 2.54 | 0.71 | 1.50 | 4.25 | WEAVS: 2.34 NJ Abbott: 3.15 Head Start: 2.30 Boston: 4.30 | 4.5+ |

* WEAVS: Washington Early Achievers Validation Study (n=75); NJ Abbott 2013–14 (n=163); Head Start FACES (n=163); Boston 2009–10 (N=83)

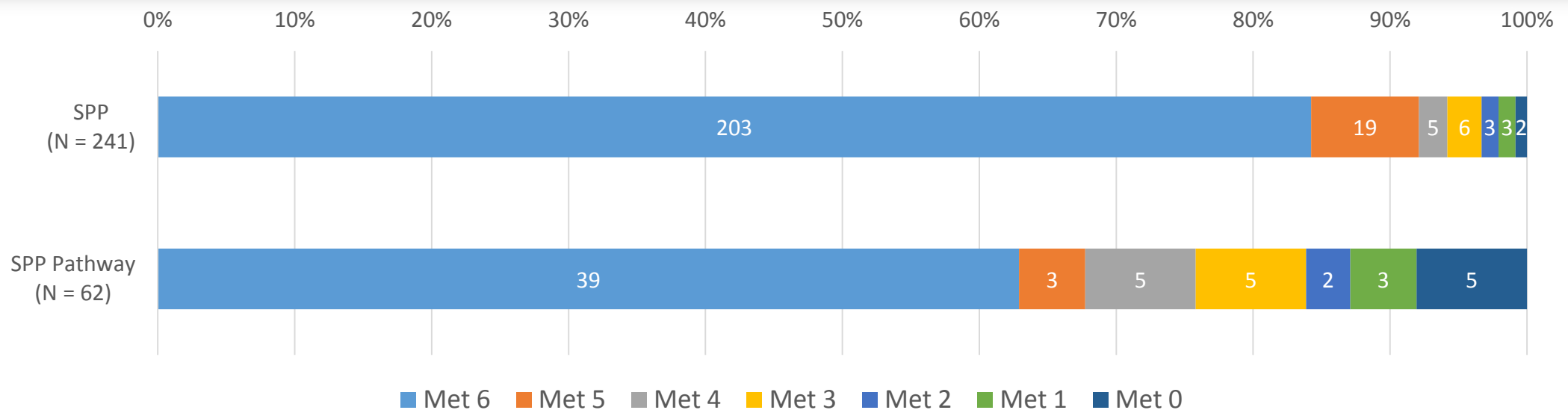
Kindergarten Readiness, 2015–16

- 84% of children who attended SPP met widely-held expectations across all six domains in the Teaching Strategies Gold[®] assessment
- Over 90% of children met widely-held expectations in five or more domains



Percentage of Children Meeting Widely-Held Expectations in TSG by Program, Spring 2016

Per the *Teaching Strategies* website, the “*Widely Held Expectations Report* is based upon the color-coded bands found in Teaching Strategies GOLD.® These color-coded bands represent widely held expectations for most children of the same age or same class/grade.” Children are assessed by teachers in six domains: Social-Emotional, Physical, Language, Cognitive, Literacy, and Mathematics. TSG is part of the State’s WaKIDS kindergarten readiness assessment.



SPP Evaluation Strategy Assessments

- Children made significant gains on assessments of executive function
- Children from all demographic subgroups made gains in receptive vocabulary
- Children scored above the national norm in early math in the Fall, but did not develop as much as expected by Spring



Questions