

DEEL Prenatal-to-Three and Childcare Strategy

Governance & Education Committee Presentation

March 9, 2021



Briefing Objectives

By the end of this presentation, Council members will receive updates on:

- Prenatal-to-Three (PN-3) investments
- Child Care Assistance Program (CCAP)
- Child Care Stabilization Grants
- Ongoing research and outreach:
 - Childcare for infants and toddlers
 - Labor harmony

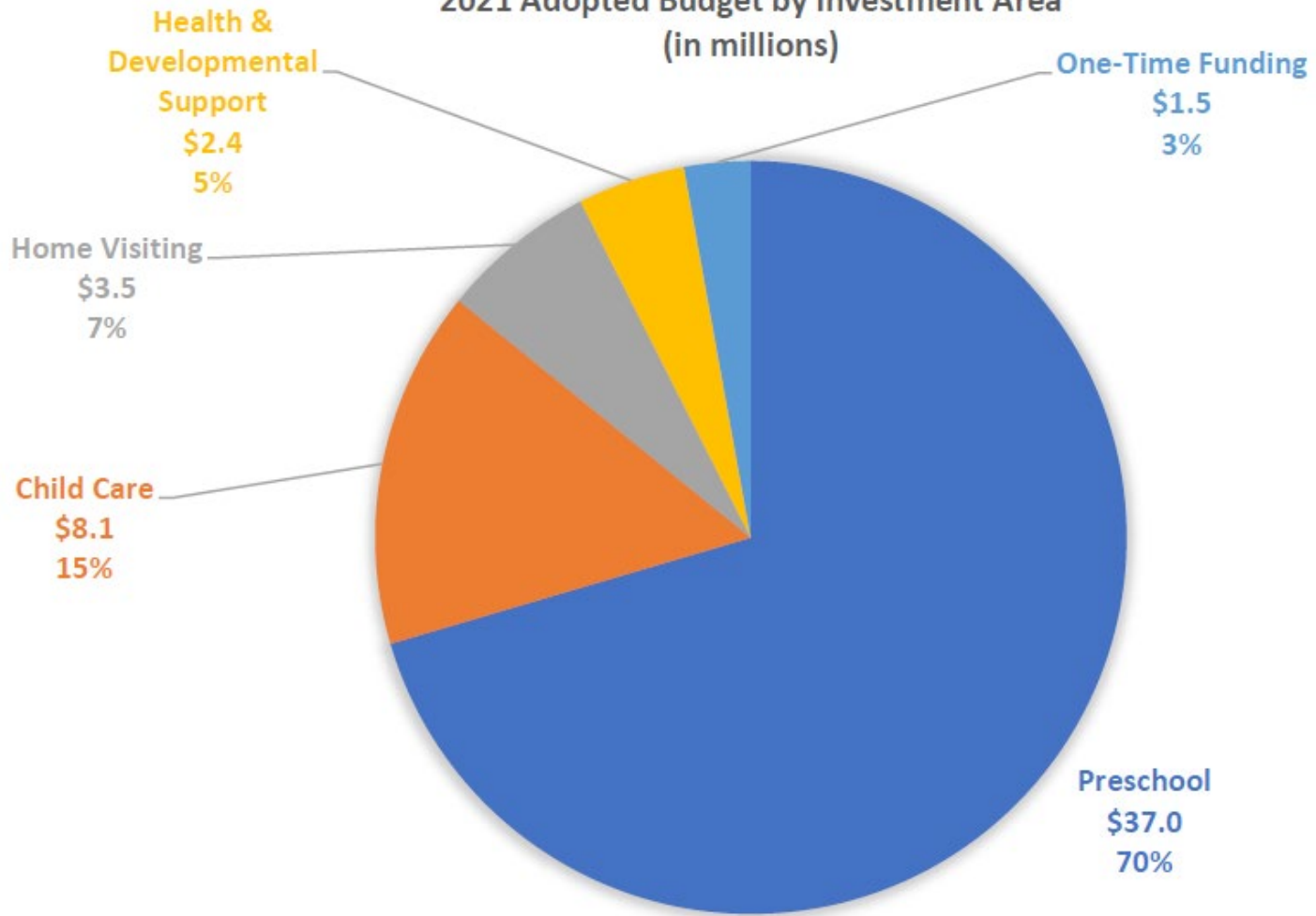
Early Learning Division Results

1. All Seattle children are ready for kindergarten
2. All Seattle families have access to high-quality and affordable child care

Early Learning Investments

1. Preschool
2. Child Care
3. Home Visiting
4. Health and Developmental Supports
5. One-time Funding

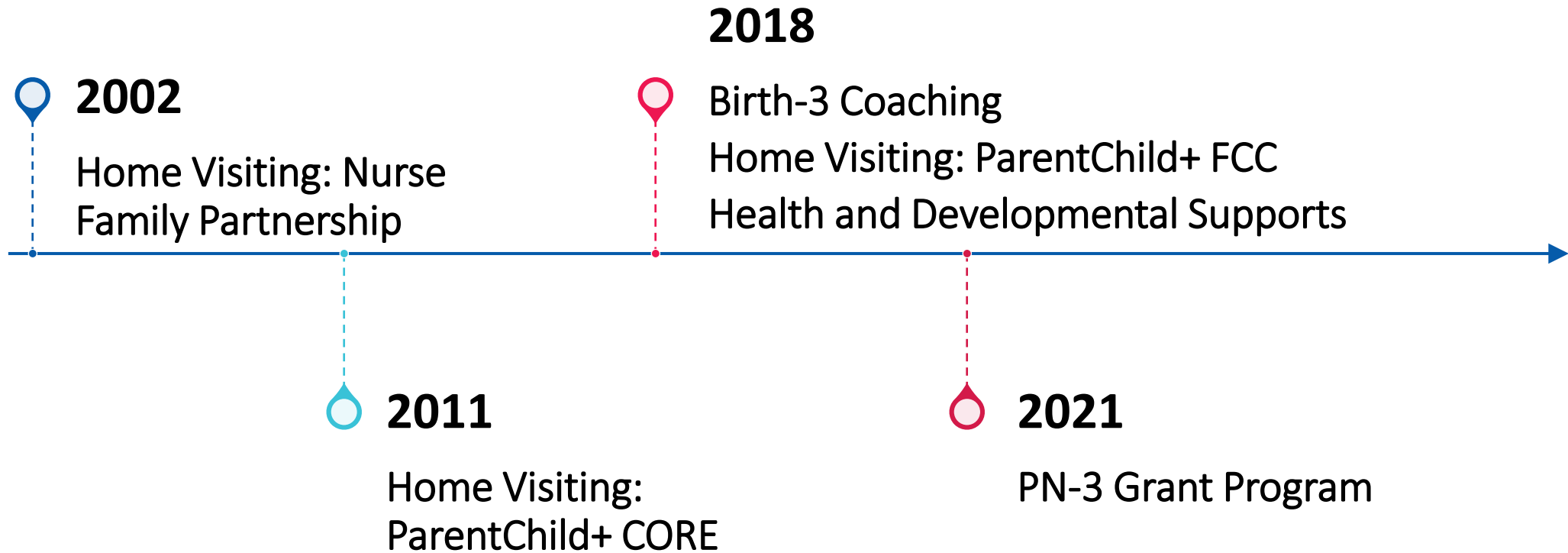
Early Learning Division
2021 Adopted Budget by Investment Area
(in millions)



Prenatal-to-Three (PN-3) Programs



PN-3 Programs




Fund Sources: General Fund, Sweetened Beverage Tax

Summary of PN-3 Investments

PN-3 Area	Programs/Initiatives Funded
Home Visiting	<ul style="list-style-type: none">• ParentChild+ Core Model• ParentChild+ FCC Model• Nurse Family Partnership (NFP)
Health and Developmental Supports	<ul style="list-style-type: none">• Developmental Bridge Program• Early Learning Health
Child Care (Quality Supports)	<ul style="list-style-type: none">• Birth to Three Coaching and Professional Development
Community Grantmaking (new, currently funded for 2021 only)	<ul style="list-style-type: none">• PN-3 Community Grant Program





Home Visiting

Nurse Family Partnership

- Serving low-income women pregnant with first child
- Focus on improving:
 - Pregnancy outcomes
 - Child health and development
 - Economic self-sufficiency
- New mothers are partnered with a nurse for ongoing home visits pregnancy through age 2

Investment

- \$2,350,585 – General Fund
- 450 families served annually (63% BIPOC)

Results

- 85% of graduating participants further career/education goals
- 90% of participants have positive birth outcomes

ParentChild+ Core Model

- Research-based home visiting program focused on increasing language and literacy skills, enhancing social-emotional development, and strengthening parent-child relationships
- Culturally responsive approach implemented by Seattle CBOs
- Families receive 23 visits per year

Investment

- \$1.1 million annually (GF)
- 481 Seattle families served (251 funded by DEEL)

Results

- 92% visitor cultural match for homes served: Black/African American (63%), Latinx (18%), and Asian (12%)
- Met 85% performance target growth for parent-child interaction assessment

ParentChild+ FCC Model

- Adapted from CORE model with professional development and enrichment to FCCs
- Seattle is one of the first cities to pilot this model
- Public–private regional investment
- Two-year model with 24 weeks of programming

Investment

- \$ 147,000 annually (SBT)
- 16 FCCs served in 2020, 75% with less than 5 years in business

Results

- Increases family engagement
- Parents report more reading at home and less screen time
- Facilitates connection with the PD system at-large

Developmental Bridge

- Pilot program identified as a need by King County Development Screening and Analysis report in 2018-19
- Short-term support for children who are identified late, between systems, or missing qualification for ESIT
- High program demand in 2020 due to COVID-19

Investment

- \$498,000 in 2020 (SBT)
- 120 families served (target 75)

Results

- 92% of families feel well supported by program
- 2020 qualitative family surveys identified Bridge as critical transitional program

Early Learning Health

- PHSKC Child Care Health Program (CCHP): multi-disciplinary team of public health nurses, mental health consultants, community health workers, and nutritionist
- Served critical role in COVID-19 response effort with weekly Zoom TA sessions for CCAP providers and City staff

Investment

- \$874,000 in 2020 (SBT)
- Serves ~200 CCAP providers

Results

- More than 500 infant and toddler visits during 2020

B-3 Coaching and Professional Development

- Culturally-responsive coaching and professional development for CCAP providers serving infants and toddlers.
 - In-classroom coaching for B-3 settings
 - B-3 training series and professional learning communities
- Pilot started in 2019, pivoted to virtual services in 2020

Investment

- \$720,000 in 2021
- Serves ~130 CCAP providers serving infants and toddlers

Results

- 32 classrooms/FCCs in first cohort of coaching in 2019 (60 teachers and 320 children)
- 344 educators attending training series

PN-3 Community Grant Program

- **New** - \$1.5 million of 2021 Sweetened Beverage Tax funds to implement a Prenatal-to-Three Community Grant Program
- Planning through Spring 2021, RFP expected in summer.
- Fund community-based and community-designed programs that supports young families.





Child Care Assistance Program

2020 Expansion Plan

Implemented:

- Eligibility increased from 300% to 350% FPL
- Simplified and streamlined application process
- Provider participation incentives

Interrupted:

- New quality support model with professional development

COVID-19 has had significant impact on child care providers and overall CCAP demand.



COVID-19 Supports



PPE Supply Distribution

April + October

183 sites and 300+ classrooms



Provider Policy Adjustment

Provide more reliable income by
reimbursing on enrollment
not attendance



Family Co-pay Relief

Waived co-pays Nov-Dec 2020

50% Co-pay reduce Jan-Jun 2021

Child Care Stabilization Fund



Child Care Stabilization Grants

- \$2.4M in grant funds
- Licensed and school-age providers
- Separate process for family, friend and neighbor caregivers
- Prioritize providers serving children on subsidy and in priority geographic areas

Child Care Stabilization Fund

- \$2.3 million and 506 grants awarded
- Child Care Resources partnership

344

Licensed child care providers and school-age only programs

\$6,528

Average award size

162

Family, friend and neighbor (FFN)

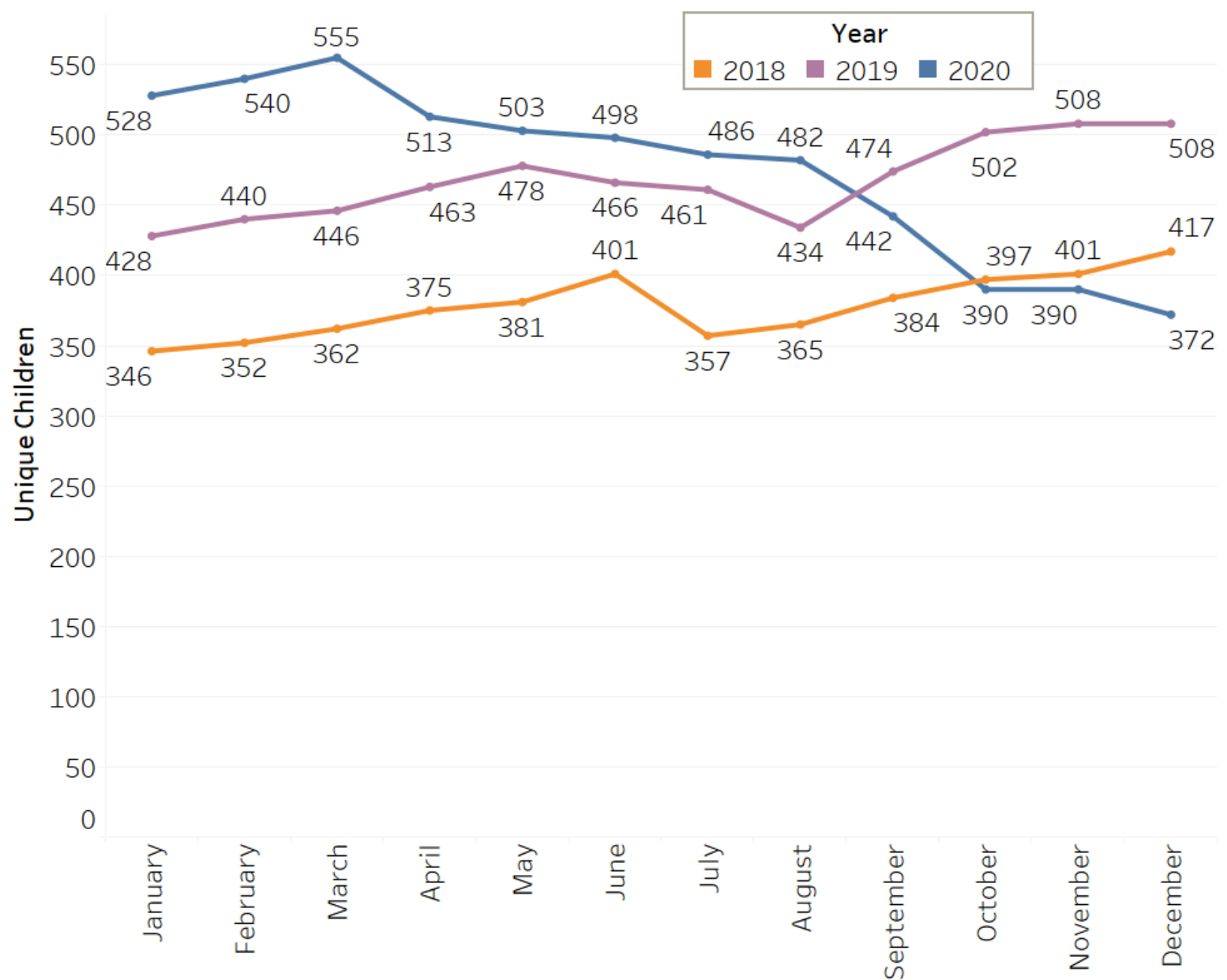
\$500

Award size

CCAP Utilization

CCAP Monthly Enrollment

- In 2020, overall enrollment dropped 30%
- Prior annual increase of 19%-21%



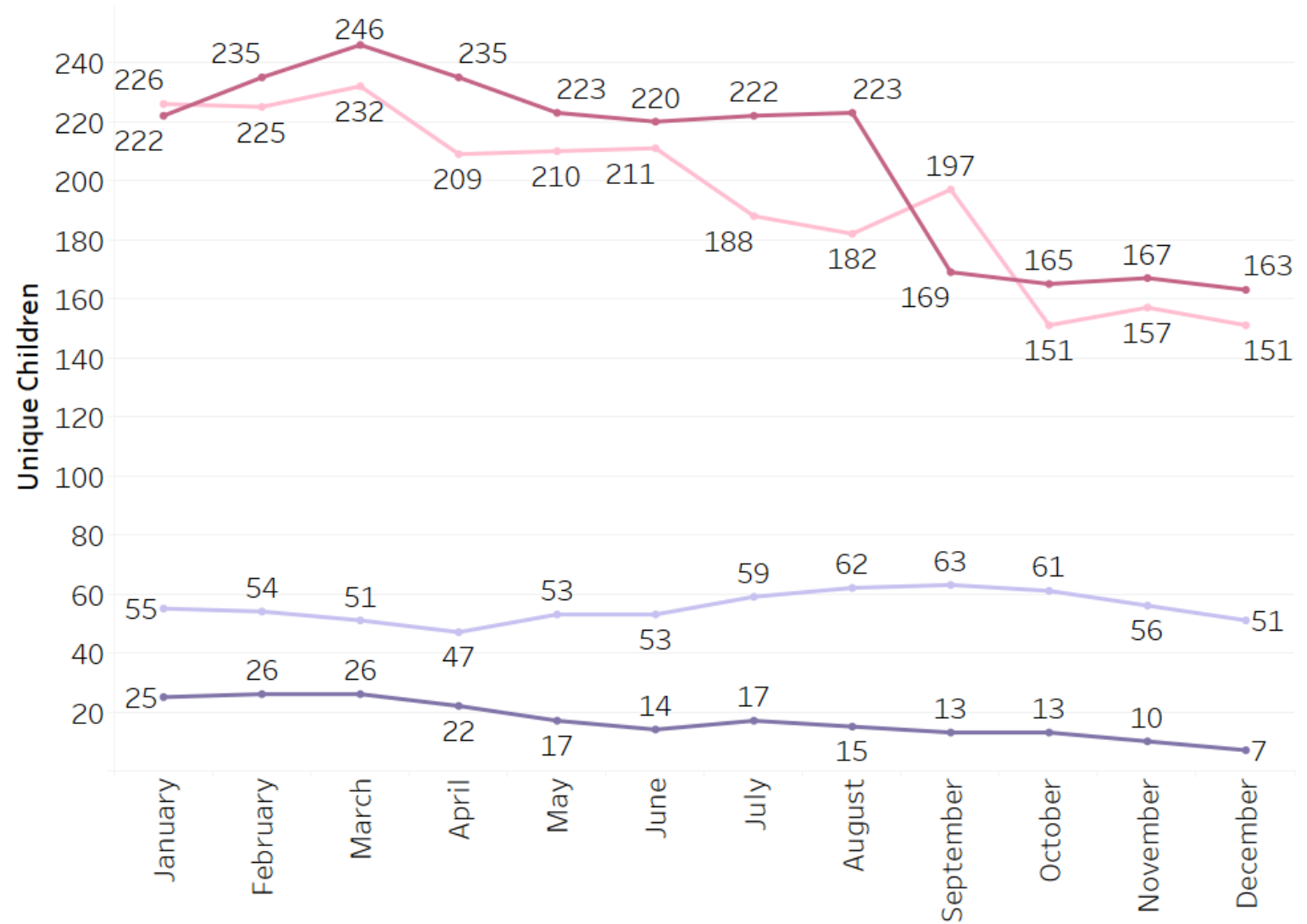
2020 CCAP Enrollment

(by Month and Age)

- Infant enrollments decreased 72%
- School Age enrollments decreased 33%
- Preschool Age enrollments decreased 27%
- Toddlers decreased 7%

Child Age Category

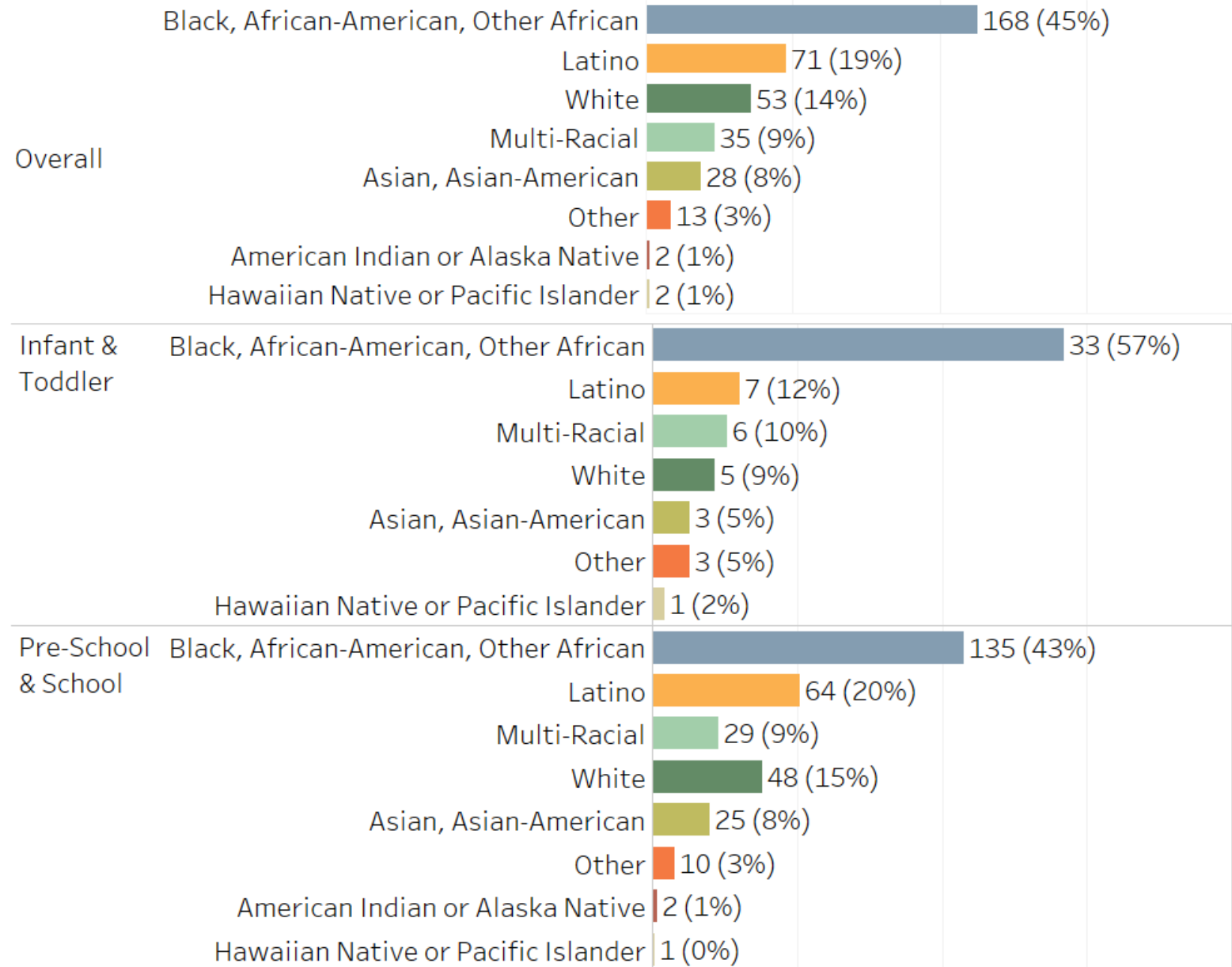
■ Infant ■ Toddler ■ Pre-School ■ School



Dec 2020 CCAP Enrollment

(by Race and Age)

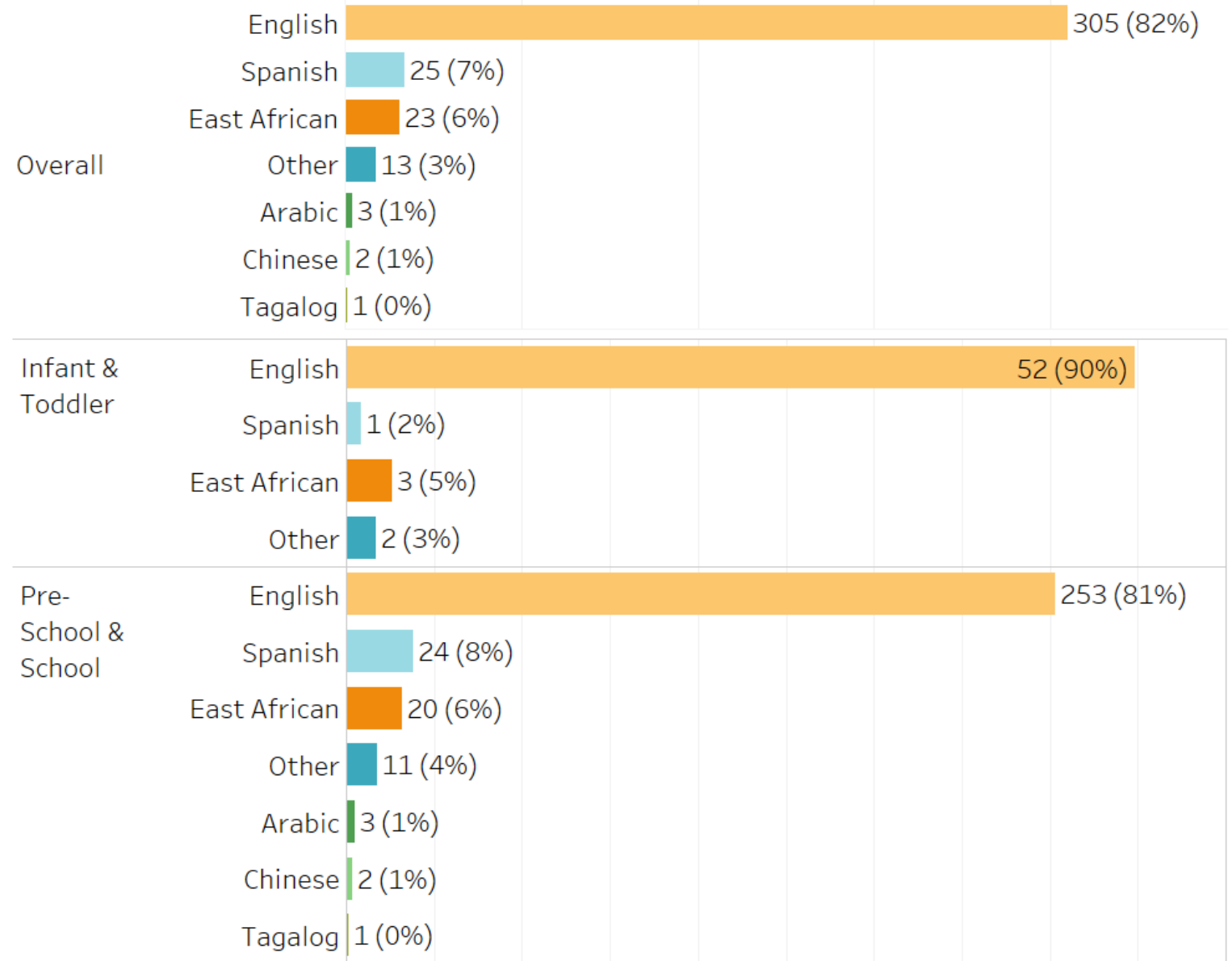
- Infant and toddler participants are more likely to be Black/African American than other age groups



Dec 2020 CCAP Enrollment

(by Language and Age)

- Infant and toddler participants are more likely to live in English-speaking households than other age groups



Update on Child Care CBAs and SLIs

Child Care

- Outreach and national landscape analysis
- Access and affordability recommendations for families with young children
- Local analysis and recommendations in development
- Due to Council April 30

Labor Harmony

- Process developed in collaboration with SEIU 925
- Stakeholder steering committee in process
- Outreach March-April
- Due to Council April 30

Thank You

Discussion & Questions

