



Public Health Update

Human Service & Public Health Committee

April 26, 2017

Patty Hayes, RN, MN, Director
Public Health – Seattle & King County



Overview

- Public Health focus areas
- Communicable Disease & Epidemiology update
- Foundational Public Health Services




| PUBLIC HEALTH | | |
|--|--|---|
| PUBLIC HEALTH VISION | | MISSION STATEMENT |
| Healthy people and healthy communities | | Eliminate health inequities and maximize opportunities for every person to achieve optimal health |
| OVERARCHING POPULATION GOALS | | |
| All children are born healthy and thrive | Adults live long and healthy lives | Our communities support and promote health for all |
| 2017 – 2019 PUBLIC HEALTH FOCUS AREAS & PRIORITIES | | |
| Develop, promote, and deliver programs and policies that improve health, reduce inequities, and result in healthy environments | Ensure readiness to respond to emerging public health threats | |
| Ensure that communities and individuals have access to critical safety net services | Produce and disseminate data that informs community planning and public health priorities | |
| Activate and foster community collaborations that drive health solutions | Strengthen collaborations with academic partners to promote excellence in public health practice and workforce development | |


EXAMPLES OF VOLUME + COMPLEXITY IN A METRO HEALTH DEPARTMENT

Healthcare Hub

Median # of hospitals/county in WA:



King County adds:



Plus the only Level 1 trauma center:



Diversity



20% of residents are foreign-born
170 languages spoken

Outbreak Potential



Over 100 festivals
158 professional sporting events
12,000+ restaurants
192 cruise ships

Burden of Disease



1300+ foodborne illnesses annually
Percentage of state's cases (2013):
56% HIV
61% syphilis
40% gonorrhea
100% measles

Coordination



39 municipal governments



39 police jurisdictions



20 school districts



29 fire departments



39 emergency management
agencies



41 water and sewer districts

International Hub



1.5 million+ international visitors
annually
13th busiest port in the nation
55% of state's active TB cases
13 measles cases (2013)
236 travelers monitored for Ebola
(2015)

Metro health departments provide the foundational public health services on a larger scale and more complex landscape. **What that requires:** greater breadth, more capacity for services that cut across programs.

FOUNDATIONAL PUBLIC HEALTH SERVICES

Communi-
cable
Disease
Control

Chronic
Disease
Control &
Injury
Prevention

Environ-
mental
Public
Health

Maternal
Child
Family
Health

Assurance
Role:
Access to
Clinical
Care

Vital
Records

Jail Health

EMS

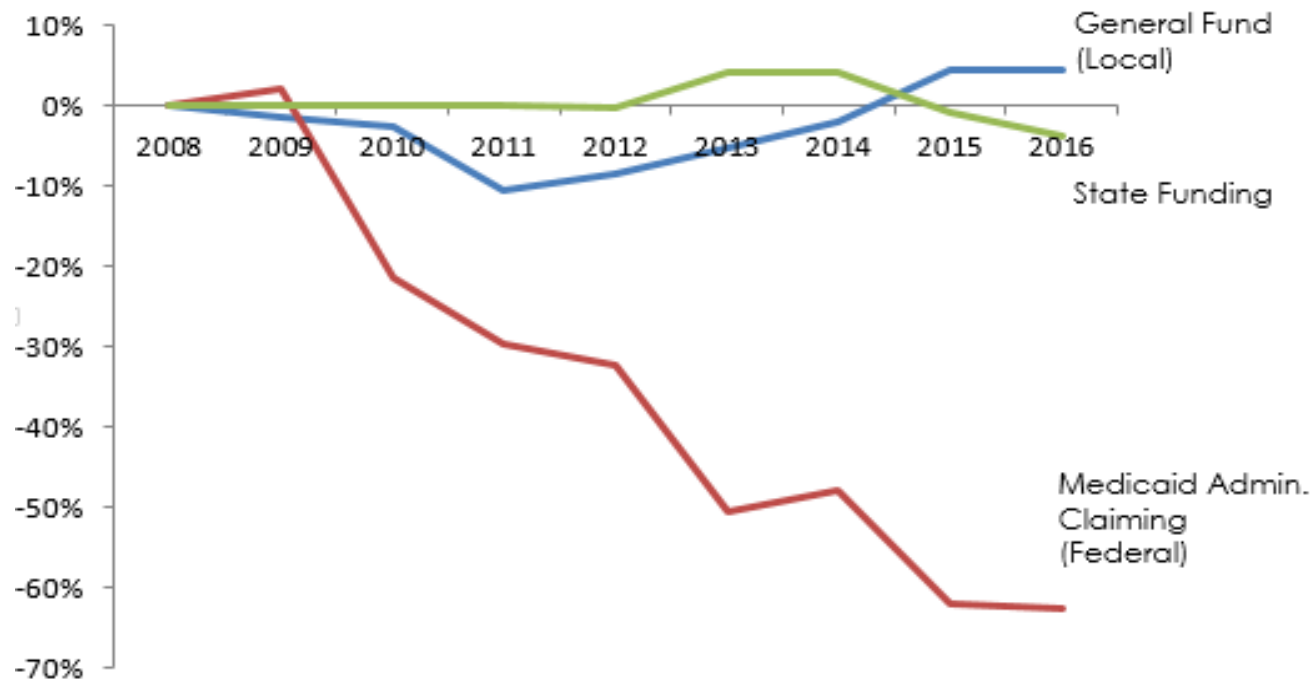
MEO

Across all programs:

- Assessment (surveillance and epidemiology)
- Emergency preparedness and response (all hazards)
- Communications
- Policy development and support
- Community partnership development
- Business competencies

In King County


Federal and State Local Public Health Funding Flat or Declining: 2008 – 2016



Current challenges

**Outbreaks and Communicable
disease cases continue at a high
level**

Current situation



LOCAL BIZ/TECH SPORTS ENTERTAINMENT LIFE TRAVEL HOMES OPINION | JOBS AUTOS SHOP All Sections

Traffic Lab Crime Local Politics Education Eastside Health Northwest Data Times Watchdog News Obituaries

READER ALERT We're experiencing technical difficulties with some content due to a nationwide outage on Amazon's web servers.[Health](#) | [Local News](#) | [Northwest](#) | [Puget Sound](#)

Local hospitals hit hard by flu cases; 8 dead in King County so far

Five percent of recent emergency-room visits in King County are flu-related. "It's a pretty vigorous flu season happening here," says the health officer for Public Health - Seattle & King County, that it's not too late to get flu shots.

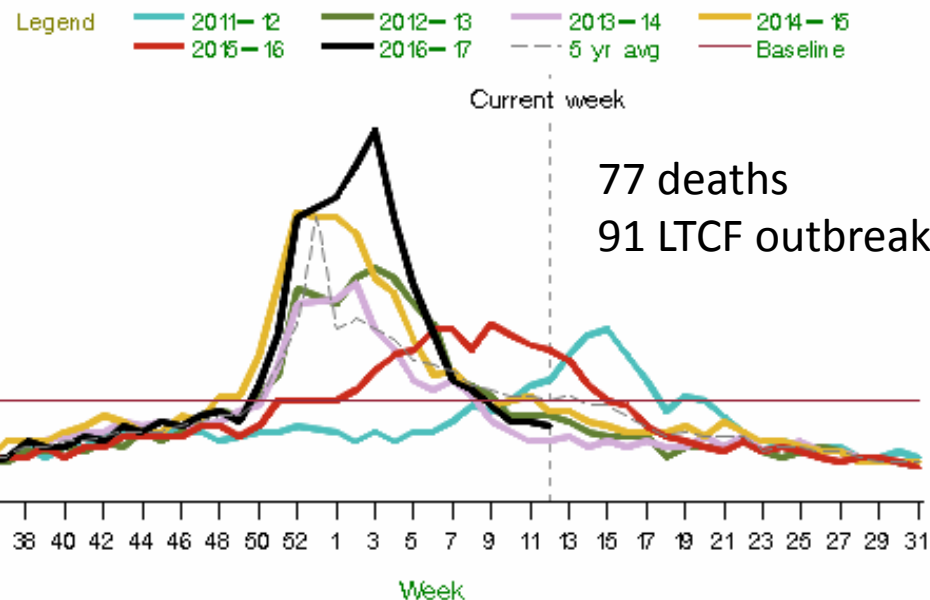


By [Bob Young](#)
Seattle Times staff reporter

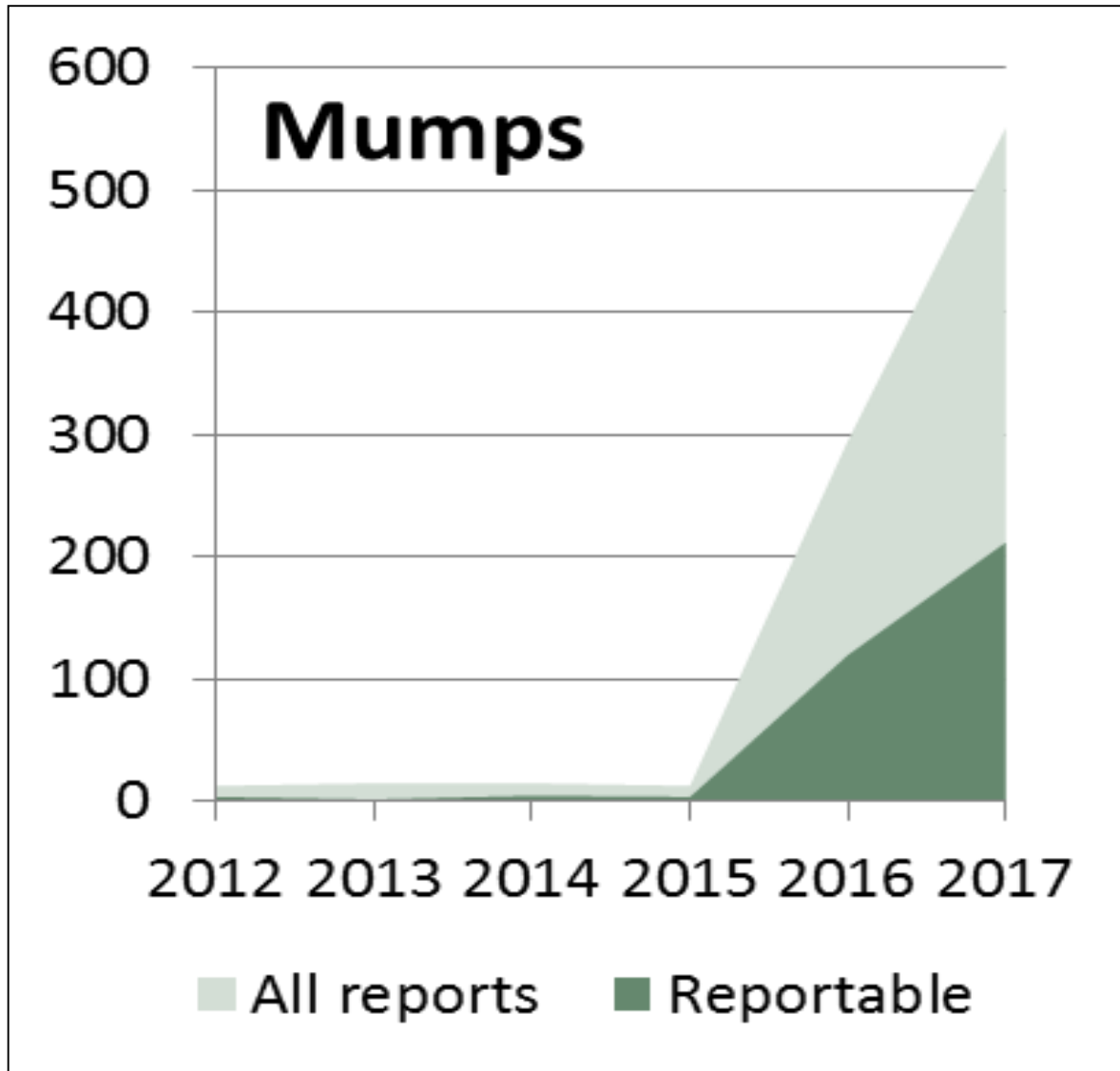
[Share story](#)

Percent

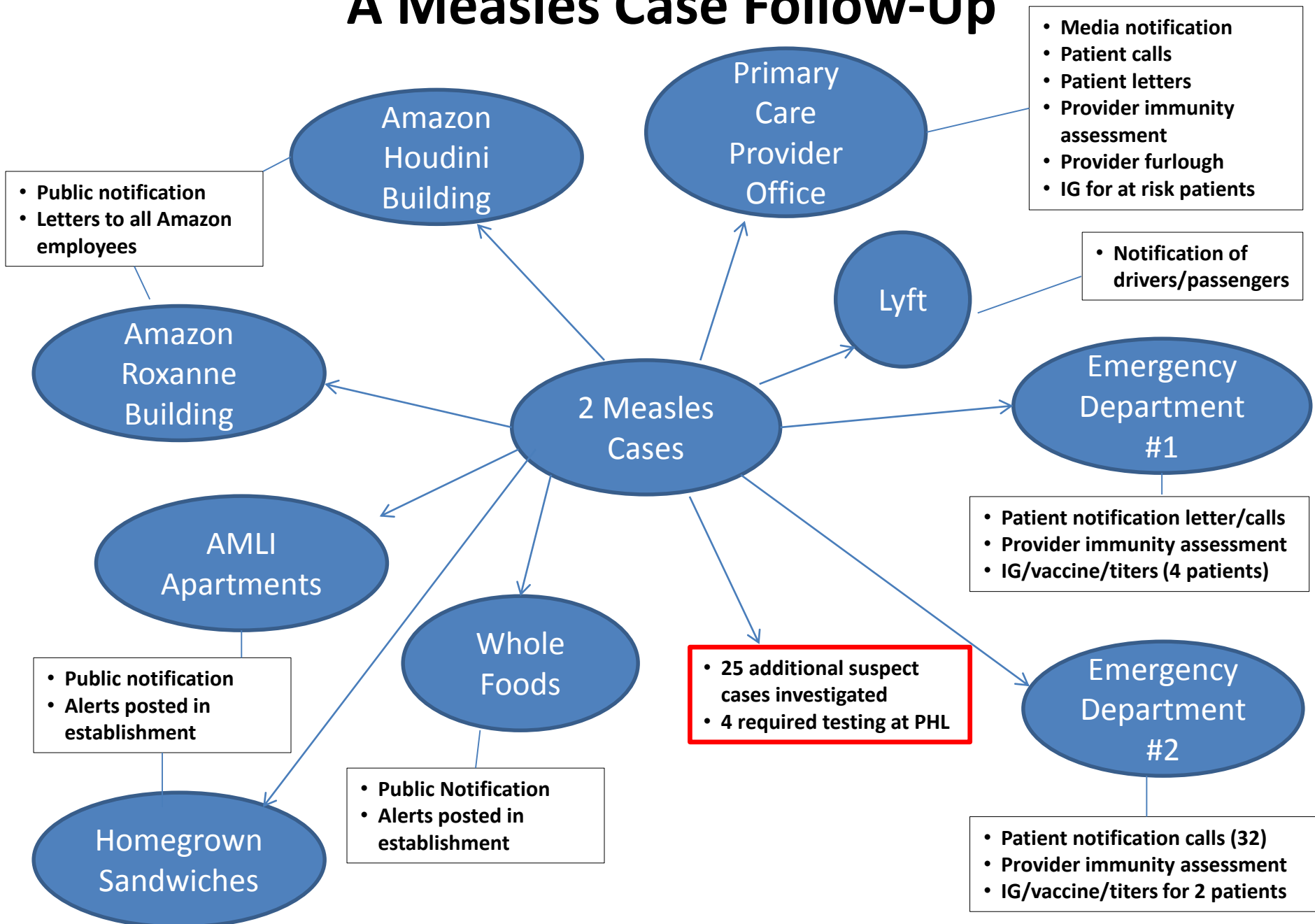
Weekly Percent of ED Visits for ILI by Year



Mumps outbreak



A Measles Case Follow-Up

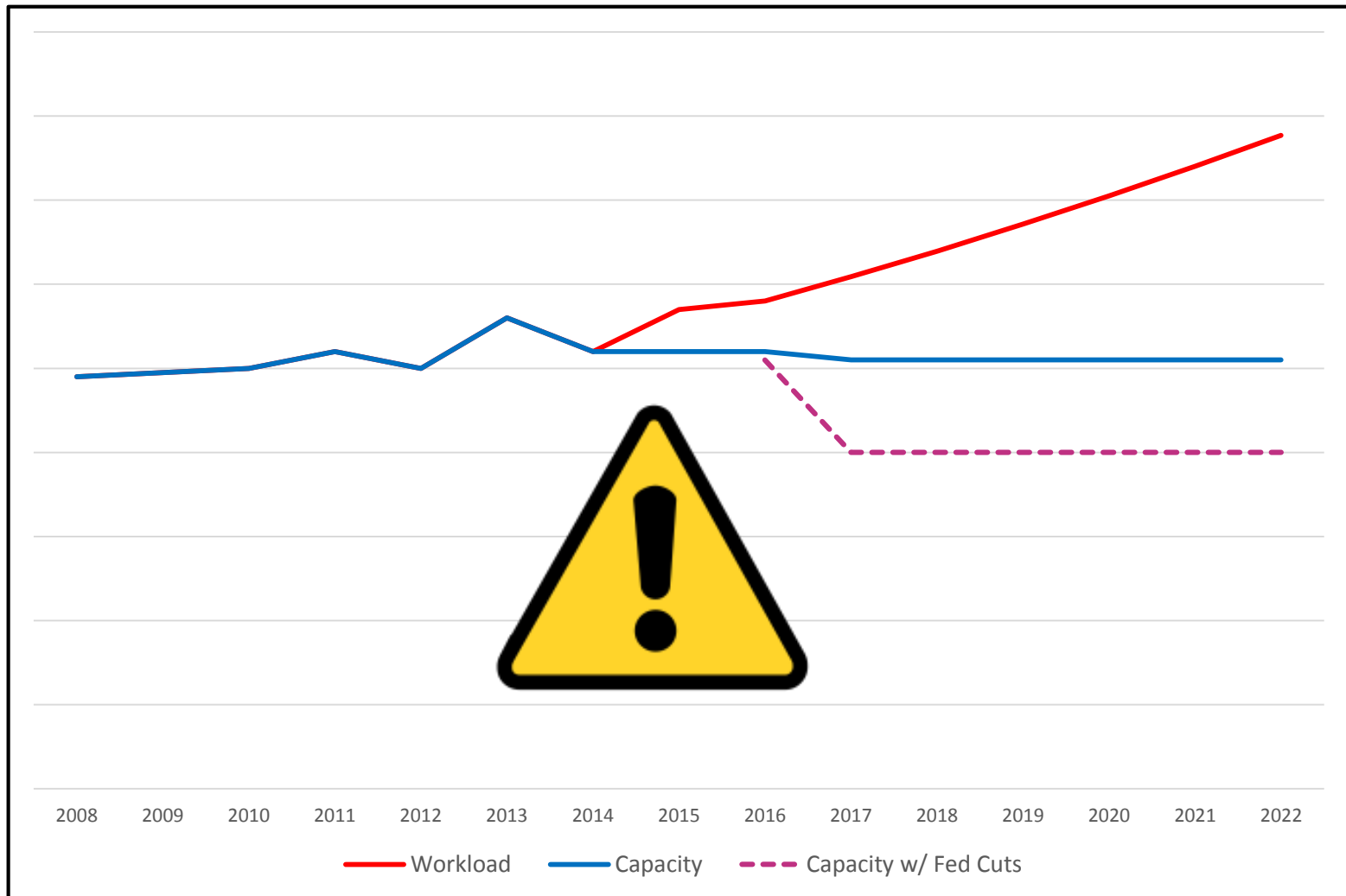


2017 TB outbreaks on track to exceed 2016

| Date | Event | Number Needing Evaluation | Evaluated | Confirmed Cases |
|--------|--------------------------|---------------------------------|--|-----------------|
| Apr-16 | Bellevue College | 37 | 10 | 1 |
| May-16 | QFC | 14 | 13 | 1 |
| Jun-16 | Book Company | 15 | 15 | 1 |
| Aug-16 | Cancer Care Alliance | 187 | Pending Data | 1 |
| Aug-16 | NW Kidney Center | Pending Data | 68 | 1 |
| Sep-16 | 1811 Residence | 83 | 81 | 1 |
| Oct-16 | Renton HS | 104 | 93 | 1 |
| Nov-16 | UW Fraternity | 121 | 68 | 1 |
| Jan-17 | Hazen HS | 233 | 221 | 1 |
| Mar-17 | *KC Jail | 66 inmates; 128 inmates + staff | 55 (inmate contacts; no staff results) | 1 |
| Mar-17 | Federal Detention Center | Unknown | Unknown | 1 |
| Jan-17 | HMC | 195 | Unknown | 1 |

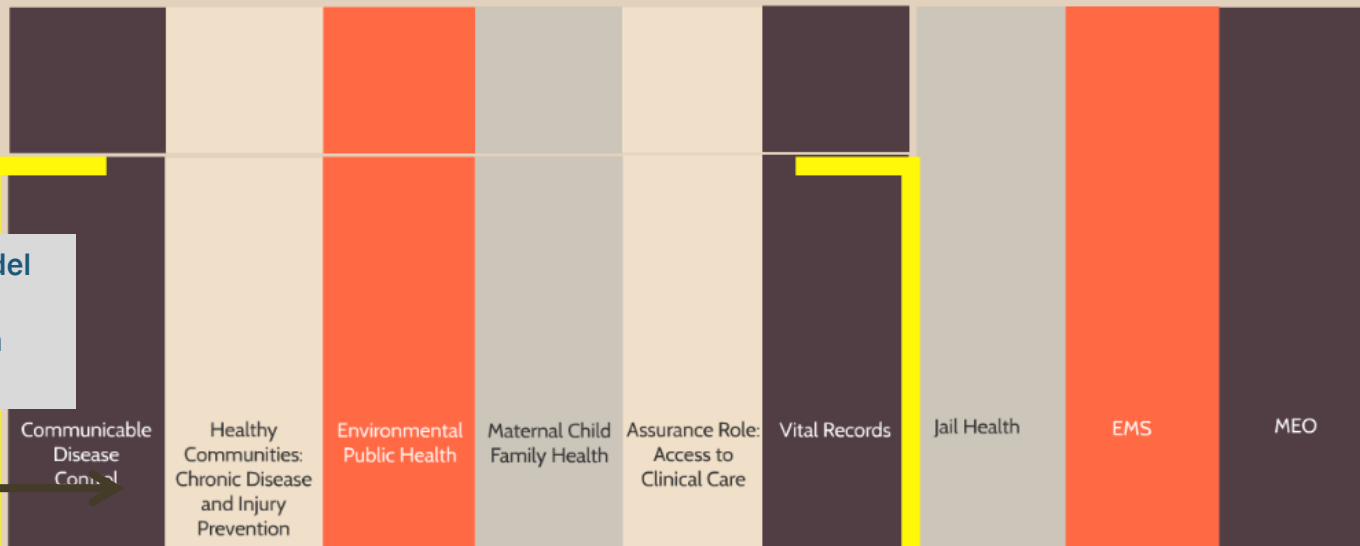
** List provided by Jail included a total of 128 inmates and staff. Based on the environmental assessment of the active case it was determined that 66 inmates needed to be evaluated further and of the 66 inmates 55 inmates were evaluated. The other inmates were released and are being pursued by the TB Control Program's Disease Research Investigation Specialist so they can be screened.*

Communicable Disease Workload & Capacity





Metro Foundational Public Health Services



State's FPHS model accounts for the capacity shown in yellow brackets.

Across all programs:

- Assessment (surveillance and epidemiology)
- Emergency preparedness and response (all hazards)
- Communications
- Policy development and support
- Community partnership development
- Business competencies

Support for Foundational Services from Legislature?

- Our request: \$60 million (for services statewide)
- Governor's budget: \$20 million
- House budget: \$40 million
- Currently in negotiation



Questions?