



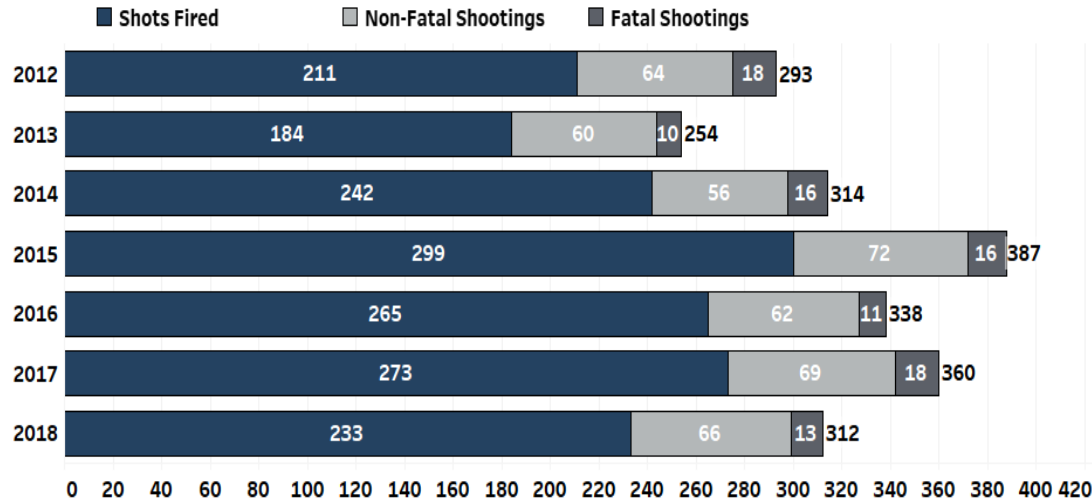
# Firearm Violence Trends & Responses

**Presentation to Gender Equity, Safe Communities,  
New Americans, and Education Committee**

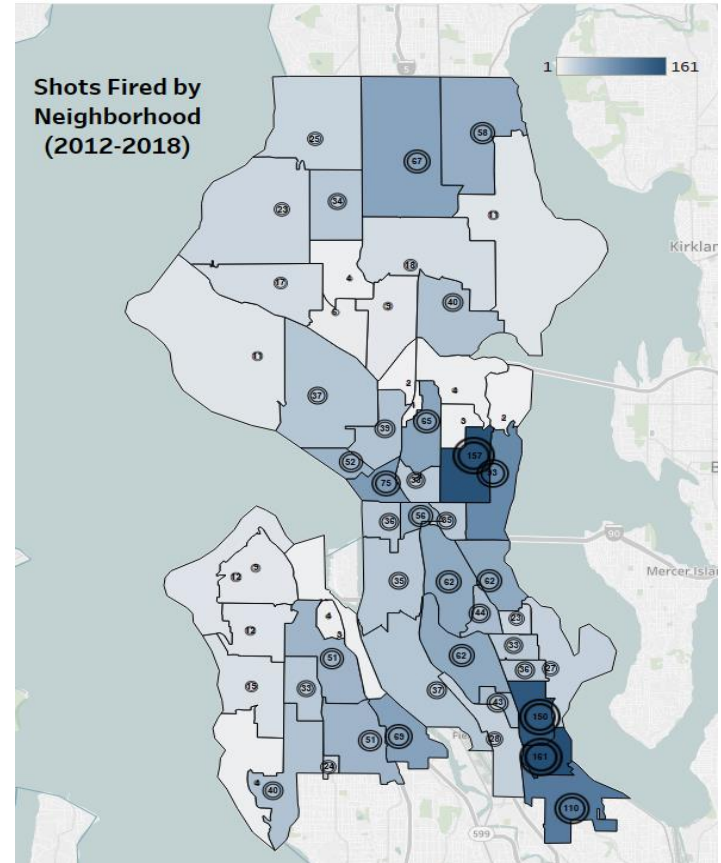
**March 13, 2018**

# HISTORICAL SHOTS FIRED: 2012-2018

Shootings & Shots Fired YTD



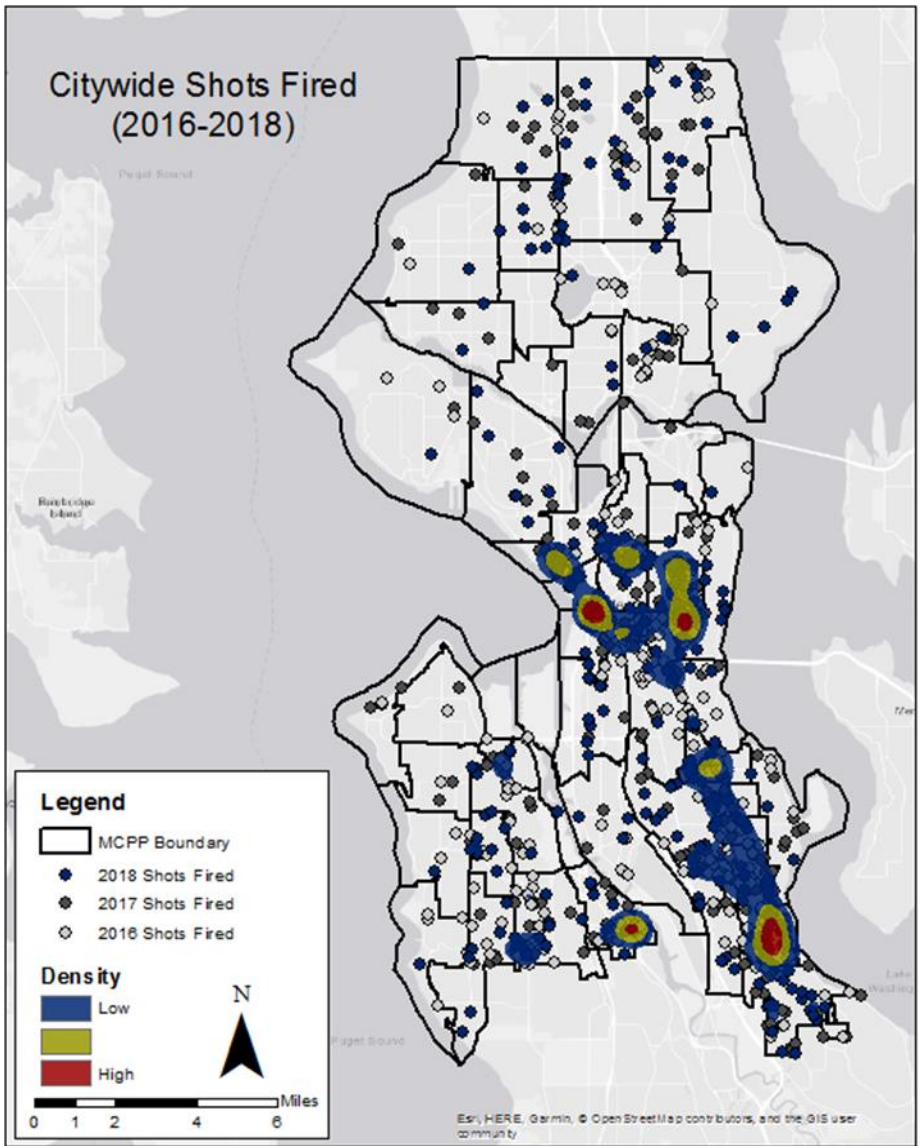
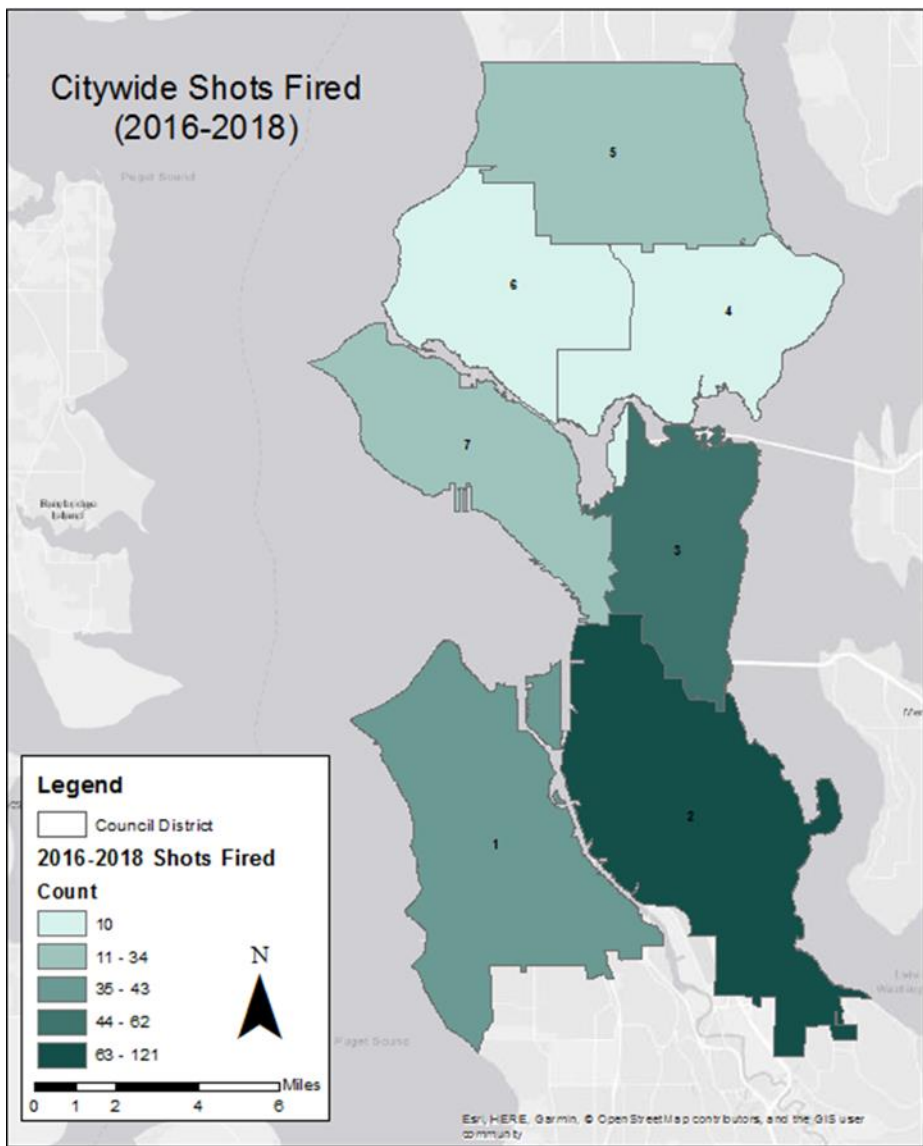
MCPP	2012	2013	2014	2015	2016	2017	2018	Grand Total
RAINIER BEACH	19	30	25	26	25	21	15	161
CENTRAL AREA/SQUIRE PARK	22	17	17	45	19	19	18	157
BRIGHTON/DUNLAP	30	13	22	26	23	19	17	150
RAINIER VIEW	10	9	25	16	12	21	17	110
MADRONA/LESCHI	11	9	14	15	15	11	18	93
DOWNTOWN COMMERCIAL	5	11	11	14	9	11	14	75
SOUTH PARK	6	4	5	3	21	20	10	69
NORTHGATE	11	7	7	8	6	14	14	67
CAPITOL HILL	7	4	6	11	15	12	10	65
MID BEACON HILL	12	7	9	4	6	10	14	62
MOUNT BAKER	6	5	16	12	9	9	5	62
NORTH BEACON HILL	8	9	12	7	11	11	4	62
LAKECITY	7	6	6	17	4	8	10	58
CHINATOWN/INTERNATIONAL DISTRICT	4	7	11	7	10	9	8	56
BELTOWN	9	6	9	7	4	10	7	52



Shots Fired include injury and non-injury firearm-related incidents.

Shootings are firearm-related incidents that resulted in injury or death. Self-inflicted and officer-involved shootings are not included. Report inception: 2012

# Geographic Concentrations

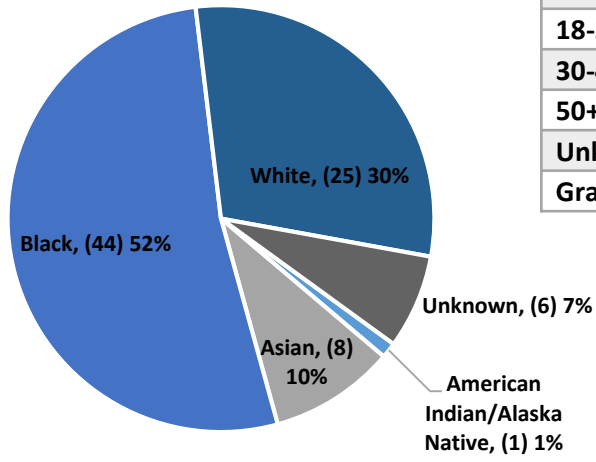


# Shooting Victim and Suspect Demographics

Of the 79 incidents with injuries, demographics for 84 victims and 103 suspects were found at the time of the incident.

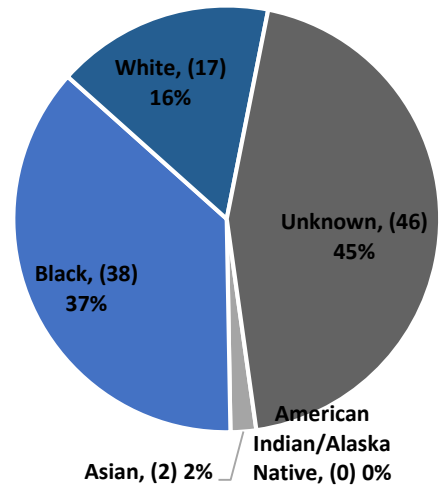
**Demographics for 2018 Shooting Victims (at time of reporting)**

Age Range	Total
Juvenile	7
18-29	31
30-49	34
50+	9
Unknown	3
<b>Grand Total</b>	<b>84</b>



**Demographics for 2018 Shooting Suspects (at time of reporting)**

Age Range	Total
Juvenile	6
18-29	21
30-49	12
50+	3
Unknown	61
<b>Grand Total</b>	<b>103</b>



Race	Female	Male	Unknown	Total
American Indian/Alaska Native	0	1	0	1
Asian	2	6	0	8
Black	6	38	0	44
White	2	23	0	25
Unknown	0	4	2	6
<b>Total</b>	<b>10</b>	<b>72</b>	<b>2</b>	<b>84</b>

Race	Female	Male	Unknown	Total
American Indian/Alaska Native	0	0	0	0
Asian	0	2	0	2
Black	4	34	0	38
White	2	15	0	17
Unknown	0	10	36	46
<b>Total</b>	<b>6</b>	<b>61</b>	<b>36</b>	<b>103</b>

# 2019 Year-to-Date Shots Fired



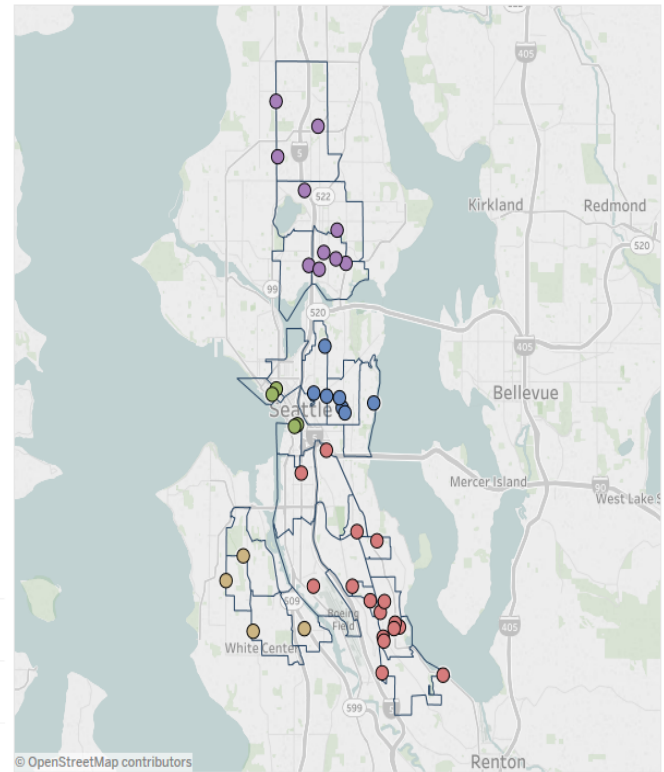
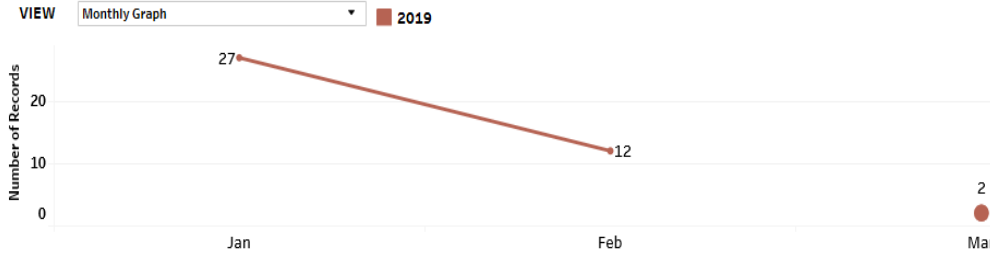
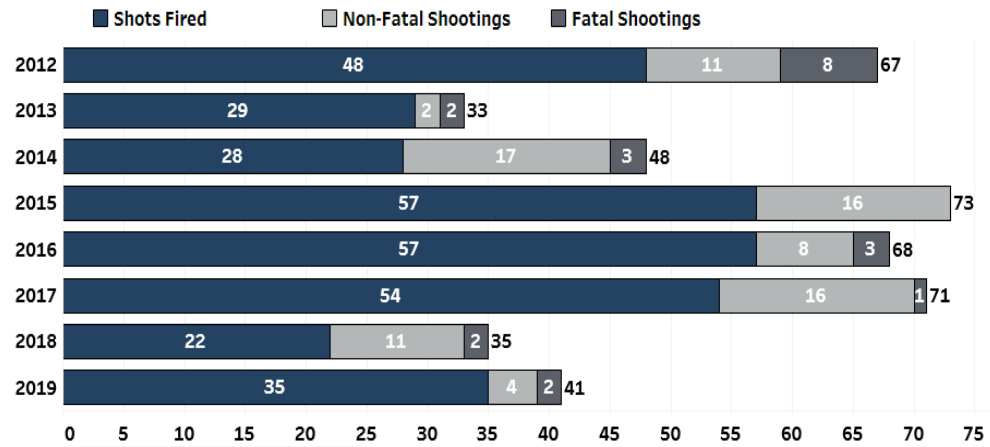
## SeaStat Shots Fired Dashboard

Shots Fired include injury and non-injury firearm-related incidents. Shootings are firearm-related incidents that resulted in injury or death. Self-inflicted and officer-involved shootings are not included. Report inception: 2012

**PRECINCT** (All) | **BEAT** (All) | **SECTOR** (All) | **MCPP** (All) | **TIME FRAME** 1/1/2019 - 3/4/2019 | **BOUNDARY** MCPP

7 East	10 North	16 South	4 Southwest	4 West
-----------	-------------	-------------	----------------	-----------

Shootings & Shots Fired YTD



# Current and Proposed Responses

## Current Operations

- Community Engagement
  - Alive & Free
  - Project Safe Neighborhoods
  - Engaging with United Black Christian Clergy, Seattle LINC, and other community leaders to discuss community-based interventions
  - Our Best – a robust mentoring campaign to address unique social and economic challenges facing young black men
  - Youth Opportunities Initiative
- Regional Gun Crime Task Force (National Crime Gun Intelligence Centers Initiative)
  - SPD recovered 1,408 firearms in 2018 (10% increase over 2017)
  - 237 new NIBIN hits in 2018; 123 linked to SPD cases
  - 52% of 2018 Shots Fired incidents linked to a NIBIN hit
- Red Flag/ERPO/DVPO Teams
  - ERPO – 80 incidents/individuals assessed, 32 ERPOs petitioned, 29 full ERPOs granted, 79 firearms seized from 27 individuals.
  - DVPO – Recovered 137 firearms in 2018, primarily as a result of voluntary compliance with DVPO court orders

# Current and Proposed Responses

- On-going collaboration with King County Prosecutor's Office to track regional shots fired cases
- On-going participation with Harborview Injury Prevention & Research Center
- Rule-making and evaluation partner on Safe Storage law
- Working with Washington DOC to provide extra outreach to high-risk offenders in the area
- SPD consistently has a homicide clearance rate (9 year average of 68%) above the national average of 60%

## Potential Responses and Research

- Active participant in multiple research submissions to the National Collaborative on Gun Violence Research (Arnold Ventures and RAND)
- Helping Individuals with Firearm Injuries (Harborview) Research Committee
- Working with Washington Alliance for Gun Responsibility and an independent researcher to examine the trends across years of NIBIN trace data