



# 2019 Q2 Levy Report

Levy to Move Seattle

Sam Zimbabwe, Director, Seattle Department of Transportation  
Lorelei Williams, SDOT Deputy Director Project Delivery  
Rachel McCaffrey, Levy Accountability Manager



# Overview

- Purpose of quarterly reports
- Q2 Performance summary
  - Neighborhood Street Fund
- Q2 Finance summary
- Next steps and questions



*The completed NE 65th St Vision Zero project and protected bike lane*

# Quarterly levy reports

- Quarterly levy reports provide regular status updates and document progress on levy delivery against the annual planned accomplishment
- These reports include both performance/delivery and financial updates
- Reports are published on a regular schedule:
  - Q1: April 30
  - Q2: July 30
  - Q3: October 30
  - Annual Report: March 30 of the following year

Seattle Department of Transportation

## LEVY TO MOVE SEATTLE QUARTERLY REPORT



2019 Q2

Published: July 2019



# Q2 Performance Summary

- Q2 saw a continued ramp-up in delivery that is typical of the late spring and beginning of the construction season
- All programs are expected to meet planned accomplishments for 2019
- Five construction contracts were advertised in Q2 and five construction contracts were awarded

## Q2 at a glance

<b>845</b>	Crosswalks repainted
<b>3</b>	Traffic signal improvements
<b>3.44</b>	Miles of bikeways
<b>8.48</b>	Sidewalk block-equivalents repaired
<b>14</b>	Lane miles of repaving (crew & capital)
<b>29</b>	Paving spot improvements
<b>119</b>	Bridge spot repairs
<b>1,096</b>	Trees pruned
<b>7</b>	Transit spot improvements
<b>12</b>	Blocks of new sidewalk
<b>6</b>	Bike spot improvements



# Q2 Performance Summary: key accomplishments

Completion or substantial completion of the following projects:

- NE 65th Vision Zero Corridor and protected bike lane
- 23rd Ave Corridor, Phase II
- 13th/Holman Neighborhood Street Fund project
- Greenwood Ave N sidewalk, 137th-145th St
- North Seattle Neighborhood Greenway



*The completed 23rd Ave Corridor, Phase II*



*The completed North Seattle Neighborhood Greenway*

# Q2 Performance Summary: key milestones

## Major milestones:

- Awarded Fairview Bridge construction contract
- 30% design on Delridge RapidRide H Line
- 90% design on Madison BRT/RapidRide G Line



# Neighborhood Street Fund

## 2016 Process



## 2019 Process



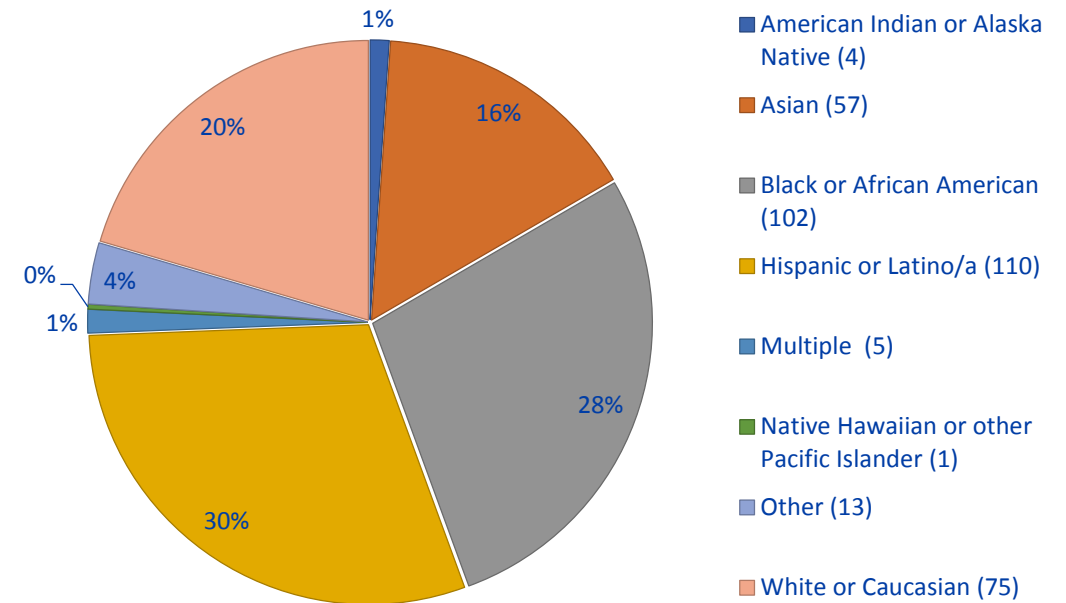
*We are here*



# Neighborhood Street Fund: Targeted outreach during vote phase

- Received over 6,750 votes online
- Additional 700 in-person votes collected at library ballot boxes or at targeted outreach events.
- Additional outreach in Districts 1, 2 and 5
- Paper ballots vs online ballots
  - Online voter breakdown – 80% White, above age 50, live in D6
  - Paper ballots - successful with non-English speakers and POC
- Total Events: 8
  - Pop-Up Events, Community Dinners, Voter Education Outreach Events, Open Houses
  - Ballots in 8 Languages
  - Number of Voters: 432

Participation By Race/Ethnicity



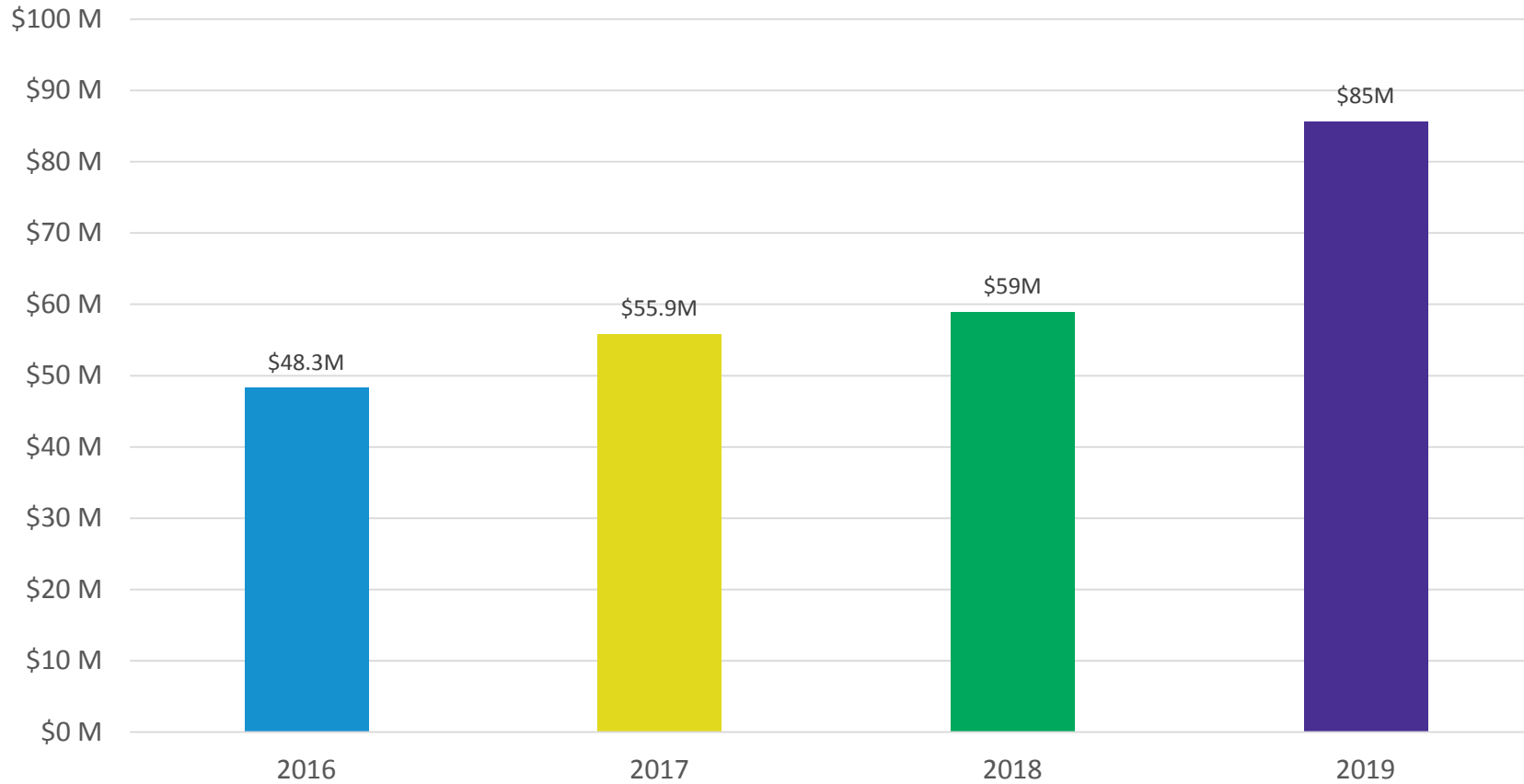
NOTE: Demographic information was obtained with optional survey.



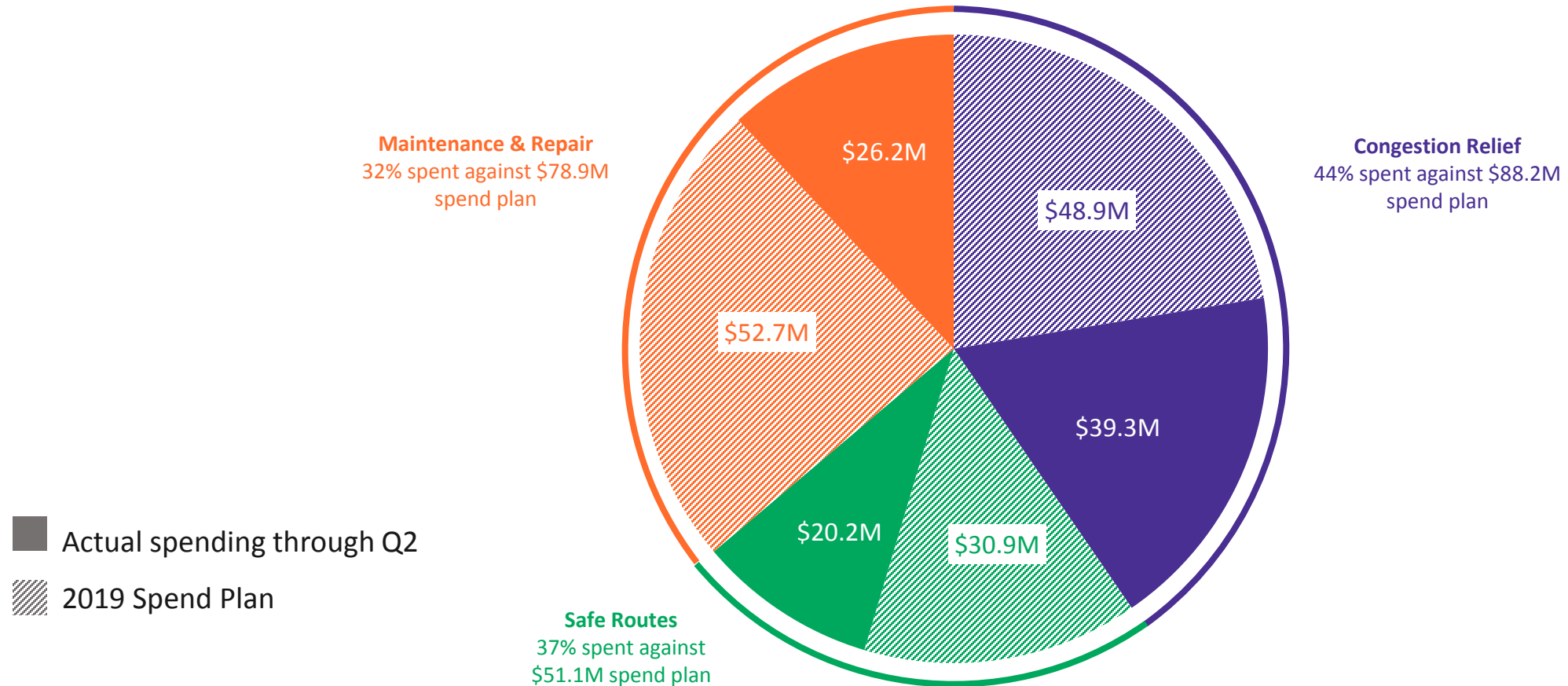
# Q2 Finance Summary: \$56.2M spent in Q2, 100% of 2019 spend plan



# Q2 Finance Summary: \$85.7M spent to-date in 2019, 45% increase over 2018



# Q2 Finance Summary: spending progress by levy category, year to date



# What's next?

- ✓ Q2 report published, July 30
- ✓ Transportation Committee, August 6
- Levy Oversight Committee, August 6
- Neighborhood Street Fund project selections, August 6



# Questions?

[MoveSeattle@seattle.gov](mailto:MoveSeattle@seattle.gov)

[www.seattle.gov/LevytoMoveSeattle](http://www.seattle.gov/LevytoMoveSeattle)

