

## Intake-to-Issuance Performance - Construction Permits

Days in SDCI Possession vs. Days out for Corrections and Volumes by Number of Review Cycles

Data Through:

December 31, 2020

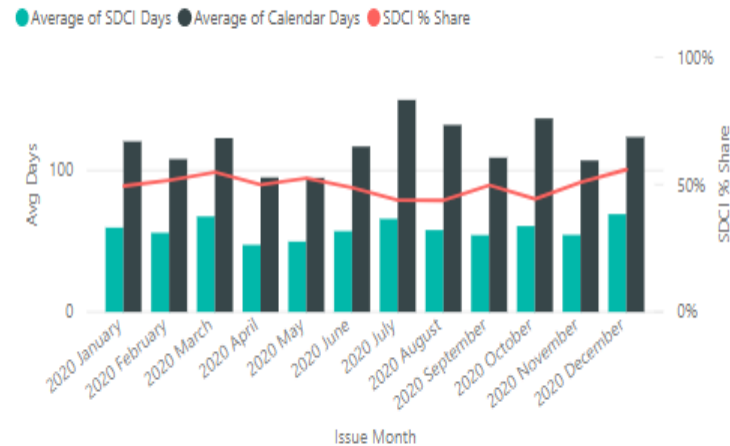
### Construction Permits - Simple/Medium

≤ 4 Hrs Ordinance  
Structural IP Review

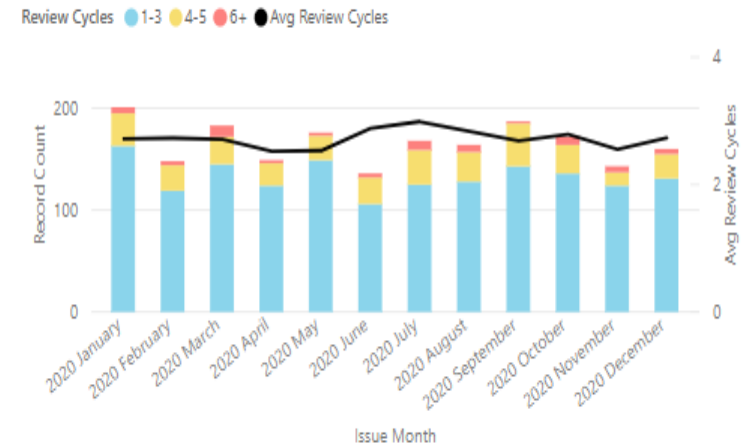
≤ 2 Hrs Zoning IP Review

Typically simple tenant improvement permits, additions and alterations, retaining walls, ADUs/DADUs.

Intake-Issue: Calendar Days vs. SDCI Possession Days



Issuance Count by Number of Review Cycles



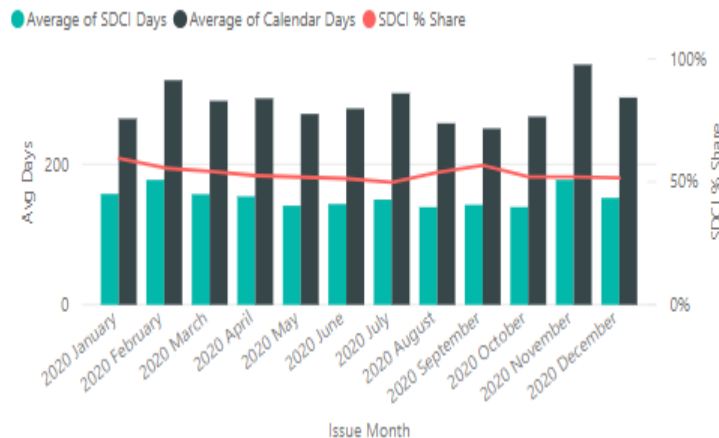
### Construction Permits - Complex

> 4 Hrs Ordinance  
Structural IP Review

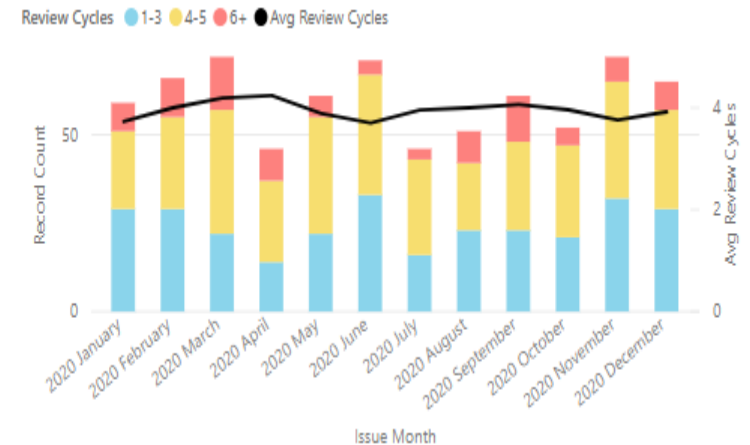
> 2 Hrs Zoning IP Review

Typically new construction and larger tenant improvements or structural alterations, including mixed use projects, high rise projects, commercial projects.

Intake-Issue Calendar Days vs. SDCI Possession Days



Issuance Count by Number of Review Cycles



## Intake-to-Decision Published Performance - Master Use Permits

Days in SDCI Possession vs. Days out for Corrections and Volumes by Number of Review Cycles

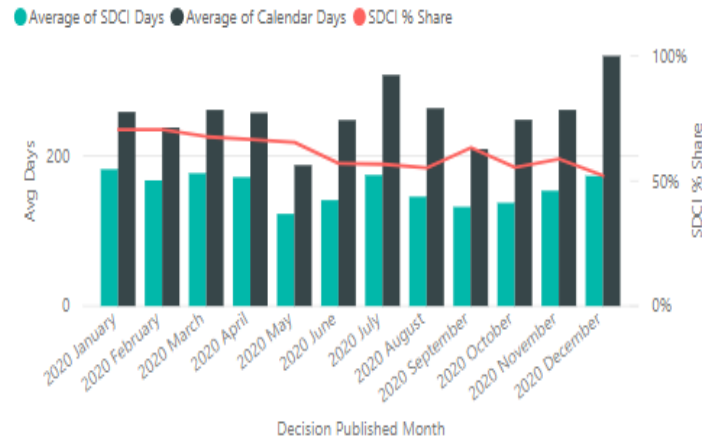
Data Through:

December 31, 2020

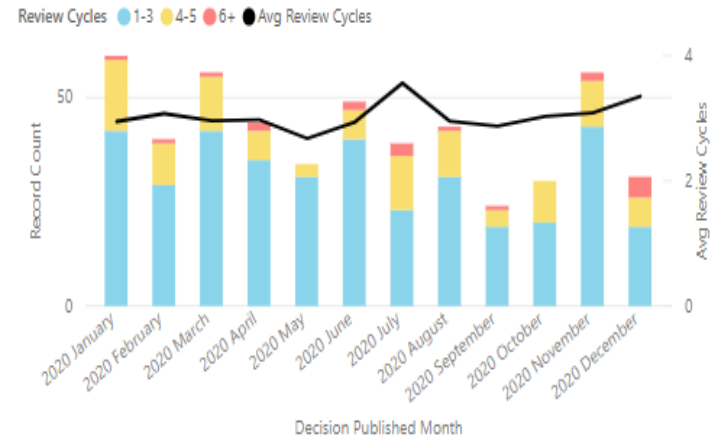
### Master Use Permits - Simple/Medium

Typically Lot Boundary Adjustments, Short Plats, Shoreline, Variances, Conditional Uses, Temporary Uses and Special Exceptions.

Intake-Publish: Calendar Days vs. SDCI Possession Days



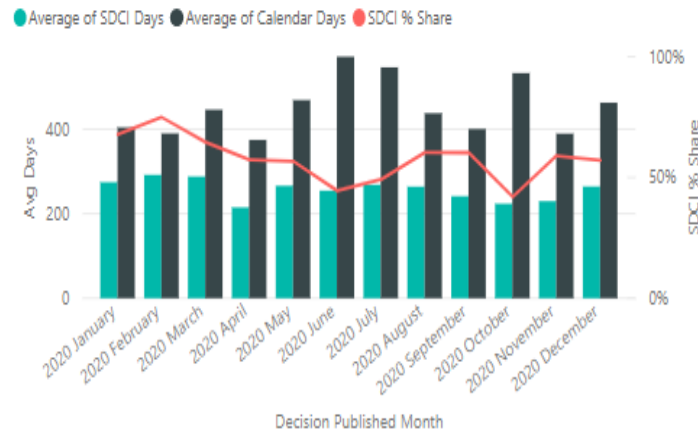
Record Count by Number of Review Cycles



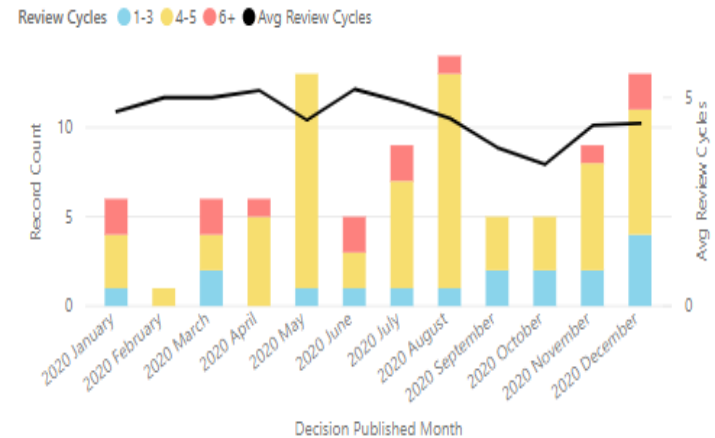
### Master Use Permits - Complex

Typically Design Review, Environmental Reviews and Council Actions.

Intake-Publish Calendar Days vs. SDCI Possession Days



Record Count by Number of Review Cycles



# Initial Plan Review (IP) Performance: All Review Locations

Includes reviews performed by all City departments requiring review

Week of:

Monday, January 04, 2021

## Complexity Definitions

### Simple/Medium: 95% Complete in 4 Weeks

≤ 4 Hrs Ordinance Structural IP Review

≤ 2 Hrs Zoning IP Review

Typically simple tenant improvement permits, additions and alterations, retaining walls, ADUs/DADUs.

### Complex: 95% Complete in 12 Weeks

> 4 Hrs Ordinance Structural IP Review

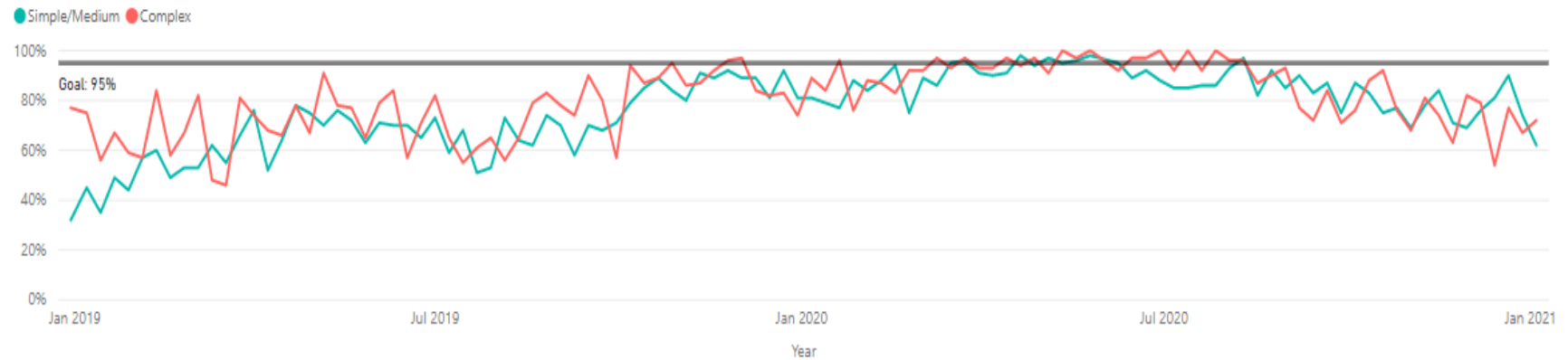
> 2 Hrs Zoning IP Review

Typically new construction and larger tenant improvements or structural alterations, including mixed use projects, high rise projects, commercial projects.

## IP Performance: % of Reviews Complete by Weeks to IP Completion

PermitComplexity	Wk2Percent	Wk4Percent	Wk6Percent	Wk8Percent	Wk10Percent	Wk12Percent	Wk14Percent	Wk16Percent	Wk18Percent	TotalPermits
Simple/Medium										
All	15%	62%	84%	87%	91%	94%	100%	100%	100%	79
Commercial	33%	73%	80%	87%	93%	93%	100%	100%	100%	15
Industrial	0%	0%	50%	50%	100%	100%	100%	100%	100%	2
Institutional	0%	25%	25%	50%	75%	100%	100%	100%	100%	4
Multifamily	17%	83%	83%	83%	83%	100%	100%	100%	100%	6
Single Family/Duplex	12%	63%	90%	92%	92%	92%	100%	100%	100%	51
Vacant Land	0%	0%	100%	100%	100%	100%	100%	100%	100%	1
Complex										
All	7%	28%	34%	34%	45%	72%	83%	97%	100%	29
Commercial	17%	67%	83%	83%	83%	100%	100%	100%	100%	6
Institutional	0%	33%	33%	33%	33%	67%	100%	100%	100%	3
Multifamily	11%	22%	33%	33%	44%	56%	67%	89%	100%	9
Single Family/Duplex	0%	9%	9%	9%	27%	73%	82%	100%	100%	11

## Percent of Records Meeting IP Completion Targets



# Initial Plan Review (IP) Performance: Internal Review Locations

Includes all required reviews performed internally by SDCI

Week of:

Monday, January 04, 2021

## Complexity Definitions

### Simple/Medium: 95% Complete in 4 Weeks

≤ 4 Hrs Ordinance Structural IP Review

≤ 2 Hrs Zoning IP Review

Typically simple tenant improvement permits, additions and alterations, retaining walls, ADUs/DADUs.

### Complex: 95% Complete in 12 Weeks

> 4 Hrs Ordinance Structural IP Review

> 2 Hrs Zoning IP Review

Typically new construction and larger tenant improvements or structural alterations, including mixed use projects, high rise projects, commercial projects.

## IP Performance: % of Reviews Complete by Weeks to IP Completion

PermitComplexity	Wk2Percent	Wk4Percent	Wk6Percent	Wk8Percent	Wk10Percent	Wk12Percent	Wk14Percent	Wk16Percent	Wk18Percent	TotalPermits
Simple/Medium										
All	15%	65%	87%	90%	91%	94%	100%	100%	100%	78
Commercial	36%	79%	93%	93%	93%	93%	100%	100%	100%	14
Industrial	0%	0%	50%	50%	100%	100%	100%	100%	100%	2
Institutional	0%	33%	33%	67%	67%	100%	100%	100%	100%	3
Multifamily	13%	88%	88%	88%	88%	100%	100%	100%	100%	8
Single Family/Duplex	12%	63%	90%	92%	92%	92%	100%	100%	100%	51
Complex										
All	10%	37%	43%	47%	53%	70%	80%	97%	100%	30
Commercial	17%	67%	83%	83%	83%	100%	100%	100%	100%	6
Industrial	0%	0%	0%	0%	0%	0%	0%	100%	100%	1
Institutional	0%	25%	25%	50%	50%	75%	100%	100%	100%	4
Multifamily	17%	42%	50%	50%	58%	67%	75%	92%	100%	12
Single Family/Duplex	0%	14%	14%	14%	29%	57%	71%	100%	100%	7

## Percent of Records Meeting IP Completion Targets

