



CITY OF SEATTLE

City Council

Agenda

Monday, November 22, 2021

2:00 PM

**Remote Meeting. Call 253-215-8782; Meeting ID: 586 416 9164; or
Seattle Channel online.**

M. Lorena González, President

Lisa Herbold, Member

Debora Juarez, Member

Andrew J. Lewis, Member

Tammy J. Morales, Member

Teresa Mosqueda, Member

Alex Pedersen, Member

Kshama Sawant, Member

Dan Strauss, Member

Chair Info: 206-684-8809; Lorena.González@seattle.gov

[Watch Council Meetings Live](#) [View Past Council Meetings](#)

**For accessibility information and for accommodation requests, please call
206-684-8888 (TTY Relay 7-1-1), email CouncilAgenda@Seattle.gov, or visit
<http://seattle.gov/cityclerk/accommodations>.**



CITY OF SEATTLE

City Council Agenda

November 22, 2021 - 2:00 PM

Meeting Location:

Remote Meeting. Call 253-215-8782; Meeting ID: 586 416 9164; or Seattle Channel online.

Committee Website:

<http://www.seattle.gov/council>

Pursuant to Washington State Governor's Proclamation No. 20-28.15 and Senate Concurrent Resolution 8402, this public meeting will be held remotely. Meeting participation is limited to access by the telephone number provided on the meeting agenda, and the meeting is accessible via telephone and Seattle Channel online.

Register online to speak during the Public Comment period at the 2:00 p.m. City Council meeting at

<http://www.seattle.gov/council/committees/public-comment>.

Online registration to speak at the City Council meeting will begin two hours before the 2:00 p.m. meeting start time, and registration will end at the conclusion of the Public Comment period during the meeting. Speakers must be registered in order to be recognized by the Chair.

Submit written comments to all Councilmembers at

Council@seattle.gov

Sign-up to provide Public Comment at the meeting at

<http://www.seattle.gov/council/committees/public-comment>

Watch live streaming video of the meeting at

<http://www.seattle.gov/council/watch-council-live>

Listen to the meeting by calling the Council Chamber Listen Line at 253-215-8782 Meeting ID: 586 416 9164

One Tap Mobile No. US: +12532158782,,5864169164#

A. CALL TO ORDER

B. ROLL CALL**C. PRESENTATIONS****D. APPROVAL OF THE JOURNAL**[Min 354](#)

November 8, 2021

Attachments: [Minutes](#)**E. ADOPTION OF INTRODUCTION AND REFERRAL CALENDAR**

Introduction and referral to Council committees of Council Bills (CB), Resolutions (Res), Appointments (Appt), and Clerk Files (CF) for committee recommendation.

[IRC 326](#)

November 22, 2021

Attachments: [Introduction and Referral Calendar](#)**F. APPROVAL OF THE AGENDA****G. PUBLIC COMMENT**

Members of the public may sign up to address the Council for up to 2 minutes on matters on this agenda; total time allotted to public comment at this meeting is 20 minutes.

Register online to speak during the Public Comment period at the 2:00 p.m. City Council meeting at
<http://www.seattle.gov/council/committees/public-comment>.

Online registration to speak at the City Council meeting will begin two hours before the 2:00 p.m. meeting start time, and registration will end at the conclusion of the Public Comment period during the meeting. Speakers must be registered in order to be recognized by the Chair.

H. PAYMENT OF BILLS

These are the only Bills which the City Charter allows to be introduced and passed at the same meeting.

[CB 120229](#)

AN ORDINANCE appropriating money to pay certain audited claims for the week of November 8, 2021 through November 12, 2021 and ordering the payment thereof.

I. COMMITTEE REPORTS

Discussion and vote on Council Bills (CB), Resolutions (Res), Appointments (Appt), and Clerk Files (CF).

CITY COUNCIL:

1. [CB 120210](#) AN ORDINANCE relating to the Department of Finance and Administrative Services; authorizing the Director of the Department of Finance and Administrative Services or the Director's designee to negotiate and execute a real property lease renewal with the United States Army for The City of Seattle's continued interim use and occupancy of 33.95 acres at the Fort Lawton Army Reserve Center; and ratifying and confirming certain prior acts.

Attachments: [Att 1 - FAS Army Ft. Lawton Lease](#)
 [Att 1 Ex A - Legal Description](#)
 [Att 1 Ex B - Map & Tax Parcel Information](#)
 [Att 1 Ex C - Fixtures, Appurtenances, and Improvements](#)
 [Att 1 Ex D - Environmental Protection Provisions](#)
 [Att 1 Ex E - Joint Survey of Physical Condition](#)
 [Att 1 Ex F - Executive Order 13658](#)
 [Att 1 Ex G - Executive Order 13706](#)
 [Att 1 Ex H - Executive Order 14042](#)

Supporting Documents: [Summary and Fiscal Note](#)
 [Summary Att A - Map of Ft. Lawton Reserve](#)
 [Proposed Substitute Bill](#)
 [Proposed Substitute Att 1 - FAS Army Ft. Lawton Lease v3](#)
 [Proposed Substitute Ex B - Ft. Lawton Lease Map, Tax Parcel Information and Facilities Map v3](#)
 [Proposed Substitute Ex C - Ft. Lawton Lease Fixtures, Appurtenances and Improvements v2](#)
 [Proposed Substitute Ex E - Ft. Lawton Joint Survey of Physical Conditions v3](#)
 [Proposed Substitute Ex F - Ft. Lawton Lease EO 14042 v3](#)

SELECT BUDGET COMMITTEE:

2. [CB 120220](#) AN ORDINANCE authorizing, in 2021, acceptance of funding from non-City sources; authorizing the heads of the Executive Department, Department of Education and Early Learning, Human Services Department, Department of Transportation, Seattle Public Library, Fire Department, City Attorney's Office, Seattle Center, Seattle Parks and Recreation, and Police Department to accept specified grants, private funding, and subsidized loans and to execute, deliver, and perform corresponding agreements; and ratifying and confirming certain prior acts.

The Committee recommends that City Council pass the Council Bill (CB).

In Favor: 7 - Mosqueda, Herbold, González , Juarez, Lewis, Morales, Strauss

Opposed: None

Abstain: 1 - Pedersen

Supporting

Documents:

[Summary and Fiscal Note](#)

[Summary Att A - 2021 Year-End Grant Acceptance](#)

[Ordinance Summary Detail Table](#)

3. [CB 120221](#) AN ORDINANCE amending Ordinance 126237, which adopted the 2021 Budget, including the 2021-2026 Capital Improvement Program (CIP); changing appropriations to various departments and budget control levels, and from various funds in the Budget; revising project allocations for certain projects in the 2021-2026 CIP; creating positions; modifying positions; abrogating positions; and ratifying and confirming certain prior acts; all by a 3/4 vote of the City Council.

The Committee recommends that City Council pass as amended the Council Bill (CB).

In Favor: 7 - Mosqueda, Herbold, González , Juarez, Lewis, Morales, Strauss

Opposed: None

Abstain: 1 - Pedersen

Attachments: [Att A - IT Infrastructure \(MC-PL-B3100\)](#)
 [Att B - Major Capital Equipment \(MC-PL-B3200\)](#)
 [Att C - Non-Arterial Street Resurfacing and Restoration \(MC-TR-C041\)](#)

Supporting Documents: [Summary and Fiscal Note](#)
 [Summary Att A - 2021 Year-End Supplemental Ordinance Summary Detail Table](#)

4. [CB 120040](#) AN ORDINANCE amending Ordinance 126000, which adopted the 2020 Budget, including the 2020-2025 Capital Improvement Program (CIP); changing appropriations to various departments and budget control levels, and from various funds in the Budget; and ratifying and confirming certain prior acts; all by a 3/4 vote of the City Council.

The Committee recommends that City Council pass the Council Bill (CB).

In Favor: 7 - Mosqueda, Herbold, González , Juarez, Lewis, Morales, Strauss

Opposed: None

Abstain: 1 - Pedersen

Supporting Documents: [Summary and Fiscal Note](#)
 [Summary Att A - 2020 Exceptions Ordinance Summary Detail Table](#)

5. [Res 32026](#) A RESOLUTION requesting King County and the State of Washington to increase services to address behavioral health conditions.

The Committee recommends that City Council adopt as amended the Resolution (Res).

In Favor: 7 - Mosqueda, Herbold, González , Juarez, Lewis, Morales, Strauss

Opposed: None

Abstain: 1 - Pedersen

Supporting

Documents: [Summary and Fiscal Note v2](#)

6. [Res 32027](#) A RESOLUTION modifying the Mayoral Civil Emergency Order of October 29, 2021, related to hiring incentives for public safety emergency response.

The Committee recommends that City Council adopt as amended the Resolution (Res).

In Favor: 4 - Herbold, González , Lewis, Morales

Opposed: 2 - Mosqueda, Sawant

Abstain: 3 - Juarez, Pedersen, Strauss

Attachments: [Ex A - Civil Emergency Order, October 29, 2021](#)

[Ex B - Modified Civil Emergency Order v2](#)

Supporting

Documents: [Summary and Fiscal Note](#)

7. [Res 32028](#) A RESOLUTION concerning the health, well-being, and safety of domestic workers; expressing Council's intent to establish a right to portable Paid Time Off (PTO) for domestic workers in Seattle; and requesting the Office of Labor Standards to work with community stakeholders to draft legislation creating a portable PTO policy for domestic workers.

The Committee recommends that City Council adopt the Resolution (Res).

In Favor: 7 - Mosqueda, Herbold, González , Juarez, Lewis, Morales, Strauss

Opposed: None

Abstain: 1 - Pedersen

Supporting Documents:

[Summary and Fiscal Note](#)

8. [CF 314487](#) 2022 Proposed Budget.

The Committee recommends that City Council file the Clerk File (CF).

In Favor: 7 - Mosqueda, Herbold, González , Juarez, Lewis, Morales, Strauss

Opposed: None

Abstain: 1 - Pedersen

Attachments: [2022 Proposed Budget](#)

9. [CF 314486](#) 2022-2027 Proposed Capital Improvement Program.

The Committee recommends that City Council file the Clerk File (CF).

In Favor: 7 - Mosqueda, Herbold, González , Juarez, Lewis, Morales, Strauss

Opposed: None

Abstain: 1 - Pedersen

Supporting Documents:

[2022-2027 Proposed CIP](#)

10. [CB 120189](#) AN ORDINANCE relating to the 2022 Budget; authorizing Department directors to accept anticipated future grants and enter into revenue-backed service contracts to support appropriations in the 2022 Budget.

The Committee recommends that City Council pass the Council Bill (CB).

In Favor: 7 - Mosqueda, Herbold, González , Juarez, Lewis, Morales, Strauss

Opposed: None

Abstain: 1 - Pedersen

Attachments: [Att A - 2022 Proposed Budget Grant Acceptance Detail Table](#)

Supporting Documents: [Summary and Fiscal Note](#)

11. [Res 32024](#) A RESOLUTION adopting revised financial policies for the Emergency Fund.

The Committee recommends that City Council adopt the Resolution (Res).

In Favor: 7 - Mosqueda, Herbold, González , Juarez, Lewis, Morales, Strauss

Opposed: None

Abstain: 1 - Pedersen

Attachments: [Att A – Emergency Fund Financial Policies](#)

Supporting Documents: [Summary and Fiscal Note](#)
[Summary Att A – Emergency Fund Financial Policies \(Track Changes\)](#)

12. [CB 120190](#) AN ORDINANCE relating to fees and charges for permits and activities of the Seattle Department of Construction and Inspections, related fees by other departments, and technical corrections; amending Sections 22.900D.090, 22.900D.100, and 22.900D.150 of the Seattle Municipal Code (SMC).

The Committee recommends that City Council pass the Council Bill (CB).

In Favor: 7 - Mosqueda, Herbold, González , Juarez, Lewis, Morales, Strauss

Opposed: None

Abstain: 1 - Pedersen

Supporting Documents:

[Summary and Fiscal Note](#)

[Summary Att A - SDCI Permit Fees and Charges Proposed for 2022](#)

13. [CB 120191](#) AN ORDINANCE relating to street and sidewalk use; amending the Street Use Fee Schedule authorized by Section 15.04.074 of the Seattle Municipal Code; and ratifying and confirming certain prior acts.

The Committee recommends that City Council pass the Council Bill (CB).

In Favor: 7 - Mosqueda, Herbold, González , Juarez, Lewis, Morales, Strauss

Opposed: None

Abstain: 1 - Pedersen

Attachments: [Att A - 2022 SDOT Street Use Fee Schedule](#)

Supporting Documents:

[Summary and Fiscal Note](#)

14. [CB 120192](#) AN ORDINANCE relating to the Department of Parks and Recreation; establishing the 2022 fee schedule for the use of park properties and other park and recreation facilities and services; and superseding previous park and recreation fee schedules.

The Committee recommends that City Council pass the Council Bill (CB).

In Favor: 7 - Mosqueda, Herbold, González , Juarez, Lewis, Morales, Strauss

Opposed: None

Abstain: 1 - Pedersen

Attachments: [Att 1 – Seattle Parks and Recreation Fee Schedule: 2022 Fees and Charges](#)

Supporting Documents: [Summary and Fiscal Note](#)
[Summary Att 1 – Changes from the 2021-2022 Adopted Fee Schedule to the Proposed 2022 Fee Schedule](#)

15. [CB 120193](#) AN ORDINANCE relating to Seattle Parks and Recreation (SPR); authorizing an administrative amendment to Ordinance 115859, which established the Beach Maintenance Trust Fund (70200) as a subsidiary fund of the Shoreline Park Improvement Fund (SPIF) (33110), which fund was established by Ordinance 115496 as part of the settlement agreement with the Municipality of Metropolitan Seattle (“Metro”) for the construction of the West Point and Alki secondary sewage projects, and which expired in January 2011.

The Committee recommends that City Council pass the Council Bill (CB).

In Favor: 7 - Mosqueda, Herbold, González , Juarez, Lewis, Morales, Strauss

Opposed: None

Abstain: 1 - Pedersen

Supporting Documents: [Summary and Fiscal Note](#)

16. [CB 120194](#) AN ORDINANCE relating to King County Conservation Futures Levy proceeds; authorizing the Mayor to enter into a new Interlocal Cooperation Agreement between The City of Seattle and King County to allow for the acceptance of Conservation Futures Levy funds; authorizing the deposit of 2020 and 2021 allocations from King County Conservation Futures Levy proceeds into The City of Seattle's Parks Fund.

The Committee recommends that City Council pass the Council Bill (CB).

In Favor: 7 - Mosqueda, Herbold, González , Juarez, Lewis, Morales, Strauss

Opposed: None

Abstain: 1 - Pedersen

Attachments: [Att A – Conservation Futures Levy Interlocal Agreement](#)
[Att A Ex A - 2019 & 2020 Reallocation, 2020 & 2021 Allocations](#)
[Att A Ex B - Tax Covenants](#)
[Att A Ex C - CFT Interlocal Amendment Template](#)

Supporting Documents: [Summary and Fiscal Note](#)
[Summary Att A - Maps of CFT Projects](#)

17. [CB 120195](#) AN ORDINANCE relating to the financing of the Finance and Administrative Services Fund; authorizing interfund loans up to a total of \$8,000,000 from the Fleet Capital Fund and \$2,000,000 from the Wheelchair Accessible Fund to the Finance and Administrative Services Fund for financing of FEMA-eligible COVID-19 response expenses.

Supporting Documents: [Summary and Fiscal Note](#)

18. [CB 120198](#) AN ORDINANCE relating to contracting indebtedness; authorizing and providing for the issuance and sale of limited tax general obligation bonds to pay all or part of the costs of various elements of the City's capital improvement program and for other City purposes approved by ordinance, to provide loans to one or more public development authorities of the City for certain eligible capital purposes, and to pay the costs of issuance of the bonds; providing parameters for the bond sale terms including conditions, covenants, and other sale terms; creating the 2022 Multipurpose LTGO Bond Fund; amending Ordinance 126219; and ratifying and confirming certain prior acts.

The Committee recommends that City Council pass the Council Bill (CB).

In Favor: 7 - Mosqueda, Herbold, González , Juarez, Lewis, Morales, Pedersen

Opposed: None

Abstain: 1 - Strauss

Attachments: [Ex A – Description of 2022 Projects](#)
 [Ex B - Form of Continuing Disclosure Agreement](#)
 [Ex C - Amended Description of 2021 Projects](#)

Supporting
Documents: [Summary and Fiscal Note](#)

19. [CB 120224](#) AN ORDINANCE relating to contracting indebtedness; authorizing and providing for the issuance and sale of limited tax general obligation bonds to pay all or part of the costs of certain transportation elements of the City's capital improvement program and for other City purposes approved by ordinance and to pay the costs of issuance of the bonds; providing parameters for the bond sale terms including conditions, covenants, and other sale terms; and ratifying and confirming certain prior acts.

The Committee recommends that City Council pass the Council Bill (CB).

In Favor: 7 - Mosqueda, Herbold, González , Juarez, Lewis, Morales, Strauss

Opposed: None

Abstain: 1 - Pedersen

Attachments: [Ex A - Description of 2022 Transportation Projects](#)
[Ex B - Form of Continuing Disclosure Agreement](#)

Supporting Documents: [Summary and Fiscal Note](#)

20. [CB 120196](#) AN ORDINANCE relating to the electric system of The City of Seattle; adopting a system or plan of additions and betterments to and extensions of the existing municipal light and electric power generation, transmission, and distribution system of the City; authorizing the issuance and sale of municipal light and power revenue bonds for the purposes of providing funds to pay part of the cost of carrying out that system or plan, providing for the reserve fund requirement (if any), and paying the costs of issuance of the bonds; providing parameters for the bond sale terms including conditions, covenants, and other sale terms; describing the lien of the bonds and authorizing their issuance as either senior lien parity bonds or junior lien bonds; and ratifying and confirming certain prior acts.

Attachments: [Ex A - Outstanding Parity Bonds](#)
[Ex B – Form of Continuing Disclosure Agreement](#)

Supporting Documents: [Summary and Fiscal Note](#)

21. [CB 120197](#) AN ORDINANCE relating to the drainage and wastewater system of The City of Seattle; adopting a system or plan of additions and betterments to and extensions of the existing drainage and wastewater system; authorizing the issuance and sale of drainage and wastewater revenue bonds in one or more series for the purposes of paying part of the cost of carrying out that system or plan, providing for the reserve requirement, and paying the costs of issuance of the bonds; providing parameters for the bond sale terms including conditions, covenants, and other sale terms; describing the lien of those bonds; amending certain definitions set forth in Ordinance 125455, the Omnibus Refunding Ordinance; authorizing the issuance of drainage and wastewater system refunding revenue bonds; and ratifying and confirming certain prior acts.

The Committee recommends that City Council pass the Council Bill (CB).

In Favor: 7 - Mosqueda, Herbold, González , Juarez, Lewis, Morales, Strauss

Opposed: None

Abstain: 1 - Pedersen

Attachments: [Ex A - Outstanding Drainage and Wastewater System Parity Bonds](#)
[Ex B – Form of Continuing Disclosure Agreement](#)
[Ex C – Outstanding Subordinate Obligations Designated as Refundable Bonds](#)

Supporting Documents: [Summary and Fiscal Note](#)

22. [CB 120199](#) AN ORDINANCE relating to the municipal water system of The City of Seattle; adopting a system or plan of additions and betterments to and extensions of the existing municipal water system; authorizing the issuance and sale of water system revenue bonds in one or more series for the purposes of paying part of the cost of carrying out that system or plan, providing for the reserve requirement, and paying the costs of issuance of the bonds; providing parameters for the bond sale terms including conditions, covenants, and other sale terms; describing the lien of the bonds; creating certain accounts of the City relating to the bonds; amending certain definitions set forth in Ordinance 125714, the Omnibus Refunding Ordinance; authorizing the issuance of water system refunding revenue bonds; and ratifying and confirming certain prior acts.

The Committee recommends that City Council pass the Council Bill (CB).

In Favor: 7 - Mosqueda, Herbold, González , Juarez, Lewis, Morales, Strauss

Opposed: None

Abstain: 1 - Pedersen

Attachments: [Ex A – List of Outstanding Parity Bonds](#)
[Ex B - Form of Continuing Disclosure Agreement](#)
[Ex C - List of Outstanding Subordinate Obligations Designated as Refundable Bonds](#)

Supporting Documents: [Summary and Fiscal Note](#)

23. [CB 120200](#) AN ORDINANCE relating to the Office of Housing; creating a new Fund in the City Treasury.

The Council Budget Action (CBA) was approved by the following vote:

In Favor: 7 - Mosqueda, Herbold, González , Juarez, Lewis, Morales, Strauss

Opposed: None

Abstain: 1 - Pedersen

Supporting Documents: [Summary and Fiscal Note](#)

24. [Res 32022](#) A RESOLUTION approving interest rates set by the Seattle City Employees' Retirement System (SCERS) Board of Administration for 2022.

The Committee recommends that City Council adopt the Resolution (Res).

In Favor: 7 - Mosqueda, Herbold, González , Juarez, Lewis, Morales, Strauss

Opposed: None

Abstain: 1 - Pedersen

Supporting

Documents:

[Summary and Fiscal Note](#)

25. [Res 32023](#) A RESOLUTION amending Resolution 31334; establishing the City Council's intent to fund the Seattle City Employees' Retirement System (SCERS) as informed by the January 1, 2021, Actuarial Study.

The Committee recommends that City Council adopt the Resolution (Res).

In Favor: 7 - Mosqueda, Herbold, González , Juarez, Lewis, Morales, Strauss

Opposed: None

Abstain: 1 - Pedersen

Supporting

Documents:

[Summary and Fiscal Note](#)

26. [CB 120201](#) AN ORDINANCE relating to City funds; closing certain funds, subfunds, and accounts; authorizing the Department of Finance and Administrative Services to take action pursuant to those closures; authorizing the transfer of all unexpended and unencumbered balances and other assets and liabilities of those funds, subfunds, and accounts; and abandoning appropriation authority from those funds, subfunds, and accounts.

Supporting

Documents:

[Summary and Fiscal Note](#)

27. [CB 120202](#) AN ORDINANCE relating to the Traffic Code; modifying fees associated with car sharing; clarifying certain definitions; establishing Seattle Department of Transportation authority for managing free-floating zone service areas; and amending Sections 11.14.087, 11.23.150, and 11.23.160 of the Seattle Municipal Code.

The Committee recommends that City Council pass the Council Bill (CB).

In Favor: 7 - Mosqueda, Herbold, González , Juarez, Lewis, Morales, Strauss

Opposed: None

Abstain: 1 - Pedersen

**Supporting
Documents:**

[Summary and Fiscal Note](#)

28. [CB 120223](#) AN ORDINANCE relating to the financing of the Transportation Fund; authorizing interfund loans up to a total amount of \$15,000,000 from multiple City funds as bridge financing to be repaid by the proceeds of a future surplus property sale.

The Committee recommends that City Council pass the Council Bill (CB).

In Favor: 7 - Mosqueda, Herbold, González , Juarez, Lewis, Morales, Strauss

Opposed: None

Abstain: 1 - Pedersen

**Supporting
Documents:**

[Summary and Fiscal Note](#)

29. [CB 120228](#) AN ORDINANCE relating to taxation; increasing the commercial parking tax and amending subsection 5.35.030.B of the Seattle Municipal Code.

The Committee recommends that City Council pass the Council Bill (CB).

In Favor: 8 - Mosqueda, Herbold, González , Juarez, Lewis, Morales, Pedersen, Strauss

Opposed: None

**Supporting
Documents:**

[Summary and Fiscal Note](#)

30. [CB 120222](#) AN ORDINANCE relating to the financing of the General Fund; amending Ordinance 126407 to increase the authorization of interfund loans up to a total amount of \$275,000,000 from multiple City Funds to the General Fund as bridge financing to be repaid from future tax proceeds and other anticipated revenues; authorizing additional lending funds; and ratifying and confirming certain prior acts.

The Committee recommends that City Council pass the Council Bill (CB).

In Favor: 7 - Mosqueda, Herbold, González , Juarez, Lewis, Morales, Strauss

Opposed: None

Abstain: 1 - Pedersen

Supporting

Documents:

[Summary and Fiscal Note](#)

31. [CB 120211](#) AN ORDINANCE adopting a budget, including a capital improvement program and position modifications, for The City of Seattle for 2022; and creating positions exempt from civil service; all by a 2/3 vote of the City Council.

Attachments:

[Att A - 2022 Appropriations by Budget Control Level](#)

[Att B - Position Modifications for the 2022 Proposed Budget](#)

Supporting

Documents:

[Summary and Fiscal Note](#)

32. [CF 314488](#) City Council Changes to the 2022 Proposed Budget and the 2022 - 2027 Proposed Capital Improvement Program.

33. [CB 120203](#) AN ORDINANCE relating to the levy of property taxes; fixing the rates and/or amounts of taxes to be levied, and levying the same upon all taxable property, both real and personal, in The City of Seattle, to finance the departments and activities of City government and to provide for the general obligation bond interest and redemption requirements for the year beginning on the first day of January 2022; and ratifying and confirming certain prior acts.

The Committee recommends that City Council pass the Council Bill (CB).

In Favor: 7 - Mosqueda, Herbold, González , Juarez, Lewis, Morales, Strauss

Opposed: None

Abstain: 1 - Pedersen

Supporting

Documents:

[Summary and Fiscal Note](#)

34. [CB 120204](#) AN ORDINANCE authorizing the levy of regular property taxes by The City of Seattle for collection in 2022, representing an increase above the regular property taxes levied for collection in 2021; and ratifying and confirming certain prior acts.

The Committee recommends that City Council pass the Council Bill (CB).

In Favor: 7 - Mosqueda, Herbold, González , Juarez, Lewis, Morales, Strauss

Opposed: None

Abstain: 1 - Pedersen

Supporting

Documents:

[Summary and Fiscal Note](#)

J. ADOPTION OF OTHER RESOLUTIONS

K. OTHER BUSINESS

L. ADJOURNMENT



Legislation Text

File #: Min 354, **Version:** 1

November 8, 2021

SEATTLE CITY COUNCIL

600 Fourth Ave. 2nd Floor
Seattle, WA 98104



Journal of the Proceedings of the Seattle City Council

Monday, November 8, 2021

2:00 PM

Public Hearing

Remote Meeting. Call 253-215-8782; Meeting ID: 586 416 9164; or
Seattle Channel online.

City Council

M. Lorena González, President

Lisa Herbold, Member

Debora Juarez, Member

Andrew J. Lewis, Member

Tammy J. Morales, Member

Teresa Mosqueda, Member

Alex Pedersen, Member

Kshama Sawant, Member

Dan Strauss, Member

Chair Info: 206-684-8809; Lorena.González@seattle.gov

Pursuant to Washington State Governor's Proclamation No. 20-28.15 and Senate Concurrent Resolution 8402, this public meeting will be held remotely. Meeting participation is limited to access by the telephone number provided on the meeting agenda, and the meeting is accessible via telephone and Seattle Channel online.

A. CALL TO ORDER

The City Council of The City of Seattle met remotely pursuant to Washington State Governor's Proclamation 20-28.15, and guidance provided by the Attorney General's Office, on November 8, 2021, pursuant to the provisions of the City Charter. The meeting was called to order at 2:00 p.m., with Council President Pro Tem Strauss presiding.

B. ROLL CALL

The following Councilmembers were present and participating remotely:

Present: 7 - Herbold, Juarez, Lewis, Morales, Mosqueda, Pedersen, Strauss

Excused: 1 - González

Absent: 1 - Sawant

C. PRESENTATIONS

There were none.

D. APPROVAL OF THE JOURNAL

[Min 352](#)

October 18, 2021

Motion was made, duly seconded and carried, to adopt the proposed Minutes by the following vote, and the President signed the Minutes:

In Favor: 7 - Herbold, Juarez, Lewis, Morales, Mosqueda, Pedersen, Strauss

Opposed: None

[Min 353](#)

November 1, 2021

Motion was made, duly seconded and carried, to adopt the proposed Minutes by the following vote, and the President signed the Minutes:

In Favor: 7 - Herbold, Juarez, Lewis, Morales, Mosqueda, Pedersen, Strauss

Opposed: None

E. ADOPTION OF INTRODUCTION AND REFERRAL CALENDAR

[IRC 324](#)

November 8, 2021

Motion was made, duly seconded and carried, to adopt the proposed Introduction and Referral Calendar (IRC) by the following vote:

In Favor: 7 - Herbold, Juarez, Lewis, Morales, Mosqueda, Pedersen, Strauss

Opposed: None

F. APPROVAL OF THE AGENDA

Motion was made, duly seconded and carried, to adopt the proposed Agenda.

G. PUBLIC COMMENT

The following individuals addressed the Council:

Howard Gale
David Haines

H. PUBLIC HEARING

1. [CF 314459](#) **Petition of Grand Street Commons LLC, for the vacation of the alley in Block 14, Jos C. Kinnear's Addition to the City of Seattle, being the block bounded by South Grand Street, 22rd Avenue South, South Holgate Street and 23rd Avenue South.**

The Clerk File (CF) was discussed in Committee.

PUBLIC HEARING ON CLERK FILE 314459

At 2:16 p.m., Council President Pro Tem Strauss opened the Public Hearing.

The following individuals addressed the Council regarding CF 314459:

Randall Olsen
Alison Van Gorp
Susan Davis
Melissa Wechsler
Maria Barrientos
David Tan

At 2:29 p.m., the Public Hearing was closed.

I. PAYMENT OF BILLS

- [CB 120217](#) **AN ORDINANCE appropriating money to pay certain audited claims for the week of October 25, 2021 through October 29, 2021 and ordering the payment thereof.**

Motion was made and duly seconded to pass Council Bill 120217.

The Motion carried, the Council Bill (CB) was passed by the following vote, and the President signed the Council Bill (CB):

In Favor: 7 - Herbold, Juarez, Lewis, Morales, Mosqueda, Pedersen, Strauss

Opposed: None

J. COMMITTEE REPORTS

Committee Reports were not presented at this meeting.

K. ADOPTION OF OTHER RESOLUTIONS

There were none.

L. OTHER BUSINESS

Motion was made, duly seconded and carried, to excuse Councilmember Strauss from the November 29, 2021 City Council meeting.

M. ADJOURNMENT

There being no further business to come before the Council, the meeting was adjourned at 2:36 p.m.

Linda Barron, Deputy City Clerk

Signed by me in Open Session, upon approval of the Council, on November 22, 2021.

M. Lorena González, Council President of the City Council

Monica Martinez Simmons, City Clerk



Legislation Text

File #: IRC 326, **Version:** 1

November 22, 2021



Introduction and Referral Calendar

List of proposed Council Bills (CB), Resolutions (Res), Appointments (Appt) and Clerk Files (CF) to be introduced and referred to a City Council committee

Record No.	Title	Committee Referral
<u>By: Mosqueda</u>		
1. CB 120229	AN ORDINANCE appropriating money to pay certain audited claims for the week of November 8, 2021 through November 12, 2021 and ordering the payment thereof.	City Council
<u>By: González</u>		
2. CB 120231	AN ORDINANCE relating to City employment; authorizing the execution of an agreement between The City of Seattle and Seattle Fire Chiefs Association, International Association of Fire Fighters (IAFF) Local 2898; and ratifying and confirming certain prior acts.	City Council
<u>By: González</u>		
3. CB 120232	AN ORDINANCE relating to City employment; authorizing the execution of a collective bargaining agreement between The City of Seattle and PROTEC17 Office of Emergency Management unit to be effective through December 31, 2021; and ratifying and confirming certain prior acts.	City Council
<u>By: Pedersen</u>		
4. CB 120230	AN ORDINANCE relating to the City Light Department, the Seattle Department of Parks and Recreation, and the Seattle Department of Transportation; declaring certain real property rights to be surplus to the needs of City Light; authorizing the General Manager and Chief Executive Officer of Seattle City Light to execute an easement agreement with King County, allowing the temporary use of a portion of City Light property to resolve the encroachment of an existing structure located on the west side of Boeing Field within the Northeast Quarter of Section 29 Township 24 N Range 4 E and the Southeast Quarter of Section 29 Township 24 N Range 4 E, and increasing the temporary use area authorized by Ordinance 126328 by approximately 207 square feet; and transferring jurisdiction of certain properties located in the Georgetown neighborhood in Section 29 Township 24 N, Range 4 E, from the City Light Department to the Seattle Department of Parks and Recreation and to the Seattle Department of Transportation.	Transportation and Utilities Committee

By: Pedersen

- | | | |
|------------------------------|--------------------------------------------------------------------------------------------------------------------------------------------------------------------------------------------------------------------------------------------------------------------------------------|----------------------------------------------|
| 5. CB 120233 | AN ORDINANCE relating to the City Light Department; directing the transfer of certain funds in the Light Fund into the Rate Stabilization Account in 2021; and amending Section 21.49.086 of the Seattle Municipal Code to simplify the operation of the Rate Stabilization Account. | Transportation and
Utilities
Committee |
|------------------------------|--------------------------------------------------------------------------------------------------------------------------------------------------------------------------------------------------------------------------------------------------------------------------------------|----------------------------------------------|

By: Pedersen

- | | | |
|------------------------------|------------------------------------------------------------------------------------------------------------------------------------------------------------------------------------------------------------------|----------------------------------------------|
| 6. Res 32030 | A RESOLUTION relating to the City Light Department; acknowledging and approving the City Light Department's adoption of a biennial energy conservation target for 2022-2023 and ten-year conservation potential. | Transportation and
Utilities
Committee |
|------------------------------|------------------------------------------------------------------------------------------------------------------------------------------------------------------------------------------------------------------|----------------------------------------------|

By: Pedersen

- | | | |
|------------------------------|----------------------------------------------------------------------------------------------------------------------------------------------------------------------------------------------------|----------------------------------------------|
| 7. Res 32031 | A RESOLUTION ratifying the 2021 Update to the Green/Duwamish and Central Puget Sound Watershed or Water Resource Inventory Area (WRIA 9) Salmon Habitat Plan, Making Our Watershed Fit for a King. | Transportation and
Utilities
Committee |
|------------------------------|----------------------------------------------------------------------------------------------------------------------------------------------------------------------------------------------------|----------------------------------------------|



Legislation Text

File #: CB 120229, **Version:** 1

CITY OF SEATTLE

ORDINANCE _____

COUNCIL BILL _____

AN ORDINANCE appropriating money to pay certain audited claims for the week of November 8, 2021 through November 12, 2021 and ordering the payment thereof.

BE IT ORDAINED BY THE CITY OF SEATTLE AS FOLLOWS:

Section 1. Payment of the sum of \$20,880,837.16 on PeopleSoft 9.2 mechanical warrants numbered 4100520373 - 4100521928 plus manual or cancellation issues for claims, E-Payables of \$96,720.87 on PeopleSoft 9.2 9100010600 - 9100010642 and Electronic Financial Transactions (EFT) in the amount of \$40,839,632.13 are presented for ratification by the City Council per RCW 42.24.180.

Section 2. Payment of the sum of \$51,548,370.92 on City General Salary Fund mechanical warrants numbered 51355119 - 51355772 plus manual warrants, agencies warrants, and direct deposits numbered 460001 - 462812 representing Gross Payrolls for payroll ending date November 9, 2021 as detailed in the Payroll Summary Report for claims against the City which were audited by the Auditing Committee and reported by said committee to the City Council November 18, 2021 consistent with appropriations heretofore made for such purpose from the appropriate Funds, is hereby approved.

Section 3. Any act consistent with the authority of this ordinance taken prior to its effective date is hereby ratified and confirmed.

Section 4. This ordinance shall take effect and be in force 30 days after its approval by the Mayor, but if not approved and returned by the Mayor within ten days after presentation, it shall take effect as provided by Seattle Municipal Code Section 1.04.020.

Passed by the City Council the 22nd day of November 2021, and signed by me in open session in authentication of its passage this 22nd day of November 2021.

President _____ of the City Council

Approved / returned unsigned / vetoed this _____ day of _____, 2021.

Jenny A. Durkan, Mayor

Filed by me this _____ day of _____, 2021.

Monica Martinez Simmons, City Clerk

(Seal)



Legislation Text

File #: CB 120210, **Version:** 1

CITY OF SEATTLE

ORDINANCE _____

COUNCIL BILL _____

AN ORDINANCE relating to the Department of Finance and Administrative Services; authorizing the Director of the Department of Finance and Administrative Services or the Director's designee to negotiate and execute a real property lease renewal with the United States Army for The City of Seattle's continued interim use and occupancy of 33.95 acres at the Fort Lawton Army Reserve Center; and ratifying and confirming certain prior acts.

WHEREAS, in 2005, the United State Congress authorized the closure of the Fort Lawton Army Reserve Center, located in the Magnolia neighborhood and adjacent to Discovery Park; and

WHEREAS, the United States Army has determined the Fort Lawton Army Reserve Center is surplus to the United States needs in accordance with the Defense Base Realignment and Closure (BRAC) Act; and

WHEREAS, since 2008, The City of Seattle (City) has worked with the Department of Defense, United States Army and federal Department of Housing and Urban Development (HUD) to consider options for the redevelopment and reuse of the Fort Lawton Army Reserve Center; and

WHEREAS, in 2017 the United States Army and the City executed a five-year lease for the Fort Lawton Army Reserve Center; and

WHEREAS, in consideration of the lease, the United States Army requires that the City assume all holding and caretaker costs associated with the Fort Lawton Army Reserve Center during the lease term and as further described in the lease; and

WHEREAS, the existing lease of the Fort Lawton Army Reserve Center expires on December 31, 2021, and both the Army and City find it in their mutual interest to renew the lease with similar lease terms; and

WHEREAS, City Council authorization is required because the square footage leased in one calendar year

exceeds the limitations under Seattle Municipal Code Section 3.127.020; NOW, THEREFORE,

BE IT ORDAINED BY THE CITY OF SEATTLE AS FOLLOWS:

Section 1. The Director of the Department of Finance and Administrative Services (Director), or the Director's designee, is authorized to execute, for and on behalf of the City of Seattle (City), a lease agreement with the Secretary of the United States Army, substantially in the form attached as Attachment 1 to this ordinance and identified as "Department of the Army Lease No. DADACA67-1-22-0500 under Base Realignment and Closure (BRAC) Fort Lawton Army Reserve Complex, King County, Washington," providing for the City's tenancy and occupancy of the real property located adjacent to Discovery Park in the Magnolia neighborhood in Seattle, Washington and legally described in Exhibit A to Attachment 1.

Section 2. The caretaking and maintenance costs required by the terms of the Lease Agreement, authorized in Section 1 of this ordinance, shall be paid by the Department of Finance and Administrative Services on behalf of the City and charged to the appropriate allowance(s) in the budget of the Department of Finance and Administrative Services and shall either be passed through to or reimbursed equally by the Office of Housing and Seattle Parks and Recreation.

Section 3. Any act consistent with the authority of this ordinance taken after its passage and prior to its effective date is ratified and confirmed.

Section 4. This ordinance shall take effect and be in force 30 days after its approval by the Mayor, but if not approved and returned by the Mayor within ten days after presentation, it shall take effect as provided by Seattle Municipal Code Section 1.04.020.

Passed by the City Council the _____ day of _____, 2021, and signed by
me in open session in authentication of its passage this _____ day of _____, 2021.

President _____ of the City Council

Approved / returned unsigned / vetoed this _____ day of _____, 2021.

Jenny A. Durkan, Mayor

Filed by me this _____ day of _____, 2021.

Monica Martinez Simmons, City Clerk

(Seal)

Attachments:

Attachment 1 - Fort Lawton Lease with Exhibits A-H

DEPARTMENT OF THE ARMY
LEASE NO. DACA67-1-22-0500
UNDER
BASE REALIGNMENT AND CLOSURE (BRAC)
Fort Lawton Army Reserve Complex
King County, Washington

THIS LEASE, made on behalf of the United States, between the **SECRETARY OF THE ARMY ("Lessor")**, and the **CITY OF SEATTLE ("Lessee")**, a municipal corporation of the State of Washington.

WITNESSETH:

That the Secretary of the Army, by the authority of Title 10, United States Code, Section 2667(g), and for the consideration hereinafter set forth, hereby leases to the Lessee the property legally described in Exhibit "A" and depicted in Exhibit "B" with buildings and structures identified in Exhibit "C", attached hereto and made a part hereof, hereinafter referred to as the "Leased Premises", within the Fort Lawton Army Reserve Complex, 4585 West Texas Way (Facility ID WA030, Robert R. Leisy USARC and Facility WA031, CAPT James R. Harvey USARC, 4510 and 4570 West Texas Way), Seattle, Washington.

THIS LEASE is granted subject to the following conditions:

1. AUTHORIZED REPRESENTATIVES

The Secretary of the Army, the "Lessor", may act by and through the Commander, Seattle District (District Engineer) or his successor. The District Engineer may also act by and through his duly authorized representatives. Except as otherwise specifically provided, any reference herein to "Lessor," "District Engineer," or "said officer" shall include their duly authorized representatives. The Lessee also may act by and through duly authorized representatives. Any reference to "Lessee" shall include any assignees, or successors and their duly authorized representatives.

2. USE OF THE LEASED PREMISES

a. The primary purpose for which the entire Leased Premises is to be used, in the absence of prior written approval of the Lessor for any other use, is for administration, training, storage and minor maintenance.

Fort Lawton, WA
Lease No. DACA67-1-22-0500

b. All uses of the Leased Premises are nonexclusive, but only to the extent of any required actions by the Lessor in accordance with Base Realignment and Closure responsibilities "BRAC". All aspects of use by the Lessee are further subject to the conditions, restrictions, and notifications in the Environmental Protection Provisions in **Exhibit "D"**.

c. The Lessor, in the Lessor's sole discretion, must approve any change to the uses of the Leased Premises set forth in **Section 2. a**. Prior to approval of any changes in use requested by the Lessee, the Lessee shall furnish, at the Lessee's expense, any additional environmental analyses and documentation deemed necessary by the Lessor to comply with the National Environmental Policy Act of 1969, as amended, and implementing regulations, and other applicable environmental laws and regulations. In granting approval for the change in use, the Lessor reserves the right to impose such additional environmental protection provisions and restrictions as the Lessor deems appropriate.

3. TERM

The Premises are leased for a term of one (1) base year, with four (4) one (1) year options. Provided that this Lease is signed by each party, the term shall begin on 1 January 2022 and end 31 December 2022. If Lessee intends to exercise any of the one (1) year options, Lessee shall give at least ninety (90) days' written notice in the manner prescribed in **Section 6 Notices**, before the end of the Lease term. The term may end if the Lessor or the Lessee shall give notice of termination in accordance with **Section 6 Notices** and under one or more of the conditions described in **Section 4 Termination, Default, Relinquishment, and Remedies**; however, in no event shall the term extend beyond 31 December 2026, if all the option years are exercised.

4. TERMINATION, DEFAULT, REMEDIES AND RELINQUISHMENT

a. Termination.

(1) In the event of Lessor's decision to convey the Leased Premises, or a portion thereof, to the Lessee or to a third party, this Lease shall terminate as to that portion of the Leased Premises so conveyed effective upon the date conveyed, provided the lessor shall give the Lessee thirty (30) days or more notice prior to the effective date.

(2) In the event of Lessee's default, including but not limited to one or more of the events described in **Section 4.b**, the Lessor may terminate this lease.

(3) The Lessor may terminate this Lease in the event of a national emergency declared by the President or the Congress of the United States.

(4) The Lessor may also terminate this Lease effective with no less than sixty (60) days' notice for any of the following reasons:

(i) The Lessee has not submitted a request to the Army for the City acquisition of the appropriate portions of the Lease Premises within sixty (60) days of receipt of Federal Department of Housing and Urban Development (HUD) approval of the Redevelopment Plan.

(ii) The Lessee has not provided the Army with adequate surveys for the appropriate portions of the Leased Premises with one hundred twenty (120) days of receipt of the HUD approval of the Redevelopment Plan.

(5) The Lessor shall not terminate this lease if the City fails to meet either condition under Subsection 4.a. (4) (i) or (ii) above as the result of an event of force majeure (as defined in Section 34).

b. Default. The following events shall be deemed to be events of default by the Lessee under this Lease:

(1) Lessee fails to comply with any condition, provision, covenant, or warranty made under this Lease by Lessee and does not cure such failure within sixty (60) days after written notice thereof to Lessee, unless said failure to comply results from the violation of any federal, state, or local law or regulation, in which case the cure period and any extension thereof given by the federal, state, or local governmental agency authorized to enforce such law shall apply.

(2) Lessee becomes insolvent, or makes a transfer in fraud of creditors, or makes an assignment for the benefit of creditors.

(3) Lessee files a petition under any Section or Chapter of the United States Bankruptcy Code, as amended, or under any similar law or statute of the United States or any State thereof, or there is filed against the Lessee a petition for reorganization or for an insolvency or a similar proceeding filed against Lessee.

(4) A receiver or trustee is appointed for all, or substantially all, of the assets of the Lessee.

(5) Lessee does or permits to be done anything which creates a lien upon the Leased Premises, unless such lien is discharged or otherwise satisfied by a bond or other appropriate mechanism, within sixty (60) days of its imposition.

c. Remedies Upon termination, except for the reason set forth in Section 4.a.(1) the Lessee shall immediately surrender the Leased Premises to Lessor, and if Lessee

fails to do so. Lessor may, without prejudice to any other remedy which it may have for possession or arrearages in rent, enter upon and take possession of the Leased Premises and expel or remove Lessee and any other person who may be occupying said Leased Premises or any part thereof, without being liable for any claim of damages; therefore, Lessee hereby agreeing to pay to Lessor on demand the amount of all loss and damage which Lessor may suffer by reason of such termination. Pursuit of any of the foregoing remedies shall not preclude pursuit of any other remedy herein provided, including closure of the Leased Premises or temporary suspension of activities under the Lease, or any other remedy provided by law or at equity, nor shall pursuit of any remedy herein provided constitute an election of remedies, thereby excluding the later election of an alternate remedy. Forbearance by Lessor to enforce one or more of the remedies herein provided shall not be deemed or construed to constitute a waiver of such remedies.

Lessee agrees to pay to Lessor all costs and expenses incurred by Lessor in the enforcement of this Lease, including, without limitation, the reasonable fees of Lessor's attorneys when such attorneys are employed by Lessor to effect collection of any sums due hereunder or to enforce any right or remedy of Lessor.

d. Relinquishment. This Lease may be terminated or relinquished by the Lessee by giving thirty (30) days prior written notice to the District Engineer, in the manner prescribed in **Section 6 Notices**.

5. CONSIDERATION

a. The consideration for this Lease is the operation, caretaker, custody, security, and maintenance of the Leased Premises by the Lessee for the benefit of the United States and the general public in accordance with the conditions herein set forth. This obligation includes maintenance of the Leased Premises in accordance with City of Seattle Department of Parks and Recreation Landscape, Horticulture and Urban Forestry Best Practices-September 1999 and the payment of stormwater assessments and any other related fees from King County associated with the Leased Premises during the Lease term. The Lessee shall work with the King County Assessor's Offices to have the annual stormwater assessment notices for the Leased Premises sent directly to the Lessee. Lessee will provide the Lessor with copies of statements indicating payment of the stormwater assessments within thirty (30) days of receipt. Copies of payment statements shall be sent to the Army Corps of Engineers, Seattle District, Real Estate Division, ATTN: CENWS-RE-TR, 4735 East Marginal Way South, Bldg. 1202, Seattle, WA 98124-2388. Payment of the annual stormwater assessment for any portion of the Lease term that is less than an entire calendar year shall be on a prorated basis.

b. All monies received by the Lessee from operations conducted on the Leased Premises shall be utilized by the Lessee for the protection, operation, maintenance, repair, and costs related to the protection and preservation of the Leased Premises. The Lessee shall provide an annual statement of receipts and expenditures to the District Engineer. The Lessor shall have the right to perform audits or to require the Lessee to audit the records and accounts of the Lessee in accordance with auditing standards and procedures promulgated by the American Institute of Certified Public Accountants or by the state and furnish the Lessor with the results of such an audit.

6. NOTICES

All correspondence and notices given pursuant to this Lease shall be addressed, if to the Lessee, to the City of Seattle, Department of Finance and Administrative Services, Seattle Municipal Tower, 700 Fifth Avenue, Suite 5200, or P. O. Box 94689, Seattle, WA 98124-4689, and if to the United States, to District Engineer, Attention: USACE, Seattle District Corps of Engineers, CENWS-RE, 4735 East Marginal Way South, Bldg. 1202 Seattle, WA, 98134-2388, or as may from time to time otherwise be directed by the parties. The service of the notice shall be deemed complete upon the receipt of said notice, or the refusal thereof, by the applicable party.

7. SUPERVISION OF THE LEASED PREMISES

The use and occupation of the Leased Premises shall be subject to the general supervision and approval of the Army Base Realignment and Closure Branch, Environmental Division (DAIN-ISE), Installation Services Directorate, Office of Deputy Chief of Staff, G-9 hereinafter also referred to as "said officer", and to such rules and regulations as may be prescribed from time to time by said officer, all consistent with and in furtherance of the terms of this Lease.

8. APPLICABLE LAWS AND REGULATIONS

a. The Lessee shall comply with all applicable Federal, state, and local laws, ordinances, regulations, and standards that are or may become applicable to their activities on the Leased Premises.

b. Additional compliance conditions are included in **Section 21 Environmental Protection**.

9. CONDITION OF THE LEASED PREMISES

a. No warranties either expressed or implied are given with regard to the condition of the Leased Premises, including, without limitation, whether the Leased Premises does or does not contain asbestos or lead-based paint. The Lessee shall be deemed to have relied solely on its own judgment in assessing the overall condition of all or any portion of the Leased Premises, including, without limitation, any asbestos,

lead-based paint, or other conditions on the Leased Premises. The failure of the Lessee to inspect, or to exercise due diligence to be fully informed as to the condition of all or any portion of the Leased Premises offered, will not constitute grounds for any claim or demand against the United States.

b. The Lessee acknowledges that it has inspected the Leased Premises, knows its condition, and understands that the same is leased in an "as is" and "where is" condition, without any representations or warranties whatsoever and without obligation on the part of the United States to make any alterations, repairs, or additions thereto, except as may be specifically provided herein.

c. Environmental Condition of Property. An Environmental Condition of Property (ECP) report was prepared in September 2007 and supplemented by an ECP update report in April 2013 and an ECP recertification in June of 2016, and an ECP Update (ECP-U) Report in August 2021. The Lessee has had the opportunity to conduct an environmental survey of the Leased Premises to verify the observable environmental conditions, prior to the execution of this Lease. At the expiration, revocation, or termination of this Lease, the Lessor and the Lessee will jointly conduct an environmental condition close-out survey using the ECP Report, the update, and the recertification to ascertain any changes in the environmental condition of the Leased Premises. If the Lessee refuses to participate in the close-out survey, then the Lessor will conduct the close-out survey at the Lessee's expense and provide a copy to the Lessee. Environmentally significant changes will be documented as an update to the ECP Report, and the Lessee will be required to make suitable compensation to the extent the changed conditions are due to the Lessee's use and occupancy. The ECP Report, the update and the recertification will constitute the basis for settlement by the parties and determining any environmental restoration requirements to be completed by the Lessee in accordance with Section 15 Restoration.

d. Physical Condition of Property. The Lessee has had the opportunity to conduct an inventory and physical condition survey of the Leased Premises to ascertain the components and physical condition of the property, including vegetation, drainages, structures, utilities, and other appurtenances and fixtures on the Leased Premises, a list of which is attached as Exhibit "C". The results of that survey are identified in the attached Joint Survey and Inspection of Physical Condition, Exhibit "E". At the expiration or termination of this Lease, the Lessor and the Lessee will jointly conduct an inventory and physical condition close-out survey to ascertain any changes in the physical condition of the Leased Premises. If the Lessee refuses to participate in the inventory and physical condition close-out survey, then the Lessor will conduct the close-out survey at the Lessee's expense and provide a copy to the Lessee. The findings of the inventory and physical condition close-out survey will constitute the basis for settlement

by the parties for the restoration, in accordance with Section 15 Restoration, of any leased property shown to be lost, damaged, or destroyed during the Lease term.

10. COST OF UTILITIES

a. The Lessee shall pay the cost, as determined by the officer having jurisdiction over the Leased Premises, of producing and/or supplying any utilities and other services furnished by the government or through government-owned facilities for the use of the Lessee, including the Lessee's proportionate share of the cost of operation and maintenance of the government-owned facilities by which such utilities or services are produced or supplied. Payment to Lessor shall be made in a manner prescribed by the Lessors' Officer having such jurisdiction.

b. The Lessee has the option of obtaining utility services directly from local utility providers. The Lessor reserves the right to require the Lessee to install separate meters at its own expense for these services and require Lessee to obtain service in its own name. The Lessee shall pay for utilities on a prorated basis until meters are installed. The Lessor shall be under no obligation to furnish utilities or services; however, prior to terminating services to Lessee, Lessee shall be provided with reasonable notice and opportunity to obtain and install utility services from a commercial provider.

11. PROTECTION OF PROPERTY

The Lessee shall keep the Leased Premises in good order and in a clean, safe condition by and at the expense of the Lessee. The Lessee shall be responsible for any damage that may be caused to property of the United States by the activities of the Lessee under this Lease and shall exercise due diligence in the protection of all property located on the Leased Premises against fire or damage from any and all other causes. If the Leased Premises are destroyed or damaged in whole or in part because of Lessee's use, Lessee shall repair or replace the Leased Premises to its prior condition, normal wear and tear excepted; unless said officer determines that Lessee may pay the cost to repair or replace the Leased Premises, except personal property, to a condition satisfactory to said officer.

12. INSURANCE

a. As to those structures and improvements on the Leased Premises constructed by or owned by the United States, for such periods as the Lessee is in possession of the Leased Premises pursuant to the terms and conditions of this Lease, the Lessee shall procure and maintain at the Lessee's cost a standard fire and extended coverage insurance policy or policies on the Leased Premises to the full insurable value thereof. The Lessee shall procure such insurance from a reputable company or companies. The insurance policy shall provide that in the event of loss thereunder, the proceeds of the policy or policies, at the election of the United States, shall be payable to the Lessee to

Fort Lawton, WA
Lease No. DACA67-1-22-0500

be used solely for the repair, restoration or replacement of the property damaged or destroyed, and any balance of the proceeds not required for such repair, restoration or replacement shall be paid to the United States. If the United States does not elect by notice in writing to the insurer within sixty (60) days after the damage or destruction occurs to have the proceeds paid to the Lessee for the purposes hereinabove set forth, then such proceeds shall be paid to the United States, provided however that the insurer, after payment of any proceeds to the Lessee in accordance with the provision of the policy or policies, shall have no obligation or liability with respect to the use or disposition of the proceeds by the Lessee. Nothing herein contained shall be construed as an obligation upon the United States to repair, restore or replace the Leased Premises or any part thereof should it be diminished in value, damaged, or destroyed.

b. The Lessee shall require that the insurance company give the District Engineer thirty (30) days written notice of any cancellation or change in such insurance in the manner prescribed in Section 6 Notices. The District Engineer may require closure of any or all the Leased Premises during any period for which the Lessee does not have the required insurance coverage. The Lessee shall require its insurance company to furnish to the District Engineer, certificates of insurance evidencing the purchase of such insurance.

13. RIGHT TO ENTER

a. The United States, its officers, agents and employees, reserve a right to enter upon the Leased Premises at any time and for any purpose necessary or convenient in connection with U.S. government purposes; to make inspections, to make any other use of the lands as may be necessary in connection with U.S. Government purposes, and the Lessee shall have no claim for damages on account thereof against the United States or any officer, agent, or employee thereof, except as may be authorized under the Federal Tort Claims Act or other applicable law.

b. Additional rights to enter are reserved in **Section 21 Environmental Protection**.

14. INDEMNITY AND HOLD HARMLESS

a. To the extent permitted by law, the Lessee agrees to assume all risks of all loss or damage to property and injury or death to persons by reason of or incident to its possession and/or use of the Leased Premises or the activities conducted under this Lease. The Lessee expressly waives all claims against the United States of America for any such loss, damage, personal injury, or death caused by or occurring as a consequence of possession and/or use of the Leased Premises by the Lessee. The Lessee, to the extent authorized by applicable law further agrees to indemnify and hold harmless the Army, its officers, agents, and employees, from and against all suits,

claims, demands or actions, liabilities, judgments, costs, and attorneys' fees arising out of, or in any manner predicated upon, personal injury, death, or property damage resulting from, related to, caused by, or arising out of the possession and/or use of the Leased Premises by the Lessee. The Army will give the Lessee notice of any claim against it covered by this indemnity as soon after learning of such claim as practicable.

b. The Lessee shall indemnify and hold harmless the United States of America from any costs, expenses, liabilities, fines, or penalties resulting from any discharges, releases, emissions, spills, storage, disposal, or any other action caused by the Lessee which gives rise to any claim or action to determine if the United States of America has any potential liability, civil or criminal, or responsibility under Federal, state, or local environmental laws.

c. The obligations of the Lessee under this Section 14 shall survive the expiration or termination of the Lease and any conveyance of the Leased Premises. The Lessee's obligation hereunder shall apply whenever the United States of America incurs costs or liabilities for the Lessee actions giving rise to liability under this section, except as limited by law.

d. The Lessee shall be responsible for any costs, expenses, liabilities, fines, or penalties under Federal state or local environmental laws, resulting from discharges, release, emissions, spills, storage, or disposal of hazardous substances caused by Lessee activities on the Leased Premises during the term of the Lease.

15. RESTORATION

a. Except in case of termination under Section 4.a.(I), on or before the expiration of this Lease or its termination by the Lessor or relinquishment by the Lessee, the Lessee shall vacate the Leased Premises, remove the property of the Lessee, and restore the Leased Premises to a condition existing as of term commencement, ordinary wear and tear excepted, as reasonably determined by said officer within such time as the said officer may designate. If the Lessee shall fail or neglect to remove said property and restore the Leased Premises, then, at the option of the said officer, the property shall either become the property of the United States without compensation therefor, or the said officer may cause the property to be removed and no claim for damages against the United States or its officers or agents shall be created by or made on account of such removal and restoration work. The Lessee shall also pay the United States on demand any sum which may be expended by the United States after the expiration, relinquishment, or termination of this Lease in restoring the Leased Premises to its condition as of the time of this Lease, provided Lessor-approved modifications and normal wear and tear are excepted.

b. During the previous Lease to Lessee DACA67-1-17-27 (effective 1 January 2017 through 31 December 2021), a fire occurred on 22 January 2018 at Harvey Hall, in the auditorium, which resulted in damages estimated at \$110,000. Per **Section 11, Protection of Property**, Lessee is required to repair or replace the Leased Premises to its prior condition or pay the cost to Lessor. At the time of the fire, Lessor and Lessee agreed to defer payment until such time as Lessee either accepted the property by fee conveyance, in which case Lessor would forgive the debt, or Lessee terminated conveyance negotiations and the Lease, at which time, Lessee would pay Lessor the damages owing. Lessee shall pay for any damages owing to Lessor upon early termination of this Lease or failure to complete fee conveyance at the end of the Lease.

16. NON-DISCRIMINATION

a. The Lessee shall not discriminate against any person or persons or exclude them from participation in the Lessee's operations, programs, or activities conducted on the Leased Premises because of race, color, religion, sex, age, handicap, or national origin.

b. The Lessee, by acceptance of this Lease, is receiving a type of Federal assistance and, therefore, hereby gives assurance that it will comply with the provisions of Title VI of the Civil Rights Act of 1964, as amended (42 U.S.C. § 2000d); the Age Discrimination Act of 1975 (42 U.S.C. § 6102); the Rehabilitation Act of 1973, as amended (29 U.S.C. § 794); and all requirements imposed by or pursuant to the Directive of the Department of Defense (32 CFR Part 300).

17. SUBJECT TO EASEMENTS

This Lease is subject to all existing easements, or those subsequently granted as well as established access routes for roadways and utilities located, or to be located, on the Leased Premises, provided that the proposed grant of any new easement or route will be coordinated with the Lessee, and easements will not be granted which will, in the opinion of the District Commander, interfere with the current use of the Leased Premises by the Lessee.

18. PROHIBITED USES

a. The Lessee shall not permit gambling on the Leased Premises, except for state lottery tickets in accordance with applicable state and local laws and regulations, or install or operate, or permit to be installed or operated thereon, any device which is illegal; or use the Leased Premises or permit it to be used for any illegal business or purpose. There shall not be conducted on or permitted upon the Leased Premises any activity which constitutes a nuisance.

b. The Lessee shall not construct or place any structure, improvement, or advertising sign or allow or permit such construction or placement without prior written approval of the District Engineer.

c. The Lessee shall not sell, store, or dispense, or permit the sale, storage, or dispensing of beer or other intoxicating liquors on the Leased Premises.

d. The Lessee shall not construct or operate any mobile or temporary fuel storage or dispensing facility and shall use designated existing facilities for storage of small fuel quantities in accordance with State and Federal regulations. Lessee shall not utilize the property for commercial vehicle parking except as necessary for the permitted uses described in **Section 2 Use of the Leased Premises**.

e. The Lessee shall not conduct any destructive police training on or in any buildings of the Leased premises.

f. See additional Use Restrictions in the Environmental Protection Provisions, **Exhibit "D"**.

g. The Lessee shall not transfer, assign, license or sublease the Leased Premises, without prior written approval by the District Engineer.

19. WASTE OF NATURAL RESOURCES

The Lessee shall cut no timber, conduct no mining operations, remove no sand, gravel, or kindred substances from the ground, commit no waste of any kind, nor in any manner substantially change the contour or condition of the Leased Premises except as authorized in writing by the Lessor. However, the Lessee may cut trees which pose a danger or could impact existing infrastructure as a part of normal grounds maintenance.

20. DISPUTES CLAUSE

a. Except as provided in the Contract Disputes Act of 1978 (41 U.S.C. 7101-7109) as amended, (the Act), all disputes arising under or relating to this Lease shall be resolved under this clause and the provisions of the Act.

b. "Claim", as used in this clause, means a written demand or written assertion by the Lessee seeking, as a matter of right, the payment of money in a sum certain, the adjustment of interpretation of Lease terms, or other relief arising under this Lease. A claim arising under this Lease, unlike a claim relating to this Lease, is a claim that can be resolved under a lease clause that provides for the relief sought by the Lessee. However, a written demand or written assertion by the Lessee seeking the payment of money exceeding \$100,000 is not a claim under the Act until certified as required by subparagraph c. (2) below.

c. See below:

Fort Lawton, WA
Lease No. DACA67-1-22-0500

(1) A claim by the Lessee shall be made in writing and submitted to the District Engineer for a written decision. A claim by the Government against the Lessee shall be made in writing and shall have a written response by the Director of Finance and Administrative Services of the Lessee.

(2) For Lessee claims exceeding \$100,000, the Lessee shall submit with the claim a certification that:

- (i) the claim is made in good faith; and
- (ii) supporting data are accurate and complete to the best of the Lessee's knowledge and belief; and
- (iii) the amount requested accurately reflects the Lease adjustment for which the Lessee believes the Lessor is liable.

(3) If the Lessee is an individual, the certificate shall be executed by that individual. If the Lessee is not an individual, the certification shall be executed by:

- (i) a senior company official in charge of the Lessee's location involved; or
- (ii) an officer or general partner of the Lessee having overall responsibility of the conduct of the Lessee's affairs.

d. For Lessee claims of \$100,000 or less, the District Engineer must, if requested in writing by the Lessee, render a decision within 60 days of the request. For Lessee-certified claims over \$100,000, the District Engineer must, within 60 days, decide the claim or notify the Lessee of the date by which the decision will be made.

e. The District Engineer's decision shall be final unless the Lessee appeals or files a suit as provided in the Act.

f. At the time a claim by the Lessee is submitted to the District Engineer or a claim by the Government is presented to the Lessee, the parties, by mutual consent, may agree to use alternative means of dispute resolution. When using alternate dispute resolution procedures, any claim, regardless of amount, shall be accompanied by the certificate described in sub condition c. (2) of this condition, and be executed in accordance with sub condition c. (3) of this condition.

g. The Government shall pay interest, or the amount found due and unpaid by the Lessor from:

- (1) the date the District Engineer received the claim (properly certified if required),

or

(2) the date payment otherwise would be due, if that date is later, until the date of payment. Simple interest on claims shall be paid at the rate, fixed by the Secretary of the Treasury as provided in the Act, which is applicable to the period during which the District Engineer receives the claim and then at the rate applicable for each six-month period as fixed by the Treasury Secretary during the pendency of the claim.

h. The Lessee shall proceed diligently with the performance of the Lease, pending final resolution of any request for relief, claim, or action arising under the Lease, and comply with any decision of the District Engineer.

i. The process for submitting and determining a claim as set forth in Subsections 20.c through 20.h above shall only apply to a claim from the Lessee against the Lessor.

21. ENVIRONMENTAL PROTECTION

a. The Lessee will use all reasonable means available to protect the environment and natural resources, and where damage nonetheless occurs from activities of the Lessee, the Lessee shall be liable to remediate the environment and/or restore the damaged. The Lessee shall not disrupt, damage, obstruct, or impede environmental restoration work, operations, or facilities on the Leased Premises. The Lessee shall indemnify the Lessor, to the extent authorized by applicable law, for any costs incurred as a result of Lessee's breach of this provision. The Lessee must obtain approval in writing from said officer, as identified in **Section 7 Supervision of Leased Premises**, before any pesticides or herbicides are applied to the Leased Premises.

b. The Lessee shall be solely responsible for obtaining at its cost and expense any regulatory or environmental permits required for its operations under the Lease, independent of any existing permits. The Lessee shall be required to obtain its own EPA Identification Number, if applicable.

c. The Lessor's rights under this Lease specifically include the right of Government officials to inspect, upon reasonable notice, the Leased Premises for compliance with environmental, safety, and occupational health laws and regulations, whether or not the Government is responsible for enforcing them. Such inspections are without prejudice to the right of duly constituted enforcement officials to make such inspections. The Lessor normally will give the Lessee twenty-four (24) hours prior notice of its intention to enter the Leased Premises unless it determines the entry is required for safety, environmental operations, or security purposes. The Lessee shall have no claim on account of any such entry against the Lessor or any officer, agent, employee, or contractor thereof.

d. The Government, its officers, agents, employees, contractors, and subcontractors have the right, upon reasonable notice to the Lessee, to enter upon the Leased Premises for the purposes enumerated in this condition;

(1) to conduct investigations and surveys, including, where necessary, drilling, soil and water sampling, test pitting, testing soil borings, and other environmental investigations;

(2) to inspect field activities of the Lessor and its employees, agents, contractors, and subcontractors for environmental compliance;

(3) to construct, operate, maintain, or undertake any other response or remedial action.

e. Any inspection, survey, investigation, or other response or remedial action will, to the extent practical, be coordinated with representatives designated by the Lessee. The Lessee shall have no claim on account of such entries against the United States or any officer, agent, employee, contractor, or subcontractor thereof, except as may be authorized under other applicable law. In addition, the Lessee shall comply with all applicable Federal, state, and local occupational safety and health regulations.

f. The Lessee shall not store or dispose of any toxic or hazardous materials on the Leased Premises unless authorized pursuant to 10 U.S.C. 2692. The Lessee shall strictly comply with the hazardous waste requirements under Resource Conservation and Recovery Act (RCRA), or its Washington State Department of Ecology (WSDOE) equivalent. Except as specifically authorized by the Lessor in writing, the Lessee must provide at its own expense hazardous waste management facilities, complying with all laws and regulations. Lessor hazardous waste management facilities will not be available to the Lessee. Any violation of the requirements of this condition shall be deemed a material breach of this Lease.

g. Also see the conditions, restrictions, and notifications in **Exhibit "D"**.

22. HAZARDOUS SUBSTANCES NOTICE

To the extent such information is available on the basis of a complete search of Lessor's files, notice regarding hazardous substances stored for one year or more, known to have been released or disposed of on the Leased Premises, is provided in the Environmental Condition of Property (ECP). The Lessee should consult the ECP for more detailed information.

23. SITE SPECIFIC CONDITIONS AND RESTRICTIONS

a. If used by the Lessee, any herbicides and pesticides must be approved by Federal, state, and local laws and regulations. In addition, the use, permitting,

Fort Lawton, WA
Lease No. DACA67-1-22-0500

application, reporting and disposal of these agents are required to be in accordance with these laws.

b. Maintenance of the buildings and grounds of the Leased Premises shall be performed in conformance with the City of Seattle Parks and Recreation Landscape, Horticulture and Urban Forestry Best Management Practices-September 1999.

c. All maintenance requested by Lessee on the Leased Premises is the sole responsibility of the Lessee and must be funded by the Lessee. If maintenance is provided by the Lessor or a Lessor sub-contractor at Lessee's request, the Lessee shall reimburse the Lessor directly following the completion of services. The costs for those services will be equal to the Lessor's cost.

d. If it is necessary for the Lessee to access the Leased Premises through the Fort Lawton Cemetery Gate, access will be restricted to the area immediately adjacent to the fence along the southern boundary of the cemetery.

e. All equipment on site and in buildings such as generators, space heaters, fans, wire cages, etc., and non-attached personal property such as desks, chairs, curtains, shelves, and other furniture is considered property of the Federal Government and is not to be removed from the Leased Premises. Requests to relocate and use these items off the Leased Premises should be addressed to the District Engineer.

24. HISTORIC PRESERVATION

The Lessee shall not remove or disturb, or cause or permit to be removed or disturbed, any historical, archaeological, architectural, or other cultural artifacts, relics, remains, or objects of antiquity located or discovered on the Leased Premises. In the event such items are discovered on the Leased Premises, the Lessee shall immediately notify said officer and protect the site and the material from further disturbance until said officer gives clearance to proceed.

25. SOIL AND WATER CONSERVATION

The Lessee shall maintain, in a manner satisfactory to said officer, all soil and water conservation structures that may be in existence upon said Leased Premises at the beginning of, or that may be constructed by the Lessee during the term of this Lease, and the Lessee shall take appropriate measures to prevent or control soil erosion within the Leased Premises. Any soil erosion occurring outside the Leased Premises resulting from the activities of the Lessee shall be corrected by the Lessee as directed by the said officer.

26. TAXES

Any and all taxes imposed by the state or its political subdivisions upon the property or interest of the Lessee in the Leased Premises shall be paid promptly by the Lessee. If and to the extent that the property owned by the United States is later made taxable by state or local governments under an Act of Congress, the Lease shall be renegotiated.

27. COVENANT AGAINST CONTINGENT FEES

The Lessee warrants that no person or selling agency has been employed or retained to solicit or secure this Lease upon an agreement or understanding for a commission, percentage, brokerage, or contingent fee, except bona fide employees or established commercial or selling agencies maintained by the Lessee for the purpose of securing business. For breach or violation of this warranty, the United States shall have the right to annul this Lease without liability or, in its discretion, to require the Lessee to pay, in addition to the Lease rental or consideration, the full amount of such commission, percentage, brokerage, or contingent fee.

28. OFFICIALS NOT TO BENEFIT

No member of or delegate to Congress or resident commissioner shall be admitted to any share or part of this Lease or to any benefits to arise therefrom. However, nothing herein contained shall be construed to extend to any incorporated company if this Lease is for the general benefit of such corporation or company.

29. MODIFICATIONS

This Lease contains the entire agreement between the parties hereto, and no modification of this agreement, or waiver, or consent hereunder shall be valid unless the same be in writing, signed by the parties to be bound or by a duly authorized representative, and this provision shall apply to this condition as well as all other conditions of this Lease.

30. NO COMMITMENTS FOR FUTURE USE

This Lease does not commit the United States to any renewals of the use authorized herein beyond the extension of the term, if provided for in the Condition on TERM or to any future reuse or disposal and does not create any right or expectation for the Lessee to acquire the leased property.

31. DISCLAIMER

This Lease is effective only insofar as the rights of the United States in the Leased Premises are concerned; and the Lessee shall obtain any permit or license which may be required by applicable Federal, state, or local statute in connection with the use of the Leased Premises. It is understood that the granting of this Lease does

Fort Lawton, WA
Lease No. DACA67-1-22-0500

not preclude the necessity of obtaining a Department of the Army permit for activities which involve the discharge of dredge or fill material or the placement of fixed structures in the waters of the United States, pursuant to the provisions of Section 10 of the Rivers and Harbors Act of March 3, 1899 (33 U.S.C. 403), and Section 404 of the Clean Waters Act (33 U.S.C. 1344).

32. AVAILABILITY OF FUNDS

The Lessor's obligation to pay or reimburse any money under this Lease is subject to the availability of appropriated funds, and nothing in this Lease shall be interpreted to require obligations or payments by the United States in violation of the Anti-Deficiency Act, provided that the Lessor shall otherwise comply with applicable statutory requirements and its obligations under the terms of this Lease.

33. IMPROVEMENTS TO LEASE PREMISES

a. The Lessee may make improvements to the Leased Premises:

(1) upon prior written consent of the Lessor;

(2) said improvements are undertaken or constructed in a good and workmanlike manner and in accordance with all requirements of applicable Federal, state, and local ordinances and with the rules, regulations and requirements of all departments, boards, bureaus, officials, and authorities having jurisdiction thereover.

(3) said improvements will not preclude the use of the Leased Premises for purposes anticipated by disposal-related documentation prepared to satisfy the requirements of the National Environmental Policy Act of 1969, as amended, which documentation may include, without limitation, a Record of Environmental Consideration, or an Environmental Assessment, or by the Reuse Plan; and

(4) all necessary permits for such improvements shall be obtained by the Lessee.

b. If required by applicable law, the Lessor agrees to cooperate with the Lessee and to execute any documents or permits reasonably required for the undertaking by the Lessee of any such improvements, provided that the Lessee shall discharge any expense or liability of the Lessor in connection therewith.

c. The Lessee shall provide to the Lessor, at the Lessee's expense, upon receipt thereof by the Lessee, copies of all permits, certificates of occupancy, and other approvals, including copies of all plans submitted in connection therewith, obtained from governmental authorities in connection with the use and occupancy of such building or improvement.

d. This provision shall not apply to the performance of routine maintenance activities at the Leased Premises by the Lessee.

34. FORCE MAJEURE

Neither Lessor nor Lessee shall be deemed in default under this Lease, nor liable for damages, nor subject to termination, for failure to perform duties or obligations or meet conditions under this Lease if such failure is arising from any natural cause or event beyond a party's reasonable control, including, but not limited to, an act of nature, fire, flood, windstorm, or earthquake, or delay caused by third-party challenges, actions or lawsuits but not including strike or labor disturbance, civil commotion, or delay in transportation. In no event, shall this clause operate to extend the term of this lease.

35. SPECIAL CONDITIONS

The Leased Premises is subject to completed and ongoing Environmental Restoration work and operating CERCLA Remedies. The Grantee shall not conduct or allow any sub-tenants, agents, or assigns to conduct any excavation, digging, trenching, new construction, demolition work or any type of soil disturbing activities without the expressed written consent of the Real Estate Contracting Officer, in the manner prescribed in **Section 6 Notices**.

36. EXHIBITS

Listed Exhibits are incorporated and made a part of this Lease:

Exhibit "A" – Legal Description

Exhibit "B" – Map & Tax Parcel Information

Exhibit "C" – Fixtures, appurtenances, and improvements

Exhibit "D" – Environmental Protection Provisions

Exhibit "E" – Joint Survey of Physical Condition

Exhibit "F" – Executive Order 13658

Exhibit "G" – Executive Order 13706

Exhibit "H" – Executive Order 14042

THIS LEASE is not subject to Title 10, United States Code, Section 2662, as amended.

IN WITNESS WHEREOF, I have hereunto set my hand by authority of the
Secretary of the Army this _____ day of _____ 2021.

TODD L. CZARNECKI

District Chief, Real Estate Division

Real Estate Contracting Officer

THIS LEASE is also executed by the Lessee this _____ day of
_____ 2021.

THE CITY OF SEATTLE

A Municipal Corporation of the
State of Washington

Signature

Printed Name

Title

Fort Lawton, WA
Lease No. DACA67-1-22-0500

Exhibit "A"

LEGAL DESCRIPTION

Two parcels of land lying in Sections 10 and 15 of Township 25 North, Range 3 East, Willamette Meridian, King County, Washington, described as follows:

Parcel 1:

Commencing at a tack in lead 7.33 feet northerly of a City of Seattle Monument located in the intersection of West Government Way and 36th Avenue West centerlines; thence north 01°17'08" east, a distance of 35.00 feet to the **Point of Beginning**;

Thence south 83°35'50" west, a distance of 52.05 feet to a point known as "R-3";

Thence south 84°30'07" west, a distance of 70.00 feet to a point known as "R-4";

Thence north 01°55'27" east, a distance of 309.75 feet to a point known as "R-2";

Thence north 86°43'56" west, a distance of 236.56 feet to a point known as "D1-2";

Thence north 86°49'36" west, a distance of 294.11 feet to a Monument stamped "APS-8";

Thence north 25°01'24" east, a distance of 115.05 feet to a Monument stamped "APS-5";

Thence south 88°58'28" east, a distance of 312.78 feet to a Monument stamped "APS-4";

Thence north 01°07'03" east, a distance of 231.81 feet to a Monument stamped "APS-3";

Thence south 88°52'56" east, a distance of 87.90 feet to a Monument stamped "APS-7";

Thence north 01°15'00" east, a distance of 158.10 feet to a Monument stamped "APS-6";

Thence north 89°50'11" west, a distance of 112.47 feet to a point known as "D5-1";

Thence north 88°58'20" west, a distance of 378.60 feet to an existing City of Seattle Monument established for Discovery Park, and being known as Monument "F" in survey, dated 8 June 1971;

Thence north 40°44'24" east, a distance of 260.33 feet to the City of Seattle Monument "E";

Thence north 02°11'15" east, a distance of 422.37 feet to the City of Seattle Monument "C";

Thence continuing north 02°11'15" east, a distance of 61.08 feet;

Thence north 88°49'14" west, a distance of 214.16 feet;

Thence north 00°50'34" east, a distance of 316.13 feet;

Thence south 88°49'14" east, a distance of 227.72 feet to the beginning of a 199.22 foot radius, non-tangent curve to the left;

Thence along said curve to the left with a radius of 199.22 feet, through a central angle of 54°32'42", an arc distance of 189.65 feet;

Thence north 70°40'17" west, a distance of 685.22 feet;

USARC Fort Lawton, Seattle, WA
Lease to City of Seattle

Tract A
± 33.95 acs

Exhibit "A"

Thence north 00°50'05" east, a distance of 259.78 feet;
Thence south 88°53'03" east, a distance of 1,070.72 feet;
Thence north 01°08'48" east, a distance of 261.54 feet;
Thence south 84°39'11" east, a distance of 10.03 feet;
Thence south 01°08'49" west, a distance of 260.80 feet;
Thence south 88°53'03" east, a distance of 190.59 feet to the City of Seattle Monument "A";

Thence south 01°11'51" west, a distance of 1,613.00 feet, more or less, to a point known as "D-6";

Thence continuing south 01°11'51" west, a distance of 813.21 feet to the **Point of Beginning**.

Contains 32.79 Acres

Parcel 2:

Beginning at an existing City of Seattle Monument established for Discovery Park, and being known as Monument "B" in survey, dated 8 June 1971;

Thence south 88°49'14" east, a distance of 467.10 feet;

Thence south 57°20'53" east, a distance of 66.05 feet;

Thence south 76°29'50" east, a distance of 206.26 feet to the beginning of a 222.37 foot radius curve to the right;

Thence along said curve to the right with a radius of 222.37 feet, through a central angle of 58°57'01", an arc distance of 228.80 feet;

Thence north 00°02'38" west, a distance of 178.27 feet;

Thence north 70°47'16" east, a distance of 43.62 feet;

Thence south 01°50'34" west, a distance of 412.37 feet to the **Point of Beginning**.

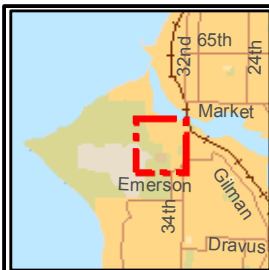
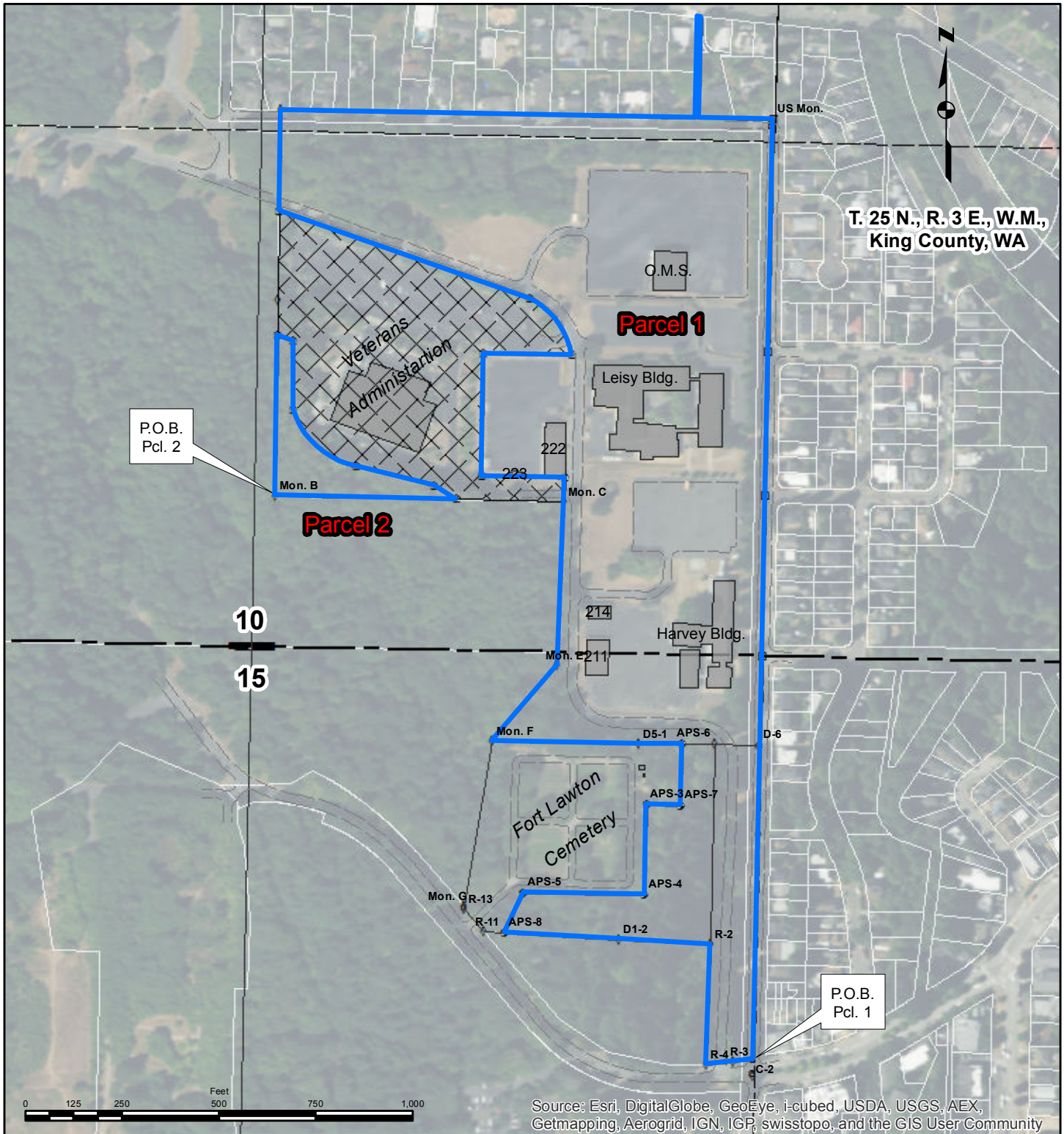
Contains 1.16 Acres.

Combined Total 33.95 Acres.

By JEF 4 Aug 2016
Chkd: OJV 4 Aug 2016
Loc: \\Outgrants\City of Seattle
Map: DACA67-0-00-00.mxd
Doc: 002407.docx



EXHIBIT B



Legend

- City Lease Parcels
- DoD Parcels
- DoD Disposal
- Road_Beds
- Structure

DISCLAIMER - While the United States Army Corps of Engineers, hereinafter referred to as USACE, has made a reasonable effort to ensure the accuracy of the maps and associated data, it should be explicitly noted that USACE makes no warranty, representation or guaranty, either express or implied, as to the content, sequence, accuracy, timeliness or completeness of any of the data provided herein. The USACE, its officers, agents, employees, or servants shall assume no liability of any nature for any errors, omissions, or inaccuracies in the information provided regardless of how caused. The USACE, its officers, agents, employees or servants shall assume no liability for any decisions made or actions taken or not taken by the user of the maps and associated data in reliance upon any information or data furnished here. By using these maps and associated data the user does so entirely at their own risk and explicitly acknowledges that he/she is aware of and agrees to be bound by this disclaimer and agrees not to present any claim or demand of any nature against the USACE, its officers, agents, employees or servants in any forum whatsoever for any damages of any nature whatsoever that may result from or may be caused in any way by the use of the maps and associated data.

EXHIBIT C

Building No.	Description	Meas. Amt	Meas. Type
207	FLAGPOLE	1.000	Each
209	STORAGE GP INST	47.000	Square Foot
210	STORAGE GP INST	120.000	Square Foot
211	ARMY RESERVE CENTER BUILDING	4877.000	Square Foot
214	ARMY RESERVE CENTER BUILDING	1800.000	Square Foot
216	ARMY RESERVE CENTER BUILDING	28210.000	Square Foot
220	ARMY RESERVE CENTER BUILDING	67697.000	Square Foot
222	USAR VEH MAINT	6468.000	Square Foot
224	WASH PLATFORM, ORGANIZATIONAL	1.000	Each
225	FUELING/POL/WASH SUPPORT BUILDING	42.000	Square Foot
226	MONUMENTS/MEMORIALS	1.000	Each
227	WASH PLATFORM, ORGANIZATIONAL	1.000	Each
228	USAR VEH MAINT	240.000	Square Foot
229	LOADING/UNLOADING DOCKS AND RAMPS	1.000	Each
245	USAR VEH MAINT	8162.000	Square Foot
45210	OPEN STORAGE AREA, INSTALLATION	204.000	Square Yard
GASPL	GAS PIPELINES	525.000	Linear Feet
GENAR	STANDBY GENERATOR	816.000	Kilowatts
OFARC	FENCING AND WALLS	7800.000	Linear Feet
OFDIV	FENCING AND WALLS	3830.000	Linear Feet
OGARC	GATE	220.000	Linear Feet
OGDIV	GATE	130.000	Linear Feet
ORPPV	ORG PARK PAVED	7466.660	Square Yard
RBARC	ORG PARK PAVED	26583.000	Square Yard
RHARC	ORG PARK PAVED	21052.000	Square Yard
RI000	CANTONMENT AREA ROADS, PAVED	6958.000	Square Yard
RITEX	CANTONMENT AREA ROADS, PAVED	8944.000	Square Yard
RWARC	SIDEWALKS AND WALKWAYS, PAVED	2743.000	Square Yard
RWDIV	SIDEWALKS AND WALKWAYS, PAVED	2606.000	Square Yard
VLARC	EXTERIOR LIGHTING	23.000	Each
VUARC	UNDERGROUND ELECTRIC LINES	3545.000	Linear Feet
WDARC	STORM SEWER	5017.000	Linear Feet
WSARC	SANITARY SEWER	5080.000	Linear Feet

EXHIBIT D

ENVIRONMENTAL PROTECTION PROVISIONS

The following conditions, restrictions, and notifications will be placed, in a substantially similar form, in the lease to ensure that there will be no unacceptable risk to human health and the environment with activities at Fort Lawton USAR Center.

1. USE OF THE PROPERTY

The sole purpose, for which premises and improvements thereon may be used, absent written approval from the government for any other use, is for use as Administration / Training / Storage/ Minor Maintenance space.

2. SUBSEQUENT TRANSFERS

The Lessee shall neither transfer nor assign this lease or any interest therein or any property on the leased premises, nor sublet the leased premises or any part thereof or any property thereon, nor grant any interest, privilege, or license whatsoever in connection with this lease without the prior written approval of the Army. Every lease or sublease shall contain the environmental protection provisions contained herein and within Paragraphs of this Lease.

3. REGULATORY OR ENVIRONMENTAL PERMITS

The Lessee shall be solely responsible for obtaining at its own cost and expense any regulatory or environmental permits required for their operation under the lease, independent of any existing Fort Lawton permits. The Lessee shall also be required to obtain its own EPA Identification Number if applicable.

4. LESSEE COMPLIANCE

The Lessee shall comply with all lawful statutes, regulations, permits, or orders affecting the activity hereby authorized when such are issued by the Environmental Protection Agency; the Washington Department of Ecology (WDOE); or any other Federal, State, interstate, or local government agency having jurisdiction to abate or prevent pollution. The disposal of any toxic or hazardous materials within the leased premises by the Lessee or any sub- lessee is prohibited.

5. LESSOR ACCESS CLAUSE

The Army's rights under a lease specifically include the right for Army officials to inspect, upon reasonable notice, the leased premises for compliance with environmental, safety, and occupational health laws and regulations, whether or not the Army is responsible for enforcing them. Such inspections are without prejudice to the right of duly constituted enforcement officials to make such inspections. The Army normally will give the Lessee twenty-four (24) hours prior notice of its intention to enter the leased premises unless it determines the entry is required for safety, environmental, operations, or security purposes. The Lessee shall have no claim against the United States or any officer, agent, employee, or

contractor thereof on account of any entries, except as may be authorized under the Federal Tort Claims Act or other applicable law.

6. LESSEE COMPLIANCE DURING RESPONSE OR CORRECTIVE ACTION

The Lessee will agree to comply with the provisions of the appropriate health or safety plan in effect during the course of any of the above-described actions. Any inspection, survey, investigation, or other corrective or response action will, to the extent practicable, be coordinated with representatives designated by the Lessee. The Lessee shall have no claim, on account of such entries, against the United States or any officer, agent, employee, contractor, or subcontractor thereof. In addition, the Lessee shall comply with all the applicable Federal, State and Local Occupational Safety & Health Regulations.

7. ENVIRONMENTAL COMPLIANCE PLANS

The Lessee shall submit to the Army, and maintain thereafter, an Environmental Compliance Plan which describes, in detail, the program for environmental management and method of compliance, by the user of any portion of the leased premises, whether Lessee, with all Army, Federal, State, and local laws and regulations for the use, management, generation, storage, treatment, and disposal of all hazardous waste, hazardous materials, and hazardous substances. Each Environmental Compliance Plan for a portion of the leased premises, or request for waiver of the requirement for a plan due to the non-hazardous nature of the proposed use, must be submitted and approved in writing the 88th Regional Support Command prior to occupancy of the intended portion of the leased premises. The Lessee will be responsible for the overall compliance of its operations. The Lessee will be responsible for ensuring the preparation of all documents, records, and reports associated with the environmental compliance of its operation. No liability or responsibility shall attach to the Army as a result of the Army's review and approval of the Environmental Compliance Plan under this paragraph.

8. HAZARDOUS WASTE MANAGEMENT

The Lessee will not store or dispose of hazardous materials on the leased premises unless authorized under 10 U.S.C. §2692. The Lessee shall strictly comply with hazardous waste management requirements under RCRA and Washington State hazardous waste management rules, including proper hazardous waste characterization, labeling, storage, disposal, and documentation requirements. Except as specifically authorized by the Army in writing, the Lessee must provide, at its own expense, such hazardous waste management facilities, as needed to maintain compliance with all laws and regulations. Army hazardous waste management facilities will not be available to the Lessee. Any violation of the requirements in this condition shall be deemed a material breach of this lease.

9. LESSEE RESPONSE PLAN

The Lessee that establishes operations within the facilities being made available for lease shall prepare and maintain thereafter, an Army-approved plan for responding to hazardous waste, fuel, and other chemical spills prior to commencement of operations on the leased

premises. Should the Army provide any personnel or equipment, whether for initial fire response and/or spill containment, or otherwise on request of the Lessee, or because the Lessee was not, in the opinion of the said officer, conducting timely cleanup actions, the Lessee agrees to reimburse the Army for its response costs.

10. ALTERATIONS, ADDITIONS AND IMPROVEMENTS TO THE LEASED PREMISES

The Lessee shall not construct, make or permit any alterations, additions, or improvements or otherwise modify the leased premises in any way without prior written consent of the Army. Such consent may include a requirement to provide the Army with a performance and payment bond to it in all respects and other requirements deemed necessary to protect the interests of the Army. Except as such written approval shall expressly provide otherwise, all such approved alterations/additions/modifications shall become government property when annexed to leased premises.

11. NOTICE OF THE PRESENCE OF ASBESTOS AND COVENANT

- A. The Lessee is hereby informed and does acknowledge that non-friable asbestos or asbestos-containing material (ACM) has been found on the Property. The Property may also contain improvements, such as buildings, facilities, equipment, and pipelines, above and below the ground, that contain friable and non-friable asbestos or ACM. The Occupational Safety and Health Administration (OSHA) and the U.S. Environmental Protection Agency (EPA) have determined that unprotected or unregulated exposure to airborne asbestos fibers increases the risk of asbestos-related diseases, including certain cancers that can result in disability or death.
- B. The Lessee covenants and agrees that its use and occupancy of the Leased Premises will be in compliance with all applicable laws relating to asbestos; and that the Grantor assumes no liability for future remediation of asbestos or damages for personal injury, illness, disability, or death, to the Lessee, its successors or assigns, sublessees, or to any other person, including members of the general public, arising from or incident to the purchase, transportation, removal, handling, use, disposition, or other activity causing or leading to contact of any kind whatsoever with asbestos on the Leased Premises described in this Lease, whether the Lessee, its successors or assigns have properly warned or failed to properly to warn the individual(s) injured. The Lessee agrees to be responsible for any future remediation of asbestos found to be necessary on the Leased Premises.
- C. The Lessee acknowledges that it has inspected or has had the opportunity to inspect the Property as to its asbestos and ACM content and condition, and any hazardous or environmental conditions relating thereto. The Lessee shall be deemed to have relied solely on its own judgment in assessing the overall condition of all or any portion of the Property, including, without limitation, any asbestos or ACM hazards or concerns.

12. NOTICE OF THE PRESENCE OF LEAD-BASED PAINT (LBP) AND COVENANT

- A. The Lessee is hereby informed and does acknowledge that the buildings on the Property, which were constructed or rehabilitated prior to 1978, are presumed to contain lead-based paint. Lead from paint, paint chips, and dust can pose health hazards if not managed properly. Every purchaser of any interest in Residential Real Property on which a residential dwelling was built prior to 1978 is notified that there is a risk of exposure to lead from lead-based paint that may place young children at risk of developing lead poisoning.
- B. The Lessee covenants and agrees that it shall not permit the occupancy or use of any buildings or structures on the Property as Residential Property, as defined under 24 Code of Federal Regulations Part 35, without complying with this section and all applicable federal, state, and local laws and regulations pertaining to lead-based paint and/or lead-based paint hazards. Prior to permitting the occupancy of the Property where its use subsequent to sale is intended for residential habitation, the Grantee specifically agrees to perform, at its sole expense, the Army's abatement requirements under Title X of the Housing and Community Development Act of 1992 (Residential Lead-Based Paint Hazard Reduction Act of 1992)
- C. The Lessee acknowledges that it has inspected or has had the opportunity to inspect the Property as to its lead-based paint content and condition and any hazardous or environmental conditions relating thereto. The Lessee shall be deemed to have relied solely on its own judgment in assessing the overall condition of all or any portion of the Property, including, without limitation, any lead-based paint hazards or concerns.

13. PESTICIDE NOTIFICATION AND COVENANT

The Lessee is hereby notified and acknowledges that registered pesticides have been applied to the property leased herein and may continue to be present thereon. The Lessor and Lessee know of no use of any registered pesticide in a manner (1) inconsistent with its labeling or with the Federal Insecticide, Fungicide, and Rodenticide Act (FIFRA)(7 U.S.C. § 136, et seq.) and other applicable laws and regulations, or (2) not in accordance with its intended purpose.

The Lessee covenants and agrees that if the Lessee takes any action with regard to the property, including demolition of structures or any disturbance or removal of soil that may expose, or cause a release of, a threatened release of, or an exposure to, any such pesticide, Lessee assumes all responsibility and liability therefore.

JOINT SURVEY AND INSPECTION OF CONDITION OF GOVERNMENT LEASED PROPERTY

INSTRUCTIONS

1. If considered necessary, use a separate ENG Form 3143a for each room surveyed
2. Attritional sheets may be attached for physical characteristics of land and buildings:

Exterior and interior details of buildings; service facilities; and inventory of machinery and equipment; miscellaneous items and general remarks and otherwise covered in section II of this form or on ENG Form 3143a.

ADDED INSTRUCTIONS (Overprint, if desired)

This Joint Survey and Inspection of Condition Report (completed 28 July 2021) should be utilized as an update rather than a replacement to the original Joint Survey and Inspection of Physical Condition Report dated 20 April 2016 (which has been included as Attachment "A" to this report).

Original lease number: DACA67-1-17-27 (Lease Years 2017-2021)

Renewal lease number: DACA67-1-22-0500 (Lease Years 2022-2027)

SECTION I – PROPERTY DATA AND CONDITION AGREEMENT

DATE OF SURVEY 7/28/2021	LEASE NO. DACA67-1-22-0500 // DACA67-1-17-27	LEASE COMMENCEMENT DATE 01 JAN 2017	DATE POSSESSION TAKEN
ACTIVITY Lease Renewal		TOTAL LEASED BUILDING AREA (Square feet) 117,663	

DESCRIPTION OF PROPERTY

The Fort Lawton Military Complex consists of 33.95 acres of land and buildings located in the Magnolia District of Seattle, Washington. 10.52 acres of the total leased area are unimproved native woodlands planned for future parklands. The remaining 23.43 acres are improved with grass, hardstand and buildings for future City development.

JOINT AGREEMENT ON THE CONDITION OF THE PROPERTY

We, the undersigned, jointly made a survey and inspection of the condition of the property mentioned above. We agree that as of the date of survey, the condition of the property is as described herein.

The condition of the exterior of the property is indicated on the reverse side of this form. Room conditions are indicated on attached ENG Form 3143a.			NO OF ATTACHEMENTS 1
NAME AND SIGNATURE OF	<input type="checkbox"/> OWNER <input checked="" type="checkbox"/> LESSOR/LESSEE <input type="checkbox"/> AGENT	NAME, TITLE, AND SIGNATURE OF U.S.GOVERNEMENT REPRESENTATIVE	
Michael Ashbrook, FAS FO Division Director		Isabella P. Schwietert, Realty Specialist	
Michael Ashbrook Digitally signed by Michael Ashbrook Date: 2021.10.08 14:09:55 -07'00'		SCHWIETERT.ISABELLA.P.1 Digitally signed by 178668664 SCHWIETERT.ISABELLA.P.1178668664 Date: 2021.10.12 12:09:07 -07'00'	
ADDRESS Fort Lawton Army Reserve Complex, 4585 West Texas Way (Facility ID WA030, Robert R. Leisy USARC and Facility WA031, CAPT James R. Harvey USARC, 4510 and 4570 West Texas Way), Seattle, Washington		ORGANIZATION CENWS-REO	

<p align="center">SECTION II – EXTERIOR CONDITION OF THE PROPERTY <i>(Attach sheet for added items.)</i></p>
<p>ROOF, EAVES, DOWNSPOUTS, ETC.</p> <p>Roofs were only inspected from ground level. Only limited inspection possible. No issues noted.</p>
<p>WALLS</p> <p>Signs of graffiti on the exterior walls of Leisy USARC. No other issues noted.</p>
<p>WINDOWS AND DOORS <i>(Include storm windows and doors)</i></p> <p>Exterior-facing windows have been boarded up on all levels to prevent vandalism to the property. No other issues noted.</p>
<p>FENCING</p> <p>Fencing maintained. No issues.</p>
<p>LAWN, SHRUBBERY, TREES AND PERENNIALS</p> <p>Landscaping is maintained. No other issues noted.</p>
<p>WALKS AND DRIVEWAYS</p> <p>Walkways and driveways maintained. Small cracks in walkways and parking lots from age and natural settling. No holes or failing areas noted. No issues.</p>
<p>GARAGE AND OUT BUILDINGS</p> <p>Concrete floors with some old stains on the floor from past spills. City of Seattle was asked to remove any materials classified as hazardous as outlined in 21.f of the Lease. No other issues noted.</p>
<p>ENTRANCES, ELEVATORS AND PATIOS</p> <p>Doors and entry points have been boarded up to prevent vandalism within buildings. The City of Seattle is making additional efforts to secure property.</p>
<p>SEWAGE</p> <p>Utility and Storm Sewer Systems infrastructure still operational. No issues.</p>
<p>REMARKS <i>(Include questioned of disputed items, repairs to be made, etc. Attach sheet, if necessary)</i></p> <p>Due to the high level of transient activity through the area, the property is constantly being broken into and vandalized. Attempts are being made by the City of Seattle to better secure the property and keep people out as further vandalism may make the property a hazard. Since the original site inspection on 04 June 2021 by United States Army Corps of Engineers, Seattle District Real Estate, significant progress has been made in securing and maintaining the property by the City of Seattle.</p> <p>In 2018, a fire occurred in the Harvey building 216 that resulted in damage to the auditorium seating, some wall surfaces, and smoke damage through a portion of the building. The fire was contained to the interior of the building and according to the City of Seattle, only water was used to extinguish the fire. Residual smoke damage and fumes from burnt synthetic furniture and other materials is potentially harmful, if not carcinogenic, and the air quality may be unhealthy for occupants without the use of personal protective equipment (PPE) or restoration.</p>

JOINT SURVEY AND INSPECTION OF CONDITION OF GOVERNMENT LEASED PROPERTY
SECTION III – INTERIOR CONDITION OF INDIVIDUAL ROOM

(Use reverse side for added items and remarks on questioned or disputed items, repairs to be made, etc. Attach sheet, if necessary)

LEASE NO. DACA67-1-22-0500 // DACA67-1-17-27	TYPE OF ROOM NA	FLOOR NO. NA	ROOM NO. NA
-------------------------------------------------	--------------------	-----------------	----------------

FLOOR AND FLOOR COVERING *(include a stairway and stair covering)*

During 04 June 2021 inspection, floors and stairways were filled with litter and debris from transient activity. This included: Drug paraphernalia, garbage, empty spray paint cans, pulled down ceiling tile and insulation, and furniture. Litter and debris left in the hallways could pose a safety hazard. Issue was brought to the attention of the City of Seattle and significant progress was made to clean up the remaining debris.

WALLS

Vandalism and graffiti found on the interior of Leisy and Harvey USARCs. Including: tagging, holes punched in walls, and walls ripped open to be stripped of wire inside. No other issues noted.

CEILING

Ceiling tiles and ceiling insulation missing due to past vandalism. Some water spots noted on ceiling tiles in Leisy and Harvey USARCs. One leak noted in Leisy USARC on the northwest end of the building. Leak repaired by City of Seattle. No lingering issues noted following repair.

DOORS AND WINDOWS *(Include skylights and other openings)*

Many interior doors in Leisy and Harvey USARCs are damaged, removed, or missing. No significant entry/exit points blocked at time of inspection. No other issues noted.

PLUMBING *(Include pipes, toilets and lavatories, drinking fountains, etc.)*

Bathrooms not inspected due to sanitation concern by 88th Army Readiness Division Environmental team. No other issues noted.

ELECTRICAL FIXTURES

Electricity has been turned off to most of the buildings. Many fixtures within the buildings are broken or missing due to vandalism. No other issues noted.

HEATING *(include radiators, thermostats, etc.)*

Electricity has been turned off to most of the buildings. Heating not tested.

WOODWOORK *(Include trim and baseboard, and hallways)*

Only significant amount of woodwork can be found on the top level of Leisy Hall; woodwork has been pulled removed, covered in graffiti, or missing due to vandalism. No other issues noted.

OTHER EQUIPMENT *(include stove, refrigerator, washer, dryer, etc.)*

NA

Attachment A

JOINT SURVEY AND INSPECTION OF PHYSICAL CONDITION OF GOVERNMENT LEASED PROPERTY

Fort Lawton Army Reserve Complex

Lease No: DACA67-1-17-27

SECTION I PROPERTY DATA AND PHYSICAL CONDITION AGREEMENT

Date of Survey: 20 April 2016

Date of Lease Commencement: 1 January 2017

Date Possession Taken: (Date signed by Lessor)

Leased Land Area:

Total Leased Area: 33.95 Acres

Leased Area Buildings: 117663

Other Below

<u>Building</u>	<u>Size (SF)</u>	<u>Building</u>	<u>Size (SF)</u>	<u>Other</u>	<u>Size</u>
	47	225	42	Flagpole	1
	120	228	240	Wash Platform	2
211	4877	245	8162	Monument	1
214	1800			Load Dock	1
216	28210			Generator	1
220	67697			Fencing	11630 LF
222	6468			Gates	350 LF
		Total	117663	Paved Areas	76557 SY
				Gas/Elec Lines	3979 LF
				Storm Sewer	10097 LF
				Ext Light	23

DESCRIPTION OF THE EXTERIOR AND THE INTERIOR OF THE LEASED PROPERTY

See Attached Sheets 2-5.

JOINT AGREEMENT ON THE PHYSICAL CONDITION OF THE PROPERTY

We, the undersigned, jointly made a survey and inspection of the physical condition of the property mentioned above. We agree that as of the date of the survey, the condition of the property is as described herein.

Name and Signature of the Lessee Representative

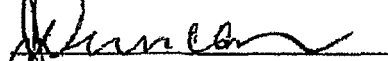


Hillary Hamilton

Lessee Representative

Department of Finance and Administrative Services

Name, Title, and Signature of Lessor Representative



Joe Duncan

Realty Specialist

Seattle District

SECTION II-PHYSICAL CONDITION OF LAND LEASED

(General condition-good, fair, poor,-with comments on visible surface vegetation, digging, damages, etc)

PRE LEASE PHYSICAL CONDITION	POST LEASE PHYSICAL CONDITION
ENTIRE LEASE AREA 33.95 ACRES	
10.52 acres unimproved native woodlands planned for future park lands. Nothing noted in these areas.	
23.43 acres improved with grass, hardstand and buildings planned for future City development.	
REMARKS (Questioned or disputed items, repairs to be made, etc.	

SECTION II-INTERIOR AND EXTERIOR PHYSICAL CONDITION OF LEASED BUILDINGS

(General condition-good, fair, poor,-with comments on damages, leaks, cracks, inoperability, etc)

PRE LEASE PHYSICAL CONDITION	POST LEASE PHYSICAL CONDITION
<p>Harvey Pump House Interior-access not available.</p> <p>Exterior-Brick; good condition.</p>	
<p>Harvey Storage Building 211. Filled with wire cages for storage.</p> <p>Interior (Ceilings and walls, front, back, door, floor) Concrete floor. Dry wall walls. Wood frame ceiling. Some broken pieces. Fair condition. . Nothing of note.</p> <p>Exterior (Roof and sides, front, back, door) Brick. Fair condition. Graffiti removed from west Wall.</p>	
<p>Harvey Computer Services Building 214 Interior (Ceilings and walls, front, back, door, floor) Concrete floors. Insulated ceiling and finished walls. Good condition.</p> <p>Exterior (Roof and sides, front, back, door) Brick. Good condition.</p>	
<p>Harvey USARC Building 216. 2 story, offices, band room, drill hall.</p> <p>Interior (Ceilings and walls, front, back, door, floor) No leaks noted. Some broken glass and fixtures. Dust and debris throughout. Heat boiler and band room acoustical material removed. Poor condition.</p> <p>Exterior (Roof and sides, front, back, door) Brick. Fair condition. First floor windows and doors boarded up and doors chained. Poor to fair condition.</p>	

<p>Leisy USARC Building 220. 2/3 story, offices, drill hall.</p> <p>Interior (Ceilings and walls, front, back, door, floor) Some broken glass, damage to water fountains and other fixtures. Carpets in poor condition. Paneling on some walls. Tile ceilings. 5-7 water spots on top floor ceilings, small 1-2 feet diameter with slight discoloration. Nothing noted on floors beneath leaks. Evidence of water leak from outside in kitchen and NW corner of drill hall. Poor to fair condition.</p> <p>Exterior (Roof and sides, front, back, door) Lower windows and doors boarded up. Doors locked and chained. Poor to fair condition.</p>	
<p>Leisy AMSA 79 Building 222</p> <p>Interior (Ceilings and walls, front, back, door, floor) Paint peeling on interior doors. Some old stains on floor from past small motor oil spills. No floor equipment remaining. Space heaters, exhaust system in ceiling. Poor to fair condition.</p> <p>Exterior (Roof and sides, front, back, door) Roof not seen. Sides, front, and back in fair condition. Nothing notable. Poor to fair condition.</p>	
<p>Leisy Building 225 Former POL Storage Shed/Lean-to.</p> <p>Interior (Ceilings and walls, front, back, door, floor) Concrete floor and block walls. Stains on interior floor. Poor condition.</p> <p>Exterior (Roof and sides, front, back, door) No or faded paint. Can secure with door. Poor Condition.</p>	
<p>Leisy Building 228 HAZMAT Storage Structure.</p> <p>Interior (Ceilings and walls, front, back, door, floor) Concrete floor and block walls. Front closes with chain link fence. Metal roof. Fair condition.</p>	

Exterior (Roof and sides, front, back, door) Fair condition.	
OMS Building 245 Interior (Ceillngs and walls, front, back, door, floor) Concrete/tile floors and block interior walls. Metal frame and roof. Cages, offices, rest rooms. No floor equipment remains. Ceiling heat and exhaust systems remain operable. Some broken and missing tiles. Some exposed wire at disconnections; switches taped. About 17 years old. Generally fair to good condition. Exterior (Roof and sides, front, back, door) Brick, metal, and painted. Good condition.	
Fencing and Walls Black chain link-Some down near main entrance and South of Bus stop. Otherwise, fair condition. Wrought Iron gate and fencing east boundary in good condition.	
Paved Areas No holes or failing areas. Fair condition.	
Utility and Storm Sewer Systems Power remains to buildings. Communication, water, gas shut off. Fixtures winterized and not operable. All utility and storm sewer systems infrastructure is operable as VA continues to use them under an Army Permit.	

ADDITIONAL COMMENTS:

EXECUTIVE ORDER 13658
DETERMINATION OF APPLICABILITY

Grantee: City of Seattle

DACA Number: DACA67-1-17-27

Background:

1. The RECO shall apply a Three Part Test to all real estate instruments IAW Executive Order 13658, "Establishing a Minimum Wage for Contractors", and the powerpoint presentation dated 26 February 2015 prepared by Tom Angel, HQUSACE Office of Counsel:
 2. Is it a "new" instrument entered into with the Federal Government?
 3. Is it in connection with Federal property or lands?
 4. Is it related to offering services for Federal employees, their dependents, or the general public?
2. For each real estate instrument:
 - a. If the answer to **ALL** three parts of the Three Part Test is affirmative, then the requirements of the Executive Order apply and two clauses must be inserted into the instrument (i.e. **Clauses 1 and 3** from the Appendix that was prepared by HQUSACE Office of Counsel and is attached hereto).
 - b. If the answer to **any one** of the parts of the Three Part Test is negative, then the requirements of the Executive order **DO NOT** apply; however, two clauses must be inserted into such instrument (i.e. **Clauses 2 and 3** from the Appendix that was prepared by HQUSACE Office of Counsel and is attached hereto).

Determination:


With respect to the referenced real estate instrument, I find that EO 13658:

DOES APPLY _____

DOES NOT APPLY ____X____

Reason: The proposed lease will be issued to the City of Seattle as the Reuse Authority pending a BRAC disposal. The purpose of the lease is for "for administration, training, storage and minor maintenance" by the City and services for Federal Employees or their dependents will not be provided. Furthermore use of the premises by and for the general public is also not authorized and consequently the lease does not meet the third requirement of the three part test outlined

Date: 29 June 2017


TODD L. CZARNECKI
Chief, Real Estate Office
Real Estate Contracting Officer

EXECUTIVE ORDER 13706
DETERMINATION OF APPLICABILITY

Grantee: City of Seattle

DACA Number: DACA67-1-17-27

Background:

1. The RECO shall apply a Three Part Test to all real estate instruments IAW Executive Order 13706, "Establishing Paid Sick Leave for Federal Contractors", and the Implementation Guidance for Executive Order 13706 and 29 C.F.R. 13 attached to USACE Memorandum dated May 30 2017:

- y
N
y
- a. Is it in connection with Federal property or lands?
 - b. Is it related to offering services for Federal employees, their dependents, or the general public?
 - c. Is it a "new contract" entered into with the Federal Government?

2. For each real estate instrument:
 - a. If the answer to **ALL** three parts of the Three Part Test is affirmative, then the requirements of the Executive Order apply and certain clauses found in the Implementation Guidance must be inserted into the instrument.
 - b. If the answer to **any one** of the parts of the Three Part Test is negative, then the requirements of the Executive order **DO NOT** apply; however, one clause found in the Implementation Guidance must be inserted into such instrument.

Determination:

With respect to the referenced real estate instrument, I find that EO 13706:

DOES APPLY _____

DOES NOT APPLY ____X____

Reason: The proposed lease will be issued to the City of Seattle as the Reuse Authority pending a BRAC disposal. The purpose of the lease is for "for administration, training, storage and minor maintenance" by the City and services for Federal Employees or their dependents will not be provided. Furthermore use of the premises by and for the general public is also not authorized

and consequently the lease does not meet the second requirement of the three part test outlined in the USACE Memorandum.

Date: 29 June 2017



TODD L. CZARNECKI
Chief, Real Estate Office
Real Estate Contracting Officer

Presidential Documents

Executive Order 14042 of September 9, 2021

Ensuring Adequate COVID Safety Protocols for Federal Contractors

By the authority vested in me as President by the Constitution and the laws of the United States of America, including the Federal Property and Administrative Services Act, 40 U.S.C. 101 *et seq.*, and section 301 of title 3, United States Code, and in order to promote economy and efficiency in procurement by contracting with sources that provide adequate COVID-19 safeguards for their workforce, it is hereby ordered as follows:

Section 1. Policy. This order promotes economy and efficiency in Federal procurement by ensuring that the parties that contract with the Federal Government provide adequate COVID-19 safeguards to their workers performing on or in connection with a Federal Government contract or contract-like instrument as described in section 5(a) of this order. These safeguards will decrease the spread of COVID-19, which will decrease worker absence, reduce labor costs, and improve the efficiency of contractors and subcontractors at sites where they are performing work for the Federal Government. Accordingly, ensuring that Federal contractors and subcontractors are adequately protected from COVID-19 will bolster economy and efficiency in Federal procurement.

Sec. 2. Providing for Adequate COVID-19 Safety Protocols for Federal Contractors and Subcontractors. (a) Executive departments and agencies, including independent establishments subject to the Federal Property and Administrative Services Act, 40 U.S.C. 102(4)(A) (agencies), shall, to the extent permitted by law, ensure that contracts and contract-like instruments (as described in section 5(a) of this order) include a clause that the contractor and any subcontractors (at any tier) shall incorporate into lower-tier subcontracts. This clause shall specify that the contractor or subcontractor shall, for the duration of the contract, comply with all guidance for contractor or subcontractor workplace locations published by the Safer Federal Workforce Task Force (Task Force Guidance or Guidance), provided that the Director of the Office of Management and Budget (Director) approves the Task Force Guidance and determines that the Guidance, if adhered to by contractors or subcontractors, will promote economy and efficiency in Federal contracting. This clause shall apply to any workplace locations (as specified by the Task Force Guidance) in which an individual is working on or in connection with a Federal Government contract or contract-like instrument (as described in section 5(a) of this order).

(b) By September 24, 2021, the Safer Federal Workforce Task Force (Task Force) shall, as part of its issuance of Task Force Guidance, provide definitions of relevant terms for contractors and subcontractors, explanations of protocols required of contractors and subcontractors to comply with workplace safety guidance, and any exceptions to Task Force Guidance that apply to contractor and subcontractor workplace locations and individuals in those locations working on or in connection with a Federal Government contract or contract-like instrument (as described in section 5(a) of this order).

(c) Prior to the Task Force publishing new Guidance related to COVID-19 for contractor or subcontractor workplace locations, including the Guidance developed pursuant to subsection (b) of this section, the Director shall, as an exercise of the delegation of my authority under the Federal Property

and Administrative Services Act, *see* 3 U.S.C. 301, determine whether such Guidance will promote economy and efficiency in Federal contracting if adhered to by Government contractors and subcontractors. Upon an affirmative determination by the Director, the Director's approval of the Guidance, and subsequent issuance of such Guidance by the Task Force, contractors and subcontractors working on or in connection with a Federal Government contract or contract-like instrument (as described in section 5(a) of this order), shall adhere to the requirements of the newly published Guidance, in accordance with the clause described in subsection (a) of this section. The Director shall publish such determination in the *Federal Register*.

(d) Nothing in this order shall excuse noncompliance with any applicable State law or municipal ordinance establishing more protective safety protocols than those established under this order or with any more protective Federal law, regulation, or agency instructions for contractor or subcontractor employees working at a Federal building or a federally controlled workplace.

(e) For purposes of this order, the term "contract or contract-like instrument" shall have the meaning set forth in the Department of Labor's proposed rule, "Increasing the Minimum Wage for Federal Contractors," 86 FR 38816, 38887 (July 22, 2021). If the Department of Labor issues a final rule relating to that proposed rule, that term shall have the meaning set forth in that final rule.

Sec. 3. Regulations and Implementation. (a) The Federal Acquisition Regulatory Council, to the extent permitted by law, shall amend the Federal Acquisition Regulation to provide for inclusion in Federal procurement solicitations and contracts subject to this order the clause described in section 2(a) of this order, and shall, by October 8, 2021, take initial steps to implement appropriate policy direction to acquisition offices for use of the clause by recommending that agencies exercise their authority under subpart 1.4 of the Federal Acquisition Regulation.

(b) By October 8, 2021, agencies shall take steps, to the extent permitted by law, to exercise any applicable authority to ensure that contracts and contract-like instruments as described in section 5(a) of this order that are not subject to the Federal Acquisition Regulation and that are entered into on or after October 15, 2021, consistent with the effective date of such agency action, include the clause described in section 2(a) of this order.

Sec. 4. Severability. If any provision of this order, or the application of any provision of this order to any person or circumstance, is held to be invalid, the remainder of this order and its application to any other person or circumstance shall not be affected thereby.

Sec. 5. Applicability. (a) This order shall apply to any new contract; new contract-like instrument; new solicitation for a contract or contract-like instrument; extension or renewal of an existing contract or contract-like instrument; and exercise of an option on an existing contract or contract-like instrument, if:

- (i) it is a procurement contract or contract-like instrument for services, construction, or a leasehold interest in real property;
 - (ii) it is a contract or contract-like instrument for services covered by the Service Contract Act, 41 U.S.C. 6701 *et seq.*;
 - (iii) it is a contract or contract-like instrument for concessions, including any concessions contract excluded by Department of Labor regulations at 29 CFR 4.133(b); or
 - (iv) it is a contract or contract-like instrument entered into with the Federal Government in connection with Federal property or lands and related to offering services for Federal employees, their dependents, or the general public;
- (b) This order shall not apply to:
- (i) grants;

(ii) contracts, contract-like instruments, or agreements with Indian Tribes under the Indian Self-Determination and Education Assistance Act (Public Law 93–638), as amended;

(iii) contracts or subcontracts whose value is equal to or less than the simplified acquisition threshold, as that term is defined in section 2.101 of the Federal Acquisition Regulation;

(iv) employees who perform work outside the United States or its outlying areas, as those terms are defined in section 2.101 of the Federal Acquisition Regulation; or

(v) subcontracts solely for the provision of products.

Sec. 6. *Effective Date.* (a) Except as provided in subsection (b) of this section, this order is effective immediately and shall apply to new contracts; new contract-like instruments; new solicitations for contracts or contract-like instruments; extensions or renewals of existing contracts or contract-like instruments; and exercises of options on existing contracts or contract-like instruments, as described in section 5(a) of this order, where the relevant contract or contract-like instrument will be entered into, the relevant contract or contract-like instrument will be extended or renewed, or the relevant option will be exercised, on or after:

(i) October 15, 2021, consistent with the effective date for the action taken by the Federal Acquisition Regulatory Council pursuant to section 3(a) of this order; or

(ii) for contracts and contract-like instruments that are not subject to the Federal Acquisition Regulation and where an agency action is taken pursuant to section 3(b) of this order, October 15, 2021, consistent with the effective date for such action.

(b) As an exception to subsection (a) of this section, where agencies have issued a solicitation before the effective date for the relevant action taken pursuant to section 3 of this order and entered into a new contract or contract-like instrument resulting from such solicitation within 30 days of such effective date, such agencies are strongly encouraged to ensure that the safety protocols specified in section 2 of this order are applied in the new contract or contract-like instrument. But if that contract or contract-like instrument term is subsequently extended or renewed, or an option is subsequently exercised under that contract or contract-like instrument, the safety protocols specified in section 2 of this order shall apply to that extension, renewal, or option.

(c) For all existing contracts and contract-like instruments, solicitations issued between the date of this order and the effective dates set forth in this section, and contracts and contract-like instruments entered into between the date of this order and the effective dates set forth in this section, agencies are strongly encouraged, to the extent permitted by law, to ensure that the safety protocols required under those contracts and contract-like instruments are consistent with the requirements specified in section 2 of this order.


Sec. 7. *General Provisions.* (a) Nothing in this order shall be construed to impair or otherwise affect:

(i) the authority granted by law to an executive department or agency, or the head thereof; or

(ii) the functions of the Director of the Office of Management and Budget relating to budgetary, administrative, or legislative proposals.

(b) This order shall be implemented consistent with applicable law and subject to the availability of appropriations.

(c) This order is not intended to, and does not, create any right or benefit, substantive or procedural, enforceable at law or in equity by any party against the United States, its departments, agencies, or entities, its officers, employees, or agents, or any other person.

A handwritten signature in black ink, appearing to read "Joe Biden", is written over a diagonal line that extends from the bottom left towards the top right.

THE WHITE HOUSE,
September 9, 2021.

[FR Doc. 2021-19924
Filed 9-13-21; 8:45 am]
Billing code 3295-F1-P

SUMMARY and FISCAL NOTE*

Department:	Dept. Contact/Phone:	CBO Contact/Phone:
Finance and Administrative Services	Karen Gruen 206-733-9328	Jennifer Breeze 206-256-5972

** Note that the Summary and Fiscal Note describes the version of the bill or resolution as introduced; final legislation including amendments may not be fully described.*

1. BILL SUMMARY

Legislation Title: AN ORDINANCE relating to the Department of Finance and Administrative Services; authorizing the Director of the Department of Finance and Administrative Services or the Director's designee to negotiate and execute a real property lease renewal with the United States Army for The City of Seattle's continued interim use and occupancy of 33.95 acres at the Fort Lawton Army Reserve Center; and ratifying and confirming certain prior acts.

Summary and background of the Legislation:

This legislation authorizes the Department of Finance and Administrative Services (FAS) Director to execute a one-year lease agreement with four one-year extensions on behalf of the City of Seattle (City) for the Fort Lawton Army Reserve Center, located adjacent to Discovery Park in the Magnolia neighborhood in Seattle, Washington, while the City of Seattle's application to the US Department of Housing and Urban Development (HUD) for approval of its redevelopment plan remains under review.

The leased property at Fort Lawton Army Reserve Center consists of two large office buildings (Leisy Hall – 66,401 sq. ft. and Harvey Hall – 37,248 sq. ft.) and four storage buildings totaling approximately 22,700 sq. ft. The lease is for the entire 33.95-acre site (buildings and associated land). In 2017, the Army and City signed a five-year lease that runs through December 31, 2021. This lease allows the City to use the property on an interim basis and pursue approval of its long-term redevelopment plan in accordance with the Defense Base Realignment and Closure (BRAC) Act. The City of Seattle does not pay a fee to the U.S. Army, but is responsible for all holding and caretaker costs associated with the property (e.g., annual stormwater assessments, grounds maintenance costs, utility costs, security costs, and property/liability insurance costs). The annual caretaker costs for the Fort Lawton property are covered equally by Parks and the Office of Housing.

2. CAPITAL IMPROVEMENT PROGRAM

Does this legislation create, fund, or amend a CIP Project? ___ Yes ☒ No

3. SUMMARY OF FINANCIAL IMPLICATIONS

Does this legislation amend the Adopted Budget? ___ Yes ☒ No

Does the legislation have other financial impacts to the City of Seattle that are not reflected in the above, including direct or indirect, short-term or long-term costs?

Yes. The City will be responsible for annual operating and maintenance costs of the leased area, which are expected to be approximately \$700,000 per year, including an approximately \$430,000 increase. In 2021, onetime operating costs will be an additional \$300,000 to address long term deferred maintenance issues as well as an increase to operational costs of \$145,000. The costs will be covered by the Office of Housing (OH) and the Department of Parks and Recreation (Parks), which both have an interest in preserving the opportunity to acquire the property for affordable housing and parks/open space. These costs will be included in a 2021 Supplemental Budget this fall.

Is there financial cost or other impacts of *not* implementing the legislation?

Yes. If legislation is not implemented and the City of Seattle does not extend the lease agreement, the Army may move forward with the process to initiate a public sale of the Fort Lawton Army Reserve Center and the City will lose its opportunity to acquire the property and implement its long-term redevelopment and reuse plan.

4. OTHER IMPLICATIONS

a. Does this legislation affect any departments besides the originating department?

Yes, in addition to the Office of Housing (OH), this legislation affects the Department of Parks and Recreation (Parks) and any other departments that may lease storage space at the site. FAS will administer and manage the lease agreement and will charge the caretaker costs to the appropriate departments and entities.

b. Is a public hearing required for this legislation?

No public hearing is required for this legislation although significant outreach has been conducted as a part of the City's approved 2019 Fort Lawton Redevelopment Plan.

c. Is publication of notice with *The Daily Journal of Commerce* and/or *The Seattle Times* required for this legislation?

No publication of notice is required for this legislation.

d. Does this legislation affect a piece of property?

Yes, this legislation affects a piece of property. A map is attached.

e. Please describe any perceived implication for the principles of the Race and Social Justice Initiative. Does this legislation impact vulnerable or historically disadvantaged communities? What is the Language Access plan for any communications to the public?

This legislation does not immediately affect vulnerable or historically disadvantaged communities. It will allow for future City actions that will help provide various communities across Seattle with expanded affordable housing and parks and recreation opportunities.

f. Climate Change Implications

1. Emissions: Is this legislation likely to increase or decrease carbon emissions in a material way?

This legislation is unlikely to increase or decrease carbon emissions as it is a continuation of an existing property lease.

2. Resiliency: Will the action(s) proposed by this legislation increase or decrease Seattle's resiliency (or ability to adapt) to climate change in a material way? If so, explain. If it is likely to decrease resiliency in a material way, describe what will or could be done to mitigate the effects.

This legislation will unlikely affect Seattle's resiliency or ability to adapt to climate change, as it is an extension of an existing property lease. Future actions related to this legislation may increase Seattle's resiliency in that acreage will be added to the City's parklands and affordable housing opportunities will be expanded on site.

g. If this legislation includes a new initiative or a major programmatic expansion: What are the specific long-term and measurable goal(s) of the program? How will this legislation help achieve the program's desired goal(s).

This legislation will not result in any new initiative or programmatic expansion as it is a renewal of an existing property lease. It does enable future long-term redevelopment plan activities and actions by the City to provide additional parks and open space as well as expanded affordable housing options.

List attachments/exhibits below:

Summary Attachment A – Map of Ft. Lawton Reserve

CITY OF SEATTLE

ORDINANCE _____

COUNCIL BILL _____

..title

AN ORDINANCE relating to the Department of Finance and Administrative Services;
authorizing the Director of the Department of Finance and Administrative Services or the
Director's designee to negotiate and execute a real property lease renewal with the United
States Army for The City of Seattle's continued interim use and occupancy of 33.95 acres
at the Fort Lawton Army Reserve Center; and ratifying and confirming certain prior acts.

..body

WHEREAS, in 2005, the United State Congress authorized the closure of the Fort Lawton Army
Reserve Center, located in the Magnolia neighborhood and adjacent to Discovery Park;
and

WHEREAS, the United States Army has determined the Fort Lawton Army Reserve Center is
surplus to the United States needs in accordance with the Defense Base Realignment and
Closure (BRAC) Act; and

WHEREAS, since 2008, The City of Seattle (City) has worked with the Department of Defense,
United States Army and federal Department of Housing and Urban Development (HUD)
to consider options for the redevelopment and reuse of the Fort Lawton Army Reserve
Center; and

WHEREAS, in 2017 the United States Army and the City executed a five-year lease for the Fort
Lawton Army Reserve Center; and

WHEREAS, in consideration of the lease, the United States Army requires that the City assume
all holding and caretaker costs associated with the Fort Lawton Army Reserve Center
during the lease term and as further described in the lease; and

WHEREAS, the existing lease of the Fort Lawton Army Reserve Center expires on December 31, 2021, and both the Army and City find it in their mutual interest to renew the lease with similar lease terms; and

WHEREAS, City Council authorization is required because the square footage leased in one calendar year exceeds the limitations under Seattle Municipal Code Section 3.127.020;
NOW, THEREFORE,

BE IT ORDAINED BY THE CITY OF SEATTLE AS FOLLOWS:

Section 1. The Director of the Department of Finance and Administrative Services (Director), or the Director's designee, is authorized to execute, for and on behalf of the City of Seattle (City), a lease agreement with the Secretary of the United States Army, substantially in the form attached as Attachment 1 to this ordinance and identified as "Department of the Army Lease No. DADACA67-1-22-0500 under Base Realignment and Closure (BRAC) Fort Lawton Army Reserve Complex, King County, Washington," providing for the City's tenancy and occupancy of the real property located adjacent to Discovery Park in the Magnolia neighborhood in Seattle, Washington and legally described in Exhibit A to Attachment 1.

Section 2. The caretaking and maintenance costs required by the terms of the Lease Agreement, authorized in Section 1 of this ordinance, shall be paid by the Department of Finance and Administrative Services on behalf of the City and charged to the appropriate allowance(s) in the budget of the Department of Finance and Administrative Services and shall either be passed through to or reimbursed equally by the Office of Housing and Seattle Parks and Recreation.

Section 3. Any act consistent with the authority of this ordinance taken after its passage and prior to its effective date is ratified and confirmed.

Section 4. This ordinance shall take effect and be in force 30 days after its approval by the Mayor, but if not approved and returned by the Mayor within ten days after presentation, it shall take effect as provided by Seattle Municipal Code Section 1.04.020.

Passed by the City Council the _____ day of _____, 2021,
and signed by me in open session in authentication of its passage this _____ day of _____, 2021.

President _____ of the City Council

Approved / returned unsigned / vetoed this _____ day of _____, 2021.

Jenny A. Durkan, Mayor

Filed by me this _____ day of _____, 2021.

Monica Martinez Simmons, City Clerk

(Seal)

Attachments:
Attachment 1 – Fort Lawton Lease with Exhibits A-~~HF~~

DEPARTMENT OF THE ARMY
LEASE NO. DACA67-1-22-0500
UNDER
BASE REALIGNMENT AND CLOSURE (BRAC)
Fort Lawton Army Reserve Complex
King County, Washington

THIS LEASE, made on behalf of the United States, between the **SECRETARY OF THE ARMY ("Lessor")**, and the **CITY OF SEATTLE ("Lessee")**, a municipal corporation of the State of Washington.

WITNESSETH:

That the Secretary of the Army, by the authority of Title 10, United States Code, Section 2667(g), and for the consideration hereinafter set forth, hereby leases to the Lessee the property legally described in **Exhibit "A"** and depicted in **Exhibit "B"** with buildings and structures identified in **Exhibit "C"**, attached hereto and made a part hereof, hereinafter referred to as the "Leased Premises", within the Fort Lawton Army Reserve Complex, 4585 West Texas Way (Facility ID WA030, Robert R. Leisy USARC and Facility WA031, CAPT James R. Harvey USARC, 4510 and 4570 West Texas Way), Seattle, Washington.

THIS LEASE is granted subject to the following conditions:

1. AUTHORIZED REPRESENTATIVES

The Secretary of the Army, the "Lessor", may act by and through the Commander, Seattle District (District Engineer) or his successor. The District Engineer may also act by and through his duly authorized representatives. Except as otherwise specifically provided, any reference herein to "Lessor," "District Engineer," or "said officer" shall include their duly authorized representatives. The Lessee also may act by and through duly authorized representatives. Any reference to "Lessee" shall include any assignees, or successors and their duly authorized representatives.

2. USE OF THE LEASED PREMISES

a. The primary purpose for which the entire Leased Premises is to be used, in the absence of prior written approval of the Lessor for any other use, is for administration, training, storage and minor maintenance.

Fort Lawton, WA
Lease No. DACA67-1-22-0500

b. All uses of the Leased Premises are nonexclusive, but only to the extent of any required actions by the Lessor in accordance with Base Realignment and Closure responsibilities "BRAC". All aspects of use by the Lessee are further subject to the conditions, restrictions, and notifications in the Environmental Protection Provisions in **Exhibit "D"**.

c. The Lessor, in the Lessor's sole discretion, must approve any change to the uses of the Leased Premises set forth in **Section 2. a**. Prior to approval of any changes in use requested by the Lessee, the Lessee shall furnish, at the Lessee's expense, any additional environmental analyses and documentation deemed necessary by the Lessor to comply with the National Environmental Policy Act of 1969, as amended, and implementing regulations, and other applicable environmental laws and regulations. In granting approval for the change in use, the Lessor reserves the right to impose such additional environmental protection provisions and restrictions as the Lessor deems appropriate.

3. TERM

The Premises are leased for a term of one (1) base year, with four (4) one (1) year options. Provided that this Lease is signed by each party, the term shall begin on 1 January 2022 and end 31 December 2022. If Lessee intends to exercise any of the one (1) year options, Lessee shall give at least ninety (90) days' written notice in the manner prescribed in **Section 6 Notices**, before the end of the Lease term. The term may end if the Lessor or the Lessee shall give notice of termination in accordance with **Section 6 Notices** and under one or more of the conditions described in **Section 4 Termination, Default, Relinquishment, and Remedies**; however, in no event shall the term extend beyond 31 December 2026, if all the option years are exercised.

4. TERMINATION, DEFAULT, REMEDIES AND RELINQUISHMENT

a. Termination.

(1) In the event of Lessor's decision to convey the Leased Premises, or a portion thereof, to the Lessee or to a third party, this Lease shall terminate as to that portion of the Leased Premises so conveyed effective upon the date conveyed, provided the lessor shall give the Lessee thirty (30) days or more notice prior to the effective date.

(2) In the event of Lessee's default, including but not limited to one or more of the events described in **Section 4.b**, the Lessor may terminate this lease.

(3) The Lessor may terminate this Lease in the event of a national emergency declared by the President or the Congress of the United States.

(4) The Lessor may also terminate this Lease effective with no less than sixty (60) days' notice for any of the following reasons:

(i) The Lessee has not submitted a request to the Army for the City acquisition of the appropriate portions of the Lease Premises within sixty (60) days of receipt of Federal Department of Housing and Urban Development (HUD) approval of the Redevelopment Plan.

(ii) The Lessee has not provided the Army with adequate surveys for the appropriate portions of the Leased Premises with one hundred twenty (120) days of receipt of the HUD approval of the Redevelopment Plan.

(5) The Lessor shall not terminate this lease if the City fails to meet either condition under Subsection 4.a. (4) (i) or (ii) above as the result of an event of force majeure (as defined in Section 34).

b. Default. The following events shall be deemed to be events of default by the Lessee under this Lease:

(1) Lessee fails to comply with any condition, provision, covenant, or warranty made under this Lease by Lessee and does not cure such failure within sixty (60) days after written notice thereof to Lessee, unless said failure to comply results from the violation of any federal, state, or local law or regulation, in which case the cure period and any extension thereof given by the federal, state, or local governmental agency authorized to enforce such law shall apply.

(2) Lessee becomes insolvent, or makes a transfer in fraud of creditors, or makes an assignment for the benefit of creditors.

(3) Lessee files a petition under any Section or Chapter of the United States Bankruptcy Code, as amended, or under any similar law or statute of the United States or any State thereof, or there is filed against the Lessee a petition for reorganization or for an insolvency or a similar proceeding filed against Lessee.

(4) A receiver or trustee is appointed for all, or substantially all, of the assets of the Lessee.

(5) Lessee does or permits to be done anything which creates a lien upon the Leased Premises, unless such lien is discharged or otherwise satisfied by a bond or other appropriate mechanism, within sixty (60) days of its imposition.

c. Remedies Upon termination, except for the reason set forth in Section 4.a.(1) the Lessee shall immediately surrender the Leased Premises to Lessor, and if Lessee fails to do so. Lessor may, without prejudice to any other remedy which it may have for possession or arrearages in rent, enter upon and take possession of the Leased Premises and expel or remove Lessee and any other person who may be occupying said Leased Premises or any part thereof, without being liable for any claim of damages; therefore, Lessee hereby agreeing to pay to Lessor on demand the amount of all loss and damage which Lessor may suffer by reason of such termination. Pursuit of any of the foregoing remedies shall not preclude pursuit of any other remedy herein provided, including closure of the Leased Premises or temporary suspension of activities under the Lease, or any other remedy provided by law or at equity, nor shall pursuit of any remedy herein provided constitute an election of remedies, thereby excluding the later election of an alternate remedy. Forbearance by Lessor to enforce one or more of the remedies herein provided shall not be deemed or construed to constitute a waiver of such remedies.

Lessee agrees to pay to Lessor all costs and expenses incurred by Lessor in the enforcement of this Lease, including, without limitation, the reasonable fees of Lessor's attorneys when such attorneys are employed by Lessor to effect collection of any sums due hereunder or to enforce any right or remedy of Lessor.

d. Relinquishment. This Lease may be terminated or relinquished by the Lessee by giving thirty (30) days prior written notice to the District Engineer, in the manner prescribed in **Section 6 Notices**.

5. CONSIDERATION

a. The consideration for this Lease is the operation, caretaker, custody, security, and maintenance of the Leased Premises by the Lessee for the benefit of the United States and the general public in accordance with the conditions herein set forth. This obligation includes maintenance of the Leased Premises in accordance with City of Seattle Department of Parks and Recreation Landscape, Horticulture and Urban Forestry Best Practices-September 1999 and the payment of stormwater assessments and any other related fees from King County associated with the Leased Premises during the Lease term. The Lessee shall work with the King County Assessor's Offices to have the annual stormwater assessment notices for the Leased Premises sent directly to the Lessee. Lessee will provide the Lessor with copies of statements indicating payment of the stormwater assessments within thirty (30) days of receipt.

Fort Lawton, WA
Lease No. DACA67-1-22-0500

Copies of payment statements shall be sent to the Army Corps of Engineers, Seattle District, Real Estate Division, ATTN: CENWS-RE-TR, 4735 East Marginal Way South, Bldg. 1202, Seattle, WA 98124-2388. Payment of the annual stormwater assessment for any portion of the Lease term that is less than an entire calendar year shall be on a prorated basis.

b. All monies received by the Lessee from operations conducted on the Leased Premises shall be utilized by the Lessee for the protection, operation, maintenance, repair, and costs related to the protection and preservation of the Leased Premises. The Lessee shall provide an annual statement of receipts and expenditures to the District Engineer. The Lessor shall have the right to perform audits or to require the Lessee to audit the records and accounts of the Lessee in accordance with auditing standards and procedures promulgated by the American Institute of Certified Public Accountants or by the state and furnish the Lessor with the results of such an audit.

6. NOTICES

All correspondence and notices given pursuant to this Lease shall be addressed, if to the Lessee, to the City of Seattle, Department of Finance and Administrative Services, Seattle Municipal Tower, 700 Fifth Avenue, Suite 5200, or P. O. Box 94689, Seattle, WA 98124-4689, and if to the United States, to District Engineer, Attention: USACE, Seattle District Corps of Engineers, CENWS-RE, 4735 East Marginal Way South, Bldg. 1202 Seattle, WA, 98134-2388, or as may from time to time otherwise be directed by the parties. The service of the notice shall be deemed complete upon the receipt of said notice, or the refusal thereof, by the applicable party.

7. SUPERVISION OF THE LEASED PREMISES

The use and occupation of the Leased Premises shall be subject to the general supervision and approval of the Army Base Realignment and Closure Branch, Environmental Division (DAIN-ISE), Installation Services Directorate, Office of Deputy Chief of Staff, G-9 hereinafter also referred to as "said officer", and to such rules and regulations as may be prescribed from time to time by said officer, all consistent with and in furtherance of the terms of this Lease.

8. APPLICABLE LAWS AND REGULATIONS

a. The Lessee shall comply with all applicable Federal, state, and local laws, ordinances, regulations, and standards that are or may become applicable to their activities on the Leased Premises.

b. Additional compliance conditions are included in **Section 21 Environmental Protection**.

9. CONDITION OF THE LEASED PREMISES

a. No warranties either expressed or implied are given with regard to the condition of the Leased Premises, including, without limitation, whether the Leased Premises does or does not contain asbestos or lead-based paint. The Lessee shall be deemed to have relied solely on its own judgment in assessing the overall condition of all or any portion of the Leased Premises, including, without limitation, any asbestos, lead-based paint, or other conditions on the Leased Premises. The failure of the Lessee to inspect, or to exercise due diligence to be fully informed as to the condition of all or any portion of the Leased Premises offered, will not constitute grounds for any claim or demand against the United States.

b. The Lessee acknowledges that it has inspected the Leased Premises, knows its condition, and understands that the same is leased in an "as is" and "where is" condition, without any representations or warranties whatsoever and without obligation on the part of the United States to make any alterations, repairs, or additions thereto, except as may be specifically provided herein.

c. Environmental Condition of Property. An Environmental Condition of Property (ECP) report was prepared in September 2007 and supplemented by an ECP update report in April 2013 and an ECP recertification in June of 2016, and an ECP Update (ECP-U) Report in August 2021. The Lessee has had the opportunity to conduct an environmental survey of the Leased Premises to verify the observable environmental conditions, prior to the execution of this Lease. At the expiration, revocation, or termination of this Lease, the Lessor and the Lessee will jointly conduct an environmental condition close-out survey using the ECP Report, the update, and the recertification to ascertain any changes in the environmental condition of the Leased Premises. If the Lessee refuses to participate in the close-out survey, then the Lessor will conduct the close-out survey at the Lessee's expense and provide a copy to the Lessee. Environmentally significant changes will be documented as an update to the ECP Report, and the Lessee will be required to make suitable compensation to the extent the changed conditions are due to the Lessee's use and occupancy. The ECP Report, the update and the recertification will constitute the basis for settlement by the parties and determining any environmental restoration requirements to be completed by the Lessee in accordance with Section 15 Restoration.

d. Physical Condition of Property. The Lessee has had the opportunity to conduct an inventory and physical condition survey of the Leased Premises to ascertain the components and physical condition of the property, including vegetation, drainages, structures, utilities, and other appurtenances and fixtures on the Leased Premises, a list of which is attached as **Exhibit "C"**. The results of that survey are identified in the

attached Joint Survey and Inspection of Physical Condition, **Exhibit "E"**. At the expiration or termination of this Lease, the Lessor and the Lessee will jointly conduct an inventory and physical condition close-out survey to ascertain any changes in the physical condition of the Leased Premises. If the Lessee refuses to participate in the inventory and physical condition close-out survey, then the Lessor will conduct the close-out survey at the Lessee's expense and provide a copy to the Lessee. The findings of the inventory and physical condition close-out survey will constitute the basis for settlement by the parties for the restoration, in accordance with Section 15 Restoration, of any leased property shown to be lost, damaged, or destroyed during the Lease term.

10. COST OF UTILITIES

a. The Lessee shall pay the cost, as determined by the officer having jurisdiction over the Leased Premises, of producing and/or supplying any utilities and other services furnished by the government or through government-owned facilities for the use of the Lessee, including the Lessee's proportionate share of the cost of operation and maintenance of the government-owned facilities by which such utilities or services are produced or supplied. Payment to Lessor shall be made in a manner prescribed by the Lessors' Officer having such jurisdiction.

b. The Lessee has the option of obtaining utility services directly from local utility providers. The Lessor reserves the right to require the Lessee to install separate meters at its own expense for these services and require Lessee to obtain service in its own name. The Lessee shall pay for utilities on a prorated basis until meters are installed. The Lessor shall be under no obligation to furnish utilities or services; however, prior to terminating services to Lessee, Lessee shall be provided with reasonable notice and opportunity to obtain and install utility services from a commercial provider.

11. PROTECTION OF PROPERTY

The Lessee shall keep the Leased Premises in good order and in a clean, safe condition by and at the expense of the Lessee. The Lessee shall be responsible for any damage that may be caused to property of the United States by the activities of the Lessee under this Lease and shall exercise due diligence in the protection of all property located on the Leased Premises against fire or damage from any and all other causes. If the Leased Premises are destroyed or damaged in whole or in part because of Lessee's use, Lessee shall repair or replace the Leased Premises to its prior condition, normal wear and tear excepted; unless said officer determines that Lessee may pay the cost to repair or replace the Leased Premises, except personal property, to a condition satisfactory to said officer.

12. INSURANCE

a. As to those structures and improvements on the Leased Premises constructed by or owned by the United States, for such periods as the Lessee is in possession of the Leased Premises pursuant to the terms and conditions of this Lease, the Lessee shall procure and maintain at the Lessee's cost a standard fire and extended coverage insurance policy or policies on the Leased Premises to the full insurable value thereof. The Lessee shall procure such insurance from a reputable company or companies. The insurance policy shall provide that in the event of loss thereunder, the proceeds of the policy or policies, at the election of the United States, shall be payable to the Lessee to be used solely for the repair, restoration or replacement of the property damaged or destroyed, and any balance of the proceeds not required for such repair, restoration or replacement shall be paid to the United States. If the United States does not elect by notice in writing to the insurer within sixty (60) days after the damage or destruction occurs to have the proceeds paid to the Lessee for the purposes hereinabove set forth, then such proceeds shall be paid to the United States, provided however that the insurer, after payment of any proceeds to the Lessee in accordance with the provision of the policy or policies, shall have no obligation or liability with respect to the use or disposition of the proceeds by the Lessee. Nothing herein contained shall be construed as an obligation upon the United States to repair, restore or replace the Leased Premises or any part thereof should it be diminished in value, damaged, or destroyed.

b. The Lessee shall require that the insurance company give the District Engineer thirty (30) days written notice of any cancellation or change in such insurance in the manner prescribed in Section 6 Notices. The District Engineer may require closure of any or all the Leased Premises during any period for which the Lessee does not have the required insurance coverage. The Lessee shall require its insurance company to furnish to the District Engineer, certificates of insurance evidencing the purchase of such insurance.

13. RIGHT TO ENTER

a. The United States, its officers, agents and employees, reserve a right to enter upon the Leased Premises at any time and for any purpose necessary or convenient in connection with U.S. government purposes; to make inspections, to make any other use of the lands as may be necessary in connection with U.S. Government purposes, and the Lessee shall have no claim for damages on account thereof against the United States or any officer, agent, or employee thereof, except as may be authorized under the Federal Tort Claims Act or other applicable law.

b. Additional rights to enter are reserved in **Section 21 Environmental Protection**.

14. INDEMNITY AND HOLD HARMLESS

a. To the extent permitted by law, the Lessee agrees to assume all risks of all loss or damage to property and injury or death to persons by reason of or incident to its possession and/or use of the Leased Premises or the activities conducted under this Lease. The Lessee expressly waives all claims against the United States of America for any such loss, damage, personal injury, or death caused by or occurring as a consequence of possession and/or use of the Leased Premises by the Lessee. The Lessee, to the extent authorized by applicable law further agrees to indemnify and hold harmless the Army, its officers, agents, and employees, from and against all suits, claims, demands or actions, liabilities, judgments, costs, and attorneys' fees arising out of, or in any manner predicated upon, personal injury, death, or property damage resulting from, related to, caused by, or arising out of the possession and/or use of the Leased Premises by the Lessee. The Army will give the Lessee notice of any claim against it covered by this indemnity as soon after learning of such claim as practicable.

b. The Lessee shall indemnify and hold harmless the United States of America from any costs, expenses, liabilities, fines, or penalties resulting from any discharges, releases, emissions, spills, storage, disposal, or any other action caused by the Lessee which gives rise to any claim or action to determine if the United States of America has any potential liability, civil or criminal, or responsibility under Federal, state, or local environmental laws.

c. The obligations of the Lessee under this Section 14 shall survive the expiration or termination of the Lease and any conveyance of the Leased Premises. The Lessee's obligation hereunder shall apply whenever the United States of America incurs costs or liabilities for the Lessee actions giving rise to liability under this section, except as limited by law.

d. The Lessee shall be responsible for any costs, expenses, liabilities, fines, or penalties under Federal state or local environmental laws, resulting from discharges, release, emissions, spills, storage, or disposal of hazardous substances caused by Lessee activities on the Leased Premises during the term of the Lease.

15. RESTORATION

a. Except in case of termination under Section 4.a.(I), on or before the expiration of this Lease or its termination by the Lessor or relinquishment by the Lessee, the Lessee shall vacate the Leased Premises, remove the property of the Lessee, and restore the Leased Premises to a condition existing as of term commencement, ordinary wear and tear excepted, as reasonably determined by said officer within such time as the said officer may designate. If the Lessee shall fail or neglect to remove said property

and restore the Leased Premises, then, at the option of the said officer, the property shall either become the property of the United States without compensation therefor, or the said officer may cause the property to be removed and no claim for damages against the United States or its officers or agents shall be created by or made on account of such removal and restoration work. The Lessee shall also pay the United States on demand any sum which may be expended by the United States after the expiration, relinquishment, or termination of this Lease in restoring the Leased Premises to its condition as of the time of this Lease, provided Lessor-approved modifications and normal wear and tear are excepted.

b. During the previous Lease to Lessee DACA67-1-17-27 (effective 1 January 2017 through 31 December 2021), a fire occurred on 22 January 2018 at Harvey Hall, in the auditorium, which resulted in damages estimated at \$110,000. Per **Section 11, Protection of Property**, Lessee is required to repair or replace the Leased Premises to its prior condition or pay the cost to Lessor. At the time of the fire, Lessor and Lessee agreed to defer payment until such time as Lessee either accepted the property by fee conveyance, in which case Lessor would forgive the debt, or Lessee terminated conveyance negotiations and the Lease, at which time, Lessee would pay Lessor the damages owing. Lessee shall pay for any damages owing to Lessor upon early termination of this Lease or failure to complete fee conveyance at the end of the Lease.

16. NON-DISCRIMINATION

a. The Lessee shall not discriminate against any person or persons or exclude them from participation in the Lessee's operations, programs, or activities conducted on the Leased Premises because of race, color, religion, sex, age, handicap, or national origin.

b. The Lessee, by acceptance of this Lease, is receiving a type of Federal assistance and, therefore, hereby gives assurance that it will comply with the provisions of Title VI of the Civil Rights Act of 1964, as amended (42 U.S.C. § 2000d); the Age Discrimination Act of 1975 (42 U.S.C. § 6102); the Rehabilitation Act of 1973, as amended (29 U.S.C. § 794); and all requirements imposed by or pursuant to the Directive of the Department of Defense (32 CFR Part 300).

17. SUBJECT TO EASEMENTS

This Lease is subject to all existing easements, or those subsequently granted as well as established access routes for roadways and utilities located, or to be located, on the Leased Premises, provided that the proposed grant of any new easement or route will be coordinated with the Lessee, and easements will not be granted which will, in the

opinion of the District Commander, interfere with the current use of the Leased Premises by the Lessee.

18. PROHIBITED USES

a. The Lessee shall not permit gambling on the Leased Premises, except for state lottery tickets in accordance with applicable state and local laws and regulations, or install or operate, or permit to be installed or operated thereon, any device which is illegal; or use the Leased Premises or permit it to be used for any illegal business or purpose. There shall not be conducted on or permitted upon the Leased Premises any activity which constitutes a nuisance.

b. The Lessee shall not construct or place any structure, improvement, or advertising sign or allow or permit such construction or placement without prior written approval of the District Engineer.

c. The Lessee shall not sell, store, or dispense, or permit the sale, storage, or dispensing of beer or other intoxicating liquors on the Leased Premises.

d. The Lessee shall not construct or operate any mobile or temporary fuel storage or dispensing facility and shall use designated existing facilities for storage of small fuel quantities in accordance with State and Federal regulations. Lessee shall not utilize the property for commercial vehicle parking except as necessary for the permitted uses described in **Section 2 Use of the Leased Premises**.

e. The Lessee shall not conduct any destructive police training on or in any buildings of the Leased premises.

f. See additional Use Restrictions in the Environmental Protection Provisions, **Exhibit "D"**.

g. The Lessee shall not transfer, assign, license or sublease the Leased Premises, without prior written approval by the District Engineer.

19. WASTE OF NATURAL RESOURCES

The Lessee shall cut no timber, conduct no mining operations, remove no sand, gravel, or kindred substances from the ground, commit no waste of any kind, nor in any manner substantially change the contour or condition of the Leased Premises except as authorized in writing by the Lessor. However, the Lessee may cut trees which pose a danger or could impact existing infrastructure as a part of normal grounds maintenance.

20. DISPUTES CLAUSE

a. Except as provided in the Contract Disputes Act of 1978 (41 U.S.C. 7101-7109) as amended, (the Act), all disputes arising under or relating to this Lease shall be resolved under this clause and the provisions of the Act.

b. "Claim", as used in this clause, means a written demand or written assertion by the Lessee seeking, as a matter of right, the payment of money in a sum certain, the adjustment of interpretation of Lease terms, or other relief arising under this Lease. A claim arising under this Lease, unlike a claim relating to this Lease, is a claim that can be resolved under a lease clause that provides for the relief sought by the Lessee. However, a written demand or written assertion by the Lessee seeking the payment of money exceeding \$100,000 is not a claim under the Act until certified as required by subparagraph c. (2) below.

c. See below:

(1) A claim by the Lessee shall be made in writing and submitted to the District Engineer for a written decision. A claim by the Government against the Lessee shall be made in writing and shall have a written response by the Director of Finance and Administrative Services of the Lessee.

(2) For Lessee claims exceeding \$100,000, the Lessee shall submit with the claim a certification that:

- (i) the claim is made in good faith; and
- (ii) supporting data are accurate and complete to the best of the Lessee's knowledge and belief; and
- (iii) the amount requested accurately reflects the Lease adjustment for which the Lessee believes the Lessor is liable.

(3) If the Lessee is an individual, the certificate shall be executed by that individual. If the Lessee is not an individual, the certification shall be executed by:

- (i) a senior company official in charge of the Lessee's location involved; or
- (ii) an officer or general partner of the Lessee having overall responsibility of the conduct of the Lessee's affairs.

d. For Lessee claims of \$100,000 or less, the District Engineer must, if requested in writing by the Lessee, render a decision within 60 days of the request. For Lessee-certified claims over \$100,000, the District Engineer must, within 60 days, decide the claim or notify the Lessee of the date by which the decision will be made.

e. The District Engineer's decision shall be final unless the Lessee appeals or files a suit as provided in the Act.

f. At the time a claim by the Lessee is submitted to the District Engineer or a claim by the Government is presented to the Lessee, the parties, by mutual consent, may agree to use alternative means of dispute resolution. When using alternate dispute resolution procedures, any claim, regardless of amount, shall be accompanied by the certificate described in sub condition c. (2) of this condition, and be executed in accordance with sub condition c. (3) of this condition.

g. The Government shall pay interest, or the amount found due and unpaid by the Lessor from:

(1) the date the District Engineer received the claim (properly certified if required),

or

(2) the date payment otherwise would be due, if that date is later, until the date of payment. Simple interest on claims shall be paid at the rate, fixed by the Secretary of the Treasury as provided in the Act, which is applicable to the period during which the District Engineer receives the claim and then at the rate applicable for each six-month period as fixed by the Treasury Secretary during the pendency of the claim.

h. The Lessee shall proceed diligently with the performance of the Lease, pending final resolution of any request for relief, claim, or action arising under the Lease, and comply with any decision of the District Engineer.

i. The process for submitting and determining a claim as set forth in Subsections 20.c through 20.h above shall only apply to a claim from the Lessee against the Lessor.

21. ENVIRONMENTAL PROTECTION

a. The Lessee will use all reasonable means available to protect the environment and natural resources, and where damage nonetheless occurs from activities of the Lessee, the Lessee shall be liable to remediate the environment and/or restore the damaged. The Lessee shall not disrupt, damage, obstruct, or impede environmental restoration work, operations, or facilities on the Leased Premises. The Lessee shall indemnify the Lessor, to the extent authorized by applicable law, for any costs incurred as a result of Lessee's breach of this provision. The Lessee must obtain approval in writing from said officer, as identified in **Section 7 Supervision of Leased Premises**, before any pesticides or herbicides are applied to the Leased Premises.

b. The Lessee shall be solely responsible for obtaining at its cost and expense any regulatory or environmental permits required for its operations under the Lease, independent of any existing permits. The Lessee shall be required to obtain its own EPA Identification Number, if applicable.

c. The Lessor's rights under this Lease specifically include the right of Government officials to inspect, upon reasonable notice, the Leased Premises for compliance with environmental, safety, and occupational health laws and regulations, whether or not the Government is responsible for enforcing them. Such inspections are without prejudice to the right of duly constituted enforcement officials to make such inspections. The Lessor normally will give the Lessee twenty-four (24) hours prior notice of its intention to enter the Leased Premises unless it determines the entry is required for safety, environmental operations, or security purposes. The Lessee shall have no claim on account of any such entry against the Lessor or any officer, agent, employee, or contractor thereof.

d. The Government, its officers, agents, employees, contractors, and subcontractors have the right, upon reasonable notice to the Lessee, to enter upon the Leased Premises for the purposes enumerated in this condition;

(1) to conduct investigations and surveys, including, where necessary, drilling, soil and water sampling, test pitting, testing soil borings, and other environmental investigations;

(2) to inspect field activities of the Lessor and its employees, agents, contractors, and subcontractors for environmental compliance;

(3) to construct, operate, maintain, or undertake any other response or remedial action.

e. Any inspection, survey, investigation, or other response or remedial action will, to the extent practical, be coordinated with representatives designated by the Lessee. The Lessee shall have no claim on account of such entries against the United States or any officer, agent, employee, contractor, or subcontractor thereof, except as may be authorized under other applicable law. In addition, the Lessee shall comply with all applicable Federal, state, and local occupational safety and health regulations.

f. The Lessee shall not store or dispose of any toxic or hazardous materials on the Leased Premises unless authorized pursuant to 10 U.S.C. 2692. The Lessee shall strictly comply with the hazardous waste requirements under Resource Conservation and Recovery Act (RCRA), or its Washington State Department of Ecology (WSDOE) equivalent. Except as specifically authorized by the Lessor in writing, the Lessee must provide at its own expense hazardous waste management facilities, complying with all

Fort Lawton, WA
Lease No. DACA67-1-22-0500

laws and regulations. Lessor hazardous waste management facilities will not be available to the Lessee. Any violation of the requirements of this condition shall be deemed a material breach of this Lease.

g. Also see the conditions, restrictions, and notifications in **Exhibit "D"**.

22. HAZARDOUS SUBSTANCES NOTICE

To the extent such information is available on the basis of a complete search of Lessor's files, notice regarding hazardous substances stored for one year or more, known to have been released or disposed of on the Leased Premises, is provided in the Environmental Condition of Property (ECP). The Lessee should consult the ECP for more detailed information.

23. SITE SPECIFIC CONDITIONS AND RESTRICTIONS

a. If used by the Lessee, any herbicides and pesticides must be approved by Federal, state, and local laws and regulations. In addition, the use, permitting, application, reporting and disposal of these agents are required to be in accordance with these laws.

b. Maintenance of the buildings and grounds of the Leased Premises shall be performed in conformance with the City of Seattle Parks and Recreation Landscape, Horticulture and Urban Forestry Best Management Practices-September 1999.

c. All maintenance requested by Lessee on the Leased Premises is the sole responsibility of the Lessee and must be funded by the Lessee. If maintenance is provided by the Lessor or a Lessor sub-contractor at Lessee's request, the Lessee shall reimburse the Lessor directly following the completion of services. The costs for those services will be equal to the Lessor's cost.

d. If it is necessary for the Lessee to access the Leased Premises through the Fort Lawton Cemetery Gate, access will be restricted to the area immediately adjacent to the fence along the southern boundary of the cemetery.

e. All equipment on site and in buildings such as generators, space heaters, fans, wire cages, etc., and non-attached personal property such as desks, chairs, curtains, shelves, and other furniture is considered property of the Federal Government and is not to be removed from the Leased Premises. Requests to relocate and use these items off the Leased Premises should be addressed to the District Engineer.

24. HISTORIC PRESERVATION

The Lessee shall not remove or disturb, or cause or permit to be removed or disturbed, any historical, archaeological, architectural, or other cultural artifacts, relics,

Fort Lawton, WA
Lease No. DACA67-1-22-0500

remains, or objects of antiquity located or discovered on the Leased Premises. In the event such items are discovered on the Leased Premises, the Lessee shall immediately notify said officer and protect the site and the material from further disturbance until said officer gives clearance to proceed.

25. SOIL AND WATER CONSERVATION

The Lessee shall maintain, in a manner satisfactory to said officer, all soil and water conservation structures that may be in existence upon said Leased Premises at the beginning of, or that may be constructed by the Lessee during the term of this Lease, and the Lessee shall take appropriate measures to prevent or control soil erosion within the Leased Premises. Any soil erosion occurring outside the Leased Premises resulting from the activities of the Lessee shall be corrected by the Lessee as directed by the said officer.

26. TAXES

Any and all taxes imposed by the state or its political subdivisions upon the property or interest of the Lessee in the Leased Premises shall be paid promptly by the Lessee. If and to the extent that the property owned by the United States is later made taxable by state or local governments under an Act of Congress, the Lease shall be renegotiated.

27. COVENANT AGAINST CONTINGENT FEES

The Lessee warrants that no person or selling agency has been employed or retained to solicit or secure this Lease upon an agreement or understanding for a commission, percentage, brokerage, or contingent fee, except bona fide employees or established commercial or selling agencies maintained by the Lessee for the purpose of securing business. For breach or violation of this warranty, the United States shall have the right to annul this Lease without liability or, in its discretion, to require the Lessee to pay, in addition to the Lease rental or consideration, the full amount of such commission, percentage, brokerage, or contingent fee.

28. OFFICIALS NOT TO BENEFIT

No member of or delegate to Congress or resident commissioner shall be admitted to any share or part of this Lease or to any benefits to arise therefrom. However, nothing herein contained shall be construed to extend to any incorporated company if this Lease is for the general benefit of such corporation or company.

29. MODIFICATIONS

Fort Lawton, WA
Lease No. DACA67-1-22-0500

This Lease contains the entire agreement between the parties hereto, and no modification of this agreement, or waiver, or consent hereunder shall be valid unless the same be in writing, signed by the parties to be bound or by a duly authorized representative, and this provision shall apply to this condition as well as all other conditions of this Lease.

30. NO COMMITMENTS FOR FUTURE USE

This Lease does not commit the United States to any renewals of the use authorized herein beyond the extension of the term, if provided for in the Condition on TERM or to any future reuse or disposal and does not create any right or expectation for the Lessee to acquire the leased property.

31. DISCLAIMER

This Lease is effective only insofar as the rights of the United States in the Leased Premises are concerned; and the Lessee shall obtain any permit or license which may be required by applicable Federal, state, or local statute in connection with the use of the Leased Premises. It is understood that the granting of this Lease does not preclude the necessity of obtaining a Department of the Army permit for activities which involve the discharge of dredge or fill material or the placement of fixed structures in the waters of the United States, pursuant to the provisions of Section 10 of the Rivers and Harbors Act of March 3, 1899 (33 U.S.C. 403), and Section 404 of the Clean Waters Act (33 U.S.C. 1344).

32. AVAILABILITY OF FUNDS

The Lessor's obligation to pay or reimburse any money under this Lease is subject to the availability of appropriated funds, and nothing in this Lease shall be interpreted to require obligations or payments by the United States in violation of the Anti-Deficiency Act, provided that the Lessor shall otherwise comply with applicable statutory requirements and its obligations under the terms of this Lease.

33. IMPROVEMENTS TO LEASE PREMISES

- a. The Lessee may make improvements to the Leased Premises:
 - (1) upon prior written consent of the Lessor;
 - (2) said improvements are undertaken or constructed in a good and workmanlike manner and in accordance with all requirements of applicable Federal, state, and local ordinances and with the rules, regulations and requirements of all departments, boards, bureaus, officials, and authorities having jurisdiction thereover.

Fort Lawton, WA
Lease No. DACA67-1-22-0500

(3) said improvements will not preclude the use of the Leased Premises for purposes anticipated by disposal-related documentation prepared to satisfy the requirements of the National Environmental Policy Act of 1969, as amended, which documentation may include, without limitation, a Record of Environmental Consideration, or an Environmental Assessment, or by the Reuse Plan; and

(4) all necessary permits for such improvements shall be obtained by the Lessee.

b. If required by applicable law, the Lessor agrees to cooperate with the Lessee and to execute any documents or permits reasonably required for the undertaking by the Lessee of any such improvements, provided that the Lessee shall discharge any expense or liability of the Lessor in connection therewith.

c. The Lessee shall provide to the Lessor, at the Lessee's expense, upon receipt thereof by the Lessee, copies of all permits, certificates of occupancy, and other approvals, including copies of all plans submitted in connection therewith, obtained from governmental authorities in connection with the use and occupancy of such building or improvement.

d. This provision shall not apply to the performance of routine maintenance activities at the Leased Premises by the Lessee.

34. FORCE MAJEURE

Neither Lessor nor Lessee shall be deemed in default under this Lease, nor liable for damages, nor subject to termination, for failure to perform duties or obligations or meet conditions under this Lease if such failure is arising from any natural cause or event beyond a party's reasonable control, including, but not limited to, an act of nature, fire, flood, windstorm, or earthquake, or delay caused by third-party challenges, actions or lawsuits but not including strike or labor disturbance, civil commotion, or delay in transportation. In no event, shall this clause operate to extend the term of this lease.

35. SPECIAL CONDITIONS

a. The Leased Premises is subject to completed and ongoing Environmental Restoration work and operating CERCLA Remedies. The Grantee shall not conduct or allow any sub-tenants, agents, or assigns to conduct any excavation, digging, trenching, new construction, demolition work or any type of soil disturbing activities without the expressed written consent of the Real Estate Contracting Officer, in the manner prescribed in **Section 6 Notices**.

b. This Lease is subject to the requirements of Executive Order 14042 as attached in **Exhibit "F"**.

Fort Lawton, WA
Lease No. DACA67-1-22-0500

36. COMPLIANCE WITH EXECUTIVE ORDER 13658

a. It has been determined this contract is not subject to Executive Order 13658 or the regulations issued by the Secretary of Labor in 29 CFR part 10 pursuant to the Executive Order, and the following provisions.

b. If a duly authorized representative of the United States discovers or determines, whether before or subsequent to executing this contract, that an erroneous determination regarding the applicability of Executive Order 13658 was made, contractor, to the extent permitted by law, agrees to indemnify and hold harmless the United States, its officers, agents, and employees, for and from any and all liabilities, losses, claims, expenses, suits, fines, penalties, judgments, demands or actions, costs, fees, and damages directly or indirectly arising out of, caused by, related to, resulting from or in any way predicated upon, in whole or in part, the erroneous Executive Order 13658 determination. This includes contractor releasing any claim or entitlement it would otherwise have to an equitable adjustment to the contract and indemnifying and holding harmless the United States from the claims of subcontractors and contractor employees.

37. COMPLIANCE WITH EXECUTIVE ORDER 13706

It has been determined this contract is not subject to Executive Order 13706 or the regulations issued by the Secretary of Labor in 29 CFR part 13 pursuant to the Executive Order.

38. EXHIBITS

Listed Exhibits are incorporated and made a part of this Lease:

Exhibit "A" – Legal Description

Exhibit "B" – Map, Tax Parcel Information & Facilities Map

Exhibit "C" – Fixtures, appurtenances, and improvements

Exhibit "D" – Environmental Protection Provisions

Exhibit "E" – Joint Survey of Physical Condition

Exhibit "F" – Executive Order 14042

THIS LEASE is not subject to Title 10, United States Code, Section 2662, as amended.

IN WITNESS WHEREOF, I have hereunto set my hand by authority of the
Secretary of the Army this _____ day of _____ 2021.

TODD L. CZARNECKI

Chief of Real Estate, Northwestern Division
Real Estate Contracting Officer

THIS LEASE is also executed by the Lessee this _____ day of
_____ 2021.

THE CITY OF SEATTLE

A Municipal Corporation of the
State of Washington

Signature

Printed Name

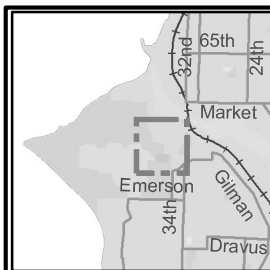
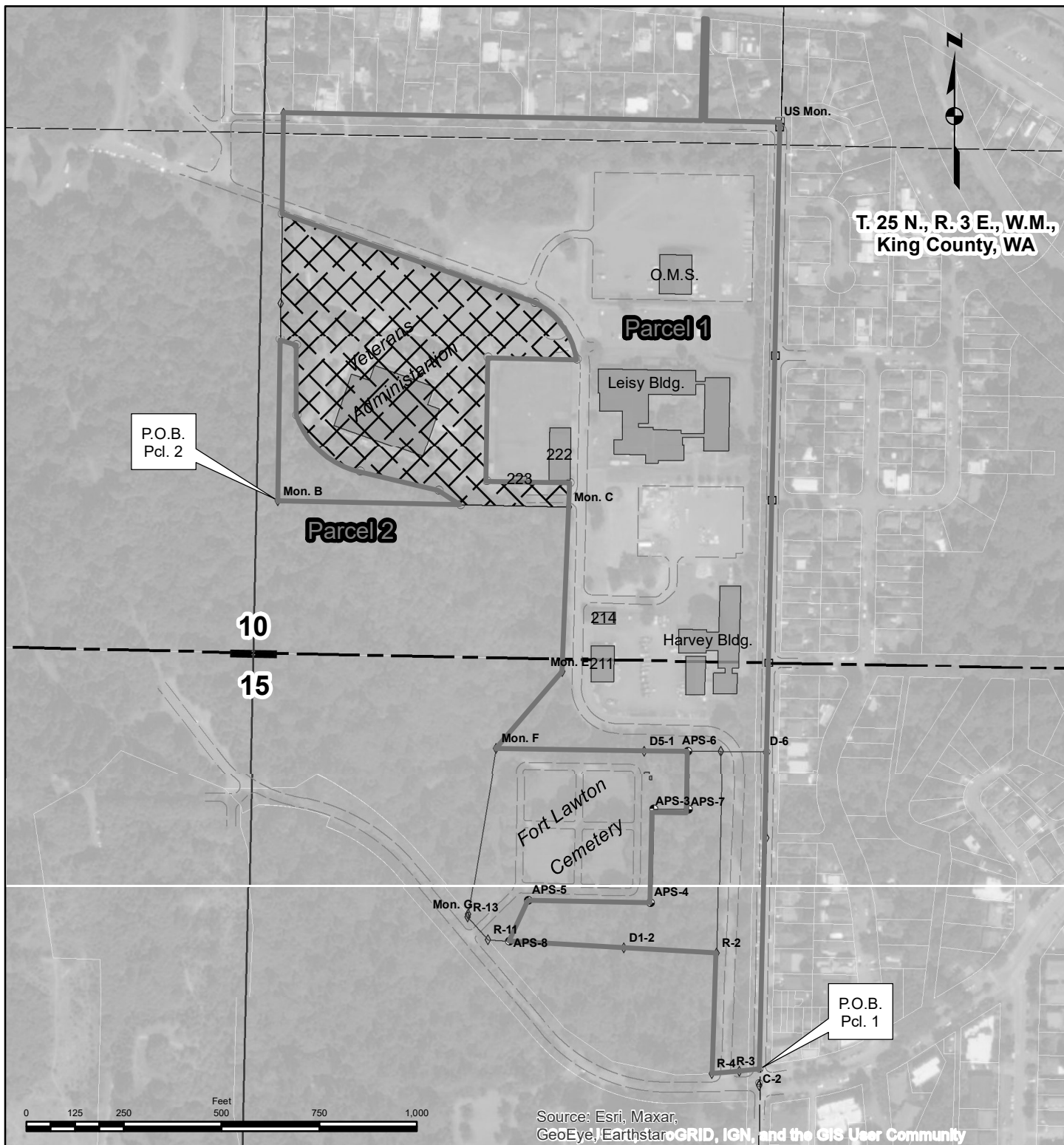
Title

Fort Lawton, WA
Lease No. DACA67-1-22-0500

Exhibit "B.1"



**Fort Lawton USAR Complex
Lease to City of Seattle - DACA67-1-22-0500**



Legend

- City Lease Parcels
- DoD Parcels
- DoD Disposal
- Road_Beds
- Structure

DISCLAIMER - While the United States Army Corps of Engineers, (hereinafter referred to as USACE) has made a reasonable effort to insure the accuracy of the maps and associated data, it should be explicitly noted that USACE makes no warranty, representation or guaranty, either express or implied, as to the content, sequence, accuracy, timeliness or completeness of any of the data provided herein. The USACE, its officers, agents, employees, or servants shall assume no liability of any nature for any errors, omissions, or inaccuracies in the information provided regardless of how caused. The USACE, its officers, agents, employees or servants shall assume no liability for any decisions made or actions taken or not taken by the user of this map and associated data in reliance upon any information or data furnished here. By using these maps and associated data the user does so entirely at their own risk and explicitly acknowledges that he/she is aware of and agrees to be bound by this disclaimer and agrees not to present any claim or demand of any nature against the USACE, its officers, agents, employees or servants in any forum whatsoever for any damages of any nature whatsoever that may result from or may be caused in any way by the use of the maps and associated data.

Exhibit "C"

FORT LAWTON – BUILDING DESCRIPTIONS

Building No.	Description	Meas. Amt	Meas. Type
207	FLAGPOLE	1.00	EACH
211	ARMY RESERVES CENTER BUILDING	4877.00	SQUARE FOOT
214	ARMY RESERVES CENTER BUILDING	1800.00	SQUARE FOOT
216	ARMY RESERVES CENTER BUILDING	28210.00	SQUARE FOOT
220	ARMY RESERVES CENTER BUILDING	67697.00	SQUARE FOOT
222	USAR VEH MAINT	6468.00	SQUARE FOOT
224	WASH PLATFORM, ORGANIZATIONAL	1.00	EACH
225	FUELING/POL/WASH SUPPORT BUILDING	42.00	SQUARE FOOT
226	MONUMENT/MEMORIALS	1.00	EACH
227	WASH PLATFORM, ORGANIZATIONAL	1.00	EACH
228	USAR VEH MAINT	240.00	SQUARE FOOT
229	LOADING/UNLOADING DOCKS AND RAMPS	1.00	EACH
245	USAR VEH MAINT	8162.00	SQUARE FOOT
45210	OPEN STORAGE AREA, INSTALLATION	204.00	SQUARE YARD
GASPL	GAS PIPELINES	525.00	LINEAR FEET
GENAR	STANDBY GENERATOR	816.00	KILOWATTS

**Att 1 Ex C - FAS Army Ft. Lawton Lease - Fixtures, Appurtenances and Improvements
V2
Exhibit "C"**

OFARC	FENCING AND WALLS	7800.00	LINEAR FEET
OFDIV	FENCING AND WALLS	3830.00	LINEAR FEET
OGARC	GATE	220.00	LINEAR FEET
OGDIV	GATE	130.00	LINEAR FEET
ORPPV	ORG PARK PAVED	7466.66	SQUARE YARD
RBARC	ORG PARK PAVED	26583.00	SQUARE YARD
RHARC	ORG PARK PAVED	21052.00	SQUARE YARD
RIOOO	CANTONMENT AREA ROADS, PAVED	6958.00	SQUARE YARD
RITEX	CANTONMENT AREA ROADS, PAVED	8944.00	SQUARE YARD
RWARC	SIDEWALKS AND WALKWAYS, PAVED	2743.00	SQUARE YARD
RWDIV	SIDEWALKS AND WALKWAYS, PAVED	2606.00	SQUARE YARD
VLARC	EXTERIOR LIGHTING	23.00	EACH
VUARC	UNDERGROUND ELECTRIC LINES	3545.00	LINEAR FEET
WDARC	STORM SEWER	5017.00	LINEAR FEET
WSARC	SANITARY SEWER	5080.00	LINEAR FEET

JOINT SURVEY AND INSPECTION OF CONDITION OF GOVERNMENT LEASED PROPERTY			
INSTRUCTIONS			
1. If considered necessary, use a separate ENG Form 3143a for each room surveyed 2. Attritional sheets may be attached for physical characteristics of land and buildings:		Exterior and interior details of buildings; service facilities; and inventory of machinery and equipment; miscellaneous items and general remarks and otherwise covered in section II of this form or on ENG Form 3143a.	
ADDED INSTRUCTIONS (Overprint, if desired) This Joint Survey and Inspection of Condition Report (completed 28 July 2021) should be utilized as an update rather than a replacement to the original Joint Survey and Inspection of Physical Condition Report dated 20 April 2016 (which has been included as Attachment "A" to this report). Original lease number: DACA67-1-17-27 (Lease Years 2017-2021) Renewal lease number: DACA67-1-22-0500 (Lease Years 2022-2027)			
SECTION I – PROPERTY DATA AND CONDITION AGREEMENT			
DATE OF SURVEY 7/28/2021	LEASE NO. DACA67-1-22-0500 // DACA67-1-17-27	LEASE COMMENCEMENT DATE 01 JAN 2017	DATE POSSESSION TAKEN
ACTIVITY Lease Renewal		TOTAL LEASED BUILDING AREA (<i>Square feet</i>) 117,663	
DESCRIPTION OF PROPERTY The Fort Lawton Military Complex consists of 33.95 acres of land and buildings located in the Magnolia District of Seattle, Washington. 10.52 acres of the total leased area are unimproved native woodlands planned for future parklands. The remaining 23.43 acres are improved with grass, hardstand and buildings for future City development.			
JOINT AGREEMENT ON THE CONDITION OF THE PROPERTY			
We, the undersigned, jointly made a survey and inspection of the condition of the property mentioned above. We agree that as of the date of survey, the condition of the property is as described herein.			
The condition of the exterior of the property is indicated on the reverse side of this form. Room conditions are indicated on attached ENG Form 3143a.			NO OF ATTACHEMENTS 1
NAME AND SIGNATURE OF <input type="checkbox"/> OWNER <input checked="" type="checkbox"/> LESSOR/LESSEE <input type="checkbox"/> AGENT Michael Ashbrook, FAS FO Division Director Michael Ashbrook Digitally signed by Michael Ashbrook Date: 2021.10.08 14:09:55 -07'00'		NAME, TITLE, AND SIGNATURE OF U.S.GOVERNEMENT REPRESENTATIVE Isabella P. Schwieter, Realty Specialist SCHWIETERT.ISABELLA.P.1 178668664 Digitally signed by SCHWIETERT.ISABELLA.P.1178668664 Date: 2021.10.12 12:09:07 -07'00'	
ADDRESS Fort Lawton Army Reserve Complex, 4585 West Texas Way (Facility ID WA030, Robert R. Leisy USARC and Facility WA031, CAPT James R. Harvey USARC, 4510 and 4570 West Texas Way), Seattle, Washington		ORGANIZATION CENWS-REO	

<p align="center">SECTION II – EXTERIOR CONDITION OF THE PROPERTY <i>(Attach sheet for added items.)</i></p>
<p>ROOF, EAVES, DOWNSPOUTS, ETC.</p> <p>Roofs were only inspected from ground level. Only limited inspection possible. No issues noted.</p>
<p>WALLS</p> <p>Signs of graffiti on the exterior walls of Leisy USARC. No other issues noted.</p>
<p>WINDOWS AND DOORS <i>(Include storm windows and doors)</i></p> <p>Exterior-facing windows have been boarded up on all levels to prevent vandalism to the property. No other issues noted.</p>
<p>FENCING</p> <p>Fencing maintained. No issues.</p>
<p>LAWN, SHRUBBERY, TREES AND PERENNIALS</p> <p>Landscaping is maintained. No other issues noted.</p>
<p>WALKS AND DRIVEWAYS</p> <p>Walkways and driveways maintained. Small cracks in walkways and parking lots from age and natural settling. No holes or failing areas noted. No issues.</p>
<p>GARAGE AND OUT BUILDINGS</p> <p>Concrete floors with some old stains on the floor from past spills. City of Seattle was asked to remove any materials classified as hazardous as outlined in 21.f of the Lease. No other issues noted.</p>
<p>ENTRANCES, ELEVATORS AND PATIOS</p> <p>Doors and entry points have been boarded up to prevent vandalism within buildings. The City of Seattle is making additional efforts to secure property.</p>
<p>SEWAGE</p> <p>Utility and Storm Sewer Systems infrastructure still operational. No issues.</p>
<p>REMARKS <i>(Include questioned of disputed items, repairs to be made, etc. Attach sheet, if necessary)</i></p> <p>Due to the high level of transient activity through the area, the property is constantly being broken into and vandalized. Attempts are being made by the City of Seattle to better secure the property and keep people out as further vandalism may make the property a hazard. Since the original site inspection on 04 June 2021 by United States Army Corps of Engineers, Seattle District Real Estate, significant progress has been made in securing and maintaining the property by the City of Seattle.</p> <p>In 2018, a fire occurred in the Harvey building 216 that resulted in damage to the auditorium seating, some wall surfaces, and smoke damage through a portion of the building. The fire was contained to the interior of the building and according to the City of Seattle, only water was used to extinguish the fire. Residual smoke damage and fumes from burnt synthetic furniture and other materials is potentially harmful, if not carcinogenic, and the air quality may be unhealthy for occupants without the use of personal protective equipment (PPE) or restoration.</p>

JOINT SURVEY AND INSPECTION OF CONDITION OF GOVERNMENT LEASED PROPERTY
SECTION III – INTERIOR CONDITION OF INDIVIDUAL ROOM

(Use reverse side for added items and remarks on questioned or disputed items, repairs to be made, etc. Attach sheet, if necessary)

LEASE NO. DACA67-1-22-0500 // DACA67-1-17-27	TYPE OF ROOM NA	FLOOR NO. NA	ROOM NO. NA
FLOOR AND FLOOR COVERING <i>(include a stairway and stair covering)</i> During 04 June 2021 inspection, floors and stairways were filled with litter and debris from transient activity. This included: Drug paraphernalia, garbage, empty spray paint cans, pulled down ceiling tile and insulation, and furniture. Litter and debris left in the hallways could pose a safety hazard. Issue was brought to the attention of the City of Seattle and significant progress was made to clean up the remaining debris.			
WALLS Vandalism and graffiti found on the interior of Leisy and Harvey USARCs. Including: tagging, holes punched in walls, and walls ripped open to be stripped of wire inside. No other issues noted.			
CEILING Ceiling tiles and ceiling insulation missing due to past vandalism. Some water spots noted on ceiling tiles in Leisy and Harvey USARCs. One leak noted in Leisy USARC on the northwest end of the building. Leak repaired by City of Seattle. No lingering issues noted following repair.			
DOORS AND WINDOWS <i>(Include skylights and other openings)</i> Many interior doors in Leisy and Harvey USARCs are damaged, removed, or missing. No significant entry/exit points blocked at time of inspection. No other issues noted.			
PLUMBING <i>(Include pipes, toilets and lavatories, drinking fountains, etc.)</i> Bathrooms not inspected due to sanitation concern by 88th Army Readiness Division Environmental team. No other issues noted.			
ELECTRICAL FIXTURES Electricity has been turned off to most of the buildings. Many fixtures within the buildings are broken or missing due to vandalism. No other issues noted.			
HEATING <i>(include radiators, thermostats, etc.)</i> Electricity has been turned off to most of the buildings. Heating not tested.			
WOODWOORK <i>(Include trim and baseboard, and hallways)</i> Only significant amount of woodwork can be found on the top level of Leisy Hall; woodwork has been pulled removed, covered in graffiti, or missing due to vandalism. No other issues noted.			
OTHER EQUIPMENT <i>(include stove, refrigerator, washer, dryer, etc.)</i> NA			

Attachment A

JOINT SURVEY AND INSPECTION OF PHYSICAL CONDITION OF GOVERNMENT LEASED PROPERTY

Fort Lawton Army Reserve Complex

Lease No: DACA67-1-17-27

SECTION I PROPERTY DATA AND PHYSICAL CONDITION AGREEMENT

Date of Survey: 20 April 2016

Date of Lease Commencement: 1 January 2017

Date Possession Taken: (Date signed by Lessor)

Leased Land Area:

Total Leased Area: 33.95 Acres

Leased Area Buildings: 117663

Other Below

<u>Building</u>	<u>Size (SF)</u>	<u>Building</u>	<u>Size (SF)</u>	<u>Other</u>	<u>Size</u>
	47	225	42	Flagpole	1
	120	228	240	Wash Platform	2
211	4877	245	8162	Monument	1
214	1800			Load Dock	1
216	28210			Generator	1
220	67697			Fencing	11630 LF
222	6468			Gates	350 LF
		Total	117663	Paved Areas	76557 SY
				Gas/Elec Lines	3979 LF
				Storm Sewer	10097 LF
				Ext Light	23

DESCRIPTION OF THE EXTERIOR AND THE INTERIOR OF THE LEASED PROPERTY

See Attached Sheets 2-5.

JOINT AGREEMENT ON THE PHYSICAL CONDITION OF THE PROPERTY

We, the undersigned, jointly made a survey and inspection of the physical condition of the property mentioned above. We agree that as of the date of the survey, the condition of the property is as described herein.

Name and Signature of the Lessee Representative

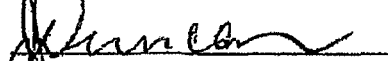


Hillary Hamilton

Lessee Representative

Department of Finance and Administrative Services

Name, Title, and Signature of Lessor Representative



Joe Duncan

Realty Specialist

Seattle District

SECTION II-PHYSICAL CONDITION OF LAND LEASED

(General condition-good, fair, poor,-with comments on visible surface vegetation, digging, damages, etc)

PRE LEASE PHYSICAL CONDITION	POST LEASE PHYSICAL CONDITION
ENTIRE LEASE AREA 33.95 ACRES	
10.52 acres unimproved native woodlands planned for future park lands. Nothing noted in these areas.	
23.43 acres improved with grass, hardstand and buildings planned for future City development.	
REMARKS (Questioned or disputed items, repairs to be made, etc.	

SECTION II-INTERIOR AND EXTERIOR PHYSICAL CONDITION OF LEASED BUILDINGS

(General condition-good, fair, poor,-with comments on damages, leaks, cracks, inoperability, etc)

PRE LEASE PHYSICAL CONDITION	POST LEASE PHYSICAL CONDITION
<p>Harvey Pump House Interior-access not available.</p> <p>Exterior-Brick; good condition.</p>	
<p>Harvey Storage Building 211. Filled with wire cages for storage.</p> <p>Interior (Ceilings and walls, front, back, door, floor) Concrete floor. Dry wall walls. Wood frame ceiling. Some broken pieces. Fair condition. . Nothing of note.</p> <p>Exterior (Roof and sides, front, back, door) Brick. Fair condition. Graffiti removed from west Wall.</p>	
<p>Harvey Computer Services Building 214 Interior (Ceilings and walls, front, back, door, floor) Concrete floors. Insulated ceiling and finished walls. Good condition.</p> <p>Exterior (Roof and sides, front, back, door) Brick. Good condition.</p>	
<p>Harvey USARC Building 216. 2 story, offices, band room, drill hall.</p> <p>Interior (Ceilings and walls, front, back, door, floor) No leaks noted. Some broken glass and fixtures. Dust and debris throughout. Heat boiler and band room acoustical material removed. Poor condition.</p> <p>Exterior (Roof and sides, front, back, door) Brick. Fair condition. First floor windows and doors boarded up and doors chained. Poor to fair condition.</p>	

<p>Leisy USARC Building 220. 2/3 story, offices, drill hall.</p> <p>Interior (Ceilings and walls, front, back, door, floor) Some broken glass, damage to water fountains and other fixtures. Carpets in poor condition. Paneling on some walls. Tile ceilings. 5-7 water spots on top floor ceilings, small 1-2 feet diameter with slight discoloration. Nothing noted on floors beneath leaks. Evidence of water leak from outside in kitchen and NW corner of drill hall. Poor to fair condition.</p> <p>Exterior (Roof and sides, front, back, door) Lower windows and doors boarded up. Doors locked and chained. Poor to fair condition.</p>	
<p>Leisy AMSA 79 Building 222</p> <p>Interior (Ceilings and walls, front, back, door, floor) Paint peeling on interior doors. Some old stains on floor from past small motor oil spills. No floor equipment remaining. Space heaters, exhaust system in ceiling. Poor to fair condition.</p> <p>Exterior (Roof and sides, front, back, door) Roof not seen. Sides, front, and back in fair condition. Nothing notable. Poor to fair condition.</p>	
<p>Leisy Building 225 Former POL Storage Shed/Lean-to.</p> <p>Interior (Ceilings and walls, front, back, door, floor) Concrete floor and block walls. Stains on interior floor. Poor condition.</p> <p>Exterior (Roof and sides, front, back, door) No or faded paint. Can secure with door. Poor Condition.</p>	
<p>Leisy Building 228 HAZMAT Storage Structure.</p> <p>Interior (Ceilings and walls, front, back, door, floor) Concrete floor and block walls. Front closes with chain link fence. Metal roof. Fair condition.</p>	

<p>Exterior (Roof and sides, front, back, door) Fair condition.</p>	
<p>OMS Building 245 Interior (Ceillngs and walls, front, back, door, floor) Concrete/tile floors and block interior walls. Metal frame and roof. Cages, offices, rest rooms. No floor equipment remains. Ceiling heat and exhaust systems remain operable. Some broken and missing tiles. Some exposed wire at disconnections; switches taped. About 17 years old. Generally fair to good condition.</p> <p>Exterior (Roof and sides, front, back, door) Brick, metal, and painted. Good condition.</p>	
<p>Fencing and Walls Black chain link-Some down near main entrance and South of Bus stop. Otherwise, fair condition. Wrought Iron gate and fencing east boundary in good condition.</p>	
<p>Paved Areas No holes or failing areas. Fair condition.</p>	
<p>Utility and Storm Sewer Systems Power remains to buildings. Communication, water, gas shut off. Fixtures winterized and not operable. All utility and storm sewer systems infrastructure is operable as VA continues to use them under an Army Permit.</p>	

ADDITIONAL COMMENTS:

Presidential Documents

Executive Order 14042 of September 9, 2021

Ensuring Adequate COVID Safety Protocols for Federal Contractors

By the authority vested in me as President by the Constitution and the laws of the United States of America, including the Federal Property and Administrative Services Act, 40 U.S.C. 101 *et seq.*, and section 301 of title 3, United States Code, and in order to promote economy and efficiency in procurement by contracting with sources that provide adequate COVID-19 safeguards for their workforce, it is hereby ordered as follows:

Section 1. Policy. This order promotes economy and efficiency in Federal procurement by ensuring that the parties that contract with the Federal Government provide adequate COVID-19 safeguards to their workers performing on or in connection with a Federal Government contract or contract-like instrument as described in section 5(a) of this order. These safeguards will decrease the spread of COVID-19, which will decrease worker absence, reduce labor costs, and improve the efficiency of contractors and subcontractors at sites where they are performing work for the Federal Government. Accordingly, ensuring that Federal contractors and subcontractors are adequately protected from COVID-19 will bolster economy and efficiency in Federal procurement.

Sec. 2. Providing for Adequate COVID-19 Safety Protocols for Federal Contractors and Subcontractors. (a) Executive departments and agencies, including independent establishments subject to the Federal Property and Administrative Services Act, 40 U.S.C. 102(4)(A) (agencies), shall, to the extent permitted by law, ensure that contracts and contract-like instruments (as described in section 5(a) of this order) include a clause that the contractor and any subcontractors (at any tier) shall incorporate into lower-tier subcontracts. This clause shall specify that the contractor or subcontractor shall, for the duration of the contract, comply with all guidance for contractor or subcontractor workplace locations published by the Safer Federal Workforce Task Force (Task Force Guidance or Guidance), provided that the Director of the Office of Management and Budget (Director) approves the Task Force Guidance and determines that the Guidance, if adhered to by contractors or subcontractors, will promote economy and efficiency in Federal contracting. This clause shall apply to any workplace locations (as specified by the Task Force Guidance) in which an individual is working on or in connection with a Federal Government contract or contract-like instrument (as described in section 5(a) of this order).

(b) By September 24, 2021, the Safer Federal Workforce Task Force (Task Force) shall, as part of its issuance of Task Force Guidance, provide definitions of relevant terms for contractors and subcontractors, explanations of protocols required of contractors and subcontractors to comply with workplace safety guidance, and any exceptions to Task Force Guidance that apply to contractor and subcontractor workplace locations and individuals in those locations working on or in connection with a Federal Government contract or contract-like instrument (as described in section 5(a) of this order).

(c) Prior to the Task Force publishing new Guidance related to COVID-19 for contractor or subcontractor workplace locations, including the Guidance developed pursuant to subsection (b) of this section, the Director shall, as an exercise of the delegation of my authority under the Federal Property

and Administrative Services Act, *see* 3 U.S.C. 301, determine whether such Guidance will promote economy and efficiency in Federal contracting if adhered to by Government contractors and subcontractors. Upon an affirmative determination by the Director, the Director's approval of the Guidance, and subsequent issuance of such Guidance by the Task Force, contractors and subcontractors working on or in connection with a Federal Government contract or contract-like instrument (as described in section 5(a) of this order), shall adhere to the requirements of the newly published Guidance, in accordance with the clause described in subsection (a) of this section. The Director shall publish such determination in the *Federal Register*.

(d) Nothing in this order shall excuse noncompliance with any applicable State law or municipal ordinance establishing more protective safety protocols than those established under this order or with any more protective Federal law, regulation, or agency instructions for contractor or subcontractor employees working at a Federal building or a federally controlled workplace.

(e) For purposes of this order, the term "contract or contract-like instrument" shall have the meaning set forth in the Department of Labor's proposed rule, "Increasing the Minimum Wage for Federal Contractors," 86 FR 38816, 38887 (July 22, 2021). If the Department of Labor issues a final rule relating to that proposed rule, that term shall have the meaning set forth in that final rule.

Sec. 3. Regulations and Implementation. (a) The Federal Acquisition Regulatory Council, to the extent permitted by law, shall amend the Federal Acquisition Regulation to provide for inclusion in Federal procurement solicitations and contracts subject to this order the clause described in section 2(a) of this order, and shall, by October 8, 2021, take initial steps to implement appropriate policy direction to acquisition offices for use of the clause by recommending that agencies exercise their authority under subpart 1.4 of the Federal Acquisition Regulation.

(b) By October 8, 2021, agencies shall take steps, to the extent permitted by law, to exercise any applicable authority to ensure that contracts and contract-like instruments as described in section 5(a) of this order that are not subject to the Federal Acquisition Regulation and that are entered into on or after October 15, 2021, consistent with the effective date of such agency action, include the clause described in section 2(a) of this order.

Sec. 4. Severability. If any provision of this order, or the application of any provision of this order to any person or circumstance, is held to be invalid, the remainder of this order and its application to any other person or circumstance shall not be affected thereby.

Sec. 5. Applicability. (a) This order shall apply to any new contract; new contract-like instrument; new solicitation for a contract or contract-like instrument; extension or renewal of an existing contract or contract-like instrument; and exercise of an option on an existing contract or contract-like instrument, if:

- (i) it is a procurement contract or contract-like instrument for services, construction, or a leasehold interest in real property;
 - (ii) it is a contract or contract-like instrument for services covered by the Service Contract Act, 41 U.S.C. 6701 *et seq.*;
 - (iii) it is a contract or contract-like instrument for concessions, including any concessions contract excluded by Department of Labor regulations at 29 CFR 4.133(b); or
 - (iv) it is a contract or contract-like instrument entered into with the Federal Government in connection with Federal property or lands and related to offering services for Federal employees, their dependents, or the general public;
- (b) This order shall not apply to:
- (i) grants;

(ii) contracts, contract-like instruments, or agreements with Indian Tribes under the Indian Self-Determination and Education Assistance Act (Public Law 93–638), as amended;

(iii) contracts or subcontracts whose value is equal to or less than the simplified acquisition threshold, as that term is defined in section 2.101 of the Federal Acquisition Regulation;

(iv) employees who perform work outside the United States or its outlying areas, as those terms are defined in section 2.101 of the Federal Acquisition Regulation; or

(v) subcontracts solely for the provision of products.

Sec. 6. *Effective Date.* (a) Except as provided in subsection (b) of this section, this order is effective immediately and shall apply to new contracts; new contract-like instruments; new solicitations for contracts or contract-like instruments; extensions or renewals of existing contracts or contract-like instruments; and exercises of options on existing contracts or contract-like instruments, as described in section 5(a) of this order, where the relevant contract or contract-like instrument will be entered into, the relevant contract or contract-like instrument will be extended or renewed, or the relevant option will be exercised, on or after:

(i) October 15, 2021, consistent with the effective date for the action taken by the Federal Acquisition Regulatory Council pursuant to section 3(a) of this order; or

(ii) for contracts and contract-like instruments that are not subject to the Federal Acquisition Regulation and where an agency action is taken pursuant to section 3(b) of this order, October 15, 2021, consistent with the effective date for such action.

(b) As an exception to subsection (a) of this section, where agencies have issued a solicitation before the effective date for the relevant action taken pursuant to section 3 of this order and entered into a new contract or contract-like instrument resulting from such solicitation within 30 days of such effective date, such agencies are strongly encouraged to ensure that the safety protocols specified in section 2 of this order are applied in the new contract or contract-like instrument. But if that contract or contract-like instrument term is subsequently extended or renewed, or an option is subsequently exercised under that contract or contract-like instrument, the safety protocols specified in section 2 of this order shall apply to that extension, renewal, or option.

(c) For all existing contracts and contract-like instruments, solicitations issued between the date of this order and the effective dates set forth in this section, and contracts and contract-like instruments entered into between the date of this order and the effective dates set forth in this section, agencies are strongly encouraged, to the extent permitted by law, to ensure that the safety protocols required under those contracts and contract-like instruments are consistent with the requirements specified in section 2 of this order.


Sec. 7. *General Provisions.* (a) Nothing in this order shall be construed to impair or otherwise affect:

(i) the authority granted by law to an executive department or agency, or the head thereof; or

(ii) the functions of the Director of the Office of Management and Budget relating to budgetary, administrative, or legislative proposals.

(b) This order shall be implemented consistent with applicable law and subject to the availability of appropriations.

(c) This order is not intended to, and does not, create any right or benefit, substantive or procedural, enforceable at law or in equity by any party against the United States, its departments, agencies, or entities, its officers, employees, or agents, or any other person.



THE WHITE HOUSE,
September 9, 2021.

[FR Doc. 2021-19924
Filed 9-13-21; 8:45 am]
Billing code 3295-F1-P



Legislation Text

File #: CB 120220, **Version:** 1

CITY OF SEATTLE

ORDINANCE _____

COUNCIL BILL _____

AN ORDINANCE authorizing, in 2021, acceptance of funding from non-City sources; authorizing the heads of the Executive Department, Department of Education and Early Learning, Human Services Department, Department of Transportation, Seattle Public Library, Fire Department, City Attorney's Office, Seattle Center, Seattle Parks and Recreation, and Police Department to accept specified grants, private funding, and subsidized loans and to execute, deliver, and perform corresponding agreements; and ratifying and confirming certain prior acts.

BE IT ORDAINED BY THE CITY OF SEATTLE AS FOLLOWS:

Section 1. The Mayor or the Mayor's designee, the Director of Education, the Director of the Human Services Department, the Director of the Office of Immigrant and Refugee Affairs, the Director of the Office of Arts and Culture, the Director of the Office of Economic Development, the Director of the Office of Emergency Management, the Director of Transportation, the Fire Chief, and Chief Librarian, the City Attorney, the Director of Seattle Center, the Superintendent of Parks and Recreation, and the Police Chief are authorized to accept the following non-City funding from the grantors listed below; and to execute, deliver, and perform, on behalf of The City of Seattle, agreements for the purposes described below. The funds, when received, shall be deposited in the receiving funds identified below to support future appropriations, or in support of, or as reimbursement for, the corresponding appropriations set forth in the ordinance introduced as Council Bill 120221.

Item	Department	Grantor	Purpose	Fund	Amount
------	------------	---------	---------	------	--------

1.1	Department of Education and Early Learning	Department of Children, Youth & Families	The Early Childhood Education and Assistance Program (ECEAP) contract provides high quality preschool services for low-income families. The additional amount is for complex needs and summer programming.	General Fund (00100)	\$505,496
1.2	Human Services Department	Washington State Department of Social and Health Services (DSHS)	To increase access to Coronavirus Disease 2019 (COVID-19) vaccines for older adults in King County.	Human Services Fund (16200)	\$291,422
1.3	Human Services Department	Washington State DSHS	To provide education on COVID-19 and assistance with accessing COVID-19 vaccines to older adults and people with disabilities in King County.	Human Services Fund (16200)	\$104,955
1.4	Human Services Department	Washington State Department of Commerce	The State of Washington's Department of Commerce will administer the Tiny Homes (Seattle) Project. The appropriation of \$2,000,000 was approved in the 2021-2023 State Capital Budget. After administrative overhead, Seattle will receive a net grant award of \$1,960,000.	Human Services Fund (16200)	\$1,960,000
1.5	Executive (Office of Immigrant and Refugee Affairs)	Washington DSHS	Support for services to participants in the New Citizen Program (naturalization candidates) who receive State benefits through DSHS.	General Fund (00100)	\$670,000
1.6	Executive (Office of Immigrant and Refugee Affairs)	Foundation to Promote Open Society	The purpose of the grant is to support and coordinate city government outreach efforts and responses to vulnerable immigrant communities during the COVID-19 pandemic and recovery.	General Fund (00100)	\$55,000

1.7	Seattle Department of Transportation	Washington State Department of Transportation (WSDOT) - Regional Mobility Grant (RMG)	This grant will fund improvements to the Route 40 Transit Plus Multimodal Corridor and support conversion to RapidRide service by partner King County Metro.	Transportation Fund (13000)	\$3,000,000
1.8	Seattle Department of Transportation	WSDOT	This grant will fund the construction of a protected bike line and other pedestrian and bicycle safety improvements along Martin Luther King Jr. Way between Rainier Ave S and S Judkins St.	Transportation Fund (13000)	\$1,800,000
1.9	Seattle Department of Transportation	WSDOT	This grant from WSDOT's Safe Routes to School program will fund pedestrian safety improvements on NE 135th St between 27th Ave NE and 37th Ave NE.	Transportation Fund (13000)	\$620,000
1.10	Seattle Department of Transportation	WSDOT	This grant will be used to construct the Madison Bus Rapid Transit (BRT) project. Construction is estimated to begin during the fourth quarter of 2021.	Transportation Fund (13000)	\$2,545,000

1.11	Seattle Department of Transportation	WSDOT and United States Department of Transportation (USDOT)	These grants will be used to make significant bridge repairs on the West Seattle High-Rise Bridge, which is currently closed due to structural deficiencies, as well as the Spokane Street Swing Bridge (“low bridge”) running adjacent to the High-Rise bridge. The project will provide structural stabilization repairs to reopen the High-Rise Bridge and will make repairs related to load rating compliance on the low bridge. Overall project improvements will include replacement of damaged bridge decks, expansion joints, barrier segments, and seismic restrainers. Both grants require a 20% match, and this has been budgeted.	Transportation Fund (13000)	\$23,250,600
1.12	Seattle Department of Transportation	WSDOT	This grant will fund construction of pedestrian and bicycle safety improvements on Greenwood Ave N and for the 1st Ave NW Neighborhood Greenway.	Transportation Fund (13000)	\$1,000,000
1.13	Seattle Department of Transportation	National Highway System (NHS)	This NHS Asset Management Award will fund mill and overlay, pavement repair, crack seal, and curb ramp upgrades on 11th/12th Ave NE.	Transportation Fund (13000)	\$3,184,000
1.14	Seattle Department of Transportation	NHS	This NHS Asset Management Award will fund improvements on Ballard Bridge including mill and overlay, pavement repair, crack seal, curb ramp upgrades, and replacement of asphalt surface.	Transportation Fund (13000)	\$5,000,000
1.15	Seattle Department of Transportation	WSDOT - RMG	This grant will fund Design and Construction for roadway improvements as part of the RapidRide J/Roosevelt project.	Transportation Fund (13000)	\$3,000,000

1.16	Seattle Department of Transportation	Federal Highway Administration (FHWA)	This grant will fund the portion of the Downtown Bike Network project that connects the Elliott Bay Trail to the Waterfront Park Promenade and Bike Path along Alaskan Way between Broad St and Virginia St. The grant constitutes 30% of the project budget.	Transportation Fund (13000)	\$2,400,000
1.17	Seattle Department of Transportation	FHWA	This grant will fund the construction of a protected bike line and other pedestrian and bicycle safety improvements along Martin Luther King Jr. Way between Rainier Ave S and S Judkins St.	Transportation Fund (13000)	\$1,800,000
1.18	Seattle Public Library	Washington State Library	This grant will support the deployment of additional laptops and hotspots, in addition to in-language navigator services which will include virtual outreach and an assessment to track quantitative and qualitative outcomes.	Library Fund (10410)	\$37,500
				Library Fund (10410)	\$155,000
1.19	Seattle Public Library	Washington State Library	This grant will focus on the continued digitalization of the Library's Northwest Photograph Collection, which includes over 1,400 historic photographs of people and places in Washington, Oregon, British Columbia, and Alaska.	Library Fund (10410)	\$15,000
1.20	Human Services Department	Washington State DSHS	The purpose of this grant is to provide long-term services and supports to Medicaid-eligible older adults and people with disabilities in King County.	Human Services Fund (16200)	\$1,867,565
1.21	Human Services Department	Department of Justice	Supporting the Domestic Violence Intervention Project in Seattle to reduce domestic violence and increase victim safety.	Human Services Fund (16200)	\$1,000,000

1.22	Law Department	U.S. Department of Transportation National Highway Traffic Safety Administration (NHTSA)	The State Traffic Safety Resource Prosecutor (TSRP) is a continuing project aimed at reducing impaired driving in Washington State. The State TSRP trains and educates prosecutors, law enforcement, judges, probation staff, legislators, and hearing examiners on topics crucial to impaired driving enforcement. The State TSRP provides experienced litigation assistance in the courtroom, legal memoranda, research assistance and online assistance via the State TSRP website and newsletter.	General Fund (00100)	\$178,718
1.23	Executive (Office of Arts and Culture)	National Endowment for the Arts (NEA)	Grant supports mentorship and training for creative workers.	Arts and Culture Fund (12400)	\$30,000
1.24	Executive (Office of Economic Development)	Washington Department of Ecology	The Washington Department of Ecology is granting funds for the annual Circular Innovation Challenge to help jumpstart market development ideas for entrepreneurs to reuse and recycle materials. The challenge, developed in partnership with Seattle Good Business Network (SGBN), a local nonprofit with a mission to advance an inclusive and sustainable local economy, will call on applicants to propose product ideas and business plans for using regional recycled materials within a circular economy framework.	General Fund (00100)	\$35,000

1.25	Executive (Office of Emergency Management)	Washington State Military Department - Emergency Management Division	This item increases appropriation authority by \$414,323 in the Office of Emergency Management budget summary level from the Washington State Military Department, Emergency Management Division. This funding from the Washington State Military assists state, local and tribal emergency management activities supporting the prevention of, preparation for, and response to emergencies and disasters and supports core Office of Emergency Management functions to maintain a citywide emergency management program. The term of the grant runs from June 1, 2021 to September 30, 2022. There is a \$414,323 matching requirement for this item, which will be met by resources in the OEM budget. There are no capital improvement projects associated with this item.	General Fund (00100)	\$414,323
1.26	Executive (Office of Emergency Management)	Washington State Military Department - Emergency Management Division	This funding from the Washington State Military assists state, local and tribal emergency management activities supporting the prevention of, preparation for, and response to emergencies and disasters, and supports core Office of Emergency Management functions to maintain a citywide emergency management program.	General Fund (00100)	\$141,320

1.27	Seattle Center	Small Business Administration	City has already received \$2.1 million in 2021 from the ARPA Small Business Administration Shuttered Venue Operators grant authorized by the U.S. Congress to provide economic aid to shuttered venues such as performing arts organizations, theaters, movie theaters, and museums. This grant provides aid to McCaw Hall which suffered severe negative financial impacts as a result of the closure of the facility due to COVID-19. These funds can be used for specific expenses such as payroll, utility payments, and other business expenses including maintenance costs. There is no local match for these funds.	Seattle Center McCaw Hall Fund (11430)	\$1,075,884
1.28	Seattle Department of Transportation	Washington State - Connecting Washington	This grant will fund the construction of a new projected bike plan on Martin Luther King Jr Way S between Rainier Ave S and S Judkins St and make multimodal safety improvements at the intersection of Rainier Ave S and MLK Jr Way S.	Transportation Fund (13000)	\$900,000
1.29	Seattle Department of Transportation	WSDOT	The grant will help fund the Admiral Way SW/Fairmount Ave N. bridge seismic project. The project will increase the seismic resiliency of the Admiral Way Bridge. Specific retrofits to be constructed may include expansion joint replacement, fiber wrapping structural elements, installation of restrainers, and abutment seat extensions.	Transportation Fund (13000)	\$3,000,000

1.30	Seattle Department of Transportation	WSDOT - RMG	This grant will fund implementation of speed and reliability improvements along the corridor and provide direct connection to upcoming University District light rail station. May include bus lanes, pedestrian improvements and signal modifications including transit signal priority.	Transportation Fund (13000)	\$2,000,000
1.31	Seattle Department of Transportation	WSDOT	This item increases grant-backed appropriation authority by \$137,402 in Seattle Department of Transportation's Transportation Fund Mobility Operations Budget Control Level (13000-BO-TR-17003). This item accepts the entire biennium grant amount of \$897,524; however it only appropriates \$137,402 at this time. The remainder of the grant will be appropriated in future budget actions. This grant is awarded from July 1, 2021 to June 30, 2023. No local match is required.	Transportation Fund (13000)	\$897,524

1.32	Seattle Fire Department	Department of Homeland Security /FEMA through King County Office of Emergency Management	The Complex Coordinated Terrorist Attack (CCTA) Grant Program's objective is to build and sustain capabilities of local, state, tribal and territorial jurisdictions to enhance their preparedness for complex coordinated terrorist attacks by (1) identifying capability gaps related to responding, preventing and preparing for a CCTA; (2) developing plans and processes to identify the gaps; (3) training personnel and the whole community to implement the plans and processes; and (4) conducting exercises to validate capabilities and identify opportunities for corrective action.	General Fund (00100)	\$15,000
1.33	Seattle Fire Department	Department of Homeland Security /FEMA Through Pierce County Office of Emergency Management	The Urban Search and Rescue (US&R) Grant Program provides support and funding to maintain the readiness of the National Urban Search and Rescue System. US&R Task Force sponsoring agencies are directed to use the funding to meet the following objectives: provide task force administration and management, training, and equipment cache procurement, maintenance and storage. FEMA provides funding for the US&R Task Force (a team of individuals specializing in urban search and rescue, disaster recovery and emergency, triage and medicine) to be deployed to emergency and disaster sites as needed.	General Fund (00100)	\$100,000

1.34	Seattle Fire Department	FEMA through Pierce County Office of Emergency Management	The Urban Search and Rescue (US&R) Grant Program provides support and funding to maintain the readiness of the National Urban Search and Rescue System. US&R Task Force sponsoring agencies are directed to use the funding to meet the following objectives: provide task force administration and management, training, and equipment cache procurement, maintenance and storage.	General Fund (00100)	\$25,439
1.35	Seattle Fire Department	Washington State Patrol - Office of the Fire Marshall	The purpose of the Basic Firefighter Training Program is to provide training resources. This includes a uniform plan of financial support for modular training options to ensure firefighters across the state meet a basic level of safe performance and professional development. The State's objective is to ensure that every fire department in the state of Washington has the ability and opportunity to provide their firefighters with basic firefighter training that is affordable, accessible, achievable and based on community risk.	General Fund (00100)	\$23,400

1.36	Seattle Fire Department	Department of Homeland Security /FEMA	The State Homeland Security Program (SHSP) is a core assistance program that provides funds to build capabilities at the state, local, tribal and territorial levels, to enhance our national resilience to absorb disruptions and rapidly recover from incidents both natural and manmade as well as to implement the goals and objectives included in State Homeland Security Strategies and Initiatives in their State Preparedness Report (SPR). Activities implemented under SHSP must support terrorism preparedness by building or enhancing capabilities that relate to the prevention of, protection from, mitigation of, response to, and recovery from terrorism in order to be considered eligible. However, many capabilities which support terrorism preparedness simultaneously support preparedness for other hazards.	General Fund (00100)	\$342,500
------	-------------------------	---------------------------------------	----------------------------------------------------------------------------------------------------------------------------------------------------------------------------------------------------------------------------------------------------------------------------------------------------------------------------------------------------------------------------------------------------------------------------------------------------------------------------------------------------------------------------------------------------------------------------------------------------------------------------------------------------------------------------------------------------------------------------------------------------------------------------------------------------------------------------------------	----------------------	-----------

1.37	Seattle Fire Department	Department of Homeland Security /FEMA	<p>The Urban Area Security Initiative (UASI) grant program assists high-threat, high-density Urban areas in efforts to build and sustain the capabilities necessary to prevent, protect against, mitigate, respond to and recover from acts of terrorism. The UASI program is intended to provide financial assistance to address the unique multi-discipline planning, organization, equipment, training and exercise needs of high-threat, high-density urban areas, and to assist these areas in building and sustaining capabilities to prevent, protect against, mitigate, respond to and recover from threats or acts of terrorism using the Whole Community approach. Activities implemented with UASI funds must support terrorism preparedness by building or enhancing capabilities that relate to the prevention of, protection from, mitigation of, response to or recovery from terrorism in order to be considered eligible. However, many capabilities which support terrorism preparedness simultaneously support preparedness for other hazards.</p>	General Fund (00100)	\$750,000
------	-------------------------	---------------------------------------	-----------------------------------------------------------------------------------------------------------------------------------------------------------------------------------------------------------------------------------------------------------------------------------------------------------------------------------------------------------------------------------------------------------------------------------------------------------------------------------------------------------------------------------------------------------------------------------------------------------------------------------------------------------------------------------------------------------------------------------------------------------------------------------------------------------------------------------------------------------------------------------------------------------------------------------------------------------------------------------------------------------------------------------------------------------------------	----------------------	-----------

1.38	Seattle Parks and Recreation	King County - Youth Amateur Sports Grant	This Youth and Amateur Sports Grant (YASG) from King County supports the Major Maintenance Backlog Master Project (MC-PR-41001), and will be used for improvements to Lakeridge Playfield. Specifically, grant funds will be used to fund the costs associated with playfield turf improvements and multi- sports court resurfacing at Lakeridge Playfield. This is a reimbursable grant, requiring no match. The grant expiration date is 12/31/2022.	Park And Recreation Fund (10200)	\$100,000
1.39	Seattle Parks and Recreation	Washington State Parks Boating Program	This grant from the State of Washington, Washington State Parks and Recreation Commission (WSPRC) acting by and through its Clean Vessel Act Program supports the Boat Moorage Restoration Master Project (MC-PR-15013) and will be used to install a sewage pump out location at South Leschi Moorage. This is a reimbursable grant, requiring a match of \$92,433 which the project budget satisfies. The grant expiration date is 5/01/2023	Park And Recreation Fund (10200)	\$277,300

1.40	Seattle Parks and Recreation	Washington State Department of Commerce	This grant from the Washington State Department of Commerce (WSDOC), through the 2016 Local and Community Projects Program, supports the Northwest Native Canoe Development Master Project (MC-PR-15013) and will be used for capital expenditures related to the design and construction of the Northwest Native Canoe Center. Specifically, grants funds used toward construction will include but not be limited to the development of a 2,860 square-foot, one-story canoe carving center. This is a reimbursable grant, requiring a \$966,280 match which the project budget satisfies. The grant expiration date is 6/30/2023	Park And Recreation Fund (10200)	\$242,500
1.41	Seattle Parks and Recreation	Washington State Department of Commerce	This grant from the Washington State Department of Commerce (WSDOC), through the 2020 Local and Community Projects Program, supports the Northwest Native Canoe Development Master Project (MC-PR-15013) and will be used for capital expenditures related to the design and construction of the Northwest Native Canoe Center. Specifically, grants funds used toward construction will include but not be limited to the development of a 2,860 square-foot, one-story canoe carving center. This is a reimbursable grant, requiring a \$242,500 match which the project budget satisfies. The grant expiration date is 6/30/2023.	Park And Recreation Fund (10200)	\$966,280

1.42	Seattle Parks and Recreation	Youth Athletic Facilities (YAF)	This grant from the Washington State Recreation and Conservation Office (RCO) supports the Major Maintenance Backlog Master Project (MC-PR-41001) and will be used for lighting improvements to West Queen Anne Playfield East. Specifically, grant funds will be used to replace the existing field lights that surround two baseball fields, and an overlapping soccer and ultimate Frisbee field: surrounding a three-acre field area. This is a reimbursable grant, requiring a \$441,000 match which the project budget satisfies. The grant expiration date is 7/31/23.	Park And Recreation Fund (10200)	\$350,000
1.43	Seattle Parks and Recreation	King County - Youth Amateur Sports Grant	This Youth and Amateur Sports Grant (YASG) from King County supports the South Park Campus Improvements Master project (MC-PR-21003) and will be used towards improvements to the South Park campus. Specifically, grants funds will be used to assist with the costs of playfield improvements: natural turf conversion to full-size synthetic turf field with lighting. This is a reimbursable grant, requiring no match. The grant expiration date is 12/31/2022.	Park And Recreation Fund (10200)	\$200,000

1.44	Seattle Parks and Recreation	King County - Youth Amateur Sports Grant	This Youth and Amateur Sports Grant (YASG) from King County supports the supports the Major Maintenance Backlog Master Project (MC-PR-41001), and will be used for improvements to Maple Wood Playfield. Specifically, grant funds will be used to assist with the costs of playfield improvements which include new: drainage, irrigation, grass playing surface, dugouts, bleachers, and adjustments to allow for multiple sports. This is a reimbursable grant, requiring no match. The grant expiration date is 12/31/2022.	Park And Recreation Fund (10200)	\$200,000
1.45	Seattle Parks and Recreation	Washington State Department of Ecology	This grant will fund a portion of the demolition of the seismically unstable Pier 63 structure on the Seattle Waterfront. Demolishing the pier provides environmental benefits by reducing overwater coverage on Elliott Bay and removing creosote treated wooden piles.	Park And Recreation Fund (10200)	\$1,500,000
1.46	Seattle Police Department	Washington Traffic Safety Commission	This item provides funding for overtime related to supplemental traffic enforcement with special emphasis on impaired and distracted driving, seat belt, and motorcycle safety.	General Fund (00100)	\$20,900
1.47	Seattle Police Department	Washington Association of Sheriffs and Police Chiefs	This grant supports sexual assault investigations that result from sexual assault kit testing for the purpose of creating a just resolution for the victim, regardless of a prosecutor's ability to prosecute a case.	General Fund (00100)	\$100,000

1.48	Seattle Police Department	Washington State Military Department - Emergency Management Division	The UASI Grant assists high-threat, high- density urban areas in efforts to build, sustain, and deliver the capabilities necessary to prevent, protect against, mitigate, respond to, and recover from acts of terrorism.	General Fund (00100)	\$3,075,000
1.49	Seattle Police Department	Department of Homeland Security	This grant provides funds to establish a land-based radiological and nuclear detection program, initially in the UASI identified Seattle Urban Area (Seattle, Bellevue, King County, Pierce County, Snohomish County, etc.). This is a yearly allocation that will primarily focus on the continuation of the Program, funding the Program Manager and the purchase and distribution of approved equipment.	General Fund (00100)	\$950,000
1.50	Seattle Police Department	Department of Homeland Security	This funding from the Department of Homeland Security is provided to address gaps in services and operations in King County: \$85,000 for contract staff at Washington State Fusion Center; \$50,000 for a Region 6 Situational Awareness Kit to give first responders access to dynamic interoperable communication, real-time data sharing, and mapping; \$135,000 for search and detection equipment for high-risk areas; and \$135,000 for situational awareness equipment that provides enhanced safety for officers responding to hazardous environments.	General Fund (00100)	\$405,000

1.51	Seattle Police Department	Department of Homeland Security	This funding from the Department of Homeland Security is provided to address gaps in terrorism preparedness services in King County.	General Fund (00100)	\$18,000
1.52	Seattle Police Department	Washington Association of Sheriffs and Police Chiefs	This funding from the Washington State Legislature (passing through the Washington Association of Sheriffs and Police Chiefs) is supplemental funding to a Federal grant supporting the Internet Crimes Against Children program.	General Fund (00100)	\$854,000
1.53	Seattle Police Department	Washington Traffic Safety Commission	This item provides funding for impaired driving training.	General Fund (00100)	\$50,000
1.54	Seattle Police Department	COPS Office	Funds will be used to develop sustainable relationships with police and community members that strive for greater understanding and empathy amongst the participants and to foster a working relationship to collectively create strategic possibilities for a shared way forward for policing in Seattle. Specifically, \$44,512 will be used to hire a 0.5 full time equivalent to schedule Peace Dialogues with police and community members, \$8,950 will be used to purchase meeting supplies, \$46,300 will be used for community member and officer training, and \$25,000 will be used to contract with an evaluator to measure the effectiveness of the program.	General Fund (00100)	\$124,762

1.55	Seattle Police Department	Department of Justice, Bureau of Justice Assistance	The City of Seattle as the identified Fiscal Agent, annually submits a joint application on behalf of The City of Seattle and surrounding jurisdictions. This joint application represents the highest priorities for the 11 jurisdictions for preserving and supporting a variety of law enforcement programs aimed at preventing and reducing crime, providing services to victims, purchasing much-needed law enforcement and investigative equipment, enhancing law enforcement training and officer safety, implementing community-based programs, providing law enforcement overtime, and streamlining and augmenting technology systems. JAG provides SPD with funds for three Crime Prevention Coordinators at approximately 80% of a year and has done so since 2009 when the City budget could not sustain these staff positions.	General Fund (00100)	\$771,127
1.56	Seattle Police Department	Washington State Dept of Commerce, Community Services and Housing Division	This item provides funding to contract with a mental health professional to work with officers, civilian employees, and their families in coping with traumatic events and the impacts of the COVID-19 pandemic.	General Fund (00100)	\$247,000

1.57	Seattle Police Department	Department of Homeland Security	Grant provides funds to establish a radiological and nuclear detection program, initially in the UASI identified Urban Area (Seattle, Bellevue, King County, Pierce County, and Snohomish County). This represents the 2021 allocation for the nine-year grant; initial funding was accepted in Q2 2020. This year's allocation will primarily focus on planning and building the partnership. We will also look at regional equipment and training needs.	General Fund (00100)	\$500,000
Total					\$75,142,515

Section 2. Any act consistent with the authority of this ordinance taken after its passage and prior to its effective date is ratified and confirmed.

Section 3. This ordinance shall take effect and be in force 30 days after its approval by the Mayor, but if not approved and returned by the Mayor within ten days after presentation, it shall take effect as provided by Seattle Municipal Code Section 1.04.020.

Passed by the City Council the _____ day of _____, 2021, and signed by me in open session in authentication of its passage this _____ day of _____, 2021.

President _____ of the City Council

Approved / returned unsigned / vetoed this _____ day of _____, 2021.

Jenny A. Durkan, Mayor

Filed by me this _____ day of _____, 2021.

Monica Martinez Simmons, City Clerk

(Seal)

SUMMARY and FISCAL NOTE*

Department:	Dept. Contact/Phone:	CBO Contact/Phone:
City Budget Office	Caleb Wagenaar/3-9228	Caleb Wagenaar/3-9228

** Note that the Summary and Fiscal Note describes the version of the bill or resolution as introduced; final legislation including amendments may not be fully described.*

1. BILL SUMMARY

Legislation Title: AN ORDINANCE authorizing, in 2021, acceptance of funding from non-City sources; authorizing the heads of the Executive Department, Department of Education and Early Learning, Human Services Department, Department of Transportation, Seattle Public Library, Fire Department, City Attorney's Office, Seattle Center, Seattle Parks and Recreation, and Police Department to accept specified grants, private funding, and subsidized loans and to execute, deliver, and perform corresponding agreements; and ratifying and confirming certain prior acts.

Summary and background of the Legislation: This ordinance proposes the acceptance of grants and/or private funds or donations from various agencies and organizations.

During the course of a year, City departments receive grant awards or opportunities for other funding resources that are not anticipated in the Adopted Budget. The City Budget Office formally accepts these funds by compiling departmental grants acceptances and similar agreements in separate ordinances second, third, and fourth quarter of the year. The attached ordinance contains grant-related requests received for the third quarter of 2021.

2. CAPITAL IMPROVEMENT PROGRAM

Does this legislation create, fund, or amend a CIP Project? ☐ Yes ☒ No

3. SUMMARY OF FINANCIAL IMPLICATIONS

Does this legislation amend the Adopted Budget? ☒ Yes ☐ No

Appropriation change (\$):	General Fund \$		Other \$	
	2021	2022	2021	2022
	\$10,371,985	\$0	\$64,770,530	\$0
Estimated revenue change (\$):	Revenue to General Fund		Revenue to Other Funds	
	2021	2022	2021	2022
	\$10,371,985	\$0	\$64,770,530	\$0
Positions affected:	No. of Positions		Total FTE Change	
	2021	2022	2021	2022
	0	0	0	0

Does the legislation have other financial impacts to The City of Seattle that are not reflected in the above, including direct or indirect, short-term or long-term costs?
No.

Is there financial cost or other impacts of *not* implementing the legislation?
The City would not have available the financial resources that the ordinance accepts.

3.d. Appropriations

☐ This legislation adds, changes, or deletes appropriations.

Appropriations Notes: Appropriations related to items in this ordinance are identified in a companion supplemental ordinance.

3.e. Revenues/Reimbursements

☒ This legislation adds, changes, or deletes revenues or reimbursements.

See Attachment A to this document for additional details.

3.f. Positions

☐ This legislation adds, changes, or deletes positions.

4. OTHER IMPLICATIONS

- a. Does this legislation affect any departments besides the originating department?**
Yes, this legislation impacts a number of departments' 2021 budgets. The budget appropriation contained in this legislation allow departments to continue programs that for various reasons planned spending was not completed during the calendar year.
- b. Is a public hearing required for this legislation?**
No
- c. Does this legislation require landlords or sellers of real property to provide information regarding the property to a buyer or tenant?**
No
- d. Is publication of notice with *The Daily Journal of Commerce* and/or *The Seattle Times* required for this legislation?**
No
- e. Does this legislation affect a piece of property?**
No

- f. Please describe any perceived implication for the principles of the Race and Social Justice Initiative. Does this legislation impact vulnerable or historically disadvantaged communities?**

Please see Attachment A to this document for any RSJI implications.

- g. If this legislation includes a new initiative or a major programmatic expansion: What are the specific long-term and measurable goal(s) of the program? How will this legislation help achieve the program's desired goal(s)?**

Please see Attachment A to this document for additional details.

List attachments/exhibits below:

Summary Attachment A – 2021 Year-End Grant Acceptance Ordinance Summary Detail Table

2021 Year End Grant Acceptance Ordinance Summary Detail Table

Item #	Title	Description	Amount/FTE
<i>Section 1 – Grant Acceptances</i>			
1.1	Early Childhood Education Assistance Program Grant Increase (Department of Education and Early Learning)	This item increases grant-backed authority by \$505,496 in the Department of Education and Early Learning General Fund Early Learning Budget Control Level (00100-BO-EE-IL100). This State of Washington Department of Children, Youth and Families grant will support children with complex needs such as developmental delays, and/or challenging behaviors due to complex trauma. In addition, this appropriation will support services that strengthen social-emotional and pre-academic skill development in kindergarten readiness while strengthening school to home learning. No match is required.	\$505,496
1.2	Consolidated Appropriations Act Grant Expanding Access to COVID Vaccines (Human Services Department)	This item increases appropriation authority by \$291,422 in the Human Services Fund Promoting Healthy Aging Budget Control Level (16200-BO-HS-H6000). This one-time grant will support access to COVID-19 vaccines for Older Adults in King County. The grant period is through September 30, 2022; no match is required.	\$291,422
1.3	Coronavirus Response and Relief Supplemental Appropriations Act Vaccine Response Funding (Human Services Department)	This item increases appropriation authority by \$104,955 in the Human Services Fund Promoting Healthy Aging Budget Control Level (16200-BO-HS-H6000). This one-time grant will provide education on COVID-19 and assistance with accessing COVID-19 vaccines for older adults and people with disabilities in King County. The grant period is through September 30, 2022; no match is required.	\$104,955
1.4	Funding for Tiny House Villages from Wa Dept. of Commerce (Human Services Department)	This item increases appropriation authority by \$1,960,000 in the Addressing Homelessness BSL from the Washington State Department of Commerce. This funding is to be used for capital costs related to Tiny Home Villages (THVs). The grant requires the tiny homes to be available for 10 years.	\$1,960,000

Item #	Title	Description	Amount/FTE
1.5	DSHS 2021-22 grant acceptance (Office of Immigrant and Refugee Affairs)	This item increases appropriation authority by \$670,000 in the Office of Immigrant and Refugee Affairs (OIRA) General Fund Office of Immigrant and Refugee Affairs Budget Control Level (00100-BO-IA-X1N00) to reflect grant funding from the Washington State Department of Social and Health Services (DSHS). This grant supports the participation of DSHS benefit recipients in the New Citizen Program, which provides assistance to income-qualified individuals to apply for naturalization using a case management model. Matching funding is not required, but is already budgeted from a Seattle Housing Authority award and from the General Fund. The DSHS grant funding is for the state fiscal year July 2021 - June 2022.	\$670,000
1.6	Cities for Action COVID-19 Emergency Coordinator renewal grant (Office of Immigrant and Refugee Affairs)	This item increases appropriation authority by \$55,000 in the Office of Immigrant and Refugee Affairs (OIRA) General Fund Office of Immigrant and Refugee Affairs Budget Control Level (00100-BO-IA-X1N00) to reflect grant funding from the Open Society Foundations (OSF). This grant continues support for research and analysis to coordinate city government responses to vulnerable immigrant communities during the COVID-19 pandemic and recovery, in alignment with the nationwide Cities for Action (C4A) network. Matching funding is not required. The OSF grant funding is for the period July 2021 - May 2022.	\$55,000
1.7	Route 40 Transit Plus Multimodal Corridor RMG Grant Acceptance and Appropriation (Seattle Department of Transportation)	This item accepts a \$6,000,000 grant in the Mobility-Capital BCL (BC-TR-19003) from the Washington State Department of Transportation's Regional Mobility Grant (RMG) program. This item also appropriates the \$3,000,000 portion of the grant that is available in the 2021-2023 State Biennium. This grant will fund improvements to the Route 40 Transit Plus Multimodal Corridor and support conversion to RapidRide service by partner King County Metro. Design for this project will begin in 2021 and construction is expected to begin in 2023. The grant funding constitutes approximately 25% of the project budget and local match has been budgeted.	\$6,000,000

Item #	Title	Description	Amount/FTE
1.8	Martin Luther King PBL WSDOT Grant Acceptance and Appropriation (Seattle Department of Transportation)	This item accepts and increases appropriation authority by \$1,800,000 in the Mobility-Capital BCL (BC-TR-19003) from the Washington State Department of Transportation's Pedestrian & Bicycle Safety Program. This grant will fund the construction of a protected bike line and other pedestrian and bicycle safety improvements along Martin Luther King Jr. Way between Rainier Ave S and S Judkins St. Construction for this project is expected to begin in 2022. The grant funding constitutes approximately 25% of the project budget and local match has been budgeted.	\$1,800,000
1.9	NE 135th St WSDOT SRTS Grant Acceptance and Appropriation (Seattle Department of Transportation)	This item accepts and increases appropriation authority by \$620,000 in the Mobility-Capital BCL (BC-TR-19003) for grant funding from the Washington State Department of Transportation (WSDOT). This grant from WSDOT's Safe Routes to School program will fund pedestrian safety improvements on NE 135th St between 27th Ave NE and 37th Ave NE. Construction for this project is expected to begin in 2022. The grant funding constitutes approximately 70% of the project budget and local match has been budgeted.	\$620,000
1.10	Madison BRT Connecting WA Grant Accept and Appropriate (Seattle Department of Transportation)	This item accepts and appropriates the Connecting WA grant for the Madison BRT Project in the amount of \$2,545,000 in the Mobility-Capital BCL (BC-TR-19003) from the Washington State Department of Transportation. Construction is expected to begin during the 4th quarter of 2021. No match is required for this grant.	\$2,545,000
1.11	West Seattle Bridge - Accept and Appropriate \$11,250,600 INFRA and \$12M WSDOT STP Grants (Seattle Department of Transportation)	This item accepts and appropriates a Local Bridge Program grant from the Washington State Department of Transportation for the West Seattle Bridge Immediate Response Project in the amount of \$12,000,000 in the Major Maintenance/Replacement BCL (BC-TR-19001). This item also accepts and appropriates an Infrastructure for Rebuilding America (INFRA) grant from the United States Department of Transportation for the West Seattle Bridge Immediate Response Project in the amount of \$11,250,600 in the Major Maintenance/Replacement BCL (BC-TR-19001).	\$23,250,600

Item #	Title	Description	Amount/FTE
1.12	Greenwood Ave No WSDOT SRTS Grant Acceptance and Appropriation (Seattle Department of Transportation)	This item accepts and increases appropriation authority by \$1,000,000 in the Mobility-Capital BCL (BC-TR-19003) from the Washington State Department of Transportation. This grant from the Safe Routes to School program will fund construction of pedestrian and bicycle safety improvements on Greenwood Ave N and for the 1st Ave NW Neighborhood Greenway. Construction for this project is expected to begin in 2023. The grant funding constitutes approximately 37% of the project budget and local match has been budgeted.	\$1,000,000
1.13	11th/12th Avenue NE NHS Grant Acceptance and Appropriation (Seattle Department of Transportation)	This item accepts and increases appropriation authority by \$3,184,000 in the Major Maintenance/Replacement BSL (BC-TR-19001) for grant funding from the National Highway System. This NHS Asset Management Award will fund mill and overlay, pavement repair, crack seal, and curb ramp upgrades on 11th/12th Ave NE. Construction for this project is expected to begin in 2022. The grant funding constitutes approximately 50% of the project budget and local match has been budgeted.	\$3,184,000
1.14	15th Avenue W/NW NHS Grant Acceptance and Appropriation (Seattle Department of Transportation)	This item accepts and increases appropriation authority by \$5,000,000 in the Major Maintenance/Replacement BSL (BC-TR-19001) for grant funding from the National Highway System. This NHS Asset Management Award will fund improvements on Ballard Bridge including mill and overlay, pavement repair, crack seal, curb ramp upgrades, and replacement of asphalt surface. Construction for this project is expected to begin in 2022. The grant funding constitutes approximately 53% of the project budget and local match has been budgeted.	\$5,000,000

Item #	Title	Description	Amount/FTE
1.15	RapidRide J Line RMG Grant Acceptance and Appropriation (Seattle Department of Transportation)	This item accepts a \$6,000,000 grant in the Mobility-Capital BCL (BC-TR-19003) from the Washington State Department of Transportation's Regional Mobility Grant (RMG) program. This item also appropriates the \$3,000,000 portion of the grant that is available in the 2021-2023 State Biennium. This grant will fund design and construction for roadway improvements as part of the RapidRide J / Roosevelt project. Design for this project began in 2017 and construction for this project is expected to begin in 2023. The grant funding constitutes approximately 8% of the project budget. A 20% local match is required and this has been budgeted.	\$3,000,000
1.16	Downtown Bike Network \$2.4M FHWA Grant Acceptance and Appropriation (Seattle Department of Transportation)	This item accepts and increases appropriation authority of \$2,400,000 in the Mobility-Capital BSL (BC-TR-19003) for grant funding from the Federal Highways Administration (FHWA). This grant will fund the portion of the Downtown Bike Network project that connects the Elliot Bay Trail to the Waterfront Park Promenade and Bike Path along Alaskan Way between Broad St. and Virginia St. Design for this project will occur in 2021 and 2022 and construction is expected in 2023 and 2024. The grant funding constitutes approximately 30% of the project budget and a 13.5% local match is required, which has been budgeted.	\$2,400,000
1.17	Martin Luther King Way Jr PBL FHWA Grant Acceptance and Appropriation (Seattle Department of Transportation)	This item accepts and increases appropriation authority by \$1,800,000 in the Mobility-Capital BCL (BC-TR-19003) for grant funding from FHWA. This grant will fund the construction of a protected bike line and other pedestrian and bicycle safety improvements along Martin Luther King Jr. Way between Rainier Ave S and S Judkins St. Construction for this project is expected to begin in 2022. The grant funding constitutes approximately 25% of the project budget and a 13.5% local match is required, which has been budgeted.	\$1,800,000

Item #	Title	Description	Amount/FTE
1.18	WSL ARPA Connectivity, Virtual Outreach, Employment and Workforce Grant (Seattle Public Library)	This item increases grant-backed appropriation authority by \$192,500 in the Library Programs & Services BSL (BO-PL-B4PUB). This Washington State Libraries grant will support the deployment of additional laptops and hotspots, in addition to in-language navigator services which will include virtual outreach and an assessment to track quantitative and qualitative outcomes. Grant money will run through June 30, 2022 and does not require a match from the City. This grant is not related to CIP. There will be no new Library positions or FTE's associated with this grant.	\$192,500
1.19	WSL 2021-2022 Digital Heritage Grant (Seattle Public Library)	This item increases grant-backed appropriation authority by \$15,000 in the Library Programs & Services BSL (BO-PL-B4PUB). This Washington State Libraries grant will focus on the continued digitalization of the Library's Northwest Photograph Collection, which includes over 1,400 historic photographs of people and places in Washington, Oregon, British Columbia, and Alaska. Grant money will run through July 1, 2022 and does not require a match from the City. This grant is not related to CIP. There will be no new Library positions or FTE's associated with this.	\$15,000
1.20	Increase Budget Authority for TXIX Grant (Human Services Department)	This item increases appropriation authority in the Human Services Department by \$1,735,333 in the Human Services Fund Promoting Healthy Aging Budget Control Level (16200-H6000) and \$132,232 in the Leadership & Administration Budget Control Level (16200-H5000). These are increases in appropriation for existing federal and state TXIX grants that provide case manage services to older adults and people with disabilities. The appropriation is revenue backed.	\$1,867,565
1.21	Domestic Violence Intervention Program Grant (Human Services Department)	This item increases appropriation authority by \$1,000,000 in the Human Services Fund Supporting Safe Communities Budget Control Level (16200-H4000). This budget is backed by Dept. of Justice Domestic Violence Intervention Program grant revenue and will provide funding for programs that reduce domestic violence and increase victim safety. The grant period is 10/1/21-9/30/25.	\$1,000,000

Item #	Title	Description	Amount/FTE
1.22	Accept and Appropriate Grant from the U.S. Department of Transportation National Highway Traffic Safety Administration (NHTSA) (Law Department)	This item increases appropriation authority by \$178,718 in the Criminal BSL (00100-BO-LW-J1500) from the U.S. Department of Transportation National Highway Traffic Safety Administration (NHTSA). This grant will support a Traffic Safety Resource prosecutor in the department. This grant covers the period of October 1, 2021 to September 30, 2022 and does not have a matching requirement.	\$178,718
1.23	NEA Grant Appropriation (Office of Arts and Culture)	This item increases appropriation authority by \$30,000 in the Office of Arts & Culture (ARTS), in the Arts and Culture Fund Arts and Cultural Programs Budget Control Level (12400-BO-AR-VA160). The Office of Arts & Culture is receiving a grant from the Nation Endowment for the Arts (NEA). These funds will support online mentoring services for artists and scholarships to artists to participate in the program. The NEA grant requires a 100% match. A \$60,000 match will be provided by ARTS and 4Culture over the span of two years.	\$30,000
1.24	Circular Innovation Challenge Grant from Dept of Ecology (Office of Economic Development)	This item increases appropriation authority by \$35,000 in the General Fund in the Office of Economic Development Business Services Budget Control Level (00100-BO-ED-X1D00) for a grant received from Washington Department of Ecology to support the Seattle Good Business Network and the Circular Innovation Challenge. These funds shall carryforward until exhausted.	\$35,000

Item #	Title	Description	Amount/FTE
1.25	2021 Emergency Management Preparedness Grant (Office of Emergency Management)	This item increases appropriation authority by \$414,323 in the Office of Emergency Management BSL from the Washington State Military Department, Emergency Management Division. This funding from the WA State Military assists state, local and tribal emergency management activities supporting the prevention of, preparation for, and response to emergencies and disasters and supports core Office of Emergency Management functions to maintain a citywide emergency management program. The term of the grant runs from June 1, 2021 to September 30, 2022. There is a \$414,323 matching requirement for this item, which will be met by resources in the OEM budget. There are no capital improvement projects associated with this item.	\$414,323
1.26	2021 Emergency Management Preparedness Grant - ARPA (Office of Emergency Management)	This item increases appropriation authority by \$141,320 in the Office of Emergency Management BSL from the Washington State Military Department, Emergency Management Division. This funding from the WA State Military assists state, local and tribal emergency management activities supporting the prevention of, preparation for, and response to emergencies and disasters, and supports core Office of Emergency Management functions to maintain a citywide emergency management program. The term of the grant runs from June 1, 2021 to December 31, 2022, 2022. There is a \$141,320 matching requirement for this item, which will be met by resources in the OEM budget. There are no capital improvement projects associated with this item.	\$141,320
1.27	SBA Shuttered Venue Operators Grant (Seattle Center)	This item increases appropriation authority by \$1,075,883 in Seattle Center in the McCaw Hall Fund McCaw Hall Budget Control Level (11430-BO-SC-65000). This is the second round of Shuttered Venue Operators grant that McCaw Hall is receiving. This grant provides aid to McCaw Hall, that suffered severe negative financial impacts as a result of the closure of the facility due to COVID-19. These funds can be used for specific expenses such as payroll, utility payments, and other ordinary and necessary business expenses including maintenance costs. There is no local match for these funds.	\$1,075,884

Item #	Title	Description	Amount/FTE
1.28	MLK Jr Way PBL CNWA Grant Acceptance and Appropriation (Seattle Department of Transportation)	This item accepts grant funding from Washington State and increases appropriation authority by \$900,000 in the Seattle Department of Transportation, Transportation Fund, in the Mobility-Capital BCL (13000-BC-TR-19003). This grant will fund construction of a protected bike lane on Martin Luther King Jr Way S between Rainier Ave S and S Judkins St and make multimodal safety improvements at the intersection of Rainier Ave S and MLK Jr Way S. Design for this project will be complete in 2021 and construction is expected for 2022. There is no matching requirement for these Connecting Washington funds.	\$900,000
1.29	SW Admiral Way and Fairmount Ave N Bridge Grant Acceptance and Appropriation (Seattle Department of Transportation)	This item accepts a Local Bridge Program grant from the Washington State Department of Transportation for the SW Admiral Way/Fairmount Ave N Bridge, and increases appropriation authority by \$3,000,000 in the Seattle Department of Transportation in the Transportation Fund Major Maintenance/Replacement Budget Control Level (13000-BC-TR-19001). The department doesn't expect local match to be needed.	\$3,000,000
1.30	Route 44 TPMC - RMG Grant Acceptance (Seattle Department of Transportation)	This item accepts \$2,000,000 of grant funding in the Transportation Fund Mobility-Capital Budget Control Level (13000-BC-TR-19003) from the Washington State Department of Transportation's Regional Mobility Grant (RMG) program. This grant supports project design and construction that will enhance transit speed and reliability on one of the City's primary east-west corridors. This RMG Agreement requires a match of 60% and the required match is provided by the Move Seattle Levy Fund from 2019-2024.	\$2,000,000

Item #	Title	Description	Amount/FTE
1.31	Commute Trip Reduction (Seattle Department of Transportation)	This item increases grant-backed appropriation authority by \$137,402 in Seattle Department of Transportation's Transportation Fund Mobility Operations Budget Control Level (13000-BO-TR-170003). This item accepts the entire biennium grant amount of \$897,524; however it only appropriates \$137,402 at this time. The remainder of the grant will be appropriated in future budget actions. This grant is awarded from July 1, 2021, to June 30, 2023. No local match is required. The authorization for grant acceptance is included in the grants ordinance that accompanies this supplemental budget ordinance.	\$897,524
1.32	Complex Coordinated Terrorist Attacks (CCTA) Grant (Seattle Fire Department)	This item increases appropriation authority by \$15,000 in the FD0 BSL. The funding from the Federal Emergency Management Agency (FEMA) of the Department of Homeland Security through the King County Office of Emergency Management will reimburse for OT/BF expenses for staff who attend Regional Rescue Task Force Trainings and Drills. The period of performance for this Grant is 3/1/19 through 5/31/22. No positions will be created and no match is required.	\$15,000
1.33	Reimbursement for Urban Search and Rescue Teams Deployments (Seattle Fire Department)	This item increases appropriation authority by \$100,000 in the FD0 BSL. The funding from the Federal Emergency Management Agency (FEMA) of the Department of Homeland Security through the Pierce County Office of Emergency Management will reimburse for OT/BF and travel costs incurred by the SFD deployment of qualified members who serve on the regional Urban Search and Rescue Team who were deployed to Cyclone Ida and other emergency and disaster sites as needed in 2021. The period of performance for these deployments is from August through December 2021. No positions will be created and no match is required.	\$100,000

Item #	Title	Description	Amount/FTE
1.34	USAR Emergency Training Grant FY2021 (Seattle Fire Department)	This item increases appropriation authority by \$25,439 in FD0 BSL. The funding, provided by the Federal Emergency Management Agency (FEMA) through Pierce County Office of Emergency Management provide funding for SFD members on the regional Urban Search and Rescue (USAR) Team to attend approximately 25 reimbursable mandatory emergency response trainings. There are no positions or local match requirement associated with these reimbursements and the period of performance is from 1/1/21 through 12/31/21.	\$25,439
1.35	Basic Firefighter Training Grant FY2021 (Seattle Fire Department)	This item increases appropriation authority by \$23,400 in the FD0 BSL. This grant from the Washington State Patrol-Office of the Fire Marshall will support the training of firefighters in Recruit Class #115 in FY 2021 to minimum safety requirements. There are no new positions associated with this project and no match required.	\$23,400
1.36	State Homeland Security Program (SHSP) FFY 2021 Grant (Seattle Fire Department)	This item increases appropriation authority by \$342,500 in the FD0 BSL. The grant received from the Federal Emergency Management Agency (FEMA) of the Department of Homeland Security through the King County Office of Emergency Management, will fund Struct	\$342,500
1.37	Urban Area Security Initiative (UASI) FFY2021 (SFD) (Seattle Fire Department)	This item increases appropriation authority by \$750,000 in the FD0 BSL. This grant funding is from the Federal Emergency Management Agency (FEMA) of the Department of Homeland Security through the Washington State Military Department - Office of Emergency Management. This is a part of the UASI FFY 2021 Grant that is being submitted and accepted by the Seattle Police Department. The Seattle Fire Department's portion of this grant will provide funds to enhance the City's ability to increase and sustain structural collapse capability for rescue response. The project will include Structural Collapse Training, purchase of Heavy Rescue Equipment and purchase of Methane Gas Detectors for the Seattle Fire Department and regional partners. There are no positions associated with this grant and no local match requirement. The period of performance for this grant is from 9/1/21 through 12/31/23.	\$750,000

Item #	Title	Description	Amount/FTE
1.38	Lakeridge Playfield KC YASG Grants (Seattle Parks and Recreation)	This item increases appropriation authority by \$100,000 in the Seattle Parks and Recreation Department in the Park and Recreation Fund Fix It First Control Level (10200-BC-PR-40000). This Youth and Amateur Sports grant (YASG) from King County supports the Major Maintenance Backlog Master Project (MC-PR-41001), and will be used for improvements to Lakeridge Playfield. Specifically, grant funds will be used to fund the costs associated with playfield turf improvements and multi sports court resurfacing at Lakeridge Playfield. This is a reimbursable grant, requiring no match which the project budget satisfies. The grant expiration date is 12/31/22.	\$100,000
1.39	Boat Moorage Grant (Seattle Parks and Recreation)	This item increases appropriation authority by \$277,300 in the Seattle Parks and Recreation Department in the Park and Recreation Fund Fix It First Control Level (10200-BC-PR-40000). This grant from the State of Washington, Washington State Parks and Recreation Commission (WSPRC) acting by and through its Clean Vessel Act Program supports the Boat Moorage Restoration Master Project (MC-PR-15013) and will be used to install a sewage pump out location at South Leschi Moorage. This is a reimbursable grant, requiring a match of \$92,433 which the project budget satisfies. The grant expiration date is 05/01/23	\$277,300
1.40	NW Native Canoe Center WSDOC Grant 1 (Seattle Parks and Recreation)	This item increases appropriation authority by \$242,500 in the Seattle Parks and Recreation Department in the Park and Recreation Fund 2008 Parks Levy Control Level (10200-BC-PR-10000). This grant from the Washington State Department of Commerce (WSDOC), through the 2016 Local and Community Projects Program, supports the Northwest Native Canoe Development Master Project (MC-PR-15013) and will be used for capital expenditures related to the design and construction of the Northwest Native Canoe Center. Specifically, grants funds used toward construction will include but not be limited to the development of a 2,860 square foot one-story canoe carving center. This is a reimbursable grant, requiring a \$966,280 match which the project budget satisfies. The grant expiration date is 6/30/23	\$242,500

Item #	Title	Description	Amount/FTE
1.41	NW Native Canoe Center WSDOC Grant 2 (Seattle Parks and Recreation)	This item increases appropriation authority by \$966,280 in the Seattle Parks and Recreation Department in the Park and Recreation Fund 2008 Parks Levy Control Level (10200-BC-PR-10000). This grant from the Washington State Department of Commerce (WSDOC), through the 2020 Local and Community Projects Program, supports the Northwest Native Canoe Development Master Project (MC-PR-15013) and will be used for capital expenditures related to the design and construction of the Northwest Native Canoe Center. Specifically, grants funds used toward construction will include but not be limited to the development of a 2,860 square foot one-story canoe carving center. This is a reimbursable grant, requiring a \$242,500 match which the project budget satisfies. The grant expiration date is 6/30/23.	\$966,280
1.42	W. Queen Anne RCO Grant (Seattle Parks and Recreation)	This item increases appropriation authority by \$350,000 in the Seattle Parks and Recreation Department in the Park and Recreation Fund Fix It First Control Level (10200-BC-PR-40000). This grant from the Washington State Recreation and Conservation Office (RCO) supports the Major Maintenance Backlog Master Project (MC-PR-41001) and will be used for lighting improvements to West Queen Anne Playfield East. Specifically, grant funds will be used to replace the existing field lights that surround two baseball fields, and an overlapping soccer and ultimate Frisbee field: surrounding a three-acre field area. This is a reimbursable grant, requiring a \$441,000 match which the project budget satisfies. The grant expiration date is 07/31/23.	\$350,000

Item #	Title	Description	Amount/FTE
1.43	South Park KC YAS Grant (Seattle Parks and Recreation)	This item increases appropriation authority by \$200,000 in the Seattle Parks and Recreation Department in the Park and Recreation Fund Building for the Future Budget Control Level (10200-BC-PR-20000). This Youth and Amateur Sports grant (YASG) from King County supports the South Park Campus Improvements Master project (MC-PR-21003) and will be used towards improvements to the South Park campus. Specifically, grants funds will be used to assist with the costs of playfield improvements: natural turf conversion to full-size synthetic turf field with lighting. This is a reimbursable grant, requiring no match which the project budget satisfies. The grant expiration date is 12/31/22.	\$200,000
1.44	Maple Wood PF KC YAS Grant (Seattle Parks and Recreation)	This item increases appropriation authority by \$200,000 in the Seattle Parks and Recreation Department in the Park and Recreation Fund Fix It First Control Level (10200-BC-PR-40000). This Youth and Amateur Sports grant (YASG) from King County supports the supports the Major Maintenance Backlog Master Project (MC-PR-41001), and will be used for improvements to Maple Wood Playfield. Specifically, grant funds will be used to assist with the costs of playfield improvements which include new: drainage, irrigation, grass playing surface, dugouts, bleachers, and adjustments to allow for multiple sports. This is a reimbursable grant, requiring no match which the project budget satisfies. The grant expiration date is 12/31/22.	\$200,000
1.45	Pier 63 Demolition State Grant (Seattle Parks and Recreation)	This item accepts a \$1,500,000 grant from the Washington State Department of Ecology and will fund a portion of the demolition of the seismically unstable Pier 63 structure on the Seattle Waterfront. Demolishing the pier provides environmental benefits by reducing overwater coverage on Elliott Bay and removing creosote treated wooden piles.	\$1,500,000

Item #	Title	Description	Amount/FTE
1.46	FY2021 Target Zero Grant (Seattle Police Department)	This item increases appropriation authority by \$20,900 in the Special Operations BSL from the Washington State Traffic Safety Commission. This item provides funding for overtime related to supplemental traffic enforcement with special emphasis on impaired and distracted driving, seat belt, and motorcycle safety. The contract term runs from October 1, 2021 to September 30, 2022. There are no matching requirements or capital improvement projects associated with this item.	\$20,900
1.47	FY21 Sexual Assault Kit (SAK3) Grant (Seattle Police Department)	This item increases appropriation authority by \$100,000 in the Criminal Investigations BSL from the Washington Association of Sheriffs and Police Chiefs. This item provides funding to process previously unsubmitted sexual assault DNA kits and to support multidisciplinary community response teams engaged in seeking a just resolution to sexual assault cases resulting from that evidence. The contract term runs from July 1, 2021 to June 30, 2022. There are no matching requirements or capital improvement projects associated with this item.	\$100,000
1.48	FY21 Urban Areas Security Initiative (UASI) Grant (Seattle Police Department)	This item increases appropriation authority by \$2,325,000 in the Special Operations BSL. This grant funding is from the Federal Emergency Management Agency and U.S. Department of Homeland Security through the Washington State Military Department - Emergency Management Division under the Urban Areas Security Initiative (UASI) for federal fiscal year 2021. This item provides funding to continue and enhance the City of Seattle's ability to prevent, protect, respond to and recover from acts of terrorism as well as other emergency events. The following Seattle Police Department projects are funded under this grant: program management and sustainment; citizen preparedness and outreach; contract analysts; equipment and training to respond to acts of terrorism; and mass care shelter planning with the Human Services Department. Seattle Fire Department has a corresponding appropriation increase supported by this grant in the amount of \$750,000. The period of performance for this grant is from 9/1/21 through 12/31/23. There are no matching requirements associated with this item.	\$3,075,000

Item #	Title	Description	Amount/FTE
1.49	FY21 Securing the Cities Grant (Seattle Police Department)	This item increases appropriation authority by \$950,000 in the Special Operations BSL from the Department of Homeland Security. This funding supports the establishment of a multi-jurisdictional radiological and nuclear detection program. The funding will be used for personnel costs as well as supplies and travel. The term of this agreement runs from March 9, 2021 to June 30, 2022, with anticipated annual renewal until October 30, 2029. This grant will support 1 FTE position intended to sunset October 30, 2020, unless new funding is secured.	\$950,000
1.50	FY21 State Homeland Security Program (SHSP) Grant (Seattle Police Department)	This item increases appropriation authority by \$405,000 in the Special Operations BSL from the Department of Homeland Security. This funding addresses gaps in preparedness services in King County. It will be used to support law enforcement training, contract analysts, and the purchase of search and detection equipment. The term of this agreement runs from October 1, 2021 to September 30, 2024. There is no matching requirement for this item. There are no capital improvement projects associated with this item.	\$405,000
1.51	FY2020 State Homeland Security Program (SHSP) Supplemental Grant Correction (Seattle Police Department)	This item increases appropriation authority by \$18,000 in the Special Operations BSL from the Department of Homeland Security. This funding addresses gaps in terrorism preparedness services in King County. It will be used to support law enforcement training, contract analysts, and the purchase of personal protective equipment. The FY2020 SHSP Grant funding was originally appropriated in the 2020 Fourth Quarter Supplemental budget legislation (Ordinance 126257, Section 4, item # 4.29) in the amount of \$415,000, mistakenly omitting \$18,000 for training. This supplementary budget request appropriates the remaining \$18,000 for training. The term of this agreement runs from October 1, 2020 to September 30, 2023. There are no matching requirement for this item. There are no capital improvement projects associated with this item.	\$18,000

Item #	Title	Description	Amount/FTE
1.52	FY21 State Internet Crimes Against Children (ICAC) Allocation (Seattle Police Department)	This item increases appropriation authority by \$854,000 in the Criminal Investigations BSL from the Washington Association of Sheriffs and Police Chiefs. This funding supports multi-jurisdictional Washington State Internet Crimes Against Children (ICAC) Task Force. The funding will be used for salary and benefits for 50% of Deputy Prosecuting Attorney, overtime for detectives on ICAC investigations, and equipment, training, overtime, and infrastructure needs for partner agencies. The term of this agreement runs from July 1, 2021 to June 30, 2022. There are no matching requirements associated with this item.	\$854,000
1.53	FY2022 SPD Impaired Driving Training Grant (Seattle Police Department)	This item increases appropriation authority by \$50,000 in the Leadership and Administration BSL from the Washington Traffic Safety Commission under the Impaired Driving Training Grant program. This item provides funding to facilitate impaired driving training for the Seattle Police Department and surrounding agencies. The term of this grant runs from October 1, 2021 to September 30, 2022. There are no matching requirements or capital improvement projects associated with this item.	\$50,000
1.54	Community Policing Development Microgrant (Seattle Police Department)	This item increases appropriation authority by \$124,762 in the Chief of Police BSL from the Office of Community Oriented Policing Services (COPS Office). This funding supports implementation of Peace Dialogues with SPD Officers and Community Members. The funding will be used for personnel costs, supplies, training, and contracting with an evaluator for the program. The contract term runs from September 1, 2021 to August 31, 2022. There are no matching requirements or capital improvement projects associated with this item. This grant will support 0.5 FTE positions intended to sunset at the end of funding.	\$124,762

Item #	Title	Description	Amount/FTE
1.55	FY2021 Justice Assistance (JAG) Grant (Seattle Police Department)	This item increases appropriation authority by \$771,127 in the Leadership and Administration BSL from the Department of Justice, Bureau of Justice Assistance. This funding supports a variety of law enforcement and crime prevention efforts in the City of Seattle and 10 surrounding jurisdictions. In Seattle, the funding will be used for personnel costs. The term of this agreement runs from October 1, 2020 to September 30, 2024. This grant will support 3 FTE existing Crime Prevention Coordinator positions at 80%. There is no matching requirement for this item. There are no capital improvement projects associated with this item.	\$771,127
1.56	FY2021 Coronavirus Emergency Supplemental Grant (Seattle Police Department)	This item increases appropriation authority by \$247,000 in the Chief of Police BSL. This grant funding is from the Federal Department of Justice through the Washington State Department of Commerce Community Services and Housing Division, Office of Crime Victims Advocacy. This item provides funding to contract with a mental health professional to work with officers, civilian employees, and their families in coping with traumatic events and the impacts of the Coronavirus Pandemic. The grant term runs from January 1, 2021 through December 31, 2022. There are no matching requirements or capital improvement projects associated with this item.	\$247,000
1.57	Securing the Cities FY21 Supplemental Funding (Seattle Police Department)	This item increases appropriation authority by \$500,000 in the Special Operations BSL from the Department of Homeland Security. This funding supports the establishment of a multi-jurisdictional radiological and nuclear detection program. The funding will be used for personnel costs as well as supplies and travel. The term of this agreement runs from March 9, 2021 to October 30, 2021, with anticipated annual renewal until October 30, 2029. This item also extends the sunset date on 1 existing full-time position grant funded Strategic Advisor II position in the Seattle Police Department. The grant supporting the position is available to the City from March 4, 2020, through October 30, 2029; therefore the position will sunset October 30, 2029 unless new funding is secured.	\$500,000



Legislation Text

File #: CB 120221, Version: 2

CITY OF SEATTLE

ORDINANCE _____

COUNCIL BILL _____

AN ORDINANCE amending Ordinance 126237, which adopted the 2021 Budget, including the 2021-2026 Capital Improvement Program (CIP); changing appropriations to various departments and budget control levels, and from various funds in the Budget; revising project allocations for certain projects in the 2021-2026 CIP; creating positions; modifying positions; abrogating positions; and ratifying and confirming certain prior acts; all by a 3/4 vote of the City Council.

BE IT ORDAINED BY THE CITY OF SEATTLE AS FOLLOWS:

Section 1. The appropriations for the following items in the 2021 Adopted Budget are reduced from the funds shown below:

Item	Department	Fund	Budget Summary Level/BCL Code	Amount
1.1	Department of Finance and Administrative Services	General Fund (00100)	Jail Services (00100-BO-FA-JAILSVCS)	(\$1,100,000)
1.2	Department of Finance and Administrative Services	General Fund (00100)	Indigent Defense Services (00100-BO-FA-INDGTDEF)	(\$1,500,000)
1.3	Department of Finance and Administrative Services	Coronavirus Local Fiscal Recovery Fund (14000)	Facilities Services (14000-BO-FA-FACILITY)	(\$1,270,000)
1.4	Finance General	General Fund (00100)	General Purpose (00100-BO-FG-2QD00)	(\$1,500,000)
1.5	Finance General	General Fund (00100)	General Purpose (00100-BO-FG-2QD00)	(\$1,600,000)
1.6	Finance General	REET I Capital Fund (30010)	Appropriation to Special Funds (30010-BO-FG-2QA00)	(\$23,258)
1.7	Finance General	General Fund (00100)	General Purpose (00100-BO-FG-2QD00)	(\$400,000)

1.8	Human Services Department	General Fund (00100)	Addressing Homelessness (00100-BO-HS-H3000)	(\$8,000,000)
1.9	Human Services Department	General Fund (00100)	Addressing Homelessness (00100-BO-HS-H3000)	(\$2,297,433)
1.10	Executive (Office of Planning and Community Development)	General Fund (00100)	Planning and Community Development (00100-BO-PC-X2P00)	(\$30,000)
1.11	Seattle Department of Transportation	Move Seattle Levy Fund (10398)	General Expense (10398-BO-TR-18002)	(\$170,000)
1.12	Seattle Fire Department	General Fund (00100)	Operations (00100-BO-FD-F3000)	(\$12,548)
1.13	Executive (Office of Economic Development)	Coronavirus Local Fiscal Recovery Fund (14000)	Business Services (14000-BO-ED-X1D00)	(\$900,000)
1.14	Seattle Public Utilities	General Fund (00100)	Utility Service and Operations (00100-BO-SU-N200B)	(\$74,593)
		Solid Waste Fund (45010)	Utility Service and Operations (45010-BO-SU-N200B)	(\$116,452)
		Water Fund (43000)	Leadership and Administration (43000-BO-SU-N100B)	(\$20,000)
			Utility Service and Operations (43000-BO-SU-N200B)	(\$97,087)
		Drainage and Wastewater Fund (44010)	Leadership and Administration (44010-BO-SU-N100B)	(\$10,000)
			Utility Service and Operations (44010-BO-SU-N200B)	(\$1,399,270)
1.15	Department of Education and Early Learning	General Fund (00100)	Early Learning (00100-BO-EE-IL100)	(\$100,908)
1.16	Department of Finance and Administrative Services	General Fund (00100)	City Finance (00100-BO-FA-CITYFINAN)	(\$400,000)
1.17	Finance General	General Fund (00100)	Appropriation to Special Funds (00100-BO-FG-2QA00)	(\$2,000,000)
1.18	Finance General	General Fund (00100)	General Purpose (00100-BO-FG-2QD00)	(\$2,000,000)

1.19	Finance General	General Fund (00100)	General Purpose (00100-BO-FG-2QD00)	(\$4,442,532)
1.20	Finance General	General Fund (00100)	General Purpose (00100-BO-FG-2QD00)	(\$184,300)
1.21	Executive (Office of Immigrant and Refugee Affairs)	General Fund (00100)	Office of Immigrant and Refugee Affairs (00100-BO-IA-X1N00)	(\$414,000)
1.22	Seattle Fire Department	General Fund (00100)	Operations (00100-BO-FD-F3000)	(\$257,774)
1.23	Seattle Police Department	General Fund (00100)	Chief of Police (00100-BO-SP-P1000)	(\$104,200)
			Criminal Investigations (00100-BO-SP-P7000)	(\$151,963)
			Leadership and Administration (00100-BO-SP-P1600)	(\$35,022)
			Special Operations (00100-BO-SP-P3400)	(\$67,480)
1.24	Human Services Department	General Fund (00100)	Supporting Safe Communities (00100-BO-HS-H4000)	(\$3,000,000)
1.25	Finance General	General Fund (00100)	General Purpose (00100-BO-FG-2QD00)	(\$700,000)
1.26	Finance General	General Fund (00100)	General Purpose (00100-BO-FG-2QD00)	(\$557,468)
1.27	Human Services Department	Human Services Fund (16200)	Addressing Homelessness (16200 BO HS H3000)	(\$1,250,000)
1.28	Human Services Department	Coronavirus Local Fiscal Recovery Fund (14000)	Addressing Homelessness (14000 BO HS H3000)	(\$4,400,000)
Total				(\$40,586,288)

Section 2. In order to pay for necessary costs and expenses incurred or to be incurred in 2021, but for which insufficient appropriations were made due to causes that could not reasonably have been foreseen at the time of making the 2021 Budget, appropriations for the following items in the 2021 Budget are increased from the funds shown, as follows:

Item	Department	Fund	Budget Summary Level/BCL Code	Amount
------	------------	------	-------------------------------	--------

2.1	Department of Education and Early Learning	General Fund (00100)	Early Learning (00100-BO-EE-IL100)	\$4,800
2.2	Department of Finance and Administrative Services	General Fund (00100)	Regulatory Compliance and Consumer Protection (00100-BO-FA-RCCP)	\$19,200
2.3	Department of Finance and Administrative Services	Fleet Capital Fund (50321)	Fleet Capital Program (50321-BO-FA-FLEETCAP)	\$4,871,577
2.4	Department of Finance and Administrative Services	Fleet Capital Fund (50321)	Fleet Capital Program (50321-BO-FA-FLEETCAP)	\$4,820,618
2.5	Department of Finance and Administrative Services	Finance and Administrative Services Fund (50300)	City Finance (50300-BO-FA-CITYFINAN)	\$75,000
2.6	Department of Finance and Administrative Services	Judgment/Claims Fund (00126)	Judgment & Claims General Liability (00126-BO-FA-CJ010)	\$3,500,000
2.7	Department of Neighborhoods	General Fund (00100)	Leadership and Administration (00100-BO-DN-I3100)	\$33,600
2.8	Finance General	General Fund (00100)	Appropriation to Special Funds (00100-BO-FG-2QA00)	\$1,900,000
2.9	Finance General	General Fund (00100)	Appropriation to Special Funds (00100-BO-FG-2QA00)	\$2,441,000
2.10	Finance General	Coronavirus Local Fiscal Recovery Fund (14000)	Appropriation to Special Funds (14000-BO-FG-2QA00)	\$26,670,000
2.11	Finance General	General Fund (00100)	Appropriation to Special Funds (00100-BO-FG-2QA00)	\$177,600
2.12	Finance General	General Fund (00100)	Appropriation to Special Funds (00100-BO-FG-2QA00)	\$770,000
2.13	Human Services Department	General Fund (00100)	Promoting Healthy Aging (00100-BO-HS-H6000)	\$384,000
2.14	Executive (Office of Housing)	General Fund (00100)	Multifamily Housing (00100-BO-HU-3000)	\$8,000,000
2.15	Executive (Office of Housing)	Office of Housing Fund (16600)	Leadership and Administration (16600-BO-HU-1000)	\$52,364
2.16	Executive (Office of Housing)	Office of Housing Fund (16600)	Multifamily Housing (16600-BO-HU-3000)	\$46,178
2.17	Executive (Office of Immigrant and Refugee Affairs)	General Fund (00100)	Office of Immigrant and Refugee Affairs (00100-BO-IA-X1N00)	\$26,300

2.18	Executive (Office of Sustainability and Environment)	General Fund (00100)	Office of Sustainability and Environment (00100-BO-SE-X1000)	\$4,800
2.19	Seattle Department of Transportation	General Fund (00100)	Mobility Operations (00100-BO-TR-17003)	\$4,800
			ROW Management (00100-BO-TR-17004)	\$4,800
2.20	Seattle Fire Department	General Fund (00100)	Fire Prevention (00100-BO-FD-F5000)	\$194,906
2.21	Seattle Fire Department	General Fund (00100)	Leadership and Administration (00100-BO-FD-F1000)	\$4,800
2.22	Seattle Fire Department	General Fund (00100)	Operations (00100-BO-FD-F3000)	\$1,405,933
			Leadership and Administration (00100-BO-FD-F1000)	\$53,031
			Fire Prevention (00100-BO-FD-F5000)	\$56,376
2.23	Seattle Information Technology Department	Information Technology Fund (50410)	Applications (50410-BO-IT-D0100)	\$41,400
2.24	Seattle Parks and Recreation	General Fund (00100)	Leadership and Administration (00100-BO-PR-20000)	\$81,600
2.25	Seattle Parks and Recreation	Park And Recreation Fund (10200)	Parks and Facilities Maintenance and Repairs (10200-BO-PR-10000)	\$222,614
2.26	Seattle Police Department	General Fund (00100)	Leadership and Administration (00100-BO-SP-P1600)	\$38,400
2.27	Seattle Public Library	Library Fund (10410)	The Seattle Public Library (10410-BO-SPL)	\$168,000
2.28	Law Department	General Fund (00100)	Leadership and Administration (00100-BO-LW-J1100)	\$143,877
2.29	Seattle Municipal Court	General Fund (00100)	Administration (00100-BO-MC-3000)	\$72,000
2.30	Executive (Office of Economic Development)	General Fund (00100)	Business Services (00100-BO-ED-X1D00)	\$9,600
2.31	Executive (Office of Economic Development)	General Fund (00100)	Business Services (00100-BO-ED-X1D00)	\$900,000
2.32	Seattle Department of Human Resources	General Fund (00100)	Leadership and Administration (00100-BO-HR-N5000)	\$420,017
2.33	Seattle Public Utilities	General Fund (00100)	Utility Service and Operations (00100-BO-SU-N200B)	\$14,582

		Solid Waste Fund (45010)	Utility Service and Operations (45010-BO-SU-N200B)	\$47,617
		Water Fund (43000)	Leadership and Administration (43000-BO-SU-N100B)	\$20,000
			Utility Service and Operations (43000-BO-SU-N200B)	\$11,406
		Drainage and Wastewater Fund (44010)	Leadership and Administration (44010-BO-SU-N100B)	\$249,306
			Utility Service and Operations (44010-BO-SU-N200B)	\$554,862
2.34	Seattle Public Utilities	Drainage and Wastewater Fund (44010)	General Expense (44010-BO-SU-N000B)	\$50,777,230
2.35	Seattle Public Utilities	Water Fund (43000)	General Expense (43000-BO-SU-N000B)	\$80,174,473
2.36	Executive (Office of Labor Standards)	Office of Labor Standards Fund (00190)	Office of Labor Standards (00190-BO-LS-1000)	\$9,600
2.37	Executive (Office for Civil Rights)	General Fund (00100)	Civil Rights (00100-BO-CR-X1R00)	\$48,000
2.38	Finance General	General Fund (00100)	Appropriation to Special Funds (00100-BO-FG-2QA00)	\$1,500,000
2.39	Law Department	General Fund (00100)	Criminal (00100-BO-LW-J1500)	\$148,000
2.40	Department of Education and Early Learning	General Fund (00100)	Leadership and Administration (00100-BO-EE-IL700)	\$83,900
2.41	Department of Education and Early Learning	General Fund (00100)	Leadership and Administration (00100-BO-EE-IL700)	\$250,000
2.42	Department of Finance and Administrative Services	General Fund (00100)	Seattle Animal Shelter (00100-BO-FA-SAS)	\$251,800
2.43	Department of Finance and Administrative Services	General Fund (00100)	City Finance (00100-BO-FA-CITYFINAN)	\$1,000,000
2.44	Department of Finance and Administrative Services	Judgment/Claims Fund (00126)	Judgment & Claims Police Action (00126-BO-FA-JR020)	\$5,000,000
2.45	Department of Neighborhoods	General Fund (00100)	Leadership and Administration (00100-BO-DN-I3100)	\$49,100

2.46	Finance General	General Fund (00100)	Appropriation to Special Funds (00100-BO-FG-2QA00)	\$50,000
2.47	Finance General	General Fund (00100)	Appropriation to Special Funds (00100-BO-FG-2QA00)	\$550,000
2.48	Human Services Department	Human Services Fund (16200)	Promoting Healthy Aging (16200-BO-HS-H6000)	\$110,897
			Leadership and Administration (16200-BO-HS-H5000)	\$211,593
2.49	Human Services Department	General Fund (00100)	Supporting Affordability and Livability (00100-BO-HS- H1000)	\$414,000
2.50	Human Services Department	General Fund (00100)	Preparing Youth for Success (00100-BO-HS-H2000)	\$26,900
			Supporting Affordability and Livability (00100-BO-HS- H1000)	\$4,800
			Addressing Homelessness (00100-BO-HS-H3000)	\$10,200
			Promoting Healthy Aging (00100-BO-HS-H6000)	\$120,300
			Supporting Safe Communities (00100-BO-HS-H4000)	\$8,700
			Leadership and Administration (00100-BO-HS-H5000)	\$45,000
2.51	Human Services Department	General Fund (00100)	Promoting Public Health (00100- BO-HS-H7000)	\$250,000
2.52	Human Services Department	General Fund (00100)	Leadership and Administration (00100-BO-HS-H5000)	\$1,045,000
2.53	Executive (Office of Arts and Culture)	Arts and Culture Fund (12400)	Leadership and Administration (12400-BO-AR-VA150)	\$30,500
2.54	Executive (Office of Arts and Culture)	Arts and Culture Fund (12400)	Arts and Cultural Programs (12400-BO-AR-VA160)	\$46,800
2.55	Executive (Office of Housing)	Office of Housing Fund (16600)	Leadership and Administration (16600-BO-HU-1000)	\$38,900
2.56	Executive (Office of Immigrant and Refugee Affairs)	General Fund (00100)	Office of Immigrant and Refugee Affairs (00100-BO-IA- X1N00)	\$9,000
2.57	Executive (Office of Immigrant and Refugee Affairs)	General Fund (00100)	Office of Immigrant and Refugee Affairs (00100-BO-IA- X1N00)	\$30,521

2.58	Executive (Office of Immigrant and Refugee Affairs)	General Fund (00100)	Office of Immigrant and Refugee Affairs (00100-BO-IA-X1N00)	\$32,000
2.59	Executive (Office of Planning and Community Development)	General Fund (00100)	Planning and Community Development (00100-BO-PC-X2P00)	\$30,800
2.60	Executive (Office of Sustainability and Environment)	General Fund (00100)	Office of Sustainability and Environment (00100-BO-SE-X1000)	\$22,500
2.61	Executive (Office of the City Auditor)	General Fund (00100)	Office of the City Auditor (00100-BO-AD-VG000)	\$9,800
2.62	Seattle Center	Seattle Center Fund (11410)	Campus (11410-BO-SC-60000)	\$70,700
2.63	Seattle Department of Transportation	General Fund (00100)	Mobility Operations (00100-BO-TR-17003)	\$458,100
2.64	Seattle Department of Transportation	General Fund (00100)	Mobility Operations (00100-BO-TR-17003)	\$1,300,000
2.65	Seattle Department of Transportation	Transportation Fund (13000)	Maintenance Operations (13000-BO-TR-17005)	\$3,650,000
2.66	Seattle Department of Transportation	Move Seattle Levy Fund (10398)	Mobility Operations (10398-BO-TR-17003)	\$500,000
2.67	Seattle Fire Department	General Fund (00100)	Operations (00100-BO-FD-F3000)	\$164,129
2.68	Seattle Fire Department	General Fund (00100)	Operations (00100-BO-FD-F3000)	\$332,710
			Fire Prevention (00100-BO-FD-F5000)	\$50,000
2.69	Seattle Fire Department	General Fund (00100)	Operations (00100-BO-FD-F3000)	\$806,958
2.70	Seattle Fire Department	General Fund (00100)	Operations (00100-BO-FD-F3000)	\$2,205,574
2.71	Seattle Information Technology Department	Information Technology Fund (50410)	Leadership and Administration (50410-BO-IT-D0100)	\$472,300
2.72	Seattle Parks and Recreation	General Fund (00100)	Leadership and Administration (00100-BO-PR-20000)	\$182,900
2.73	Seattle Police Department	General Fund (00100)	Leadership and Administration (00100-BO-SP-P1600)	\$88,900
2.74	Seattle Police Department	General Fund (00100)	Patrol Operations (00100-BO-SP-P1800)	\$1,765,681

2.75	Seattle Public Library	Library Fund (10410)	The Seattle Public Library (10410-BO-SPL)	\$202,700
2.76	Law Department	General Fund (00100)	Leadership and Administration (00100-BO-LW-J1100)	\$157,200
2.77	Seattle Municipal Court	General Fund (00100)	Administration (00100-BO-MC-3000)	\$48,300
			Court Operations (00100-BO-MC-2000)	\$63,300
			Court Compliance (00100-BO-MC-4000)	\$36,200
2.78	Executive (Office of Economic Development)	General Fund (00100)	Leadership and Administration (00100-BO-ED-ADMIN)	\$28,500
2.79	Executive (Office of Economic Development)	General Fund (00100)	Business Services (00100-BO-ED-X1D00)	\$2,250,000
2.80	Seattle Department of Human Resources	General Fund (00100)	Leadership and Administration (00100-BO-HR-N5000)	\$80,400
2.81	Executive (City Budget Office)	General Fund (00100)	City Budget Office (00100-BO-CB-CZ000)	\$30,000
2.82	Executive (City Budget Office)	General Fund (00100)	City Budget Office (00100-BO-CB-CZ000)	\$235,000
2.83	Executive (Office of Intergovernmental Relations)	General Fund (00100)	Office of Intergovernmental Relations (00100-BO-IR-X1G00)	\$6,000
2.84	Executive (Office of Intergovernmental Relations)	General Fund (00100)	Office of Intergovernmental Relations (00100-BO-IR-X1G00)	\$39,520
2.85	Executive (Office of the Mayor)	General Fund (00100)	Office of the Mayor (00100-BO-MA-X1A00)	\$17,100
2.86	Executive (Office of the Mayor)	General Fund (00100)	Office of the Mayor (00100-BO-MA-X1A00)	\$45,000
2.87	Executive (Office of the Mayor)	General Fund (00100)	Office of the Mayor (00100-BO-MA-X1A00)	\$50,000
2.88	Executive (Office of the Mayor)	General Fund (00100)	Office of the Mayor (00100-BO-MA-X1A00)	\$160,000
2.89	Executive (Office of Emergency Management)	General Fund (00100)	Office of Emergency Management (00100-BO-EP-10000)	\$6,000
2.90	Executive (Office of Labor Standards)	Office of Labor Standards Fund (00190)	Office of Labor Standards (00190-BO-LS-1000)	\$19,400

2.91	Civil Service Commissions	General Fund (00100)	Civil Service Commissions (00100-BO-VC-V1CIV)	\$1,800
2.92	Civil Service Commissions	General Fund (00100)	Civil Service Commissions (00100-BO-VC-V1CIV)	\$120,000
2.93	Community Police Commission	General Fund (00100)	Office of the Community Police Commission (00100-BO-CP-X1P00)	\$2,100
2.94	Employees' Retirement System	Employees' Retirement Fund (61030)	Employee Benefit Management (61030-BO-RE-R1E00)	\$21,500
2.95	Employees' Retirement System	Employees' Retirement Fund (61030)	Employee Benefit Management (61030-BO-RE-R1E00)	\$68,622
2.96	Ethics and Elections Commission	General Fund (00100)	Ethics and Elections (00100-BO-ET-V1T00)	\$4,000
2.97	Ethics and Elections Commission	General Fund (00100)	Ethics and Elections (00100-BO-ET-V1T00)	\$106,188
2.98	Legislative Department	General Fund (00100)	Legislative Department (00100-BO-LG-G1000)	\$80,600
2.99	Legislative Department	General Fund (00100)	Legislative Department (00100-BO-LG-G1000)	\$65,149
2.100	Executive (Office for Civil Rights)	General Fund (00100)	Civil Rights (00100-BO-CR-X1R00)	\$23,700
2.101	Office of Hearing Examiner	General Fund (00100)	Office of the Hearing Examiner (00100-BO-HX-V1X00)	\$2,000
2.102	Office of Inspector General for Public Safety	General Fund (00100)	Office of Inspector General for Public Safety (00100-BO-IG-1000)	\$10,500
2.103	Executive (Office of the Employee Ombud)	General Fund (00100)	Office of Employee Ombud (00100-BO-EM-V10MB)	\$2,000
2.104	Police Relief and Pension	Police Relief & Pension Fund (61060)	Police Relief and Pension (61060-BO-PP-RP604)	\$2,000
Total				\$216,940,009

For items 2.6 and 2.8, any unspent funds so appropriated shall carry forward to subsequent fiscal years until they are exhausted or abandoned by ordinance.

Section 3. In order to pay for necessary costs and expenses incurred or to be incurred in 2021, but for

which insufficient appropriations were made due to causes that could not reasonably have been foreseen at the time of making the 2021 Budget, appropriations for the following items in the 2021 Budget, which are backed by revenues, are increased from the funds shown, as follows:

Item	Department	Fund	Budget Summary Level/BCL Code	Amount
3.1	Department of Finance and Administrative Services	Finance and Administrative Services Fund (50300)	Facilities Services (50300-BO-FA-FACILITY)	\$445,228
3.2	Seattle Information Technology Department	Information Technology Fund (50410)	Frontline Services and Workplace (50410-BO-IT-D0400)	\$16,163
3.3	Seattle Fire Department	General Fund (00100)	Operations (00100-BO-FD-F3000)	\$76,862
3.4	Human Services Department	Human Services Fund (16200)	Addressing Homelessness (16200-BO-HS-H3000)	\$660,000
3.5	Seattle Department of Transportation	Transportation Fund (13000)	Mobility Operations (13000-BO-TR-17003)	\$65,000
3.6	Seattle Department of Transportation	Transportation Fund (13000)	Mobility Operations (13000-BO-TR-17003)	\$1,000,000
3.7	Seattle Department of Transportation	Transportation Fund (13000)	ROW Management (13000-BO-TR-17004)	\$750,000
3.8	Seattle Fire Department	General Fund (00100)	Operations (00100-BO-FD-F3000)	\$413,566
3.9	Seattle Fire Department	General Fund (00100)	Operations (00100-BO-FD-F3000)	\$20,000
3.10	Seattle Fire Department	General Fund (00100)	Operations (00100-BO-FD-F3000)	\$21,152
3.11	Seattle Fire Department	General Fund (00100)	Operations (00100-BO-FD-F3000)	\$1,660,532
3.12	Seattle Fire Department	General Fund (00100)	Operations (00100-BO-FD-F3000)	\$839,468
3.13	Seattle Information Technology Department	Information Technology Fund (50410)	Technology Infrastructure (50410-BO-IT-D0300)	\$1,693,800
3.14	Seattle Information Technology Department	Information Technology Fund (50410)	Technology Infrastructure (50410-BO-IT-D0300)	\$467,100

3.15	Seattle Information Technology Department	Information Technology Fund (50410)	Frontline Services and Workplace (50410-BO-IT-D0400)	\$3,248,300
3.16	Seattle Information Technology Department	Information Technology Fund (50410)	Technology Infrastructure (50410-BO-IT-D0300)	\$181,000
3.17	Seattle Information Technology Department	Information Technology Fund (50410)	Applications (50410-BO-IT-D0600)	\$340,000
3.18	Seattle Information Technology Department	Information Technology Fund (50410)	Frontline Services and Workplace (50410-BO-IT-D0400)	\$50,000
3.19	Seattle Parks and Recreation	Park And Recreation Fund (10200)	Golf Programs (10200-BO-PR-60000)	\$1,500,000
3.20	Seattle Police Department	General Fund (00100)	Criminal Investigations (00100-BO-SP-P7000)	\$21,105
3.21	Seattle Police Department	General Fund (00100)	Criminal Investigations (00100-BO-SP-P7000)	\$59,081
3.22	Seattle Police Department	General Fund (00100)	Criminal Investigations (00100-BO-SP-P7000)	\$34,815
3.23	Seattle Police Department	General Fund (00100)	Criminal Investigations (00100-BO-SP-P7000)	\$80,292
3.24	Seattle Police Department	General Fund (00100)	Special Operations (00100-BO-SP-P3400)	\$175,903
3.25	Seattle Police Department	General Fund (00100)	Criminal Investigations (00100-BO-SP-P7000)	\$4,897
3.26	Seattle Police Department	General Fund (00100)	Criminal Investigations (00100-BO-SP-P7000)	\$10,512
3.27	Seattle Police Department	General Fund (00100)	Criminal Investigations (00100-BO-SP-P7000)	\$25,631
3.28	Seattle Police Department	General Fund (00100)	Criminal Investigations (00100-BO-SP-P7000)	\$46,580
3.29	Seattle Police Department	General Fund (00100)	Criminal Investigations (00100-BO-SP-P7000)	\$45,154
Total				\$13,952,141

Section 4. Contingent upon the execution of the grant or other funding agreement authorized in Section 1 of the ordinance introduced as Council Bill 120220, the appropriations for the following items in the 2021 Budget are increased from the funds shown, as follows:

Item	Department	Fund	Budget Summary Level/BCL Code	Amount
4.1	Department of Education and Early Learning	General Fund (00100)	Early Learning (00100-BO-EE-IL100)	\$505,496
4.2	Human Services Department	Human Services Fund (16200)	Promoting Healthy Aging (16200-BO-HS-H6000)	\$291,422
4.3	Human Services Department	Human Services Fund (16200)	Promoting Healthy Aging (16200-BO-HS-H6000)	\$104,955
4.4	Human Services Department	Human Services Fund (16200)	Addressing Homelessness (16200-BO-HS-H3000)	\$1,960,000
4.5	Executive (Office of Immigrant and Refugee Affairs)	General Fund (00100)	Office of Immigrant and Refugee Affairs (00100-BO-IA-X1N00)	\$670,000
4.6	Executive (Office of Immigrant and Refugee Affairs)	General Fund (00100)	Office of Immigrant and Refugee Affairs (00100-BO-IA-X1N00)	\$55,000
4.7	Seattle Public Library	Library Fund (10410)	The Seattle Public Library (10410-BO-SPL)	\$17,500
			The Seattle Public Library (10410-BO-SPL)	\$175,000
4.8	Seattle Public Library	Library Fund (10410)	The Seattle Public Library (10410-BO-SPL)	\$15,000
4.9	Human Services Department	Human Services Fund (16200)	Supporting Safe Communities (16200-BO-HS-H4000)	\$1,000,000
4.10	Human Services Department	Human Services Fund (16200)	Promoting Healthy Aging (16200-BO-HS-H6000)	\$1,735,333
		Human Services Fund (16200)	Leadership and Administration (16200-BO-HS-H5000)	\$132,232
4.11	Executive (Office of Arts and Culture)	Arts and Culture Fund (12400)	Arts and Cultural Programs (12400-BO-AR-VA160)	\$30,000
4.12	Seattle Center	Seattle Center McCaw Hall Fund (11430)	McCaw Hall (11430-BO-SC-65000)	\$1,075,884
4.13	Seattle Department of Transportation	Transportation Fund (13000)	Mobility Operations (13000-BO-TR-17003)	\$137,402
4.14	Seattle Fire Department	General Fund (00100)	Operations (00100-BO-FD-F3000)	\$15,000
4.15	Seattle Fire Department	General Fund (00100)	Operations (00100-BO-FD-F3000)	\$100,000
4.16	Seattle Fire Department	General Fund (00100)	Operations (00100-BO-FD-F3000)	\$25,439

4.17	Seattle Fire Department	General Fund (00100)	Operations (00100-BO-FD-F3000)	\$23,400
4.18	Seattle Fire Department	General Fund (00100)	Operations (00100-BO-FD-F3000)	\$342,500
4.19	Seattle Fire Department	General Fund (00100)	Operations (00100-BO-FD-F3000)	\$750,000
4.20	Seattle Police Department	General Fund (00100)	Special Operations (00100-BO-SP-P3400)	\$950,000
4.21	Seattle Police Department	General Fund (00100)	Special Operations (00100-BO-SP-P3400)	\$405,000
4.22	Seattle Police Department	General Fund (00100)	Chief of Police (00100-BO-SP-P1000)	\$124,762
4.23	Seattle Police Department	General Fund (00100)	Leadership and Administration (00100-BO-SP-P1600)	\$771,127
4.24	Seattle Police Department	General Fund (00100)	Special Operations (00100-BO-SP-P3400)	\$18,000
4.25	Seattle Police Department	General Fund (00100)	Criminal Investigations (00100-BO-SP-P7000)	\$854,000
4.26	Seattle Police Department	General Fund (00100)	Leadership and Administration (00100-BO-SP-P1600)	\$50,000
4.27	Seattle Police Department	General Fund (00100)	Special Operations (00100-BO-SP-P3400)	\$20,900
4.28	Seattle Police Department	General Fund (00100)	Criminal Investigations (00100-BO-SP-P7000)	\$100,000
4.29	Seattle Police Department	General Fund (00100)	Chief of Police (00100-BO-SP-P1000)	\$247,000
4.30	Seattle Police Department	General Fund (00100)	Special Operations (00100-BO-SP-P3400)	\$500,000
4.31	Law Department	General Fund (00100)	Criminal (00100-BO-LW-J1500)	\$178,718
4.32	Executive (Office of Economic Development)	General Fund (00100)	Business Services (00100-BO-ED-X1D00)	\$35,000
4.33	Executive (Office of Emergency Management)	General Fund (00100)	Office of Emergency Management (00100-BO-EP-10000)	\$414,323
4.34	Executive (Office of Emergency Management)	General Fund (00100)	Office of Emergency Management (00100-BO-EP-10000)	\$141,320
Total				\$13,971,713

Unspent funds so appropriated shall carry forward to subsequent fiscal years until they are exhausted or

abandoned by ordinance.

Section 5. The appropriations for the following items in the 2021 Adopted Budget are modified, as follows:

Item	Department	Fund	Budget Summary Level/BCL Code	Amount
5.1	Human Services Department	General Fund (00100)	Preparing Youth for Success (00100-BO-HS-H2000)	(\$4,188,437)
			Supporting Safe Communities (00100-BO-HS-H4000)	\$4,188,437
5.2	Human Services Department	Human Services Fund (16200)	Addressing Homelessness (16200-BO-HS-H3000)	(\$400,000)
		Coronavirus Local Fiscal Recovery Fund (14000)	Addressing Homelessness (14000-BO-HS-H3000)	\$400,000
5.3	Department of Finance and Administrative Services	Finance and Administrative Services Fund (50300)	Facilities Services (50300-BO-FA-FACILITY)	(\$234,213)
		Finance and Administrative Services Fund (50300)	City Finance (50300-BO-FA-CITYFINAN)	\$234,213
5.4	Executive (Office of Planning and Community Development)	General Fund (00100)	Equitable Development Initiative (00100-BO-PC-X2P40)	(\$1,400,000)
		Short-Term Rental Tax Fund (12200)	Equitable Development Initiative (12200-BO-PC-X2P40)	\$1,400,000
5.5	Seattle Department of Transportation	Move Seattle Levy Fund (10398)	Bridges & Structures (10398-BO-TR-17001)	(\$363,521)
		Transportation Fund (13000)	Bridges & Structures (13000-BO-TR-17001)	\$363,521
5.6	Human Services Department	Human Services Fund (16200)	Addressing Homelessness (16200-BO-HS-H3000)	\$338,741
			Supporting Affordability and Livability (16200-BO-HS-H1000)	(\$338,741)
5.7	Human Services Department	General Fund (00100)	Addressing Homelessness (00100-BO-HS-H3000)	(\$87,560)

			Leadership and Administration (00100-BO-HS-H5000)	\$87,560
5.8	Department of Education and Early Learning	General Fund (00100)	K-12 Programs (00100-BO-EE- IL200)	(\$215,000)
			Leadership and Administration (00100-BO-EE-IL700)	\$215,000
5.9	Department of Finance and Administrative Services	Finance and Administrative Services Fund (50300)	Facilities Services (50300-BO-FA- FACILITY)	(\$3,000,000)
			Office of Constituent Services (50300-BO-FA-OCS)	\$3,000,000
5.10	Executive (Office of Arts and Culture)	General Fund (00100)	Arts and Cultural Programs (00100- BO-AR-VA160)	\$2,000,000
		Arts and Culture Fund (12400)	Arts and Cultural Programs (12400- BO-AR-VA160)	(\$2,000,000)
5.11	Seattle City Light	Light Fund (41000)	Debt Services (41000-BO-CL-D)	(\$10,000,000)
			Long Term Purchased Power (41000-BO-CL-L)	(\$20,000,000)
			Short Term Purchased Power (41000-BO-CL-S)	\$30,000,000
5.12	Seattle Department of Transportation	Coronavirus Local Fiscal Recovery Fund (14000)	Mobility Operations (14000-BO- TR-17003)	\$625,000
			ROW Management (14000-BO-TR- 17004)	(\$625,000)
5.13	Seattle Public Utilities	General Fund (00100)	Utility Service and Operations (00100-BO-SU-N200B)	(\$150,000)
			General Expense (00100-BO-SU- N000B)	\$150,000
5.14	Seattle Public Utilities	General Fund (00100)	Utility Service and Operations (00100-BO-SU-N200B)	(\$100,000)
			Leadership and Administration (00100-BO-SU-N100B)	\$100,000
5.15	Human Services Department	General Fund (00100)	Addressing Homelessness (00100- BO-HS-H3000)	(\$500,000)
			Leadership and Administration (00100-BO-HS-H5000)	\$500,000

5.16	Department of Finance and Administrative Services	Judgment/Claims Fund (00126)	Judgment & Claims Litigation (00126-BO-FA-JR000)	(\$3,000,000)
			Judgment & Claims Police Action (00126-BO-FA-JR020)	\$3,000,000
5.17	Human Services Department	General Fund (00100)	Supporting Safe Communities (00100-BO-HS-H4000)	(\$455,000)
			Leadership and Administration (00100-BO-HS-H5000)	\$455,000
5.18	Seattle Department of Transportation	Transportation Fund (13000)	General Expense (13000-BO-TR-18002)	(\$4,791,024)
		REET II Capital Fund (30020)	General Expense (30020-BO-TR-18002)	\$4,791,024
Net Change				\$0

Section 6. The IT Infrastructure (MC-PL-B3100), Major Capital Equipment (MC-PL-B3200), and corrected Non-Arterial Street Resurfacing and Restoration (MC-TR-C041) projects, as respectively described in Attachments A, B, and C to this ordinance, are established in the 2021-2026 Adopted Capital Improvement Program. The Smith Cove Park Development (MC-PR-21005) project, as described in Attachment D to this ordinance, is established in the 2021-2026 Adopted Capital Improvement Program and incorporates the adjustment from item 7.34 of this ordinance.

Section 7. Appropriations in the 2021 Adopted Budget and project allocations in the 2021-2026 Adopted Capital Improvement Program are reduced as follows:

Item	Department	Fund	Budget Summary Level/BCL Code	CIP Project Appropriation Change	CIP Project Name
7.1	Department of Finance and Administrative Services	REET I Capital Fund (30010)	General Government Facilities - General (30010-BC-FA-GOVTFAC)	(\$106,233)	Seattle Municipal Tower Facility Upgrades (MC-FA-SMTUPG)
7.2	Department of Finance and Administrative Services	Finance and Administrative Services Fund (50300)	Public Safety Facilities Fire (50300-BC-FA-PSFACFIRE)	(\$1,892,533)	Fire Station 5 Relocation (MC-FA-FS5RELO)

7.3	Department of Finance and Administrative Services	2015 Multipurpose LTGO Bond Fund (36200)	Information Technology (36200 -BC-FA-A1IT)	(\$15,886)	Electronic Records Management System (MC-FA-EMALARCH)
7.4	Department of Finance and Administrative Services	Finance and Administrative Services Fund (50300)	Information Technology (50300 -BC-FA-A1IT)	(\$2,689,275)	Summit Re-Implementation (MC-FA-A1IT01)
		2017 Multipurpose LTGO Bond Fund (36400)	Information Technology (36400 -BC-FA-A1IT)	(\$3,279,359)	Summit Re-Implementation (MC-FA-A1IT01)
		2018 Multipurpose LTGO Bond Fund (36500)	Information Technology (36500 -BC-FA-A1IT)	(\$40,078)	Summit Re-Implementation (MC-FA-A1IT01)
7.5	Department of Finance and Administrative Services	Municipal Civic Center Fund (34200)	General Government Facilities - General (34200-BC-FA-GOVTFAC)	(\$629,317)	Civic Square (MC-FA-GFCIVSQ)
7.6	Department of Finance and Administrative Services	REET I Capital Fund (30010)	Public Safety Facilities Fire (30010-BC-FA-PSFACFIRE)	(\$184,834)	Fire Facilities South Lake Union (MC-FA-PSFSSLU)
7.7	Department of Finance and Administrative Services	REET I Capital Fund (30010)	Public Safety Facilities Police (30010-BC-FA-PSFACPOL)	(\$125,595)	Seattle Police Facilities (MC-FA-PFACNPCT)
7.8	Department of Finance and Administrative Services	REET II Capital Fund (30020)	General Government Facilities - General (30020-BC-FA-GOVTFAC)	(\$605)	FAS Shelter Facilities (MC-FA-SHELTRFAC)
7.9	Department of Finance and Administrative Services	2020 Multipurpose LTGO Bond Fund (36700)	Information Technology (36700 -BC-FA-A1IT)	(\$1,470,000)	FAS Information Technology System Initiatives (MC-FA-ITSYSINIT)

7.10	Department of Finance and Administrative Services	REET I Capital Fund (30010)	Neighborhood Fire Stations (30010-BC-FA-NBHFIRE)	(\$71,161)	Fire Station 32 (MC-FA-FFERPFS32)
		2018 Multipurpose LTGO Bond Fund (36500)	Neighborhood Fire Stations (36500-BC-FA-NBHFIRE)	(\$750,000)	Fire Station 32 (MC-FA-FFERPFS32)
7.11	Department of Finance and Administrative Services	REET I Capital Fund (30010)	General Government Facilities - General (30010-BC-FA-GOVTFAC)	(\$2,674)	Seattle Municipal Courts (MC-FA-MUNICOURT)
7.12	Department of Finance and Administrative Services	REET I Capital Fund (30010)	Neighborhood Fire Stations (30010-BC-FA-NBHFIRE)	(\$4,252)	FFERP FIRE STATION 22 (MC-FA-FFERPFS22)
		2017 Multipurpose LTGO Bond Fund (36400)	Neighborhood Fire Stations (36400-BC-FA-NBHFIRE)	(\$738)	FFERP FIRE STATION 22 (MC-FA-FFERPFS22)
		2003 Fire Facilities Levy Fund (34440)	Neighborhood Fire Stations (34440-BC-FA-NBHFIRE)	(\$8,106)	FFERP FIRE STATION 22 (MC-FA-FFERPFS22)
7.13	Department of Finance and Administrative Services	Finance and Administrative Services Fund (50300)	Asset Preservation - Schedule 2 Facilities (50300-BC-FA-APSCH2FAC)	(\$500,000)	Haller Lake Improvements (MC-FA-HALLERSW)
		REET I Capital Fund (30010)	Asset Preservation - Schedule 2 Facilities (30010-BC-FA-APSCH2FAC)	(\$82,546)	Haller Lake Improvements (MC-FA-HALLERSW)
7.14	Department of Finance and Administrative Services	REET I Capital Fund (30010)	General Government Facilities - General (30010-BC-FA-GOVTFAC)	(\$21,556)	Seattle City Hall HVAC Improvements (MC-FA-CTYHLHVAC)

7.15	Department of Finance and Administrative Services	Finance and Administrative Services Fund (50300)	General Government Facilities - General (50300-BC-FA-GOVTFAC)	(\$20,280)	Navigation Center (MC-FA-PRLWARNVC)
7.16	Department of Finance and Administrative Services	REET I Capital Fund (30010)	FAS Oversight-External Projects (30010-BC-FA-EXTPROJ)	(\$213,000)	Energy Efficiency for Municipal Buildings (MC-FA-ENEFFMBLD)
7.17	Department of Finance and Administrative Services	REET I Capital Fund (30010)	Neighborhood Fire Stations (30010-BC-FA-NBHFIRE)	(\$114,221)	Fire Station Improvement Debt Service (MC-FA-FSDEBTSV)
7.18	Seattle Center	2011 Multipurpose LTGO Bond Fund (35500)	Building and Campus Improvements (35500-BC-SC-S03P01)	(\$281)	Municipal Energy Efficiency Program (MC-SC-S1003)
7.19	Seattle Department of Transportation	General Fund (00100)	Mobility-Capital (00100-BC-TR-19003)	(\$955,370)	Thomas Street Redesigned (MC-TR-C105)
			Mobility-Capital (00100-BC-TR-19003)	(\$200,000)	Neighborhood Traffic Control Program (MC-TR-C019)
			Mobility-Capital (00100-BC-TR-19003)	(\$500,000)	West Marginal Way Safe Street and Accessibility Improvements (MC-TR-C103)
			Major Maintenance/Replacement (00100-BC-TR-19001)	(\$222,890)	Non-Arterial Street Resurfacing and Restoration (MC-TR-C041)
		Move Seattle Levy Fund (10398)	Mobility-Capital (10398-BC-TR-19003)	(\$1,934,777)	Bike Master Plan - Protected Bike Lanes (MC-TR-C062)

			Mobility-Capital (10398-BC-TR-19003)	(\$1,417,741)	Bike Master Plan - Greenways (MC- TR-C063)
			Mobility-Capital (10398-BC-TR-19003)	(\$3,445,353)	Heavy Haul Network Program - East Marginal Way (MC-TR- C090)
			Mobility-Capital (10398-BC-TR-19003)	(\$657,702)	Pedestrian Master Plan - Crossing Improvements (MC-TR-C061)
			Mobility-Capital (10398-BC-TR-19003)	(\$6,850,361)	Northgate Bridge and Cycle Track (MC-TR-C030)
			Mobility-Capital (10398-BC-TR-19003)	(\$1,623,200)	SPU Drainage Partnership - Broadview Pedestrian Improvements (MC-TR-C036)
			Mobility-Capital (10398-BC-TR-19003)	(\$355,913)	SDOT ADA Program (MC-TR- C057)
			Major Maintenance/Repla cement (10398-BC- TR-19001)	(\$969,698)	Bridge Rehabilitation and Replacement (MC -TR-C045)
			Major Maintenance/Repla cement (10398-BC- TR-19001)	(\$9,861,872)	Bridge Seismic - Phase III (MC-TR -C008)
			Major Maintenance/Repla cement (10398-BC- TR-19001)	(\$353,530)	Sidewalk Safety Repair (MC-TR- C025)

			Major Maintenance/Replacement (10398-BC-TR-19001)	(\$8,099,889)	SPU Drainage Partnership - South Park (MC-TR-C054)
			Major Maintenance/Replacement (10398-BC-TR-19001)	(\$404,290)	Bike Master Plan - Urban Trails and Bikeways (MC-TR-C060)
		REET I Capital Fund (30010)	Mobility-Capital (30010-BC-TR-19003)	(\$427,000)	Thomas Street Redesigned (MC-TR-C105)
			Mobility-Capital (30010-BC-TR-19003)	(\$4,289,130)	Georgetown to South Park Trail (MC-TR-C096)
		REET II Capital Fund (30020)	Major Maintenance/Replacement (30020-BC-TR-19001)	(\$8,709,176)	Bridge Painting Program (MC-TR-C007)
			Major Maintenance/Replacement (30020-BC-TR-19001)	(\$337,033)	Hazard Mitigation Program - Areaways (MC-TR-C035)
			Major Maintenance/Replacement (30020-BC-TR-19001)	(\$560,000)	Structures Major Maintenance (MC-TR-C112)
			Mobility-Capital (30020-BC-TR-19003)	(\$300,000)	Pedestrian Master Plan - New Sidewalks (MC-TR-C058)
			Mobility-Capital (30020-BC-TR-19003)	(\$19,800)	Bike Master Plan - Greenways (MC-TR-C063)
			Mobility-Capital (30020-BC-TR-19003)	(\$162,891)	Neighborhood Traffic Control Program (MC-TR-C019)

			Mobility-Capital (30020-BC-TR-19003)	(\$713,000)	SDOT ADA Program (MC-TR-C057)
		Transportation Fund (13000)	Major Maintenance/Replacement (13000-BC-TR-19001)	(\$39,007)	Seawall Maintenance (MC-TR-C098)
			Major Maintenance/Replacement (13000-BC-TR-19001)	(\$548,009)	Bridge Seismic - Phase III (MC-TR-C008)
			Major Maintenance/Replacement (13000-BC-TR-19001)	(\$4,152,322)	Water Structures (MC-TR-C111)
			Major Maintenance/Replacement (13000-BC-TR-19001)	(\$508,433)	Non-Arterial Street Resurfacing and Restoration (MC-TR-C041)
			Major Maintenance/Replacement (13000-BC-TR-19001)	(\$4,251,221)	Accela Permitting System (MC-TR-C001)
			Major Maintenance/Replacement (13000-BC-TR-19001)	(\$5,426)	Bridge Painting Program (MC-TR-C007)
			Mobility-Capital (13000-BC-TR-19003)	(\$1,357,258)	Bike Master Plan - Protected Bike Lanes (MC-TR-C062)
			Mobility-Capital (13000-BC-TR-19003)	(\$999,996)	Bike Master Plan - Greenways (MC-TR-C063)
			Mobility-Capital (13000-BC-TR-19003)	(\$1,261,229)	Thomas Street Redesigned (MC-TR-C105)

			Mobility-Capital (13000-BC-TR-19003)	(\$77,556)	Neighborhood Traffic Control Program (MC-TR- C019)
			Mobility-Capital (13000-BC-TR-19003)	(\$172,324)	Shoreline Street End Program (MC -TR-C011)
		2018 Multipurpose LTGO Bond Fund (36500)	Major Maintenance/Repla cement (36500-BC- TR-19001)	(\$157,440)	Northlake Retaining Wall (MC-TR-C102)
		2021 West Seattle Bridge Repair LTGO Bond Fund (36810)	Major Maintenance/Repla cement (36810-BC- TR-19001)	(\$2,000,000)	Northlake Retaining Wall (MC-TR-C102)
			Mobility-Capital (36810-BC-TR-19003)	(\$978,875)	Highland Park Intersection Improvements (MC-TR-C100)
		School Safety Traffic and Pedestrian Improvement Fund (18500)	Mobility-Capital (18500-BC-TR-19003)	(\$274,546)	SDOT ADA Program (MC-TR- C057)
		Transportation Benefit District Fund (19900)	Major Maintenance/Repla cement (19900-BC- TR-19001)	(\$128,248)	Non-Arterial Street Resurfacing and Restoration (MC-TR-C041)
			Mobility-Capital (19900-BC-TR-19003)	(\$3,289,551)	23rd Avenue Corridor Improvements (MC-TR-C037)
			Mobility-Capital (19900-BC-TR-19003)	(\$43,703)	Ballard to Downtown High Capacity Transit and Ship Canal Crossing Project (MC-TR-C080)

7.20	Seattle Department of Transportation	Transportation Fund (13000)	Major Projects (13000-BC-TR-19002)	(\$2,883,033)	Alaskan Way Viaduct Replacement (MC-TR-C066)
7.21	Seattle Department of Transportation	Transportation Fund (13000)	Mobility-Capital (13000-BC-TR-19003)	(\$254,540)	Sound Transit North Link (MC-TR-C027)
7.22	Seattle Department of Transportation	REET II Capital Fund (30020)	General Expense (30020-BO-TR-18002)	(\$1,756,172)	Debt Service - REET II (MO-TR-D006)
7.23	Seattle Department of Transportation	Transportation Fund (13000)	Mobility-Capital (13000-BC-TR-19003)	(\$873,453)	Center City Gateway and South Michigan Street Intelligent Transportation Systems (ITS) (MC-TR-C012)
7.24	Seattle Information Technology Department	Information Technology Fund (50410)	Capital Improvement Projects (50410-BC-IT-C0700)	(\$2,257,213)	Human Resources Information System Replacement Project (MC-IT-C6303)
7.25	Seattle Information Technology Department	Information Technology Fund (50410)	Capital Improvement Projects (50410-BC-IT-C0700)	(\$10,800)	Applications Development - Public Safety (MC-IT-C6307)
7.26	Seattle Parks and Recreation	REET I Capital Fund (30010)	Debt and Special Funding (30010-BC-PR-30000)	(\$3,579)	Rainier Beach CC Debt Service (MC-PR-31008)
			Debt and Special Funding (30010-BC-PR-30000)	(\$206,525)	Aquarium Expansion - Debt Service (MC-PR-31009)
			Debt and Special Funding (30010-BC-PR-30000)	(\$25,263)	Parks Maintenance Facility Acquisition - Debt Service (MC-PR-31006)

7.27	Seattle Public Utilities	Solid Waste Fund (45010)	New Facilities (45010-BC-SU-C230B)	(\$5,072,102)	South Recycling Center (MC-SU-C2302)
			New Facilities (45010-BC-SU-C230B)	(\$5,361,952)	South Park Development (MC-SU-C2304)
			Rehabilitation & Heavy Equipment (45010-BC-SU-C240B)	(\$44,851)	Midway Landfill (MC-SU-C2403)
			Shared Cost Projects (45010-BC-SU-C410B)	(\$861,460)	Heavy Equipment Purchases (MC-SU-C4116)
			Shared Cost Projects (45010-BC-SU-C410B)	(\$118,089)	1% for Arts (MC-SU-C4118)
		Water Fund (43000)	Distribution (43000-BC-SU-C110B)	(\$113,740)	Water Infrastructure-Service Renewal (MC-SU-C1109)
			Distribution (43000-BC-SU-C110B)	(\$1,798,092)	Distribution System Improvements (MC-SU-C1128)
			Distribution (43000-BC-SU-C110B)	(\$7,415,493)	Watermain Rehabilitation (MC-SU-C1129)
			Distribution (43000-BC-SU-C110B)	(\$702,639)	Tank Improvements (MC-SU-C1134)
			Distribution (43000-BC-SU-C110B)	(\$750,000)	Distribution System Seismic Improvements (MC-SU-C1139)
			Transmission (43000-BC-SU-C120B)	(\$33,000)	Water System Dewatering (MC-SU-C1205)

			Transmission (43000-BC-SU-C120B)	(\$6,652,852)	Transmission Pipelines Rehab (MC-SU-C1207)
			Transmission (43000-BC-SU-C120B)	(\$3,062,260)	Cathodic Protection (MC-SU-C1208)
			Transmission (43000-BC-SU-C120B)	(\$250,000)	Transmission System Seismic Improvements (MC-SU-C1210)
			Watershed Stewardship (43000-BC-SU-C130B)	(\$400,093)	Cedar Bridges (MC-SU-C1307)
			Water Quality & Treatment (43000-BC-SU-C140B)	(\$156,133)	Treatment Facility/Water Quality Improvements (MC-SU-C1413)
			Water Quality & Treatment (43000-BC-SU-C140B)	(\$8,460,625)	Reservoir Covering-Lake Forest (MC-SU-C1418)
			Water Quality & Treatment (43000-BC-SU-C140B)	(\$21,990)	Reservoir Covering-Bitter Lake (MC-SU-C1419)
			Water Resources (43000-BC-SU-C150B)	(\$3,849,286)	Dam Safety (MC-SU-C1506)
			Water Resources (43000-BC-SU-C150B)	(\$1,358,243)	Hatchery Works (MC-SU-C1511)
			Habitat Conservation Program (43000-BC-SU-C160B)	(\$566,038)	Watershed Road Improvements/De commissioning (MC-SU-C1601)

			Habitat Conservation Program (43000-BC-SU-C160B)	(\$300,243)	Stream & Riparian Restoration (MC-SU-C1602)
			Habitat Conservation Program (43000-BC-SU-C160B)	(\$9,647)	Upland Reserve Forest Restore (MC-SU-C1603)
			Habitat Conservation Program (43000-BC-SU-C160B)	(\$154,359)	Ballard Locks Improvements (MC-SU-C1606)
			Habitat Conservation Program (43000-BC-SU-C160B)	(\$40,171)	Instream Flow Management Studies (MC-SU-C1608)
			Shared Cost Projects (43000-BC-SU-C410B)	(\$120,080)	1% for Arts (MC-SU-C4118)
			Shared Cost Projects (43000-BC-SU-C410B)	(\$13,230,948)	Move Seattle (MC-SU-C4119)
		Drainage and Wastewater Fund (44010)	Protection of Beneficial Uses (44010-BC-SU-C333B)	(\$800,000)	Creek Culvert Replacement Program (MC-SU-C3314)
			Protection of Beneficial Uses (44010-BC-SU-C333B)	(\$13,574,734)	GSI for Protection of Beneficial Uses (MC-SU-C3316)
			Sediments (44010-BC-SU-C350B)	(\$305,311)	Sediment Remediation (MC-SU-C3503)
			Combined Sewer Overflows (44010-BC-SU-C360B)	(\$16,158)	Long Term Control Plan (MC-SU-C3604)
			Combined Sewer Overflows (44010-BC-SU-C360B)	(\$1,681,750)	Future CSO Projects (MC-SU-C3612)

			Combined Sewer Overflows (44010-BC-SU-C360B)	(\$27,850,453)	Ship Canal Water Quality Project (MC-SU-C3614)
			Rehabilitation (44010-BC-SU-C370B)	(\$1,608,437)	Pump Station & Force Main Improvements (MC-SU-C3703)
			Rehabilitation (44010-BC-SU-C370B)	(\$10,119,678)	Pipe Renewal Program (MC-SU-C3710)
			Flooding, Sewer Backup & Landslide (44010-BC-SU-C380B)	(\$679,957)	Drainage Capacity Program (MC-SU-C3802)
			Flooding, Sewer Backup & Landslide (44010-BC-SU-C380B)	(\$7,710,462)	Sanitary Sewer Overflow Capacity (MC-SU-C3804)
			Flooding, Sewer Backup & Landslide (44010-BC-SU-C380B)	(\$11,619,707)	South Park Stormwater Program (MC-SU-C3806)
			Flooding, Sewer Backup & Landslide (44010-BC-SU-C380B)	(\$2,857,020)	Broadview Long-Term Plan (MC-SU-C3812)
			Shared Cost Projects (44010-BC-SU-C410B)	(\$2,726,717)	Heavy Equipment Purchases (MC-SU-C4116)
			Shared Cost Projects (44010-BC-SU-C410B)	(\$554,033)	1% for Arts (MC-SU-C4118)
			Shared Cost Projects (44010-BC-SU-C410B)	(\$13,668,541)	Move Seattle (MC-SU-C4119)
			Shared Cost Projects (44010-BC-SU-C410B)	(\$39,436)	Streetcar Related Projects (MC-SU-C4130)

7.28	Seattle Center	Seattle Center Fund (11410)	Monorail Rehabilitation (11410-BC-SC-S9403)	(\$176,508)	Monorail Improvements (MC-SC-S9403)
7.29	Seattle Department of Transportation	Transportation Fund (13000)	Mobility-Capital (13000-BC-TR-19003)	(\$5,996,910)	RapidRide Roosevelt (MC-TR-C013)
7.30	Seattle Department of Transportation	Transportation Fund (13000)	Mobility-Capital (13000-BC-TR-19003)	(\$1,115,300)	Route 48 Transit-Plus Multimodal Corridor (MC-TR-C107)
7.31	Seattle Information Technology Department	Information Technology Fund (50410)	Capital Improvement Projects (50410-BC-IT-C0700)	(\$4,904,943)	Applications Development - Public Safety (MC-IT-C6307)
7.32	Seattle Parks and Recreation	Park And Recreation Fund (10200)	Fix It First (10200-BC-PR-40000)	(\$80,337)	Parks Upgrade Program (MC-PR-41029)
Total				(\$263,099,645)	

Allocation modifications for the Seattle Department of Transportation, Seattle City Light, and Seattle Public Utilities in this section shall operate for the purposes of increasing or decreasing the base for the limit imposed by subsection 4(c) of Ordinance 126237.

Section 8. To pay for necessary capital costs and expenses incurred or to be incurred, but for which insufficient appropriations were made due to causes that could not reasonably have been foreseen at the time the 2021 Budget was adopted, appropriations in the 2021 Adopted Budget and project allocations in the 2021-2026 Adopted Capital Improvement Program are increased as follows:

Item	Department	Fund	Budget Summary Level/BCL Code	CIP Project Appropriation Change	CIP Project Name
------	------------	------	-------------------------------	----------------------------------	------------------

8.1	Department of Finance and Administrative Services	REET I Capital Fund (30010)	Public Safety Facilities Fire (30010-BC-FA-PSFACFIRE)	\$713,071	Fire Station 5 (MC-FA-FS5)
8.2	Seattle Department of Transportation	Move Seattle Levy Fund (10398)	Major Maintenance/Replacement (10398-BC-TR-19001)	\$5,015,000	Arterial Asphalt & Concrete Program Phase II (MC-TR-C033)
8.3	Seattle Parks and Recreation	REET I Capital Fund (30010)	Fix It First (30010-BC-PR-40000)	\$213,000	Municipal Energy Efficiency Program - Parks (MC-PR-41030)
8.4	Department of Finance and Administrative Services	General Fund (00100)	Information Technology (00100-BC-FA-A1IT)	\$400,000	SLIM Replacement (MC-FA-SLIMREPL)
8.5	Department of Finance and Administrative Services	General Fund (00100)	Asset Preservation - Schedule 1 Facilities (00100-BC-FA-APSCH1FAC)	\$75,000	Asset Preservation - Schedule 1 Facilities (MC-FA-APSCH1FAC)
8.6	Seattle Department of Transportation	Transportation Fund (13000)	Mobility-Capital (13000-BC-TR-19003)	\$490,337	Center City Gateway and South Michigan Street Intelligent Transportation Systems (ITS) (MC-TR-C012)
8.7	Seattle Department of Transportation	Transportation Fund (13000)	Mobility-Capital (13000-BC-TR-19003)	\$1,000,000	Pedestrian Master Plan - New Sidewalks (MC-TR-C058)
8.8	Seattle Parks and Recreation	2008 Parks Levy Fund (33860)	2008 Parks Levy (33860-BC-PR-10000)	\$1,300,000	Neighborhood Parks & Playgrounds- 2008 Parks Levy (MC-PR-16001)

8.9	Seattle Parks and Recreation	King County Parks Levy Fund (36000)	Fix It First (36000-BC-PR-40000)	\$540,000	Major Maintenance Backlog and Asset Management (MC-PR-41001)
8.10	Seattle Parks and Recreation	Park Mitigation & Remediation (33130)	SR520 Mitigation (33130-BC-PR-60000)	\$150,000	Arboretum Waterfront Trail Renovation (MC-PR-61003)
8.11	Seattle Parks and Recreation	Park And Recreation Fund (10200)	Fix It First (10200-BC-PR-40000)	\$90,000	Seward Park Forest Restoration (MC-PR-41013)
Total				\$9,986,408	

Allocation modifications for the Seattle Department of Transportation in this section shall operate for the purposes of increasing or decreasing the base for the limit imposed by subsection 4(c) of Ordinance 126237.

Section 9. Appropriations in the 2021 Adopted Budget and project allocations in the 2021-2026 Adopted Capital Improvement Program, which are backed by revenues, are modified as follows:

Item	Department	Fund	Budget Summary Level/BCL Code	CIP Project Appropriation Change	CIP Project Name
9.1	Seattle Department of Transportation	Transportation Fund (13000)	Mobility-Capital (13000-BC-TR-19003)	\$1,820,000	Center City Gateway and South Michigan Street Intelligent Transportation Systems (ITS) (MC-TR-C012)
9.2	Seattle Department of Transportation	Transportation Fund (13000)	Mobility-Capital (13000-BC-TR-19003)	\$2,556,714	Delridge Way SW - RapidRide H Line (MC-TR-C042)
9.3	Seattle Department of Transportation	Transportation Fund (13000)	Mobility-Capital (13000-BC-TR-19003)	\$3,109,000	Freight Spot Improvement Program (MC-TR-C047)

9.4	Seattle City Light	Light Fund (41000)	Customer Focused - CIP (41000-BC-CL-Z)	\$2,000,000	Medium Overhead and Underground Services (MC-CL-ZS8366)
9.5	Seattle Department of Transportation	Move Seattle Levy Fund (10398)	Mobility-Capital (10398-BC-TR-19003)	\$2,000,000	Route 44 Transit-Plus Multimodal Corridor (MC-TR-C078)
		Transportation Fund (13000)	Mobility-Capital (13000-BC-TR-19003)	\$2,445,854	Route 44 Transit-Plus Multimodal Corridor (MC-TR-C078)
9.6	Seattle Department of Transportation	Move Seattle Levy Fund (10398)	Mobility-Capital (10398-BC-TR-19003)	\$200,000	Route 40 Transit-Plus Multimodal Corridor (MC-TR-C079)
		Transportation Fund (13000)	Mobility-Capital (13000-BC-TR-19003)	\$900,000	Route 40 Transit-Plus Multimodal Corridor (MC-TR-C079)
9.7	Seattle Department of Transportation	Transportation Fund (13000)	Mobility-Capital (13000-BC-TR-19003)	\$2,311,577	Delridge Way SW - RapidRide H Line (MC-TR-C042)
9.8	Seattle Information Technology Department	Information Technology Fund (50410)	Capital Improvement Projects (50410-BC-IT-C0700)	\$500,000	Applications Development - Public Safety (MC-IT-C6307)
9.9	Seattle Information Technology Department	Information Technology Fund (50410)	Capital Improvement Projects (50410-BC-IT-C0700)	\$600,000	Citywide Contract Management System (MC-IT-C6311)
9.10	Seattle Parks and Recreation	Park And Recreation Fund (10200)	Fix It First (10200-BC-PR-40000)	\$461,700	Beach Restoration Program (MC-PR-41006)
9.11	Seattle Parks and Recreation	Park And Recreation Fund (10200)	Fix It First (10200-BC-PR-40000)	\$2,946,248	Burke-Gilman Playground Park Renovation (MC-PR-41073)
Total				\$21,851,093	

Allocation modifications for the Seattle Department of Transportation and Seattle City Light in this section shall operate for the purposes of increasing or decreasing the base for the limit imposed by subsection 4(c) of

Ordinance 126237.

Section 10. Contingent upon the execution of the grant or other funding agreement authorized in Section 1 of the ordinance introduced as Council Bill 120220, the appropriations for the following items in the 2021 Budget are increased from the funds shown, as follows:

Item	Department	Fund	Budget Summary Level/BCL Code	CIP Project Appropriation Change	CIP Project Name
10.1	Seattle Department of Transportation	Transportation Fund (13000)	Mobility-Capital (13000-BC-TR-19003)	\$1,800,000	Bike Master Plan - Protected Bike Lanes (MC-TR-C062)
10.2	Seattle Department of Transportation	Transportation Fund (13000)	Mobility-Capital (13000-BC-TR-19003)	\$3,000,000	Route 40 Transit-Plus Multimodal Corridor (MC-TR-C079)
10.3	Seattle Department of Transportation	Transportation Fund (13000)	Major Maintenance/Replacement (13000-BC-TR-19001)	\$23,250,600	West Seattle Bridge Immediate Response (MC-TR-C110)
10.4	Seattle Department of Transportation	Transportation Fund (13000)	Mobility-Capital (13000-BC-TR-19003)	\$1,000,000	SPU Drainage Partnership - Broadview Pedestrian Improvements (MC-TR-C036)
10.5	Seattle Department of Transportation	Transportation Fund (13000)	Major Maintenance/Replacement (13000-BC-TR-19001)	\$3,184,000	Arterial Asphalt & Concrete Program Phase II (MC-TR-C033)
10.6	Seattle Department of Transportation	Transportation Fund (13000)	Mobility-Capital (13000-BC-TR-19003)	\$620,000	Pedestrian Master Plan - New Sidewalks (MC-TR-C058)
10.7	Seattle Department of Transportation	Transportation Fund (13000)	Major Maintenance/Replacement (13000-BC-TR-19001)	\$5,000,000	Arterial Asphalt & Concrete Program Phase II (MC-TR-C033)
10.8	Seattle Department of Transportation	Transportation Fund (13000)	Mobility-Capital (13000-BC-TR-19003)	\$3,000,000	RapidRide Roosevelt (MC-TR-C013)

10.9	Seattle Department of Transportation	Transportation Fund (13000)	Mobility-Capital (13000-BC-TR-19003)	\$2,400,000	Bike Master Plan - Protected Bike Lanes (MC-TR-C062)
10.10	Seattle Department of Transportation	Transportation Fund (13000)	Mobility-Capital (13000-BC-TR-19003)	\$1,800,000	Bike Master Plan - Protected Bike Lanes (MC-TR-C062)
10.11	Seattle Department of Transportation	Transportation Fund (13000)	Mobility-Capital (13000-BC-TR-19003)	\$900,000	Bike Master Plan - Protected Bike Lanes (MC-TR-C062)
10.12	Seattle Department of Transportation	Transportation Fund (13000)	Major Maintenance/Replacement (13000-BC-TR-19001)	\$3,000,000	Bridge Seismic - Phase III (MC-TR-C008)
10.13	Seattle Parks and Recreation	Park And Recreation Fund (10200)	Fix It First (10200-BC-PR-40000)	\$100,000	Major Maintenance Backlog and Asset Management (MC-PR-41001)
10.14	Seattle Parks and Recreation	Park And Recreation Fund (10200)	Fix It First (10200-BC-PR-40000)	\$277,300	Boat Moorage Restoration (MC-PR-41021)
10.15	Seattle Parks and Recreation	Park And Recreation Fund (10200)	2008 Parks Levy (10200-BC-PR-10000)	\$242,500	Northwest Native Canoe Center Development (MC-PR-15010)
10.16	Seattle Parks and Recreation	Park And Recreation Fund (10200)	2008 Parks Levy (10200-BC-PR-10000)	\$966,280	Northwest Native Canoe Center Development (MC-PR-15010)
10.17	Seattle Parks and Recreation	Park And Recreation Fund (10200)	Fix It First (10200-BC-PR-40000)	\$350,000	Major Maintenance Backlog and Asset Management (MC-PR-41001)
10.18	Seattle Parks and Recreation	Park And Recreation Fund (10200)	Building For The Future (10200-BC-PR-20000)	\$200,000	South Park Campus Improvements (MC-PR-21013)
10.19	Seattle Parks and Recreation	Park And Recreation Fund (10200)	Fix It First (10200-BC-PR-40000)	\$200,000	Major Maintenance Backlog and Asset Management (MC-PR-41001)

Total	\$51,290,680	
--------------	---------------------	--

Allocation modifications for the Seattle Department of Transportation in this section shall operate for the purposes of increasing or decreasing the base for the limit imposed by subsection 4(c) of Ordinance 126237.

Section 11. Appropriations in the 2021 Adopted Budget and project allocations in the 2021-2026

Adopted Capital Improvement Program are modified as follows:

Item	Department	Fund	Budget Summary Level/BCL Code	CIP Project Appropriation Change	CIP Project Name
11.1	Seattle Department of Transportation	REET II Capital Fund (30020)	Mobility-Capital (30020-BC-TR-19003)	(\$200,000)	Northgate Bike and Pedestrian Improvements (MC-TR-C055)
				\$200,000	NE 43rd Street Improvements (MC-TR-C074)
11.2	Seattle Department of Transportation	Move Seattle Levy Fund (10398)	Mobility-Capital (10398-BC-TR-19003)	\$15,021,510	Northgate Bridge and Cycle Track (MC-TR-C030)
			Major Maintenance/Replacement (10398-BC-TR-19001)	\$6,978,490	Arterial Asphalt & Concrete Program Phase II (MC-TR-C033)
		2021 Multipurpose LTGO Bond Fund (36800)	Major Maintenance/Replacement (36800-BC-TR-19001)	(\$6,978,490)	Arterial Asphalt & Concrete Program Phase II (MC-TR-C033)
			Mobility-Capital (36800-BC-TR-19003)	(\$15,021,510)	Northgate Bridge and Cycle Track (MC-TR-C030)
11.3	Seattle Department of Transportation	Move Seattle Levy Fund (10398)	Major Maintenance/Replacement (10398-BC-TR-19001)	\$9,150,000	Arterial Asphalt & Concrete Program Phase II (MC-TR-C033)
				(\$2,750,000)	Bridge Seismic - Phase III (MC-TR-C008)

				(\$4,500,000)	Bridge Rehabilitation and Replacement Phase II (MC-TR-C039)
				(\$1,900,000)	Arterial Major Maintenance (MC-TR-C071)
11.4	Seattle Department of Transportation	Move Seattle Levy Fund (10398)	Major Maintenance/Replacement (10398-BC-TR-19001)	\$363,521	Arterial Asphalt & Concrete Program Phase II (MC-TR-C033)
		Transportation Fund (13000)	Major Maintenance/Replacement (13000-BC-TR-19001)	(\$363,521)	Arterial Asphalt & Concrete Program Phase II (MC-TR-C033)
11.5	Seattle Public Library	2019 Library Levy Fund (18200)	The Seattle Public Library (18200-BO-SPL)	(\$34,000)	Library Major Maintenance (MC-PL-B3011)
				\$34,000	Major Capital Equipment (MC-PL-B3200)
		Library Fund (10410)	The Seattle Public Library (18200-BO-SPL)	(\$1,700,000)	Library Major Maintenance (MC-PL-B3011)
				\$1,700,000	Major Capital Equipment (MC-PL-B3200)
		2012 Library Levy Fund (18100)	The Seattle Public Library (18200-BO-SPL)	(\$466,000)	Library Major Maintenance (MC-PL-B3011)
				\$466,000	Major Capital Equipment (MC-PL-B3200)
11.6	Seattle Public Library	2019 Library Levy Fund (18200)	The Seattle Public Library (18200-BO-SPL)	(\$2,000,000)	Library Major Maintenance (MC-PL-B3011)
				\$2,000,000	IT Infrastructure (MC-PL-B3100)

11.7	Seattle Public Utilities	Solid Waste Fund (45010)	New Facilities (45010-BC-SU-C230B)	(\$3,500,000)	South Recycling Center (MC-SU-C2302)
			Rehabilitation & Heavy Equipment (45010-BC-SU-C240B)	\$3,500,000	Midway Landfill (MC-SU-C2403)
11.8	Seattle Public Utilities	Drainage and Wastewater Fund (44010)	Technology (44010-BC-SU-C510B)	\$1,276,893	Customer Contact & Billing (MC-SU-C5402)
				(\$1,276,893)	Asset Information Management (MC-SU-C5407)
11.9	Seattle Public Utilities	Solid Waste Fund (45010)	Technology (45010-BC-SU-C510B)	\$122,688	Customer Contact & Billing (MC-SU-C5402)
				(\$122,688)	Asset Information Management (MC-SU-C5407)
11.10	Seattle Public Utilities	Water Fund (43000)	Distribution (43000-BC-SU-C110B)	\$551,275	Water Infrastructure-Hydrant Replace/Relocate (MC-SU-C1110)
				(\$551,275)	Watermain Rehabilitation (MC-SU-C1129)
11.11	Seattle Public Utilities	Water Fund (43000)	Distribution (43000-BC-SU-C110B)	\$621,333	Water Infrastructure-Water Main Extensions (MC-SU-C1111)
				(\$621,333)	Watermain Rehabilitation (MC-SU-C1129)
11.12	Seattle Public Utilities	Water Fund (43000)	Distribution (43000-BC-SU-C110B)	\$1,522,610	Water Infrastructure-New Taps (MC-SU-C1113)
			Transmission (43000-BC-SU-C120B)	(\$1,522,610)	Transmission Pipelines Rehab (MC-SU-C1207)

11.13	Seattle Public Utilities	Water Fund (43000)	Transmission (43000-BC-SU-C120B)	(\$448,701)	Transmission Pipelines Rehab (MC-SU-C1207)
			Watershed Stewardship (43000-BC-SU-C130B)	\$448,701	Tolt Bridges (MC-SU-C1308)
11.14	Seattle Public Utilities	Water Fund (43000)	Shared Cost Projects (43000-BC-SU-C410B)	(\$854,022)	Move Seattle - WF (MC-SU-C4119-WF)
				\$854,022	Other Major Transportation Projects - WF (MC-SU-C4123-WF)
11.15	Seattle Public Utilities	Drainage and Wastewater Fund (44010)	Rehabilitation (44010-BC-SU-C370B)	(\$500,000)	Pipe Renewal Program (MC-SU-C3710)
				\$500,000	Drainage Facilities Rehabilitation (MC-SU-C3711)
11.16	Seattle Public Utilities	Solid Waste Fund (45010)	Technology (45010-BC-SU-C510B)	\$259,233	Customer Contact & Billing (MC-SU-C5402)
				(\$259,233)	Project Delivery & Performance (MC-SU-C5405)
		Water Fund (43000)	Technology (43000-BC-SU-C510B)	\$683,728	Customer Contact & Billing (MC-SU-C5402)
				(\$683,728)	Project Delivery & Performance (MC-SU-C5405)
		Drainage and Wastewater Fund (44010)	Technology (44010-BC-SU-C510B)	\$830,019	Customer Contact & Billing (MC-SU-C5402)
				(\$830,019)	Project Delivery & Performance (MC-SU-C5405)

11.17	Seattle Public Utilities	Water Fund (43000)	Shared Cost Projects (43000-BC-SU-C410B)	(\$750,000)	Move Seattle - WF (MC-SU-C4119-WF)
				\$750,000	Regional Facility - Other - WF (MC-SU-C4107-WF)
11.18	Department of Finance and Administrative Services	REET I Capital Fund (30010)	Public Safety Facilities Fire (30010-BC-FA-PSFACFIRE)	(\$700,000)	Fire Station 5 (MC-FA-FS5)
				\$700,000	Fire Facilities South Lake Union (MC-FA-PSFSSLU)
11.19	Seattle City Light	Light Fund (41000)	Customer Focused - CIP (41000-BC-CL-Z)	\$2,600,000	New Customer Information System (MC-CL-ZC9937)
			Transmission and Distribution - CIP (41000-BC-CL-Y)	(\$2,600,000)	Mobile Workforce Implementation (MC-CL-YR8429)
11.20	Seattle City Light	Light Fund (41000)	Customer Focused - CIP (41000-BC-CL-Z)	\$1,000,000	Streetlights: Arterial, Residential and Floodlights (MC-CL-ZL8378)
				(\$1,000,000)	Streetlight LED Conversion Program (MC-CL-ZL8441)
11.21	Seattle City Light	Light Fund (41000)	Power Supply - CIP (41000-BC-CL-X)	\$560,000	Denny Substation Tenant Improvements (MC-CL-XF9235)
			Transmission and Distribution - CIP (41000-BC-CL-Y)	(\$560,000)	Transmission Tower Refurbishment (MC-CL-YT7130)
11.22	Seattle City Light	Light Fund (41000)	Power Supply - CIP (41000-BC-CL-X)	(\$1,139,000)	Building Envelope Upgrades (MC-CL-XF9072)
				(\$479,000)	Miscellaneous Building Improvements (MC-CL-XF9007)

				(\$2,519,000)	Safety Modifications (MC-CL-XF9006)
				(\$1,363,000)	Seismic Mitigation (MC-CL-XF9134)
				(\$190,000)	Environmental Safeguarding and Remediation of Facilities (MC-CL-XF9152)
				(\$10,000)	Facilities Infrastructure Improvements (MC-CL-XF9156)
				(\$405,000)	North and South Service Center Improvements (MC-CL-XF9107)
				(\$325,000)	NSC Expansion (MC-CL-XF9220)
				\$7,180,000	Office Furniture and Equipment Purchase (MC-CL-XF9103)
			Transmission and Distribution - CIP (41000-BC-CL-Y)	(\$750,000)	Security Improvements (MC-CL-YD9202)
11.23	Seattle City Light	Light Fund (41000)	Power Supply - CIP (41000-BC-CL-X)	(\$1,000,000)	Boundary Powerhouse - Unit 52 Generator Rebuild (MC-CL-XB6535)
				\$1,300,000	Boundary Powerhouse - Unit 54 Generator Rebuild (MC-CL-XB6353)
				(\$100,000)	Boundary DC Panel Upgrade (MC-CL-XB6628)
				(\$200,000)	Boundary Sump Pump Drive Replacement (MC-CL-XB6633)

11.24	Seattle City Light	Light Fund (41000)	Power Supply - CIP (41000-BC-CL-X)	(\$1,000,000)	Boundary Facility - Minor Improvements Program (MC-CL-XB6401)
				\$1,150,000	Boundary Powerhouse - Unit 51 Generator Rebuild (MC-CL-XB6351)
				(\$150,000)	Boundary Facilities Master Plan (MC-CL-XB6642)
11.25	Seattle City Light	Light Fund (41000)	Power Supply - CIP (41000-BC-CL-X)	\$940,000	Skagit Facility - Minor Improvements Program (MC-CL-XS6405)
				(\$300,000)	Boundary Control Room Alarm System Replacement (MC-CL-XB6637)
				(\$540,000)	Newhalem - Generator 20/Support Facility Rebuild (MC-CL-XS6479)
				(\$100,000)	Ross - Exciters 41-44 (MC-CL-XS6564)
11.26	Seattle City Light	Light Fund (41000)	Power Supply - CIP (41000-BC-CL-X)	(\$300,000)	Ross Dam - AC/DC Distribution System Upgrade (MC-CL-XS6373)
				(\$300,000)	Skagit Facility Conservation (MC-CL-XS6515)
				(\$200,000)	Boundary Station Service Transformer Replacement (MC-CL-XB6627)
				(\$200,000)	Skagit - Boat Facility Improvements (MC-CL-XS6540)

				\$1,000,000	Ross - Governors (MC-CL-XS6562)
11.27	Seattle City Light	Light Fund (41000)	Power Supply - CIP (41000-BC- CL-X)	(\$200,000)	Cedar Falls Rehabilitation (MC- CL-XC6625)
				\$600,000	Cedar Falls Powerhouse - Penstock Stabilization (MC-CL-XC6358)
				(\$400,000)	Cedar Falls Substation & Bank 6 Replacement (MC-CL- -XC6573)
11.28	Seattle City Light	Light Fund (41000)	Customer Focused - CIP (41000-BC- CL-Z)	\$100,000	Meter Additions (MC- CL-ZS8054)
			Transmission and Distribution - CIP (41000-BC-CL-Y)	(\$100,000)	Special Work Equipment - Tech Metering (MC-CL- YN8485)
11.29	Seattle City Light	Light Fund (41000)	Power Supply - CIP (41000-BC- CL-X)	(\$2,356,000)	Boundary - Licensing Mitigation (MC-CL- XB6987)
				\$2,356,000	Skagit - Relicensing (MC-CL-XS6986)
11.30	Seattle City Light	Light Fund (41000)	Customer Focused - CIP (41000-BC- CL-Z)	(\$500,000)	Overhead Outage Replacements (MC- CL-ZS8350)
				(\$2,000,000)	Network Additions and Services - Denny (MC-CL-ZS8405)
				\$2,500,000	Network Additions and Services: First Hill, Massachusetts, Union & University (MC-CL-ZS8364)
11.31	Seattle City Light	Light Fund (41000)	Customer Focused - CIP (41000-BC- CL-Z)	(\$4,000,000)	Network Additions and Services - Denny (MC-CL-ZS8405)

				\$3,000,000	Medium Overhead and Underground Services (MC-CL-ZS8366)
				\$1,000,000	Large Overhead and Underground Services (MC-CL-ZS8365)
11.32	Seattle City Light	Light Fund (41000)	Customer Focused - CIP (41000-BC-CL-Z)	(\$3,000,000)	Overhead and Underground Relocations (MC-CL-ZT8369)
				\$3,000,000	Small Overhead and Underground Services (MC-CL-ZS8367)
11.33	Seattle City Light	Light Fund (41000)	Transmission and Distribution - CIP (41000-BC-CL-Y)	\$1,200,000	Transmission & Generation Radio Systems (MC-CL-YD9108)
				(\$600,000)	Communications Improvements (MC-CL-YD9009)
				(\$600,000)	Distribution Area Communications Networks (MC-CL-YD9307)
11.34	Seattle City Light	Light Fund (41000)	Customer Focused - CIP (41000-BC-CL-Z)	(\$1,000,000)	Network Additions and Services: Broad Street Substation (MC-CL-ZS8363)
				\$4,000,000	Major Emergency (MC-CL-ZS8380)
			Transmission and Distribution - CIP (41000-BC-CL-Y)	(\$1,000,000)	Broad Street Substation - Network (MC-CL-YN8203)
				(\$1,000,000)	Substation Capacity Additions (MC-CL-YS7751)

				(\$500,000)	Substation Automation (MC-CL-YS8424)
				(\$500,000)	Transmission Reliability (MC-CL-YT7104)
11.35	Seattle City Light	Light Fund (41000)	Transmission and Distribution - CIP (41000-BC-CL-Y)	(\$2,000,000)	Underground 26kV Conversion (MC-CL-YR8362)
				\$3,000,000	Overhead Customer Driven Capacity Additions (MC-CL-YR8355)
				(\$1,000,000)	Overhead 26kV Conversion (MC-CL-YR8358)
11.36	Seattle City Light	Light Fund (41000)	Transmission and Distribution - CIP (41000-BC-CL-Y)	(\$1,500,000)	Massachusetts Street Substation - Networks (MC-CL-YN8202)
				(\$500,000)	First Hill - Network (MC-CL-YN8301)
				\$1,000,000	Underground Customer Driven Capacity Additions (MC-CL-YR8360)
				\$1,000,000	Underground System Capacity Additions (MC-CL-YR8361)
11.37	Seattle City Light	Light Fund (41000)	Transmission and Distribution - CIP (41000-BC-CL-Y)	(\$500,000)	Denny Substation - Network (MC-CL-YN8404)
				\$500,000	University Substation - Network (MC-CL-YN8464)
11.38	Seattle City Light	Light Fund (41000)	Customer Focused - CIP (41000-BC-CL-Z)	\$300,000	Creston-Nelson to Intergate East Feeder Installation (MC-CL-ZO8430)

			Transmission and Distribution - CIP (41000-BC-CL-Y)	(\$300,000)	Substation Plant Improvements (MC-CL-YS7750)
11.39	Seattle City Light	Light Fund (41000)	Transmission and Distribution - CIP (41000-BC-CL-Y)	(\$5,000,000)	Substation Breaker Replacements and Reliability Additions (MC-CL-YS7779)
				\$7,000,000	Overhead Equipment Replacements (MC-CL-YR8351)
				(\$2,000,000)	Substation Equipment Improvements (MC-CL-YS7752)
11.40	Seattle Department of Transportation	Transportation Fund (13000)	Mobility-Capital (13000-BC-TR-19003)	\$900,000	Pedestrian Master Plan - New Sidewalks (MC-TR-C058)
				(\$900,000)	Pedestrian Master Plan - School Safety (MC-TR-C059)
11.41	Seattle Public Utilities	Water Fund (43000)	Distribution (43000-BC-SU-C110B)	\$500,000	Water Infrastructure-New Taps (MC-SU-C1113)
				(\$500,000)	Watermain Rehabilitation (MC-SU-C1129)
11.42	Seattle Public Utilities	Drainage and Wastewater Fund (44010)	Protection of Beneficial Uses (44010-BC-SU-C333B)	(\$1,000,000)	GSI for Protection of Beneficial Uses (MC-SU-C3316)
				\$1,000,000	Beneficial Uses Program (MC-SU-C3317)
11.43	Seattle Public Utilities	Solid Waste Fund (45010)	New Facilities (45010-BC-SU-C230B)	(\$500,000)	South Recycling Center (MC-SU-C2302)
				\$500,000	Miscellaneous Station Improvement (MC-SU-C2303)
Net Change				\$0	

Allocation modifications for the Seattle Department of Transportation, Seattle City Light, and Seattle Public Utilities in this section shall operate for the purposes of increasing or decreasing the base for the limit imposed by subsection 4(c) of Ordinance 126237.

Section 12. The following positions are created in the following departments:

Item	Department	Position Title	Position Status	Number
12.1	Department of Education and Early Learning	StratAdvsr1,Exempt (@ 09370 - 140)	Full-time	1.0
12.2	Human Services Department	Grants&Contracts Spec,Sr (@ 99050 - 034)	Full-time	1.0
12.3	Executive (Office of Economic Development)	Com Dev Spec (@ 22014 - 030)	Full-time	2.0
		Grants&Contracts Spec (@ 99049 - 030)	Full-time	2.0
12.4	Executive (Office of Housing)	Manager1,General Govt (@ 09325 - 140)	Full-time	1.0
12.5	Executive (Office of Housing)	Plng&Dev Spec II (@ 96678 - 034)	Full-time	1.0
12.6	Seattle Municipal Court	Prob Counslr I (@ 04450 - 045)	Full-time	4.0
		Prob Counslr-Asg Pers Recog (@ 04440 - 045)	Full-time	1.0
		Prob Counslr-Asg Pers Recog (@ 04440 - 045)	Part-time	0.5
12.7	Seattle Public Utilities	StratAdvsr1,Utills (@ 09405 - 140)	Full-time	1.0
12.8	Seattle Information Technology Department	Info Technol Prof B-BU (@ 09467 - 158)	Full-time	6.0
12.9	Seattle Information Technology Department	Info Technol Prof B-BU (@ 09467 - 158)	Full-time	3.0
12.10	Seattle Information Technology Department	Info Technol Prof B-BU (@ 09467 - 158)	Full-time	2.0
12.11	Ethics and Elections Commission	StratAdvsr1,Exempt (@ 09370 - 140)	Full-time	1.0

12.12	Employees' Retirement System	Personnel Spec,Sr (@ 21556 - 030)	Full-time	1.0
		Retirement Spec (@ 40009 - 004)	Full-time	1.0
12.13	Seattle Police Department	Plng&Dev Spec I (@ 96677 - 034)	Part-time	0.5
Total				29.0

The Directors of the relevant departments are authorized to fill these positions subject to Seattle Municipal Code Title 4, the City's Personnel Rules, and applicable employment laws.

Section 13. The following positions are abrogated:

Item	Department	Position Title	Position Status	Number
13.1	Seattle Municipal Court	Com Svc Rep (@ 18200 - 004)	Full-time	(1.0)
		Prob Counslr I (@ 04450 - 045)	Full-time	(1.0)
		Prob Counslr II (@ 04460 - 045)	Full-time	(3.0)
13.2	Department of Education and Early Learning	Admin Staff Asst (@ 10013 - 030)	Full-time	(1.0)
Total				(6.0)

Section 14. Any act consistent with the authority of this ordinance taken after its passage and prior to its effective date is ratified and confirmed.

Section 15. This ordinance shall take effect and be in force 30 days after its approval by the Mayor, but if not approved and returned by the Mayor within ten days after presentation, it shall take effect as provided by Seattle Municipal Code Section 1.04.020.

Passed by a 3/4 vote of all the members of the City Council the _____ day of _____, 2021, and signed by me in open session in authentication of its passage this _____ day of _____, 2021.

President _____ of the City Council

Approved / returned unsigned / vetoed this _____ day of _____, 2021.

Jenny A. Durkan, Mayor

Filed by me this _____ day of _____, 2021.

Monica Martinez Simmons, City Clerk

(Seal)

Attachments:

Attachment A - IT Infrastructure (MC-PL-B3100)

Attachment B - Major Capital Equipment (MC-PL-B3200)

Attachment C - Non-Arterial Street Resurfacing and Restoration (MC-TR-C041)

IT Infrastructure

Project No:	MC-PL-B3100	BSL Code:	BC-PL-B3000
Project Type:	Ongoing	BSL Name:	Capital Improvements
Project Category:	Rehabilitation or Restoration	Location:	Various Locations
Current Project Stage:	N/A	Council District:	Multiple
Start/End Date:	N/A	Neighborhood District:	Multiple
Total Project Cost:	N/A	Urban Village:	Multiple

This project represents system-wide Information Technology (IT) Infrastructure improvements for The Seattle Public Library, including enterprise equipment upgrades and integrated library system (ILS) replacement.

Resources	LTD Actuals	2020 Revised	2021	2022	2023	2024	2025	2026	Total
2019 Library Levy Funding	-	-	2,000	3,191	1,209	615	-	474	7,489
Total:	-	-	2,000	3,191	1,209	615	-	474	7,489
Fund Appropriations / Allocations ¹	LTD Actuals	2020 Revised	2021	2022	2023	2024	2025	2026	Total
2019 Library Levy Fund	-	-	2,000	3,191	1,209	615	-	474	7,489
Total:	-	-	2,000	3,191	1,209	615	-	474	7,489

O&M Impacts: NA

¹Funds are appropriated through the Adopted Budget at the Budget Summary Level. All Amounts shown above are in thousands of dollars

Major Capital Equipment

Project No:	MC-PL-B3200	BSL Code:	BC-PL-B3000
Project Type:	Ongoing	BSL Name:	Capital Improvements
Project Category:	Rehabilitation or Restoration	Location:	Various Locations
Current Project Stage:	N/A	Council District:	Multiple
Start/End Date:	N/A	Neighborhood District:	Multiple
Total Project Cost:	N/A	Urban Village:	Multiple

This project represents system-wide major depreciable equipment purchases for The Seattle Public Library, such as the Library's Automated Materials Handling System (AMHS).

Resources	LTD Actuals	2020 Revised	2021	2022	2023	2024	2025	2026	Total
2019 Library Levy Funding	-	-	34	-	-	-	-	-	34
General Fund	-	-	1,700	-	-	-	-	-	1,700
Seattle Voter-Approved Levy	-	-	466	-	-	-	-	-	466
Total:	-	-	2,200	-	-	-	-	-	2,200
Fund Appropriations / Allocations ¹	LTD Actuals	2020 Revised	2021	2022	2023	2024	2025	2026	Total
2019 Library Levy Fund	-	-	34	-	-	-	-	-	34
Library Fund	-	-	1,700	-	-	-	-	-	1,700
2021 Library Fund	-	-	466	-	-	-	-	-	466
Total:	-	-	2,000	-	-	-	-	-	2,200

O&M Impacts: NA

¹Funds are appropriated through the Adopted Budget at the Budget Summary Level. All Amounts shown above are in thousands of dollars

Non-Arterial Street Resurfacing and Restoration

Project No:	MC-TR-C041	BSL Code:	BC-TR-19001
Project Type:	Ongoing	BSL Name:	Major Maintenance/Replacement
Project Category:	Rehabilitation or Restoration	Location:	Citywide
Current Project Stage:	N/A	Council District:	Citywide
Start/End Date:	N/A	Neighborhood District:	Multiple
Total Project Cost:	N/A	Urban Village:	Multiple

This ongoing project repairs and/or replaces deteriorated asphalt pavement and/or concrete panels on non-arterial streets. Project locations are chosen annually based upon the degree of deterioration as confirmed by Department staff field observations, citizen service requests, claims, and potential City liability. High priority is given to non-arterial streets used by transit, in areas with heavy pedestrian and bicycle traffic, and which serve business and industry.

Resources	LTD Actuals	2020 Revised	2021	2022	2023	2024	2025	2026	Total
Commercial Parking Tax	838	(1)	-	-	-	-	-	-	836
Drainage and Wastewater Rates	60	-	-	-	-	-	-	-	60
General Fund	-	-	223	-	-	-	-	-	223
Interdepartmental Transfer	-	-	4	5	-	-	-	-	9
Real Estate Excise Tax I	274	-	-	-	-	-	-	-	274
Real Estate Excise Tax II	4,731	877	908	910	1,150	1,699	1,150	500	11,925
State Gas Taxes - Arterial City Street Fund	-	15	-	-	-	-	-	-	15
State Gas Taxes - City Street Fund	1,832	494	-	-	539	-	555	-	3,419
Street Vacations - CRSU	500	-	-	-	-	-	-	-	500
Street Vacations - SVF	64	-	508	523	-	-	-	-	1,095
Transportation Funding Package - Parking Tax	-	1	-	-	-	-	-	-	1
Transportation Move Seattle Levy - Lid Lift	-	-	-	-	-	-	-	-	-
Vehicle Licensing Fees	657	172	171	176	179	182	187	-	1,725
Total:	8,955	1,559	1,813	1,614	1,868	1,881	1,892	500	20,082
Fund Appropriations / Allocations ¹	LTD Actuals	2020 Revised	2021	2022	2023	2024	2025	2026	Total
Move Seattle Levy Fund	-	-	-	-	-	-	-	-	-
General Fund	-	-	223	-	-	-	-	-	223
REET I Capital Fund	274	-	-	-	-	-	-	-	274
REET II Capital Fund	4,731	877	908	910	1,150	1,699	1,150	500	11,925
Transportation Benefit District Fund	657	172	171	176	179	182	187	-	1,725
Transportation Fund	2,793	509	512	528	539	-	555	-	5,435
Unrestricted Cumulative Reserve Fund	500	-	-	-	-	-	-	-	500
Total:	8,955	1,559	1,813	1,614	1,868	1,881	1,892	500	20,082

O&M Impacts: This is a capital maintenance project that reduces the need for O&M by improving asset condition.

¹Funds are appropriated through the Adopted Budget at the Budget Summary Level. All Amounts shown above are in thousands of dollars

SUMMARY and FISCAL NOTE*

Department:	Dept. Contact/Phone:	CBO Contact/Phone:
City Budget Office	Caleb Wagenaar (3-9228)	Ben Noble (4-8160)

** Note that the Summary and Fiscal Note describes the version of the bill or resolution as introduced; final legislation including amendments may not be fully described.*

1. BILL SUMMARY

Legislation Title: AN ORDINANCE amending Ordinance 126237, which adopted the 2021 Budget, including the 2021-2026 Capital Improvement Program (CIP); changing appropriations to various departments and budget control levels, and from various funds in the Budget; revising project allocations for certain projects in the 2021-2026 CIP; creating positions; modifying positions; abrogating positions; and ratifying and confirming certain prior acts; all by a 3/4 vote of the City Council.

Summary and background of the Legislation: This ordinance proposes several adjustments to the 2021 Adopted Budget.

The City Budget Office compiles departmental requests for spending adjustments to the Adopted Budget into a quarterly Supplemental Ordinance for review and approval by the City Council. These quarterly bills accomplish the following:

- Adjust appropriation authority to Budget Control Levels approved in the Adopted Budget or subsequent legislation;
- Appropriate funding backed by new revenue sources, such as grants and private donations;
- Adjust the Adopted Capital Improvement Program;
- Make changes to departments position authority; and
- Adjust for unanticipated actual and projected revenues.

2. CAPITAL IMPROVEMENT PROGRAM

Does this legislation create, fund, or amend a CIP Project? X Yes No

Note: Please see Attachment A to this document.

3. SUMMARY OF FINANCIAL IMPLICATIONS

Does this legislation amend the Adopted Budget? X Yes No

Appropriation change (\$):	General Fund \$		Other \$	
	Operating 2021	Capital 2021	Operating 2021	Capital 2021
	\$18,941,633	\$(1,403,260)	\$195,243,409	\$(176,023,201)

Estimated revenue change (\$):	Revenue to General Fund		Revenue to Other Funds	
	Operating 2021	Capital 2021	Operating 2021	Capital 2021
	\$10,625,810	\$0	\$42,212,019	\$66,054,563
Positions affected:	No. of Positions		Total FTE Change	
	2021	2022	2021	2022
	29.0		23.0	

Does the legislation have other financial impacts to The City of Seattle that are not reflected in the above, including direct or indirect, short-term or long-term costs?

Yes, some items in this ordinance represent costs increases to departments in order for them to accomplish the desired objectives as stated in Attachment A to this document.

Is there financial cost or other impacts of *not* implementing the legislation?

The same objectives could not be achieved without this legislation.

3.d. Appropriations

X This legislation adds, changes, or deletes appropriations.

See Attachment A to this document

3.e. Revenues/Reimbursements

 This legislation adds, changes, or deletes revenues or reimbursements.

A companion bill accepts the new revenues appropriated by this bill.

3.f. Positions

X This legislation adds, changes, or deletes positions.

See Attachment A to this document.

4. OTHER IMPLICATIONS

a. Does this legislation affect any departments besides the originating department?

Yes, this legislation impacts a number of departments' 2021 budgets. The budget appropriation contained in this legislation allow departments to continue programs that for various reasons planned spending was not completed during the calendar year.

b. Is a public hearing required for this legislation?

No

- c. **Does this legislation require landlords or sellers of real property to provide information regarding the property to a buyer or tenant?**
No
- d. **Is publication of notice with *The Daily Journal of Commerce* and/or *The Seattle Times* required for this legislation?**
No
- e. **Does this legislation affect a piece of property?**
No
- f. **Please describe any perceived implication for the principles of the Race and Social Justice Initiative. Does this legislation impact vulnerable or historically disadvantaged communities?**
Please see Attachment A to this document for any RSJI implications.
- g. **If this legislation includes a new initiative or a major programmatic expansion: What are the specific long-term and measurable goal(s) of the program? How will this legislation help achieve the program's desired goal(s)?**
Please see Attachment A to this document.

List attachments/exhibits below:

Summary Attachment A – 2021 Year-End Supplemental Ordinance Summary Detail Table

2021 Year-End Supplemental Ordinance Summary Detail Table

Item #	Title	Description	Amount/FTE
<i>Section 1 – Appropriation Decreases – Operating Budgets</i>			
1.1	Reduce Jail Services Appropriation (Department of Finance and Administrative Services)	The item decreases appropriation authority by \$1,100,000 in Finance and Administrative Services Department (FAS), in the Jail Services Budget Control Level (00100-BO-FA-JAILSVCS). This one-time reduction is based on 2021 expenditure forecast showing a reduction in jail use due to continued booking restrictions due to COVID.	(\$1,100,000)
1.2	Reduce Indigent Defense Services Appropriation (Department of Finance and Administrative Services)	The item decreases appropriation authority by \$1,500,000 in Finance and Administrative Services Department (FAS), in the Indigent Defense Services Budget Control Level (00100-BO-FA-INDGTDEF). This one-time reduction is based on 2021 expenditure forecast showing a reduction indigent defense services costs with the court closures through July due to COVID.	(\$1,500,000)
1.3	Abandonment of CLFR Reopening Cost Funding (Department of Finance and Administrative Services)	This item decreases the appropriation authority by \$1,270,000 in the Coronavirus Local Fiscal Recovery (CLFR) Fund appropriations for the Finance and Administrative Service’s Facility Services BSL (BO-FA-FACILITY). This is a technical item in this ordinance due to a decision to swap money originally planned for facility upgrades to revenue replacement needs in the Finance and Administrative Services Fund in 2021 and the City employee vaccine verification costs.	(\$1,270,000)

Item #	Title	Description	Amount/FTE
1.4	Abandon Excess Transit Pass Budget Authority (Finance General)	This item reduces appropriations by \$1,500,000 in Finance General in the General Purpose Budget Control Level in the General Fund (00100-BO-FG-2QD00). Finance General contains the General Fund budget for the transit subsidy benefit offered by the City of Seattle to employees. Recently, the transit subsidy moved to a usage-based charge. With the impacts of the pandemic, the full budget (which assumed a return to office and pre-pandemic transit usage) is not needed due to lower-than projected transit usage. The remaining budget presumes a return to office in mid-October 2021.	(\$1,500,000)
1.5	Abandon Excess Department of Justice Reserve (Finance General)	This item reduces appropriations by \$1,600,000 of General Fund in Finance General in the General Purpose Budget Control Level (00100-BO-FG-2QD00). This reduction aligns budget with projected spending in 2021 related to Department of Justice (DOJ) Consent Decree monitoring activities. A new DOJ Monitoring team was appointed in the second half of 2020. The first half of the new team's tenure was spent developing a new methodology, and as inheres in both the new methodology and current phase of the consent decree, the monitoring team's oversight role has been both higher-level and less time-intensive in nature.	(\$1,600,000)
1.6	Abandon Excess Budget Authority for 2021 Debt Service Payment (Finance General)	This item decreases appropriation authority by \$23,258 in Finance General in the REET I Capital Appropriations to Special Funds Budget Control Level (30010-BO-FG-2QA00). This abandonment aligns the 2021 appropriation with the actual debt service payment according to the new payment schedule post 2021 LTGO bond issuance.	(\$23,258)

Item #	Title	Description	Amount/FTE
1.7	Abandon High Barrier Workgroup Reserve in 2021 (Finance General)	This item reduces appropriations in Finance General by \$400,000 in the General Fund and General Purpose Budget Control Level (00100-BO-FG-2QD00). These funds are ongoing appropriations which were added in the 2020 Adopted Budget for operating costs following capital improvements in the West Wing of the King County Jail. Improvements have been delayed due to the pandemic and so operating budget is not needed in 2021. Funds will be restored for operations at \$400,000 per year in the baseline of the 2022 Proposed Budget. The original proposal was for a partnership between the City and King County to create a 40-60 bed, comprehensive place-based treatment center. The City and County continue to collaborate on an appropriate facility in light of the pandemic and evolving needs.	(\$400,000)
1.8	Transfer Rental Assistance Budget from HSD to OH (Human Services Department)	This item decreases appropriation authority by (\$8,000,000) in the Human Services Department, in the General Fund Addressing Homelessness Budget Control Level (00100-H3000). The budget will transfer to the Office of Housing. The budget was added to HSD in 2021. OH is the lead on the City's rental assistance program and is better positioned to administer this funding.	(\$8,000,000)
1.9	Reduce appropriation for erroneous carryforward (Human Services Department)	This item decreases appropriation authority by \$2,297,433 in the General Fund Addressing Homelessness Budget Control Level (00100-BO-HS-H3000). This appropriation was duplicated in the Human Services Fund.	(\$2,297,433)

Item #	Title	Description	Amount/FTE
1.10	Partial Grant Appropriation Abandonment (Office of Planning and Community Development)	This item decreases appropriation authority by \$30,000 in the Office of Planning and Community Development's General Fund Planning and Community Development Budget Control Level (00100-BO-PC-X2POO). Council Bill 119818, also referred to as the 2020 2Q supplemental budget, added \$100,000 of appropriation authority for a state Department of Commerce grant in support of a housing action plan. Based on the work completed in 2021, \$70,000 was reimbursed by the state and the grant has closed. OPCD is therefore abandoning the remaining \$30,000 of grant appropriation.	(\$30,000)
1.11	Move Seattle Levy Bond Debt Service Costs Abandonment (Seattle Department of Transportation)	This item reduces Department of Transportation, Move Seattle Levy Fund appropriations in the General Expense BSL (BO-TR-18002) in the amount of \$170,000. This represented expenditure authority for payment of interest costs associated with the issuance of a bond to support the Move Seattle Levy Portfolio. That bond is no longer being issued.	(\$170,000)
1.12	Grant Appropriation Abandonment for BioWatch FY2020-21 (Seattle Fire Department)	This item decreases grant-backed appropriation authority by \$12,548 in the Seattle Fire Department, in the General Fund, in the Operations Budget Control Level (BO-FD-F3000). This grant from the Department of Homeland Security ended on 4/30/2021, all expenses have been billed, all revenue received and the remaining appropriation is no longer needed.	(\$12,548)
1.13	Abandonment of CLFR Downtown Funding (Office of Economic Development)	This item decreases the appropriation authority by \$900,000 in the Coronavirus Local Fiscal Recovery (CLFR) Fund appropriations for the Office of Economic Development's Business Services BSL (BO-ED-X1D00). This is the first of two technical items included in this ordinance which provide a swap in funding for activities supporting the recovery of the Downtown neighborhood due to the ineligibility of using CLFR funding for some of the planned activities.	(\$900,000)

Item #	Title	Description	Amount/FTE
1.14	Operating Grant and Contract Abandonments (Seattle Public Utilities)	This item decreases appropriation by \$1,717,402 in Seattle Public Utilities across multiple Budget Control Levels. This request abandons grant and contract carryforward amounts that are not needed by Seattle Public Utilities in 2021.	(\$1,717,402)
1.15	Gates Grant Abandonment (Department of Education and Early Learning)	This item decreases appropriation authority by \$100K for the Department of Education and Early Learning (DEEL) General Fund Budget Control Level Early Learning Programs (00100-BO-EE-IL100). This reduction reflects unearned revenue for a Gates Foundation grant which ended in June 2021.	(\$100,908)
1.16	Labor Savings Transfer to CIP for SLIM Replacement (Department of Finance and Administrative Services)	This item decreases appropriation authority by \$400,000 to the Finance and Administrative Services Department (FAS) in the General Fund, City Finance BSL (00100-BO-FA-CITYFINAN). This funding is due to one-time position cost savings from vacant position in the tax administration program and will be used to fund the SLIM Replacement project startup.	(\$400,000)
1.17	Equitable Communities Initiative Arts Fund Swap (Finance General)	This item reduces appropriation by \$2 million in Finance General in the General Fund Appropriation to Special Funds Budget Control Level (00100-BO-FG-2QA00). This was an appropriation originally included in the 2021 Adopted Budget in Finance General for Equitable Communities Initiative Task force Recommendations. In August 2021, the Equitable Communities Initiative Task force gave recommendations to the City Council and Council Bill 120131 moved appropriations to departments for implementation. Some appropriations remained in Finance General to transfer General Funds to departments with proprietary funds, including the Office of Arts and Culture. This is a technical item to abandon the Finance General appropriations which were in the General Fund to transfer to the Arts and Culture Fund. Instead the Office of Arts and Culture will spend directly out of the General Fund.	(\$2,000,000)

Item #	Title	Description	Amount/FTE
1.18	Abandon Reserve Appropriation for Paid Parental Leave (PPL) (Finance General)	This item reduces appropriation by \$2 million in Finance General in the General Purpose Budget Control Level (00100-BO-FG-2QD00). This was an appropriation originally included in the 2021 Adopted Budget in Finance General for a Paid Parental Leave reserve. This appropriation will be re-appropriated in the individual department budgets. This is a technical item to abandon the Finance General appropriations.	(\$2,000,000)
1.19	Repurpose COVID Testing Reserve for Vaccine Programs (Finance General)	This item reduces appropriation by \$4,442,532 in Finance General in the General Purpose Budget Control Level (00100-BO-FG-2QD00). This appropriation was originally included in the 2021 Adopted Budget in Finance General as a to address testing costs incurred by various City departments in 2021. Given the changing landscape of the COVID-19 pandemic, this appropriation will be repurposed to fund vaccine booster clinics, vaccine outreach for children ages 5-11, general vaccine outreach via King County Public Health and through existing community-based organizations, and a grant program to support local businesses in meeting vaccine verification requirements. The appropriation abandoned from Finance General will be reappropriated in the Seattle Fire Department, the Department of Education and Early Learning, the Human Services Department and the Office of Immigrant and Refugee Affairs, and the Office of Economic Development to execute these programs.	(\$4,442,532)

Item #	Title	Description	Amount/FTE
1.20	2020 Retro and 2021 Telework Stipend (Finance General)	This item reduces appropriation by \$184,300 in Finance General in the General Purpose Budget Control Level (00100-BO-FG-2QD00). This was a \$570,000 appropriation originally included in the 2021 Adopted Budget in Finance General for a Telework Stipend Reserve. \$385,700 will be required to support transfers to several other funds which have separately appropriated telework stipend amounts in their respective department budgets. The remaining \$184,300 of the original appropriation is unneeded.	(\$184,300)
1.21	SRP1 Seattle Relief Fund funding distribution to HSD (Office of Immigrant and Refugee Affairs)	This Change Request transfers \$414,000 in budget authority from the Office of Immigrant and Refugee Affairs (OIRA) General Fund Office of Immigrant and Refugee Affairs Budget Control Level (00100-BO-IA-X1N00) to the Human Services Department (HSD) to support HSD staffing and community-based outreach and application assistance contracts with HSD partners. Ordinance 126372 appropriated \$25,000,000 to OIRA for activities supporting financial assistance to Seattle’s low-income households who have experienced the economic impacts caused by the COVID-19 crisis and those disproportionately impacted by the COVID-19 public health crisis. OIRA is working in partnership with HSD to implement the Seattle Relief Fund which seeks to disburse disaster cash assistance to low-income households as identified in the Ordinance 126372. The balance of these funds is being expended directly by OIRA on behalf of the City’s cash assistance efforts, including staffing, translation, a media campaign, and payments to community-based organizations and contractors.	(\$414,000)

Item #	Title	Description	Amount/FTE
1.22	Grant Appropriation Abandonment for Fire, Prevention and Safety (FPS) 2017 Grant (Seattle Fire Department)	This item decreases grant-backed appropriation authority by \$257,774 in the Seattle Fire Department, in the Operations Budget Control Level (BO-FD-F3000). This grant from the Department of Homeland Security/FEMA ended on 8/16/2021. All expenses have been billed, all revenue has been received and the remaining appropriation is no longer needed.	(\$257,774)

Item #	Title	Description	Amount/FTE
1.23	Grant Abandonments (Seattle Police Department)	<p>The following appropriations are abandoned from various BSLs associated with grant awards:</p> <p>(1) -\$54,336 from the Criminal Investigations BSL for the LIMS grant awarded by DOJ National Institute of Justice;</p> <p>(2) -\$3,233 from the Special Operations BSL for the FY19 Boating Safety grant awarded by the Washington State Parks and Recreation Commission;</p> <p>(3) -\$68,404 from the Special Operations BSL for the FY16 Port Security Grant awarded by the Federal Emergency Management Agency;</p> <p>(4) -\$60,000 from the Chief of Police BSL for the Impaired Driving Grant FY18 awarded by Washington Traffic Safety Commission;</p> <p>(5) -\$35,022 from the Leadership and Administration BSL for the Impaired Driving Grant FY19 awarded by WA State Traffic Safety Commission;</p> <p>(6) -\$97,627 from the Criminal Investigations BSL for the RTCC Grant 2018 awarded by DOJ Bureau of Justice Assistance;</p> <p>(7) -\$13,316 from the Special Operations BSL for the FY18 State Homeland Security Program grant awarded by the U.S. Department of Homeland Security through the Washington State Military Department and King County Office of Emergency Management;</p> <p>(8) -\$44,200 from the Chief of Police BSL for the Target Zero Grant FY18 awarded by the WA State Traffic Safety Commission;</p> <p>(9) +\$41,091 from the Special Operations BSL for the Target Zero Grant FY18 awarded by the WA State Traffic Safety Commission;</p> <p>(10) -\$23,618 from the Special Operations BSL for the Target Zero Grant FY19 awarded by the WA State Traffic Safety Commission.</p> <p>All grant terms are completed.</p>	(\$358,665)

Item #	Title	Description	Amount/FTE
Section 2 – Appropriation Increases – Operating Budgets			
2.1	Language Premium Stipend 2020 Retro and 2021 Annual Amount (Department of Education and Early Learning)	This item increases appropriations by \$4800 in the General Fund in the Early Learning Budget Control Level (0100-BO-EE-IL100). This is a one-time payment for language services stipends for 2020 retroactive payments and the 2021 annual projected total. Per the Coalition of City Unions collective bargaining agreement, City employees who are multilingual and provide language services, such as interpretation and translation, to communicate with clients and/or other employees in business-related situations are eligible for a monthly language premium stipend, back-dated to January 2020. A corresponding change request for the 2022 Proposed Budget will increase appropriation authority for the department on an ongoing basis.	\$4,800
2.2	Language Premium Stipend 2020 Retro and 2021 Annual Amount (Department of Finance and Administrative Services)	This item increases appropriations by \$19,200 in the General Fund in the Leadership and Administration Budget Control Level (00100-BO-FA-RCCP). This is a one-time payment for language services stipends for 2020 retroactive payments and the 2021 annual projected total. Per the Coalition of City Unions collective bargaining agreement, City employees who are multilingual and provide language services, such as interpretation and translation, to communicate with clients and/or other employees in business-related situations are eligible for a monthly language premium stipend, back-dated to January 2020. A corresponding change request for the 2022 Proposed Budget will increase appropriation authority for the department on an ongoing basis.	\$19,200

Item #	Title	Description	Amount/FTE
2.3	Increase Appropriation Authority in the Fleet Capital Program for 2021 Replacements (Department of Finance and Administrative Services)	This item increases appropriation authority by \$4,871,577 to the Finance and Administrative Services Department (FAS) in the Fleet Capital Fund, Fleet Capital Program Budget Control Level (50321-BO-FA-FLEETCAP). Fleet Capital requires this appropriation to replace vehicles paid for in advance through replacement rates by departments across the City. The increased appropriation allows Fleet Capital to replace vehicles for departments across the City as scheduled with funds already provided by those departments.	\$4,871,577
2.4	Advancing 2022 Appropriation in the Fleet Capital Program (Department of Finance and Administrative Services)	This item increases appropriation authority by \$4,820,618 to the Finance and Administrative Services Department (FAS) in the Fleet Capital Fund, Fleet Capital Program Budget Control Level (50321-BO-FA-FLEETCAP). COVID is causing substantially longer lead times on procurement of vehicles that is disrupting up-fitting operations and delaying scheduled replacement of vehicles. This proposal would advance budget authority originally included in the 2022 proposed budget to 2021, which would allow Fleet Capital to order vehicles early to both spread peak workload across 2022 and receive vehicles closer to the originally scheduled replacement date.	\$4,820,618
2.5	New Lease Accounting System (Department of Finance and Administrative Services)	This item increases appropriation authority by \$75,000 to the Finance and Administrative Services Department (FAS) in the FAS Operating Fund, City Finance Budget Control Level (50300-BO-FA-CITYFINAN). This request is necessary to provide funding to implement a system to support the City's GASB Statement 87 reporting requirements in recognition of certain lease assets and liabilities for leases that previously were classified as operating leases and recognized as inflows of resources or outflows of resources based on the payment provisions of the contract. Revenues will be recovered through 2022 FAS' Cost Allocation.	\$75,000

Item #	Title	Description	Amount/FTE
2.6	Appropriation to Indemnify City of Seattle Contracts With the State of Washington (Department of Finance and Administrative Services)	This item increase appropriation authority by \$3,500,000 in Finance and Administrative Services Department (FAS) in the Judgment and Claims Fund General Liability Budget Control Level (00126-BO-FA-CJ010). In the 2012 Fourth Quarter Supplemental a continuing appropriation was established for pending or actual claims against the City (FAS) through this General Liability BSL. The amount of \$6.5 million was based on the City's excess liability self-insured retention (SIR). New excess liability insurance has increase SIR to \$10 million effective June 1, 2021. Unspent funds so appropriated shall carry forward to subsequent fiscal years until they are exhausted or abandoned by ordinance.	\$3,500,000
2.7	Language Premium Stipend 2020 Retro and 2021 Annual Amount (Department of Neighborhoods)	This item increases appropriations by \$33,600 in the General Fund in the Leadership and Administration Budget Control Level (DON-BO-DN-I3100). This is a one-time payment for language services stipends for 2020 retroactive payments and the 2021 annual projected total. Per the Coalition of City Unions collective bargaining agreement, City employees who are multilingual and provide language services, such as interpretation and translation, to communicate with clients and/or other employees in business-related situations are eligible for a monthly language premium stipend, back-dated to January 2020. A corresponding change request for the 2022 Proposed Budget will increase appropriation authority for the department on an ongoing basis.	\$33,600

Item #	Title	Description	Amount/FTE
2.8	General Fund Interfund Loan Appropriation for Interest Expense (Finance General)	This item increases appropriations by \$1,900,000 in the General Fund in the Finance General Appropriations to Special Funds Budget Control Level (00100-BO-FG-2QA00). This appropriation is needed to cover the interest expense associated with the \$205 million interfund loan authorized by ORD 126407. The General Fund would have born this cost even without the interfund loan, but it would have been recorded as a negative revenue instead of an expenditure. As it is now an expenditure, appropriations are needed.	\$1,900,000
2.9	Insurance Premium Cost Increase (Finance General)	This item increases appropriations by \$2,441,000 to Finance General in the General Fund Appropriations to Special Funds Budget Control Level (00100-BO-FG-2QA00). These funds are needed to pay for increased insurance premium costs due to a tightening insurance market and increased coverage.	\$2,441,000
2.10	Transfer Coronavirus Local Fiscal Recovery Funds to General Fund (Finance General)	This item increases appropriation authority by \$26,670,000 in Finance General in the Coronavirus Local Fiscal Recovery Fund Appropriation to Special Funds Budget Control Level (14000-BO-FG-2QA00). This is a technical item. These appropriations are needed for grant accounting purposes to allow the record of an expenditure of Coronavirus Local Fiscal Recovery (CLFR) Funds for revenue replacement to the General Fund in 2021. The appropriation includes \$25 million to back the revenue replacement needed for the Office of Immigrant and Refugee Affairs appropriation in Council Bill 120094; \$900,000 to back the revenue replacement requested for the Office of Economic Development appropriation in the Q3 Supplemental; and \$770,000 to back the revenue replacement requested by the Department of Finance and Administrative Services for revenue losses in parking and rent in the Finance and Administrative Service Fund (50300) in the Q3 Supplemental.	\$26,670,000

Item #	Title	Description	Amount/FTE
2.11	Language Premium General Fund Transfer (Finance General)	This item increases appropriations by \$177,600 in the General Fund in the Appropriation to Special Funds Budget Control Level of Finance General (00100-BO-FG-2QA00). This is a one-time payment for language services stipends for 2020 retroactive payments and the 2021 annual projected total. Per the Coalition of City Unions collective bargaining agreement, City employees who are multilingual and provide language services, such as interpretation and translation, to communicate with clients and/or other employees in business-related situations are eligible for a monthly language premium stipend, back-dated to January 2020. A corresponding change request for the 2022 Proposed Budget will increase appropriation authority for the department on an ongoing basis. These appropriations in Finance General are General Fund transfers to fund employees receiving the language premium in Seattle Public Library and the Office of Labor Standards.	\$177,600
2.12	Backfill for FAS Rent and Parking Revenue Loss (Finance General)	This item increases appropriations by \$770,000 in the General Fund in the Finance General Appropriation to Special Funds Budget Control Level (00100-BO-FG-2QA00). These are appropriations to transfer General Fund resources which were obtained through revenue replacement with the Coronavirus Local Fiscal Recovery Fund to the Finance and Administrative Services Fund (50300). This amount of General Fund backfill is being requested for the Finance and Administrative Services Fund due to revenue losses for rent and parking services rendered by the City because of the pandemic.	\$770,000

Item #	Title	Description	Amount/FTE
2.13	Language Premium Stipend 2020 Retro and 2021 Annual Amount (Human Services Department)	This item increases appropriation authority by \$384,000 in the General Fund Promoting Healthy Aging Budget Control Level (00100-BO-HS-H6000). This is a one-time payment for language services stipends for 2020 retroactive payments and the 2021 annual projected total. Per the Coalition of City Unions collective bargaining agreement, City employees who are multilingual and provide language services, such as interpretation and translation, to communicate with clients and/or other employees in business-related situations are eligible for a monthly language premium stipend, back-dated to January 2020. A corresponding change request for the 2022 Proposed Budget will increase appropriation authority for the department on an ongoing basis.	\$384,000
2.14	Transfer of Rental Assistance Authority (Office of Housing)	This item increases General Fund appropriation authority by \$8,000,000 in the Office of Housing's Multifamily Housing BSL (BO-HU-3000). The budget is transferred from the Human Services Department in item HSD-A17, as OH is the lead on the City's rental assistance program and is better positioned to administer this funding.	\$8,000,000

Item #	Title	Description	Amount/FTE
2.15	Add Incentive Program Staff (Office of Housing)	This item creates 1 full-time Manager 1 position for the incentive and land-use related housing programs in the Office of Housing, specifically the MHA (Mandatory Housing Affordability) and MFTE (Multifamily Tax Exemption) programs. The position will be responsible for the overarching components of program management, including interpretation of code, reporting (development of templates, writing annual reports, responding to other ad hoc report requests and data quality control), resolution of customer disputes, and technical negotiations with SDCI on topics such as process flow. The position would also provide supervision to the three direct reports doing transactional work on the programs. Currently OH has one Manager 3 overseeing a wide range of work in OH, including incentive and land use related housing programs, weatherization programs, home repair programs, and city and regional planning as it relates to housing. The requested position would be fully paid for by MHA administrative funds and MFTE revenue. OH is requesting the position urgently, as the volume of transactions remains high and the nature of the work continues to grow in complexity.	\$52,364

Item #	Title	Description	Amount/FTE
2.16	Add Capital Investments Staff (Office of Housing)	This item creates 1 full-time Planning and Development Specialist II position in the Capital Investments unit in the Office of Housing. Existing staff in this unit are lenders who evaluate and underwrite affordable housing projects. The requested new position would separate the complex transactional and compliance work related to these projects, thereby allowing OH lenders to focus on maximizing City funds for affordable housing development. The new position would prepare drafts of loan documents, review title and surveys, monitor compliance with federal and local policies, and ensure adequate documentation in project files. In addition, the position would work with Law on project closings, coordinate with the OH finance unit on wire transfers and audit inquiries, and respond to data requests on OH's capital investments. Through 2023, the requested position would be paid for by the balance of administrative funds from the 2016 Housing Levy, supplemented by MHA administrative funds. Beyond 2023, the cost of this position will be factored into the administrative needs of the next Housing Levy. OH is requesting the position urgently, as the volume of transactions remains high and the nature of the work continues to grow in complexity.	\$46,178

Item #	Title	Description	Amount/FTE
2.17	Language Premium Stipend 2020 Retro and 2021 Annual Amount (Office of Immigrant and Refugee Affairs)	This item increases appropriations by \$26,300 in the Office of Immigrant and Refugee Affairs in the General Fund Immigrant and Refugee Affairs Budget Control Level (00100-BO-IA-X1N00). This is a one-time payment for language services stipends for 2020 retroactive payments and the 2021 annual projected total. Per the Coalition of City Unions collective bargaining agreement, City employees who are multilingual and provide language services, such as interpretation and translation, to communicate with clients and/or other employees in business-related situations are eligible for a monthly language premium stipend, back-dated to January 2020. A corresponding change request for the 2022 Proposed Budget will increase appropriation authority for the department on an ongoing basis.	\$26,300
2.18	Language Premium Stipend 2020 Retro and 2021 Annual Amount (Office of Sustainability and Environment)	This item increases appropriations by \$4800 in the General Fund in the Office of Sustainability and Environment Budget Control Level (BO-SE-X1000). This is a one-time payment for language services stipends for 2020 retroactive payments and the 2021 annual projected total. Per the Coalition of City Unions collective bargaining agreement, City employees who are multilingual and provide language services, such as interpretation and translation, to communicate with clients and/or other employees in business-related situations are eligible for a monthly language premium stipend, back-dated to January 2020. A corresponding change request for the 2022 Proposed Budget will increase appropriation authority for the department on an ongoing basis.	\$4,800

Item #	Title	Description	Amount/FTE
2.19	Language Premium Stipend 2020 Retro and 2021 Annual Amount (Seattle Department of Transportation)	This item increases appropriations by \$4,800 in 00100 General Fund in the Mobility Operations Control Level (00100-BO-TR-17003) and by \$4,800 in 00100 General Fund in the ROW Management Control Level (001000-BO-TR-17004). This is a one-time payment for language services stipends for 2020 retroactive payments and the 2021 annual projected total. Per the Coalition of City Unions collective bargaining agreement, City employees who are multilingual and provide language services, such as interpretation and translation, to communicate with clients and/or other employees in business-related situations are eligible for a monthly language premium stipend, back-dated to January 2020. A corresponding change request for the 2022 Proposed Budget will increase appropriation authority for the department on an ongoing basis.	\$9,600
2.20	Fire Prevention Division Restored Position Funding (Seattle Fire Department)	This item increases appropriation authority by \$194,906 in Seattle Fire Department, in the General Fund, in the Fire Prevention Budget Control Level (BO-FD-F5000). Due to the reduction in construction-related fee revenue and workload during the pandemic and anticipated economic slowdown, funding for one Firefighter-Prevention Inspector position and one Fire Protection Engineer position in the Fire Prevention Division (FPD) was eliminated in the 2021 Adopted Budget. Funding was also eliminated for one Fire Lieutenant-Prevention Inspector position in FPD in recognition that special events have been substantially altered by the pandemic. Now that workload for the construction and special event services has resumed to levels that warrant the restoration of these positions, this supplemental request restores the funding for the remainder of 2021 (prorated for expected staff start dates). These services are supported by revenues collected via permits and fees.	\$194,906

Item #	Title	Description	Amount/FTE
2.21	Language Premium Stipend 2020 Retro and 2021 Annual Amount (Seattle Fire Department)	This item increases appropriation by \$4,800 in the Seattle Fire Department, in the General Fund, in the Leadership and Administration Budget Control Level (BO-FD-F1000). This is a one-time payment for language services stipends for 2020 retroactive payments and the 2021 annual projected total. Per the Coalition of City Unions collective bargaining agreement, City employees who are multilingual and provide language services, such as interpretation and translation, to communicate with clients and/or other employees in business-related situations are eligible for a monthly language premium stipend, back-dated to January 2020. A corresponding change request for the 2022 Proposed Budget will increase appropriation authority for the department on an ongoing basis.	\$4,800
2.22	L27 AWI Adjustment (Seattle Fire Department)	This item increases appropriation authority by \$1,515,340 to Seattle Fire Department, in the General Fund, in the Operations Budget Control Level (BO-FD-F3000). This is a technical adjustment to provide funding for the AWI to Seattle Fire Department to align the budget with the AWI increase for Local 27 members. The 2021 Adopted Budget included funds for AWI at 2%. The actual AWI was 3% and so this provides the additional 1% in AWI.	\$1,515,340
2.23	Software Costs for Vaccine Verification Platform (Seattle Information Technology Department)	This item increases appropriation authority by \$41,400 in Seattle IT in the Seattle IT Operating Fund Applications Budget Control Level (50410-BO-IT-D0100). The appropriation will be used to cover software costs and IT developmental costs to support vaccine verification efforts.	\$41,400

Item #	Title	Description	Amount/FTE
2.24	Language Premium Stipend 2020 Retro and 2021 Annual Amount (Seattle Parks and Recreation)	This item increases appropriations by \$81,600 in the Seattle Parks and Recreation Department in the General Fund Leadership and Administration Budget Control Level (00100-BO-PR-20000). This is a one-time payment for language services stipends for 2020 retroactive payments and the 2021 annual projected total. Per the Coalition of City Unions collective bargaining agreement, City employees who are multilingual and provide language services, such as interpretation and translation, to communicate with clients and/or other employees in business-related situations are eligible for a monthly language premium stipend, back-dated to January 2020. A corresponding change request for the 2022 Proposed Budget will increase appropriation authority for the department on an ongoing basis.	\$81,600
2.25	Fort Lawton Maintenance and Security Costs (Seattle Parks and Recreation)	This item increases appropriation authority by \$222,614 in the Seattle Parks and Recreation Department in the Park and Recreation Fund Parks and Facilities Maintenance and Repairs Budget Control Level (10200-BO-PR-10000). Funding is for maintenance of the Fort Lawton property which the City leases from the US Army. This funding will increase security and maintenance at the site. Seattle Parks and Recreation and the Office of Housing each pay half of the total cost.	\$222,614

Item #	Title	Description	Amount/FTE
2.26	Language Premium Stipend 2020 Retro and 2021 Annual Amount (Seattle Police Department)	This item increases appropriations by \$38,400 in the Seattle Police Department in the General Fund Leadership and Administration Budget Control Level (00100-BO-SP-P1600). This is a one-time payment for language services stipends for 2020 retroactive payments and the 2021 annual projected total. Per the Coalition of City Unions collective bargaining agreement, City employees who are multilingual and provide language services, such as interpretation and translation, to communicate with clients and/or other employees in business-related situations are eligible for a monthly language premium stipend, back-dated to January 2020. A corresponding change request for the 2022 Proposed Budget will increase appropriation authority for the department on an ongoing basis.	\$38,400
2.27	Language Premium Stipend 2020 Retro and 2021 Annual Amount (Seattle Public Library)	This item increases appropriations by \$168,000 in the 10410 Fund in the Library Programs and Services Budget Control Level (10410-BO-SPL). This is a one-time payment for language services stipends for 2020 retroactive payments and the 2021 annual projected total. Per the Coalition of City Unions collective bargaining agreement, City employees who are multilingual and provide language services, such as interpretation and translation, to communicate with clients and/or other employees in business-related situations are eligible for a monthly language premium stipend, back-dated to January 2020. A corresponding change request for the 2022 Proposed Budget will increase appropriation authority for the department on an ongoing basis.	\$168,000

Item #	Title	Description	Amount/FTE
2.28	Appropriation to Pay Increased Central Area Maintenance (CAM) and Property Taxes (Law Department)	This item increases appropriation authority by \$143,877 in the Law Department, in the General Fund Leaders and Administration Budget Control Level (00100-BO-LW-J1100). Costs for central area maintenance (CAM) and property taxes for the City's lease with Columbia Center have been increasing each year. The department absorbed this expense in previous years but is unable to do so in 2021. This item has been included in the 2022 Proposed Budget process for ongoing funding.	\$143,877
2.29	Language Premium Stipend 2020 Retro and 2021 Annual Amount (Seattle Municipal Court)	This item increases appropriations by \$72,000 in the General Fund in the Administration Budget Control Level (00100-BO-MC-3000). This is a one-time payment for language services stipends for 2020 retroactive payments and the 2021 annual projected total. Per the Coalition of City Unions collective bargaining agreement, City employees who are multilingual and provide language services, such as interpretation and translation, to communicate with clients and/or other employees in business-related situations are eligible for a monthly language premium stipend, back-dated to January 2020. A corresponding change request for the 2022 Proposed Budget will increase appropriation authority for the department on an ongoing basis.	\$72,000

Item #	Title	Description	Amount/FTE
2.30	Language Premium Stipend 2020 Retro and 2021 Annual Amount (Office of Economic Development)	This item increases appropriations by \$9600 in the General Fund in the Business Services Budget Control Level (00100-BO-ED-X1D00). This is a one-time payment for language services stipends for 2020 retroactive payments and the 2021 annual projected total. Per the Coalition of City Unions collective bargaining agreement, City employees who are multilingual and provide language services, such as interpretation and translation, to communicate with clients and/or other employees in business-related situations are eligible for a monthly language premium stipend, back-dated to January 2020. A corresponding change request for the 2022 Proposed Budget will increase appropriation authority for the department on an ongoing basis.	\$9,600
2.31	Increase GF for Downtown Recovery Programming (Office of Economic Development)	This item increases the appropriation authority in the Office of Economic Development's General Fund (00100) Business Services BSL (BO-ED-X1D00) by \$900,000. This is the second of two technical items included in this ordinance which provide a swap in funding for activities supporting the recovery of the Downtown neighborhood due to the ineligibility of using CLFR funding for some of the planned activities.	\$900,000
2.32	Employee Vaccine Verification System (Seattle Department of Human Resources)	This item increases one-time appropriation authority by \$420,017 to the Seattle Department of Human Resources General Fund Leadership and Administration Budget Control Level (00100-BO-HR-N5000) for employee vaccine verification system and implementation.	\$420,017
2.33	Operating Grant and Contracts Abandonments Increases (Seattle Public Utilities)	This item increases appropriation by \$897,774 in Seattle Public Utilities across multiple Budget Control Levels. This request is necessary to resolve negative carryforwards from 2020 across various grants and contracts.	\$897,774

Item #	Title	Description	Amount/FTE
2.34	Drainage and Wastewater Fund Bond Defeasance (Seattle Public Utilities)	This item increases appropriation authority by \$50,777,230 in Seattle Public Utilities, in the Drainage and Wastewater Fund (44010) in the General Expense Budget Control Level (44010-BO-SU-N000B). SPU issued bonds for the Drainage and Wastewater CIP and included debt optimization that would yield savings to the ratepayers. In order to implement that, SPU requires additional one-time appropriation authority to manage prior year debt.	\$50,777,230
2.35	Water Fund Bond Defeasance (Seattle Public Utilities)	This item increases appropriation authority by \$80,174,473 in Seattle Public Utilities, in the Water Fund (43000) in Leadership and Administration Budget Control Level (43000-BO-SU-N000B - General Expense). SPU issued bonds for the Water CIP and included debt optimization that would yield savings to the ratepayers. In order to implement that, SPU requires additional one-time appropriation authority to manage prior year debt.	\$80,174,473
2.36	Language Premium Stipend 2020 Retro and 2021 Annual Amount (Office of Labor Standards)	This item increases appropriations by \$9,600 in the Office of Labor Standards Fund Budget Summary Level (00190-BO-LS-1000). This is a one-time payment for language services stipends for 2020 retroactive payments and the 2021 annual projected total. Per the Coalition of City Unions collective bargaining agreement, City employees who are multilingual and provide language services, such as interpretation and translation, to communicate with clients and/or other employees in business-related situations are eligible for a monthly language premium stipend, back-dated to January 2020. A corresponding change request for the 2022 Proposed Budget will increase appropriation authority for the department on an ongoing basis.	\$9,600

Item #	Title	Description	Amount/FTE
2.37	Language Premium Stipend 2020 Retro and 2021 Annual Amount (Office for Civil Rights)	This item increases appropriations by \$48,000 in the General Fund in the Civil Rights Budget Control Level (00100-BO-CR-X1R00). This is a one-time payment for language services stipends for 2020 retroactive payments and the 2021 annual projected total. Per the Coalition of City Unions collective bargaining agreement, City employees who are multilingual and provide language services, such as interpretation and translation, to communicate with clients and/or other employees in business-related situations are eligible for a monthly language premium stipend, back-dated to January 2020. A corresponding change request for the 2022 Proposed Budget will increase appropriation authority for the department on an ongoing basis.	\$48,000
2.38	US Treasury Emergency Rental Assistance Grant Technical Appropriation (Finance General)	This item adds \$1,500,000 of appropriation of General Fund in the Finance General Appropriations to Special Funds Budget Control Level (00100-BO-FG-2QA00). This is a technical, revenue-backed appropriation to recognize \$1.5m of grant revenue associated with the US Treasury Emergency Rental Assistance grant. This grant was originally received by the City and partially appropriated in Council Bill 120028 in April 2021. However, at the time \$1.5 million of the grant was not appropriated. For grant tracking purposes, the City needs an expenditure to tie the grant revenues and so is requesting budget authority in the General Fund to accurately track these resources.	\$1,500,000

Item #	Title	Description	Amount/FTE
2.39	Appropriation for 2nd LEAD Prosecutor (Law Department)	This item increases appropriation authority by \$148,000 in the Law Department, in the Criminal Division Budget Control Level (00100-BO-LW-1500). This appropriation supports the addition of a second prosecutor position to support the LEAD program for 2021. This position was added in early 2020 but appropriation authority was not provided. This position is expected to be filled for the duration of 2021. Expenditures for this position are backed by revenue collected from the Public Defender's Association.	\$148,000
2.40	2020 Retro and 2021 Telework Stipend (Department of Education and Early Learning)	This item increases appropriation authority by \$83,900 in the Department of Education and Early Learning in the General Fund Leadership and Administration Budget Control Level (00100-BO-EE-IL700). This request is necessary to pay eligible employees their telework stipends: one-time retro payments and/or to-be-distributed monthly stipends. Monthly telework stipends were retroactive to March 2020 and will continue until the COVID-19 Memorandum of Understanding with city unions related to the pandemic is no longer in effect.	\$83,900
2.41	DEEL Vaccine Outreach Support (Department of Education and Early Learning)	This item increases appropriation authority by \$250,000 in the Department of Education and Early Learning (DEEL) General Fund Leadership and Administration Division Budget Control Level (0100-BO-EE-IL700) to support vaccine outreach. DEEL will lead a coordinated, inter-departmental, effort to deliver equitable access to information and vaccines for children ages 5-to-11 in a culturally responsive, child- and family-friendly way that is and rooted in community relationship. The funding will support 1 TES/OOC position and consultant contracts from October 2021-September 2022.	\$250,000

Item #	Title	Description	Amount/FTE
2.42	2020 Retro and 2021 Telework Stipend (Department of Finance and Administrative Services)	This item increases appropriation authority by \$251,800 in the Department of Finance and Administrative Services in the General Fund Seattle Animal Shelter Budget Control Level (00100-BO-FA-SAS). This request is necessary to pay eligible employees their telework stipends: one-time retro payments and/or to-be-distributed monthly stipends. Monthly telework stipends were retroactive to March 2020 and will continue until the COVID-19 Memorandum of Understanding with city unions related to the pandemic is no longer in effect.	\$251,800
2.43	Human Resources Information System Additional Staffing Needs (Department of Finance and Administrative Services)	This item increases appropriation authority by \$1,000,000 to the Finance and Administrative Services Department (FAS) in FAS Operating Fund, City Finance BSL (50300-BO-FA-CITYFINAN). This request funds additional staffing needed to update the HCM system to accommodate new labor provisions resulting from recent union negotiations.	\$1,000,000
2.44	Judgment and Claims Fund Appropriation (Department of Finance and Administrative Services)	This item increases appropriation authority from fund balance by \$5,000,000 in Finance and Administrative Services, in the Judgment and Claims Fund, Police Action Budget Control Level FAS-BO-FA-JR020. This request is necessary as expenditures are anticipated to exceed the budgeted amount for 2021 due to a number of large unanticipated settlements and judgments in tort cases and increased use of outside counsel.	\$5,000,000
2.45	2020 Retro and 2021 Telework Stipend (Department of Neighborhoods)	This item increases appropriation authority by \$49,100 in the Department of Neighborhoods in the General Fund Leadership and Administration Budget Control Level (00100-BO-DN-I3100). This request is necessary to pay eligible employees their telework stipends: one-time retro payments and/or to-be-distributed monthly stipends. Monthly telework stipends were retroactive to March 2020 and will continue until the COVID-19 Memorandum of Understanding with city unions related to the pandemic is no longer in effect.	\$49,100

Item #	Title	Description	Amount/FTE
2.46	FG MO IT Transition Costs (Finance General)	This item increases appropriations by \$50,000 in the General Fund in the Finance General Appropriations to Special Funds Budget Control Level (00100-BO-FG-2QA00) to transfer funding to the IT Fund (50410). Seattle IT will use this funding to acquire devices for the upcoming mayoral transition.	\$50,000
2.47	Transfer Funds to FAS and IT to Fix Council Error (Finance General)	This item increases appropriations by \$550,000 in the General Fund in the Finance General Appropriations to Special Funds Budget Control Level (00100-BO-FG-2QA00). This amount was reduced from the Seattle Police Department budget in a Council amendment to the mid-year supplemental budget; \$500,000 was intended to be transferred to the Department of Finance and Administrative Services (FAS) for lease costs for additional warehouse space, and \$50,000 was intended to be transferred to the Seattle Information Technology Department for a PDR position to perform e-mail searches for SPD like those that are performed for all other departments. However, the Council action did not include the appropriations needed to transfer the General Fund savings to the FAS and IT Funds (50300 and 50410). This appropriation is needed to effectuate the Council intent.	\$550,000
2.48	Carryforward Abandonment Appropriation Increase (Human Services Department)	This item increases appropriation authority by \$110,897 in the Human Services Fund Promoting Healthy Aging Budget Control Level (16200-BO-HS-H6000) and by \$211,593 in the Human Services Fund Leadership & Administration Budget Control Level (16200-BO-HS-H5000). This action addresses negative carry forward balances for grant funding sources that automatically carried forward into 2021 and does not represent an increase in grant spending or revenue.	\$322,490

Item #	Title	Description	Amount/FTE
2.49	Seattle Rescue Plan Funding Transfer from OIRA to HSD (Human Services Department)	This item transfers \$414,000 in budget authority from the Office of Immigrant and Refugee Affairs (OIRA) General Fund Office of Immigrant and Refugee Affairs Budget Control Level (00100-BO-IA-X1N00) to the General Fund Supporting Affordability & Livability Budget Control Level (00100-H1000) to support HSD staffing and community-based outreach and application assistance contracts with HSD partners. OIRA is working in partnership with HSD to implement the Seattle Relief Fund which seeks to disburse disaster cash assistance to low-income households as identified in the Ordinance 126372.	\$414,000
2.50	2020 Retro and 2021 Telework Stipend (Human Services Department)	This item increases appropriation authority in the Human Services Department by \$4,800 in the General Fund Supporting Affordability & Livability Budget Control Level (00100-BO-HS-H1000), by \$26,900 in the General Fund Preparing Youth for Success Budget Control Level (00100-BO-HS-H2000), by \$10,200 in the General Fund Addressing Homelessness Budget Control Level (BO-HS-H3000), by \$8,700 in the General Fund Supporting Safe Communities Budget Control Level (00100-BO-HS-H4000), by \$45,000 in the General Fund Leadership and Administration Budget Control Level (00100-BO-HS-H5000), and by \$120,300 in the General Fund Promoting Healthy Aging Budget Control Level (00100-BO-HS-H6000). This request is necessary to pay eligible employees their telework stipends: one-time retro payments and/or to-be-distributed monthly stipends. Monthly telework stipends were retroactive to March 2020 and will continue until the COVID-19 Memorandum of Understanding with city unions related to the pandemic is no longer in effect.	\$215,900

Item #	Title	Description	Amount/FTE
2.51	Vaccine Mandate Education (Human Services Department)	This item increases appropriation by \$250,000 in the Promoting Public Health Budget Control Level (00100-H7000). This appropriation is part of \$5 million of appropriation that was originally included in Finance General in the General Purpose Budget Control Level (00100-BO-FG-2QD00) to address testing costs incurred by various City departments in 2021. Given the changing landscape of the COVID-19 pandemic, the appropriation abandoned from Finance General will be repurposed with \$250,000 to fund general vaccine outreach via King County Public Health.	\$250,000
2.52	Finance Improvement Implementation (Human Services Department)	This item increases appropriation authority of \$1,045,000 to the Leadership & Administration Budget Control Level (00100-H5000) to fund the implementation of HSD's financial process improvement.	\$1,045,000
2.53	2020 Retro and 2021 Telework Stipend (Office of Arts and Culture)	This item increases appropriation authority by \$30,500 in the Office of Arts and Culture in the Arts and Culture Fund Leadership and Administration Budget Control Level (12400-BO-AR-VA150). This request is necessary to pay eligible employees their telework stipends: one-time retro payments and/or to-be-distributed monthly stipends. Monthly telework stipends were retroactive to March 2020 and will continue until the COVID-19 Memorandum of Understanding with city unions related to the pandemic is no longer in effect.	\$30,500
2.54	Summer Programming Partnerships (Office of Arts and Culture)	"This item increases appropriation authority by \$46,800 in the Office of Arts & Culture (ARTS), in the Arts and Culture Fund, Arts and Cultural Programs Budget Control Level (12400-BO-AR-VA160). This request will use funding coming from Seattle Public Library and the Office of the Waterfront.	\$46,800

Item #	Title	Description	Amount/FTE
2.55	2020 Retro and 2021 Telework Stipend (Office of Housing)	This item increases appropriation authority by \$38,900 in the Office of Housing in the Office of Housing Fund Leadership and Administration Budget Control Level (16600-BO-HU-1000). This request is necessary to pay eligible employees their telework stipends: one-time retro payments and/or to-be-distributed monthly stipends. Monthly telework stipends were retroactive to March 2020 and will continue until the COVID-19 Memorandum of Understanding with city unions related to the pandemic is no longer in effect.	\$38,900
2.56	2020 Retro and 2021 Telework Stipend (Office of Immigrant and Refugee Affairs)	This item increases appropriation authority by \$9,000 in the Office of Immigrant and Refugee Affairs in the General Fund Office of Immigrant and Refugee Budget Control Level (00100-BO-IA-X1N00). This request is necessary to pay eligible employees their telework stipends: one-time retro payments and/or to-be-distributed monthly stipends. Monthly telework stipends were retroactive to March 2020 and will continue until the COVID-19 Memorandum of Understanding with city unions related to the pandemic is no longer in effect.	\$9,000
2.57	Paid Parental Leave Backfill (Office of Immigrant and Refugee Affairs)	This item increases appropriation authority by \$30,520 in the Office of Immigrant and Refugee Affairs in the General Fund Office of Immigrant and Refugee Budget Control Level (00100-BO-IA-X1N00). This increase is needed to cover the backfill costs for Paid Parental Leave, which are split between additional hours for a part-time permanent employee (Strategic Adviser 1) and a temporary Grants & Contracts Specialist.	\$30,521
2.58	Vaccine Outreach Funding (Office of Immigrant and Refugee Affairs)	This item increases appropriation authority by \$32,000 in the Office of Immigrant and Refugee Affairs (OIRA) General Fund Office of Immigrant and Refugee Affairs Budget Control Level (00100-BO-IA-X1N00) to support contract extensions with community-based organizations for vaccine outreach efforts.	\$32,000

Item #	Title	Description	Amount/FTE
2.59	2020 Retro and 2021 Telework Stipend (Office of Planning and Community Development)	This item increases appropriation authority by \$30,800 in the Office of Planning and Community Development in the General Fund Planning and Community Develop Budget Control Level (00100-BO-PC-X2P00). This request is necessary to pay eligible employees their telework stipends: one-time retro payments and/or to-be-distributed monthly stipends. Monthly telework stipends were retroactive to March 2020 and will continue until the COVID-19 Memorandum of Understanding with city unions related to the pandemic is no longer in effect.	\$30,800
2.60	2020 Retro and 2021 Telework Stipend (Office of Sustainability and Environment)	This item increases appropriation authority by \$22,500 in the Office of Sustainability and Environment in the General Fund Office of Sustainability and E Budget Control Level (00100-BO-SE-X1000). This request is necessary to pay eligible employees their telework stipends: one-time retro payments and/or to-be-distributed monthly stipends. Monthly telework stipends were retroactive to March 2020 and will continue until the COVID-19 Memorandum of Understanding with city unions related to the pandemic is no longer in effect.	\$22,500
2.61	2020 Retro and 2021 Telework Stipend (Office of the City Auditor)	This item increases appropriation authority by \$9,800 in the Office of the City Auditor in the General Fund Office of the City Auditor Budget Control Level (00100-BO-AD-VG000). This request is necessary to pay eligible employees their telework stipends: one-time retro payments and/or to-be-distributed monthly stipends. Monthly telework stipends were retroactive to March 2020 and will continue until the COVID-19 Memorandum of Understanding with city unions related to the pandemic is no longer in effect.	\$9,800

Item #	Title	Description	Amount/FTE
2.62	2020 Retro and 2021 Telework Stipend (Seattle Center)	This item increases appropriation authority by \$70,700 in Seattle Center in the Seattle Center Fund Campus Budget Control Level (11410-BO-SC-60000). This request is necessary to pay eligible employees their telework stipends: one-time retro payments and/or to-be-distributed monthly stipends. Monthly telework stipends were retroactive to March 2020 and will continue until the COVID-19 Memorandum of Understanding with city unions related to the pandemic is no longer in effect.	\$70,700
2.63	2020 Retro and 2021 Telework Stipend (Seattle Department of Transportation)	This item increases appropriation authority by \$458,100 in the Seattle Department of Transportation in the General Fund Mobility Operations Budget Control Level (00100-BO-TR-17003). This request is necessary to pay eligible employees their telework stipends: one-time retroactive payments and/or to-be-distributed monthly stipends. Monthly telework stipends were retroactive to March 2020 and will continue until the COVID-19 Memorandum of Understanding with city unions related to the pandemic is no longer in effect.	\$458,100
2.64	SHS/KMS COVID-19 Response Appropriation Increase (Seattle Department of Transportation)	This item increases appropriation authority by \$1,300,000 in the Seattle Department of Transportation, in the General Fund Mobility Operations Budget Control Level (00100-BO-TR-17003). This request is necessary to pay for the program management and operations of temporary installations in the Stay Healthy Streets and Keep Moving Streets programs in 2021.	\$1,300,000

Item #	Title	Description	Amount/FTE
2.65	2021 Emergency Response and Services (Seattle Department of Transportation)	This item increases appropriation authority by \$3,650,000 in the Seattle Department of Transportation (SDOT), in the Transportation Fund Maintenance Operations Budget Control Level (13000-BO-TR-17005). This request is necessary to adequately fund SDOT's citywide emergency response to the February 2021 snow event that affected the entire City of Seattle and surrounding areas. This work will be supported by fund balance in the Transportation Fund, which is available from reserves, lower than expected expenditures, and/or updated timing of revenue collection. Unanticipated use of fund balance may impact future planning and transportation investments.	\$3,650,000
2.66	2021 Curb & Pavement Marking (Seattle Department of Transportation)	This item increases appropriation authority by \$500,000 in the Seattle Department of Transportation, in the Move Seattle Levy Fund Mobility Operations Budget Control Level (10398-BO-TR-17003). This request is necessary to adequately fund Seattle Department of Transportation's backlog of crosswalk markings from 2020 due to COVID-19.	\$500,000
2.67	BLS Transport Study (Seattle Fire Department)	This item increases appropriation authority by \$164,129 in the Seattle Fire Department, in the Operations Budget Control Level (BO-FD-F3000). This request is to fund a Basic Life Support (BLS) Transport Study. This study will evaluate the scope of services of the City providing BLS transport services and the associated costs, revenues, and operational impacts.	\$164,129
2.68	Retirement Cash Outs (Seattle Fire Department)	This item increases appropriation authority by \$382,710 in the Seattle Fire Department, in the Operations Budget Control Level (BO-FD-F3000). This request is necessary to fund retirement cash outs of vacation, merit and sick leave that were above the baseline allocation amount.	\$382,710

Item #	Title	Description	Amount/FTE
2.69	Backfill Overtime for Increased Leave in Operations (Seattle Fire Department)	This item increases appropriation authority by \$806,958 in the Seattle Fire Department, in the Operations Budget Control Level (BO-FD-F3000). This request is necessary to fund backfill overtime to achieve minimum staffing requirements when personnel in Operations are absent from work for vacations, compensatory time off, injury/illness, and other leave types. This amount reflects the increase above the baseline allocation amount.	\$806,958
2.70	2021 Paid Parental Leave Backfill (Seattle Fire Department)	This item increases appropriation authority by \$2,205,574 in the Seattle Fire Department, in the Operations Budget Control Level (BO-FD-F3000). This funding is necessary to pay for overtime backfill costs incurred due to Paid Parental Leave or Paid Family Care Leave that cannot be absorbed within existing budget authority.	\$2,205,574
2.71	2020 Retro and 2021 Telework Stipend (Seattle Information Technology Department)	This item increases appropriation authority by \$472,300 in the Seattle Information Technology Department in the Information Technology Fund Leadership and Administration Budget Control Level (50410-BO-IT-D0100). This request is necessary to pay eligible employees their telework stipends: one-time retro payments and/or to-be-distributed monthly stipends. Monthly telework stipends were retroactive to March 2020 and will continue until the COVID-19 Memorandum of Understanding with city unions related to the pandemic is no longer in effect.	\$472,300

Item #	Title	Description	Amount/FTE
2.72	2020 Retro and 2021 Telework Stipend (Seattle Parks and Recreation)	This item increases appropriation authority by \$182,900 in Seattle Parks and Recreation in the General Fund Leadership and Administration Budget Control Level (00100-BO-PR-20000). This request is necessary to pay eligible employees their telework stipends: one-time retro payments and/or to-be-distributed monthly stipends. Monthly telework stipends were retroactive to March 2020 and will continue until the COVID-19 Memorandum of Understanding with city unions related to the pandemic is no longer in effect.	\$182,900
2.73	2020 Retro and 2021 Telework Stipend (Seattle Police Department)	This item increases appropriation authority by \$88,900 in the Seattle Police Department in the General Fund Leadership and Administration Budget Control Level (00100-BO-SP-P1600). This request is necessary to pay eligible employees their telework stipends: one-time retro payments and/or to-be-distributed monthly stipends. Monthly telework stipends were retroactive to March 2020 and will continue until the COVID-19 Memorandum of Understanding with city unions related to the pandemic is no longer in effect.	\$88,900
2.74	2021 Paid Parental Leave (Seattle Police Department)	This item increases appropriation authority by \$1,765,681 in the Patrol Operations BSL from Finance General. This funding will reimburse the Seattle Police Department for backfill costs for employees on Paid Parental Leave. The total backfill cost for Patrol Operations only is over \$1.4 million through September 28th. The total requested in the 3rd quarter supplemental is \$1,765,681.	\$1,765,681

Item #	Title	Description	Amount/FTE
2.75	2020 Retro and 2021 Telework Stipend (Seattle Public Library)	This item increases appropriation authority by \$202,700 in the Seattle Public Library in the Library Fund Leadership and Administration Budget Control Level (10410-BO-SPL). This request is necessary to pay eligible employees their telework stipends: one-time retro payments and/or to-be-distributed monthly stipends. Monthly telework stipends were retroactive to March 2020 and will continue until the COVID-19 Memorandum of Understanding with city unions related to the pandemic is no longer in effect.	\$202,700
2.76	2020 Retro and 2021 Telework Stipend (Law Department)	This item increases appropriation authority by \$157,200 in the Law Department in the General Fund Leadership and Administration Budget Control Level (00100-BO-LW-J1100). This request is necessary to pay eligible employees their telework stipends: one-time retro payments and/or to-be-distributed monthly stipends. Monthly telework stipends were retroactive to March 2020 and will continue until the COVID-19 Memorandum of Understanding with city unions related to the pandemic is no longer in effect.	\$157,200
2.77	2020 Retro and 2021 Telework Stipend (Seattle Municipal Court)	This item increases appropriation authority in the Seattle Municipal Court by \$63,300 in the General Fund Court Operations Budget Control Level (00100-BO-MC-2000), by \$48,300 in the General Fund Administration Budget Control Level (00100-BO-MC-3000), and by \$36,200 in the General Fund Court Compliance Budget Control Level (BO-HS-H3000). This request is necessary to pay eligible employees their telework stipends: one-time retro payments and/or to-be-distributed monthly stipends. Monthly telework stipends were retroactive to March 2020 and will continue until the COVID-19 Memorandum of Understanding with city unions related to the pandemic is no longer in effect.	\$147,800

Item #	Title	Description	Amount/FTE
2.78	2020 Retro and 2021 Telework Stipend (Office of Economic Development)	This item increases appropriation authority by \$28,500 in the Office of Economic Development in the General Fund Leadership and Administration Budget Control Level (00100-BO-ED-ADMIN). This request is necessary to pay eligible employees their telework stipends: one-time retro payments and/or to-be-distributed monthly stipends. Monthly telework stipends were retroactive to March 2020 and will continue until the COVID-19 Memorandum of Understanding with city unions related to the pandemic is no longer in effect.	\$28,500
2.79	Vaccine Mandate Assistance Grants (Office of Economic Development)	This item increases budget authority by \$2,250,000 in the Business Services (BO-ED-X1D00) Budget Summary Level. Funding will be used to provide \$1,000 grants to small businesses to implement new King County Vaccine Mandate protocols. Funding will be used to contract with a CBO that can facilitate and expedite the grant making process with 10% available for administrative purposes.	\$2,250,000
2.80	2020 Retro and 2021 Telework Stipend (Seattle Department of Human Resources)	This item increases appropriation authority by \$80,400 in the Seattle Department of Human Resources in the General Fund Leadership and Administration Budget Control Level (00100-BO-HR-N5000). This request is necessary to pay eligible employees their telework stipends: one-time retro payments and/or to-be-distributed monthly stipends. Monthly telework stipends were retroactive to March 2020 and will continue until the COVID-19 Memorandum of Understanding with city unions related to the pandemic is no longer in effect.	\$80,400

Item #	Title	Description	Amount/FTE
2.81	2020 Retro and 2021 Telework Stipend (City Budget Office)	This item increases appropriation authority by \$30,000 in the City Budget Office in the General Fund City Budget Office Budget Control Level (00100-BO-CB-CZ000). This request is necessary to pay eligible employees their telework stipends: one-time retro payments and/or to-be-distributed monthly stipends. Monthly telework stipends were retroactive to March 2020 and will continue until the COVID-19 Memorandum of Understanding with city unions related to the pandemic is no longer in effect.	\$30,000
2.82	Paid Paternal Leave (PPL) and Paid Family Leave (PFL) Backfill Costs (City Budget Office)	This item increases the City Budget Office in the General Fund City Budget Office Budget Control Level (00100-BO-CB-CZ000) by \$235,000 for costs associated with Paid Paternal Leave (PPL) and Paid Family Leave (PFL) backfill costs incurred in 2021.	\$235,000
2.83	2020 Retro and 2021 Telework Stipend (Office of Intergovernmental Relations)	This item increases appropriation authority by \$6,000 in the Office of Intergovernmental Relations in the General Fund Office of Intergovernmental Re Budget Control Level (00100-BO-IR-X1G00). This request is necessary to pay eligible employees their telework stipends: one-time retro payments and/or to-be-distributed monthly stipends. Monthly telework stipends were retroactive to March 2020 and will continue until the COVID-19 Memorandum of Understanding with city unions related to the pandemic is no longer in effect.	\$6,000
2.84	2021 Paid Parental Leave Backfill (Office of Intergovernmental Relations)	This item increases one-time appropriation authority by \$39,520 to the Office of Intergovernmental Relations BO-IR-X1G00 BSL for 2021 Paid Parental Leave (PPL) and Paid Family Care Leave (PFCL) backfill costs.	\$39,520

Item #	Title	Description	Amount/FTE
2.85	2020 Retro and 2021 Telework Stipend (Office of the Mayor)	This item increases appropriation authority by \$17,100 in the Office of the Mayor in the General Fund Office of the Mayor Budget Control Level (00100-BO-MA-X1A00). This request is necessary to pay eligible employees their telework stipends: one-time retro payments and/or to-be-distributed monthly stipends. Monthly telework stipends were retroactive to March 2020 and will continue until the COVID-19 Memorandum of Understanding with city unions related to the pandemic is no longer in effect.	\$17,100
2.86	Paid Parental Leave (PPL) and Paid Family Care Leave (PFCL) Backfill (Office of the Mayor)	This item is a \$45,000 increase in the Office of the Mayor in the General Fund Office of the Mayor Budget Control Level (00100-BO-MA-X1A00) to cover costs related to Paid Parental Leave (PPL) and Paid Family Care Leave (PFCL) backfill incurred by the department in 2021.	\$45,000
2.87	Legal Review for Vaccines (Office of the Mayor)	This item increases the Office of the Mayor in the General Fund Office of the Mayor Budget Control Level (00100-BO-MA-X1A00) by \$50,000 for legal services related to vaccines.	\$50,000
2.88	Mayor-Elect Transition Staff Costs (Office of the Mayor)	This item increases the Office of the Mayor in the General Fund Office of the Mayor Budget Control Level (00100-BO-MA-X1A00) by \$160,000 for personnel costs related to the Mayor-Elect transition staffing. This will support staffing for employees brought into temporary City positions in the time before the election is decided and January 1.	\$160,000
2.89	2020 Retro and 2021 Telework Stipend (Office of Emergency Management)	This item increases appropriation authority by \$6,000 in the Office of Emergency Management in the General Fund Office of Emergency Management Budget Control Level (00100-BO-EP-10000). This request is necessary to pay eligible employees their telework stipends: one-time retro payments and/or to-be-distributed monthly stipends. Monthly telework stipends were retroactive to March 2020 and will continue until the COVID-19 Memorandum of Understanding with city unions related to the pandemic is no longer in effect.	\$6,000

Item #	Title	Description	Amount/FTE
2.90	2020 Retro and 2021 Telework Stipend (Office of Labor Standards)	This item increases appropriation authority by \$19,400 in the Office of Labor Standards in the Office of Labor Standards Fund Office of Labor Standards Budget Control Level (00190-BO-LS-1000). This request is necessary to pay eligible employees their telework stipends: one-time retro payments and/or to-be-distributed monthly stipends. Monthly telework stipends were retroactive to March 2020 and will continue until the COVID-19 Memorandum of Understanding with city unions related to the pandemic is no longer in effect.	\$19,400
2.91	2020 Retro and 2021 Telework Stipend (Civil Service Commissions)	This item increases appropriation authority by \$1,800 in the Civil Service Commissions in the General Fund Civil Service Commissions Budget Control Level (00100-BO-VC-V1CIV). This request is necessary to pay eligible employees their telework stipends: one-time retro payments and/or to-be-distributed monthly stipends. Monthly telework stipends were retroactive to March 2020 and will continue until the COVID-19 Memorandum of Understanding with city unions related to the pandemic is no longer in effect.	\$1,800
2.92	Civil Service Vaccine Mandate Appeals (Civil Service Commissions)	This item increases one-time appropriation authority by \$120,000 to the BO-VC-V1CIV Civil Service Commissions BSL. These resources will be used to increase the department's capacity for appeals and hearing related to vaccine mandate separations, both for the Civil Service Commission (CSC) and Public Safety Civil Service Commission (PSCSC).	\$120,000

Item #	Title	Description	Amount/FTE
2.93	2020 Retro and 2021 Telework Stipend (Community Police Commission)	This item increases appropriation authority by \$2,100 in the Community Police Commission in the General Fund Office of the Community Police Budget Control Level (00100-BO-CP-X1P00). This request is necessary to pay eligible employees their telework stipends: one-time retro payments and/or to-be-distributed monthly stipends. Monthly telework stipends were retroactive to March 2020 and will continue until the COVID-19 Memorandum of Understanding with city unions related to the pandemic is no longer in effect.	\$2,100
2.94	2020 Retro and 2021 Telework Stipend (Employees' Retirement System)	This item increases appropriation authority by \$21,500 in the Employees' Retirement System in the Employees' Retirement Fund Employee Benefit Management Budget Control Level (61030-BO-RE-R1E00). This request is necessary to pay eligible employees their telework stipends: one-time retro payments and/or to-be-distributed monthly stipends. Monthly telework stipends were retroactive to March 2020 and will continue until the COVID-19 Memorandum of Understanding with city unions related to the pandemic is no longer in effect.	\$21,500
2.95	Add two SCERS Positions (Employees' Retirement System)	On Oct 14, 2021, the SCERS Board of Administration approved the creation of two new FTE positions: 1 Senior Retirement Specialist and 1 Retirement Specialist in order to maintain service levels and meet SCERS Vision in the face of rising demand. These positions will be paid for using existing fund balance derived from employer and employee contributions, and investment revenue.	\$68,622

Item #	Title	Description	Amount/FTE
2.96	2020 Retro and 2021 Telework Stipend (Ethics and Elections Commission)	This item increases appropriation authority by \$4,000 in the Ethics and Elections Commission in the General Fund Ethics and Elections Budget Control Level (00100-BO-ET-V1T00). This request is necessary to pay eligible employees their telework stipends: one-time retro payments and/or to-be-distributed monthly stipends. Monthly telework stipends were retroactive to March 2020 and will continue until the COVID-19 Memorandum of Understanding with city unions related to the pandemic is no longer in effect.	\$4,000
2.97	Lobbying Administration 1.0 FTE (Ethics and Elections Commission)	This item increases appropriation authority by \$106,188 and creates one full-time Strategic Advisor 1, Exempt position in the Seattle Ethics and Elections Commission to address new work due to recent amendments to the City's Lobbying Code, and to assist with an expanding body of work related to the administration of campaign finance and lobbying laws. An emergency pocket was approved in April 2021 and the position was hired in May. This request would fund the position from May through December of 2021. The 2022 Proposed Budget includes a proposal to make this position permanent.	\$106,188
2.98	2020 Retro and 2021 Telework Stipend (Legislative Department)	This item increases appropriation authority by \$80,600 in the Legislative Department in the General Fund Legislative Dept BCL Budget Control Level (00100-BO-LG-G1000). This request is necessary to pay eligible employees their telework stipends: one-time retro payments and/or to-be-distributed monthly stipends. Monthly telework stipends were retroactive to March 2020 and will continue until the COVID-19 Memorandum of Understanding with city unions related to the pandemic is no longer in effect.	\$80,600
2.99	LEG PPL Backfill 2021 (Legislative Department)	This item increases appropriation authority by \$65,149 in the Legislative Department in the General Fund Legislative Dept BCL Budget Control Level (00100-BO-LG-G1000).	\$65,149

Item #	Title	Description	Amount/FTE
2.100	2020 Retro and 2021 Telework Stipend (Office for Civil Rights)	This item increases appropriation authority by \$23,700 in the Office for Civil Rights in the General Fund Civil Rights Budget Control Level (00100-BO-CR-X1R00). This request is necessary to pay eligible employees their telework stipends: one-time retro payments and/or to-be-distributed monthly stipends. Monthly telework stipends were retroactive to March 2020 and will continue until the COVID-19 Memorandum of Understanding with city unions related to the pandemic is no longer in effect.	\$23,700
2.101	2020 Retro and 2021 Telework Stipend (Office of Hearing Examiner)	This item increases appropriation authority by \$2,000 in the Office of Hearing Examiner in the General Fund Office of the Hearing Examiner Budget Control Level (00100-BO-HX-V1X00). This request is necessary to pay eligible employees their telework stipends: one-time retro payments and/or to-be-distributed monthly stipends. Monthly telework stipends were retroactive to March 2020 and will continue until the COVID-19 Memorandum of Understanding with city unions related to the pandemic is no longer in effect.	\$2,000
2.102	2020 Retro and 2021 Telework Stipend (Office of Inspector General for Public Safety)	This item increases appropriation authority by \$10,500 in the Office of Inspector General for Public Safety in the General Fund Inspctr Gen for Public Safety Budget Control Level (00100-BO-IG-1000). This request is necessary to pay eligible employees their telework stipends: one-time retro payments and/or to-be-distributed monthly stipends. Monthly telework stipends were retroactive to March 2020 and will continue until the COVID-19 Memorandum of Understanding with city unions related to the pandemic is no longer in effect.	\$10,500

Item #	Title	Description	Amount/FTE
2.103	2020 Retro and 2021 Telework Stipend (Office of the Employee Ombud)	This item increases appropriation authority by \$2,000 in the Office of the Employee Ombud in the General Fund Employee Ombud Office Budget Control Level (00100-BO-EM-V10MB). This request is necessary to pay eligible employees their telework stipends: one-time retro payments and/or to-be-distributed monthly stipends. Monthly telework stipends were retroactive to March 2020 and will continue until the COVID-19 Memorandum of Understanding with city unions related to the pandemic is no longer in effect.	\$2,000
2.104	2020 Retro and 2021 Telework Stipend (Police Relief and Pension)	This item increases appropriation authority by \$2,000 in the Police Relief and Pension in the Police Relief & Pension Fund Police Relief and Pension Budget Control Level (61060-BO-PP-RP604). This request is necessary to pay eligible employees their telework stipends: one-time retro payments and/or to-be-distributed monthly stipends. Monthly telework stipends were retroactive to March 2020 and will continue until the COVID-19 Memorandum of Understanding with city unions related to the pandemic is no longer in effect.	\$2,000
Section 3 – Appropriation Increases – Operating Budgets – Revenue Backed			
3.1	Fort Lawton Lease (Department of Finance and Administrative Services)	This item increases appropriation authority by \$445,228 to the Finance and Administrative Services Department (FAS) in the FAS Operating Fund, Facilities Services Budget Control Level (50300-BO-FA-FACILITY). This item is for maintenance of the Fort Lawton property which the City leases from the US Army. This funding will increase security and maintenance at the site. Seattle Parks and Recreation and the Office of Housing each pay half of the total cost.	\$445,228

Item #	Title	Description	Amount/FTE
3.2	Rainier Beach MOA (Seattle Information Technology Department)	This item increases appropriation authority by \$16,162 in Seattle IT in the Seattle IT Operating Fund Frontline Services & Workplace Budget Control Level (50410-BO-IT-D0400). This request is for legal budget only and is necessary to cover expenses that Seattle Information Technology will incur but that will be reimbursed by the Office of City Auditor under a 2021 MOA for Support of the Rainier Beach Safety Continuum.	\$16,163
3.3	SR520 Portage Bay Bridge Project (Seattle Fire Department)	This item increases appropriation authority by \$76,862 in Seattle Fire Department, in the General Fund, in the Operations Budget Control Level (BO-FD-F3000). This revenue-backed increase is funded by billing the Washington State Department of Transportation for services provided by the Deputy Chief, Fire Protection Engineer and Construction Inspector in the Fire Protection Division for assistance with planning, inspection for compliance with fire code life safety standards, and construction service assistance for the Portage Bay Bridge portion of the SR 520/Montlake to Lake Washington-Interchange and Bridge Replacement Project. There are no new positions associated with this project and the period of performance is from 8/1/21 through 6/30/2022.	\$76,862
3.4	CDBG Appropriation Correction (Human Services Department)	This item increases appropriation authority by \$660,000 in the Human Services Department, in the Human Services Fund Addressing Homelessness Budget Control Level (16200-H3000). This budget is backed by CDBG revenue and previously resided in the Parks Fund 10200. It was reduced from Parks' budget in 2020 and was not added to HSD. This item corrects this error.	\$660,000

Item #	Title	Description	Amount/FTE
3.5	Traffic Data & Records reimbursable appropriation for SPU analysis (Seattle Department of Transportation)	This item increases appropriation authority by \$65,000 in the Seattle Department of Transportation, in the Transportation Fund Mobility-Operations Budget Control Level (13000-BC-TR-17003). This increase is necessary for reimbursable work done on behalf of Seattle Public Utilities in the Traffic Data & Records Master Project (MO-TR-G074).	\$65,000
3.6	ATEC Cooper Jones payment appropriation (Seattle Department of Transportation)	This item increases appropriation authority by \$1,000,000 in the Seattle Department of Transportation, in the Transportation Fund Mobility-Operations Budget Control Level (13000-BC-TR-17003). This increase is necessary to provide appropriation for payments made to the State treasury in the Cooper Jones Active Transportation Safety Account for their share of the Automated Traffic Enforcement Camera net revenues.	\$1,000,000
3.7	Street Use - Permit Review and Inspection Costs (Seattle Department of Transportation)	This item increases appropriation authority by \$750,000 in the Seattle Department of Transportation's Transportation Fund ROW Management Budget Control Level (13000-BO-TR-17004). This appropriation increase is necessary for the Street Use Permit and Enforcement Program to pay for increased permitting activity costs. This item also increases street use revenues as the costs will be paid by permit fees and these revenues are projected to exceed the amount in the 2021 Adopted Budget.	\$750,000

Item #	Title	Description	Amount/FTE
3.8	State Wildland Fires Reimbursement FY2021 (Seattle Fire Department)	This item increases appropriation authority by \$413,566 in the Seattle Fire Department, in the Operations Budget Control Level (BO-FD-F3000). The funding from the State of Washington Department of Natural Resources, State Fire Marshall's Office and the Emergency Management Division with the State Military Department will reimburse overtime/backfill and travel costs incurred by the Fire Department for deployment of qualified firefighters to approximately 40-50 separate wildfires in the State of Washington, Oregon, California and Colorado between April and December, 2021. There will be no positions created or match required.	\$413,566
3.9	Vehicle Cost Recovery 2021 (Seattle Fire Department)	This item increases appropriation authority by \$20,000 in the Seattle Fire Department, in the Leadership and Administration Budget Control Level (BO-FD-F1000). This funding includes reimbursed vehicle damages caused by other parties. This appropriation is equal to the amount reimbursed to the General Fund from Insurance companies and will restore the 2021 SFD operating budget for the funds that were used to initially pay for these repairs. There is no local match requirement or positions associated with these funds and the period of reimbursement is from 1/1/21 through 12/31/21.	\$20,000

Item #	Title	Description	Amount/FTE
3.10	SR520 I-5 Reversible Lanes Project (Seattle Fire Department)	This item increases appropriation authority by \$21,152 in the Seattle Fire Department, in the Operations Budget Control Level (BO-FD-F3000). This funding from the Washington State Department of Transportation provides for the support of the Deputy Chief, Fire Protection Engineer and Construction Inspector in the Fire Protection Division to assist with planning, inspection for compliance with fire code life safety standards, and construction service assistance for the I-5 Reversible Lanes portion of the SR 520/Montlake to Lake Washington-Interchange and Bridge Replacement Project. There are no new positions associated with this project and the period of performance is from 10/1/21 through 12/31/2023.	\$21,152
3.11	COVID Response Appropriations (Seattle Fire Department)	This item increases appropriation authority by \$1,660,532 in the Seattle Fire Department, in the Operations Budget Control Level (BO-FD-F3000). This appropriation is needed to pay for COVID-19 emergency response related to vaccine and vaccine booster costs.	\$1,660,532
3.12	Direct COVID FEMA PA Grant/Emergency Response Appropriations (Seattle Fire Department)	This item increases appropriation authority by \$839,468 in the Seattle Fire Department, in the Operations Budget Control Level (BO-FD-F3000). This appropriation is needed to pay for COVID-19 emergency response costs that will ultimately be reimbursed by FEMA-Public Assistance. Currently, there is no local match for this reimbursement per FEMA Federal Bulletin. The period of this appropriation is for 1/1/21 through 12/31/21.	\$839,468
3.13	Telecom Direct Bill (Seattle Information Technology Department)	This item increases appropriation authority by \$1,693,800 in the Technology Infrastructure BSL (50410-BO-IT-D0300). This request is necessary to provide the Technology Infrastructure BSL with expenditure authority to cover telecom/cellular costs in 2021. This item adds appropriation authority only. Revenue is collected from individual departments as costs are incurred throughout the year.	\$1,693,800

Item #	Title	Description	Amount/FTE
3.14	Puget Sound Emergency Response Network (Seattle Information Technology Department)	This item increases appropriation authority by \$467,100 in the Technology Infrastructure BSL (50410-BO-IT-D0300). This request is necessary to provide ongoing Seattle Information Technology Department (ITD) support to the Puget Sound Emergency Radio Network (PSERN) project. Without this supplemental, the Seattle Information Technology Department will not have the appropriation authority to pursue this effort through the end of 2021. This item does not request City revenues as ITD's PSERN-related costs are directly billed to King County.	\$467,100
3.15	New Equipment Direct Bill (Seattle Information Technology Department)	This item increases appropriation authority by \$3,248,300 in the Frontline Services & Workplace BSL (50410-BO-IT-D0400). This request is necessary to provide the Frontline Services & Workplace BSL with expenditure authority for new computers purchased in 2021 on behalf of City Departments outside of Seattle IT's five year device replacement cycle. This item adds appropriation authority only. Revenue is collected from the individual departments as costs are incurred throughout the year.	\$3,248,300
3.16	Cloud Direct Bill (Seattle Information Technology Department)	This request is for appropriation authority of \$181,000 in the Technology Infrastructure BSL (50410-BO-IT-D0300). This request is necessary to provide the Technology Infrastructure BSL with expenditure authority for new cloud services purchased in 2021 on behalf of City Departments outside of Seattle IT's annual rates. This item adds appropriation authority only. Revenue is collected from the individual departments as costs are incurred throughout the year.	\$181,000

Item #	Title	Description	Amount/FTE
3.17	CSCC Criteria Based Dispatch System (Seattle Information Technology Department)	This item increases appropriation authority by \$340,000 in the Applications BSL (50410-BO-IT-D0600). The appropriation will be used to support the Community Safety Communications Center (CSCC) to procure and implement a Criteria Based Dispatch system (i.e., dispatch protocol system) with QA module and CAD/Logging Recorder Integrations. This amount is funded via direct bill to CSCC.	\$340,000
3.18	Mayoral Transition Technology Costs (Seattle Information Technology Department)	This item increases appropriation authority by \$50,000 in the Frontline Services and Workplace BSL (50410-BO-IT-D0400). The appropriation will be used to acquire devices for the upcoming mayoral transition.	\$50,000
3.19	Add Golf Operating Appropriation (Seattle Parks and Recreation)	This item increases appropriation authority by \$1,500,000 in the Seattle Parks and Recreation Department in the Park and Recreation Fund Golf Course Programs Control Level (10200-BO-PR-60000). This request is necessary to support the Citywide Golf Programs Project (MO-PR-61001) and is supported by excess revenue generated by the four golf courses this year.	\$1,500,000
3.20	Puget Sound Joint Terrorism Task Force (Seattle Police Department)	This item increases appropriation authority by \$21,105 in the Criminal Investigations BSL from the Federal Bureau of Investigation (FBI). This funding reimburses SPD for overtime associated with working with the FBI on international and domestic terrorism investigations. There are no matching requirements or capital improvement projects associated with this item.	\$21,105

Item #	Title	Description	Amount/FTE
3.21	Safe Streets Task Force (Seattle Police Department)	This item increases appropriation authority by \$59,081 in the Criminal Investigations BSL from the Federal Bureau of Investigation (FBI). This funding reimburses SPD for overtime spent while working with the FBI to identify, disrupt, and dismantle existing and emerging violent criminal enterprises and gangs in King County, as well as other individuals and groups whose criminal activity negatively impacts the Puget Sound area. There are no matching requirements or capital improvement projects associated with this item.	\$59,081
3.22	Seattle Sound Regional Violent Crime Task Force (Seattle Police Department)	This item increases appropriation authority by \$34,815 in the Criminal Investigations BSL from the Federal Bureau of Investigation (FBI). This funding reimburses SPD for costs spent in connection with the Seattle Sound Regional Violent Crimes Task Force. There are no matching requirements or capital improvement projects associated with this item.	\$34,815
3.23	Homeland Security Investigations Task Force (Seattle Police Department)	This item increases appropriation authority by \$80,292 in the Criminal Investigations BSL from the Federal Bureau of Investigation (FBI). This funding reimburses SPD for costs spent in connection with the Homeland Security Investigations Task Force. There are no matching requirements or capital improvement projects associated with this item.	\$80,292

Item #	Title	Description	Amount/FTE
3.24	Interagency Agreement for West Seattle Bridge (Seattle Police Department)	This item increases appropriation authority by \$175,903 in the Special Operations BSL from the Seattle Department of Transportation (SDOT). This item provides funding for supplementary traffic enforcement of the Lower Spokane Street bridge as SDOT works to implement a long-term traffic control plan during the bridge closure. The term of this contract runs from April 18, 2020 to March 31, 2021. The funding for the full contract amount (\$355,000) was originally appropriated in the 2020 Third Quarter Supplemental budget legislation (Ordinance 126210, Section 3, item # 3.21), but lacked carryforward authority. This supplementary budget request appropriates the remaining amount for 2021. There are no matching or capital improvement projects associated with this item.	\$175,903
3.25	Commercial Sex Abuse of a Minor Court Assessments and Impound Fees (Seattle Police Department)	This item increases appropriation authority by \$4,897 in the Criminal Investigations BSL from the King County Superior Court for sexual exploitation vehicle impound fees and additional civil assessment fees in cases involving commercial sex abuse of a minor. The RCW requires the assessed fees be used for enforcement and victim services (See RCW 9.68A.105). This funding will be used by the Police Department to run operations to recover exploited children (48%), fund a "John" School and provide victim services through the department's victim advocate (50%). 2% of the received funds are sent to the State of Washington. This item is perpetual and on-going. This item is revenue-backed.	\$4,897

Item #	Title	Description	Amount/FTE
3.26	ATF Puget Sound Regional Gun Task Force (Seattle Police Department)	This item increases appropriation authority by \$10,512 in the Criminal Investigations BSL from the U.S. Department of Justice. This funding reimburses SPD for costs of detective overtime spent in connection with the Puget Sound Regional Gun Task Force. The Regional Gun Task Force is focused on increasing the ability of law enforcement to trace shell casings and firearms used in crimes and thus identify shooters and take them off the streets. There are no matching requirements or capital improvement projects associated with this item.	\$10,512
3.27	Drug Enforcement Administration Task Force (Seattle Police Department)	This item increases appropriation authority by \$25,631 in the Criminal Investigations BSL from the U.S. Department of Justice. This funding reimburses SPD for costs of detective overtime associated with the investigation of drug cases. The purpose of this work is to disrupt and interdict the flow of illegal drugs into the City. There are no matching requirements or capital improvement projects associated with this item.	\$25,631
3.28	Organized Crime Drug Enforcement Task Forces (Seattle Police Department)	This item increases appropriation authority by \$46,580 in the Criminal Investigations BSL from the Drug Enforcement Agency. This funding reimburses SPD for costs spent in connection with Organized Crime Drug Enforcement Task Force. This task force works to mount a comprehensive attack and reduce the supply of illegal drugs in the United States and diminish the violence and other criminal activity associated with the drug trade. There are no matching requirements or capital improvement projects associated with this item.	\$46,580
3.29	Pacific Northwest Fugitive Apprehension Task Force (Seattle Police Department)	This item increases appropriation authority by \$45,154 in the Criminal Investigations BSL from the U.S. Department of Justice. This funding reimburses SPD for costs of overtime associated with apprehending violent fugitives. There are no matching requirements or capital improvement projects associated with this item.	\$45,154

Item #	Title	Description	Amount/FTE
Section 4 – Appropriation Increases – Operating Budgets – Backed by Grant Revenues			
4.1	Early Childhood Education Assistance Program Grant Increase (Department of Education and Early Learning)	This item increases grant-backed authority by \$505,496 in the Department of Education and Early Learning General Fund Early Learning Budget Control Level (00100-BO-EE-IL100). This State of Washington Department of Children, Youth and Families grant will support children with complex needs such as developmental delays, and/or challenging behaviors due to complex trauma. In addition, this appropriation will support services that strengthen social-emotional and pre-academic skill development in kindergarten readiness while strengthening school to home learning. No match is required.	\$505,496
4.2	Consolidated Appropriations Act Grant Expanding Access to COVID Vaccines (Human Services Department)	This item increases appropriation authority by \$291,422 in the Human Services Fund Promoting Healthy Aging Budget Control Level (16200-BO-HS-H6000). This one-time grant will support access to COVID-19 vaccines for Older Adults in King County. The grant period is through September 30, 2022; no match is required.	\$291,422
4.3	Coronavirus Response and Relief Supplemental Appropriations Act Vaccine Response Funding (Human Services Department)	This item increases appropriation authority by \$104,955 in the Human Services Fund Promoting Healthy Aging Budget Control Level (16200-BO-HS-H6000). This one-time grant will provide education on COVID-19 and assistance with accessing COVID-19 vaccines for older adults and people with disabilities in King County. The grant period is through September 30, 2022; no match is required.	\$104,955
4.4	Funding for Tiny House Villages from Wa Dept. of Commerce (Human Services Department)	This item increases appropriation authority by \$1,960,000 in the Addressing Homelessness BSL from the Washington State Department of Commerce. This funding is to be used for capital costs related to Tiny Home Villages (THVs). The grant requires the tiny homes to be available for 10 years.	\$1,960,000

Item #	Title	Description	Amount/FTE
4.5	DSHS 2021-22 grant acceptance (Office of Immigrant and Refugee Affairs)	This item increases appropriation authority by \$670,000 in the Office of Immigrant and Refugee Affairs (OIRA) General Fund Office of Immigrant and Refugee Affairs Budget Control Level (00100-BO-IA-X1N00) to reflect grant funding from the Washington State Department of Social and Health Services (DSHS). This grant supports the participation of DSHS benefit recipients in the New Citizen Program, which provides assistance to income-qualified individuals to apply for naturalization using a case management model. Matching funding is not required, but is already budgeted from a Seattle Housing Authority award and from the General Fund. The DSHS grant funding is for the state fiscal year July 2021 - June 2022.	\$670,000
4.6	Cities for Action COVID-19 Emergency Coordinator renewal grant (Office of Immigrant and Refugee Affairs)	This item increases appropriation authority by \$55,000 in the Office of Immigrant and Refugee Affairs (OIRA) General Fund Office of Immigrant and Refugee Affairs Budget Control Level (00100-BO-IA-X1N00) to reflect grant funding from the Open Society Foundations (OSF). This grant continues support for research and analysis to coordinate city government responses to vulnerable immigrant communities during the COVID-19 pandemic and recovery, in alignment with the nationwide Cities for Action (C4A) network. Matching funding is not required. The OSF grant funding is for the period July 2021 - May 2022.	\$55,000

Item #	Title	Description	Amount/FTE
4.7	WSL ARPA Connectivity, Virtual Outreach, Employment and Workforce Grant (Seattle Public Library)	This item increases grant-backed appropriation authority by \$192,500 in the Library Programs & Services BSL (BO-PL-B4PUB). This Washington State Libraries grant will support the deployment of additional laptops and hotspots, in addition to in-language navigator services which will include virtual outreach and an assessment to track quantitative and qualitative outcomes. Grant money will run through June 30, 2022 and does not require a match from the City. This grant is not related to CIP. There will be no new Library positions or FTE's associated with this grant.	\$192,500
4.8	WSL 2021-2022 Digital Heritage Grant (Seattle Public Library)	This item increases grant-backed appropriation authority by \$15,000 in The Seattle Public Library (10410-BO-SPL) BSL. This Washington State Libraries grant will focus on the continued digitalization of the Library's Northwest Photograph Collection, which includes over 1,400 historic photographs of people and places in Washington, Oregon, British Columbia, and Alaska. Grant money will run through July 1, 2022 and does not require a match from the City. This grant is not related to CIP. There will be no new Library positions or FTE's associated with this.	\$15,000
4.9	Domestic Violence Intervention Program Grant (Human Services Department)	This item increases appropriation authority by \$1,000,000 in the Human Services Fund Supporting Safe Communities Budget Control Level (16200-H4000). This budget is backed by Dept. of Justice Domestic Violence Intervention Program grant revenue and will provide funding for programs that reduce domestic violence and increase victim safety. The grant period is 10/1/21-9/30/25.	\$1,000,000

Item #	Title	Description	Amount/FTE
4.10	Increase Budget Authority for TXIX Grant (Human Services Department)	This item increases appropriation authority in the Human Services Department by \$1,735,333 in the Human Services Fund Promoting Healthy Aging Budget Control Level (16200-H6000) and \$132,232 in the Leadership & Administration Budget Control Level (16200-H5000). These are increases in appropriation for existing federal and state TXIX grants that provide case manage services to older adults and people with disabilities. The appropriation is revenue backed.	\$1,867,565
4.11	NEA Grant Appropriation (Office of Arts and Culture)	This item increases appropriation authority by \$30,000 in the Office of Arts & Culture (ARTS), in the Arts and Culture Fund Arts and Cultural Programs Budget Control Level (12400-BO-AR-VA160). The Office of Arts & Culture is receiving a grant from the Nation Endowment for the Arts (NEA). These funds will support online mentoring services for artists and scholarships to artists to participate in the program.	\$30,000
4.12	SBA Shuttered Venue Operators Grant (Seattle Center)	This item increases appropriation authority by \$1,075,883 in Seattle Center in the McCaw Hall Fund McCaw Hall Budget Control Level (11430-BO-SC-65000). This is the second round of Shuttered Venue Operators grant that McCaw Hall is receiving. This grant provides aid to McCaw Hall, that suffered severe negative financial impacts as a result of the closure of the facility due to COVID-19. These funds can be used for specific expenses such as payroll, utility payments, and other ordinary and necessary business expenses including maintenance costs. There is no local match for these funds.	\$1,075,884

Item #	Title	Description	Amount/FTE
4.13	Commute Trip Reduction (Seattle Department of Transportation)	This item accepts and increases grant-backed appropriation authority by \$137,402 in the Seattle Department of Transportation, in the Transportation Fund Mobility-Operations Budget Control Level (13000-BO-TR-17003). This increase is necessary for the Washington State agreement in the Reimbursable Commute Trip Reduction Project (MO-TR-R003). There is no Match required.	\$137,402
4.14	Complex Coordinated Terrorist Attacks (CCTA) Grant (Seattle Fire Department)	This item increases appropriation authority by \$15,000 in the Seattle Fire Department, in the Operations Budget Control Level (BO-FD-F3000). The funding from the Federal Emergency Management Agency (FEMA) of the Department of Homeland Security through the King County Office of Emergency Management will reimburse for OT/BF expenses for staff who attend Regional Rescue Task Force Trainings and Drills. The period of performance for this Grant is 3/1/19 through 5/31/22. No positions will be created and no match is required.	\$15,000
4.15	Reimbursement for Urban Search and Rescue Teams Deployments (Seattle Fire Department)	This item increases appropriation authority by \$100,000 in the Seattle Fire Department, in the Operations Budget Control Level (BO-FD-F3000). The funding from the Federal Emergency Management Agency (FEMA) of the Department of Homeland Security through the Pierce County Office of Emergency Management will reimburse for OT/BF and travel costs incurred by the SFD deployment of qualified members who serve on the regional Urban Search and Rescue Team who were deployed to Cyclone Ida and other emergency and disaster sites as needed in 2021. The period of performance for these deployments is from August through December 2021. No positions will be created and no match is required.	\$100,000

Item #	Title	Description	Amount/FTE
4.16	USAR Emergency Training Grant FY2021 (Seattle Fire Department)	This item increases appropriation authority by \$25,439 in Seattle Fire Department, in the Operations Budget Control Level (BO-FD-F3000). The funding, provided by the Federal Emergency Management Agency (FEMA) through Pierce County Office of Emergency Management provide funding for SFD members on the regional Urban Search and Rescue (USAR) Team to attend approximately 25 reimbursable mandatory emergency response trainings There are no positions or local match requirement associated with these reimbursements and the period of performance is from 1/1/21 through 12/31/21.	\$25,439
4.17	Basic Firefighter Training Grant FY2021 (Seattle Fire Department)	This item increases appropriation authority by \$23,400 in the Seattle Fire Department, in the Operations Budget Control Level (BO-FD-F3000). This grant from the Washington State Patrol-Office of the Fire Marshall will support the training of firefighters in Recruit Class #115 in FY 2021 to minimum safety requirements. There are no new positions associated with this project and no match required.	\$23,400
4.18	State Homeland Security Program (SHSP) FFY 2021 Grant (Seattle Fire Department)	This item increases appropriation authority by \$342,500 in the Seattle Fire Department, in the Operations Budget Control Level (BO-FD-F3000). The grant received from the Federal Emergency Management Agency (FEMA) of the Department of Homeland Security through the King County Office of Emergency Management, will fund Structural Collapse Technician Refresher Training, purchase of Hazmat PPE and equipment and Structural Collapse Heavy Lifting/Shoring equipment for Seattle Fire Department and regional partner agencies. There are no positions or match required for this grant. The period of performance is 11/1/21 through 7/31/23.	\$342,500

Item #	Title	Description	Amount/FTE
4.19	Urban Area Security Initiative (UASI) FFY2021 (SFD) (Seattle Fire Department)	This item increases appropriation authority by \$750,000 in the Seattle Fire Department, in the Operations Budget Control Level (BO-FD-F3000). This grant funding is from the Federal Emergency Management Agency (FEMA) of the Department of Homeland Security through the Washington State Military Department - Office of Emergency Management. This is a part of the UASI FFY 2021 Grant that is being submitted and accepted by the Seattle Police Department. The Seattle Fire Department's portion of this grant will provide funds to enhance the City's ability to increase and sustain structural collapse capability for rescue response. The project will include Structural Collapse Training, purchase of Heavy Rescue Equipment and purchase of Methane Gas Detectors for the Seattle Fire Department and regional partners. There are no positions associated with this grant and no local match requirement. The period of performance for this grant is from 9/1/21 through 12/31/23.	\$750,000
4.20	FY21 Securing the Cities Grant (Seattle Police Department)	This item increases appropriation authority by \$950,000 in the Special Operations BSL from the Department of Homeland Security. This funding supports the establishment of a multi-jurisdictional radiological and nuclear detection program. The funding will be used for personnel costs as well as supplies and travel. The term of this agreement runs from March 9, 2021 to June 30, 2022, with anticipated annual renewal until October 30, 2029. This grant will support 1 FTE position intended to sunset October 30, 2020, unless new funding is secured.	\$950,000

Item #	Title	Description	Amount/FTE
4.21	FY21 State Homeland Security Program (SHSP) Grant (Seattle Police Department)	This item increases appropriation authority by \$405,000 in the Special Operations BSL from the Department of Homeland Security. This funding addresses gaps in preparedness services in King County. It will be used to support law enforcement training, contract analysts, and the purchase of search and detection equipment. The term of this agreement runs from October 1, 2021 to September 30, 2024. There is no matching requirement for this item. There are no capital improvement projects associated with this item.	\$405,000
4.22	Community Policing Development Microgrant (Seattle Police Department)	This item increases appropriation authority by \$124,762 in the Chief of Police BSL from the Office of Community Oriented Policing Services (COPS Office). This funding supports implementation of Peace Dialogues with SPD Officers and Community Members. The funding will be used for personnel costs, supplies, training, and contracting with an evaluator for the program. The contract term runs from September 1, 2021 to August 31, 2022. There are no matching requirements or capital improvement projects associated with this item. This grant will support 0.5 FTE positions intended to sunset at the end of funding.	\$124,762
4.23	FY2021 Justice Assistance (JAG) Grant (Seattle Police Department)	This item increases appropriation authority by \$771,127 in the Leadership and Administration BSL from the Department of Justice, Bureau of Justice Assistance. This funding supports a variety of law enforcement and crime prevention efforts in the City of Seattle and 10 surrounding jurisdictions. In Seattle, the funding will be used for personnel costs. The term of this agreement runs from October 1, 2020 to September 30, 2024. This grant will support 3 FTE existing Crime Prevention Coordinator positions at 80%. There is no matching requirement for this item. There are no capital improvement projects associated with this item.	\$771,127

Item #	Title	Description	Amount/FTE
4.24	FY2020 State Homeland Security Program (SHSP) Supplemental Grant Correction (Seattle Police Department)	This item increases appropriation authority by \$18,000 in the Special Operations BSL from the Department of Homeland Security. This funding addresses gaps in terrorism preparedness services in King County. It will be used to support law enforcement training, contract analysts, and the purchase of personal protective equipment. The FY2020 SHSP Grant funding was originally appropriated in the 2020 Fourth Quarter Supplemental budget legislation (Ordinance 126257, Section 4, item # 4.29) in the amount of \$415,000, mistakenly omitting \$18,000 for training. This supplementary budget request appropriates the remaining \$18,000 for training. The term of this agreement runs from October 1, 2020 to September 30, 2023. There are no matching requirement for this item. There are no capital improvement projects associated with this item.	\$18,000
4.25	FY21 State Internet Crimes Against Children (ICAC) Allocation (Seattle Police Department)	This item increases appropriation authority by \$854,000 in the Criminal Investigations BSL from the Washington Association of Sheriffs and Police Chiefs. This funding supports multi-jurisdictional Washington State Internet Crimes Against Children (ICAC) Task Force. The funding will be used for salary and benefits for 50% of Deputy Prosecuting Attorney, overtime for detectives on ICAC investigations, and equipment, training, overtime, and infrastructure needs for partner agencies. The term of this agreement runs from July 1, 2021 to June 30, 2022. There are no matching requirements associated with this item.	\$854,000

Item #	Title	Description	Amount/FTE
4.26	FY2022 SPD Impaired Driving Training Grant (Seattle Police Department)	This item increases appropriation authority by \$50,000 in the Leadership and Administration BSL from the Washington Traffic Safety Commission under the Impaired Driving Training Grant program. This item provides funding to facilitate impaired driving training for the Seattle Police Department and surrounding agencies. The term of this grant runs from October 1, 2021 to September 30, 2022. There are no matching requirements or capital improvement projects associated with this item.	\$50,000
4.27	FY2021 Target Zero Grant (Seattle Police Department)	This item increases appropriation authority by \$20,900 in the Special Operations BSL from the Washington State Traffic Safety Commission. This item provides funding for overtime related to supplemental traffic enforcement with special emphasis on impaired and distracted driving, seat belt, and motorcycle safety. The contract term runs from October 1, 2021 to September 30, 2022. There are no matching requirements or capital improvement projects associated with this item.	\$20,900
4.28	FY21 Sexual Assault Kit (SAK3) Grant (Seattle Police Department)	This item increases appropriation authority by \$100,000 in the Criminal Investigations BSL from the Washington Association of Sheriffs and Police Chiefs. This item provides funding to process previously unsubmitted sexual assault DNA kits and to support multidisciplinary community response teams engaged in seeking a just resolution to sexual assault cases resulting from that evidence. The contract term runs from July 1, 2021 to June 30, 2022. There are no matching requirements or capital improvement projects associated with this item.	\$100,000

Item #	Title	Description	Amount/FTE
4.29	FY2021 Coronavirus Emergency Supplemental Grant (Seattle Police Department)	This item increases appropriation authority by \$247,000 in the Chief of Police BSL. This grant funding is from the Federal Department of Justice through the Washington State Department of Commerce Community Services and Housing Division, Office of Crime Victims Advocacy. This item provides funding to contract with a mental health professional to work with officers, civilian employees, and their families in coping with traumatic events and the impacts of the Coronavirus Pandemic. The grant term runs from January 1, 2021 through December 31, 2022. There are no matching requirements or capital improvement projects associated with this item.	\$247,000
4.30	Securing the Cities FY21 Supplemental Funding (Seattle Police Department)	This item increases appropriation authority by \$500,000 in the Special Operations BSL from the Department of Homeland Security. This funding supports the establishment of a multi-jurisdictional radiological and nuclear detection program. The funding will be used for personnel costs as well as supplies and travel. The term of this agreement runs from March 9, 2021 to October 30, 2021, with anticipated annual renewal until October 30, 2029. This item also extends the sunset date on 1 existing full-time position grant funded Strategic Advisor II position in the Seattle Police Department. The grant supporting the position is available to the City from March 4, 2020, through October 30, 2029; therefore the position will sunset October 30, 2029 unless new funding is secured.	\$500,000
4.31	Accept and Appropriate Grant from the U.S. Department of Transportation National Highway Traffic Safety Administration (NHTSA) (Law Department)	This item increases appropriation authority by \$178,718 in the Criminal BSL (00100-BO-LW-J1500) from the U.S. Department of Transportation National Highway Traffic Safety Administration (NHTSA). This grant will support a Traffic Safety Resource prosecutor in the department. This grant covers the period of October 1, 2021 to September 30, 2022 and does not have a matching requirement.	\$178,718

Item #	Title	Description	Amount/FTE
4.32	Circular Innovation Challenge Grant from Dept of Ecology (Office of Economic Development)	This item increases appropriation authority by \$35,000 in the General Fund in the Office of Economic Development Business Services Budget Control Level (00100-BO-ED-X1D00) for a grant received from Washington Department of Ecology to support the Seattle Good Business Network and the Circular Innovation Challenge. These funds shall carryforward until exhausted.	\$35,000
4.33	2021 Emergency Management Preparedness Grant (Office of Emergency Management)	This item increases appropriation authority by \$414,323 in the Office of Emergency Management BSL from the Washington State Military Department, Emergency Management Division. This funding from the WA State Military assists state, local and tribal emergency management activities supporting the prevention of, preparation for, and response to emergencies and disasters and supports core Office of Emergency Management functions to maintain a citywide emergency management program. The term of the grant runs from June 1, 2021 to September 30, 2022. There is a \$414,323 matching requirement for this item, which will be met by resources in the OEM budget. There are no capital improvement projects associated with this item.	\$414,323

Item #	Title	Description	Amount/FTE
4.34	2021 Emergency Management Preparedness Grant - ARPA (Office of Emergency Management)	This item increases appropriation authority by \$141,320 in the Office of Emergency Management BSL from the Washington State Military Department, Emergency Management Division. This funding from the WA State Military assists state, local and tribal emergency management activities supporting the prevention of, preparation for, and response to emergencies and disasters, and supports core Office of Emergency Management functions to maintain a citywide emergency management program. The term of the grant runs from June 1, 2021 to December 31, 2022. There is a \$141,320 matching requirement for this item, which will be met by resources in the OEM budget. There are no capital improvement projects associated with this item.	\$141,320
Section 5 – Appropriation Transfers – Operating Budgets			
5.1	BSL Correction for Community Safety Carryforward Budget (Human Services Department)	This item transfers appropriation authority of \$4,188,437 from the General Fund Preparing Youth for Success Budget Control Level (00100-BO-HS-H2000) to the General Fund Supporting Safe Communities Budget Control Level (00100-BO-HS-H4000). This budget was carried forward in the Preparing Youth for Success BSL and should be in the Supporting Safe Communities BSL to reflect HSD's 2021 budget structure. \$3,988,437 is for the Seattle Safe Communities Initiative and \$200,000 is for Re-Entry Programs for Indigenous Peoples.	\$0
5.2	Fund Correction for appropriation to the HS Fund (Human Services Department)	This item transfers appropriation authority in the amount of \$400,000 from the Human Services Fund (Fund 16200) to the Coronavirus Local Fiscal Recovery Fund (Fund 14000). This appropriation is for Tiny House Villages as part of Seattle Rescue Plan 1.	\$0

Item #	Title	Description	Amount/FTE
5.3	2021 CLFR Fund Appropriation - BSL Correction (Department of Finance and Administrative Services)	This item decreases appropriation authority by \$234,213 to the Finance and Administrative Services Department (FAS) in the FAS Operating Fund, Facilities Services Budget Control Level (50300-BO-FA-FACILITY). This request is necessary to correct the original appropriation per Ordinance 126320 was for three temporary positions to support internal project management and accounting staffing related to tracking, correcting, documenting, and reporting City expenditures for FEMA and other federal funds which should have been appropriated in the Finance & Admin Services Fund City Finance Budget Control Level (50300-BO-FA-CITYFINAN). A companion request is under City Finance Budget Control Level.	\$0
5.4	Equitable Development Initiative Fund Transfer (Office of Planning and Community Development)	This budget-neutral item transfers \$1.4 million of General Fund appropriation authority for \$1.4 million of Short Term Rental Tax (STRT) appropriation authority in the Office of Planning and Community Development's Equitable Development Initiative Budget Control Level (BO-PC-X2P40). The 2021 Adopted Budget provided \$4.7 million of General Fund to replace STRT revenues which were in decline due to the COVID pandemic. The August 2021 revenue forecast anticipates higher 2021 STRT revenues, so this item adjusts the budget to the current forecast while maintaining the \$5 million annual allocation for EDI.	\$0

Item #	Title	Description	Amount/FTE
5.5	Transfer between Arterial Asphalt/Concrete & Bridge/Structural Maintenance - Operating (Seattle Department of Transportation)	This item requests a net-zero transfer between Arterial Asphalt/Concrete (MC-TR-C033) and Bridge/Struct Mtc. (MO-TR-G005) to ensure that funds exist in the operating project to fund non-levy eligible activities. Commercial Parking Tax resources, totaling \$363,521 are requested to be transferred out of Arterial Asphalt/Concrete and into Bridge/Struct Mtc. In return, Move Seattle Levy resources, totaling \$363,521 are requested to be transferred out of Bridge/Struct Mtc. into Arterial Asphalt/Concrete. Currently, the Bridge/Struct Mtc. operating project is 100% funded by Move Seattle Levy resources. There exists work in the Bridge/Struct Mtc. project that are ineligible to be funded by the Move Seattle Levy resources.	\$0
5.6	CDBG Budget Appropriation Transfer (Human Services Department)	This item transfers \$338,741 of appropriation from in the Human Services Fund Supporting Affordability and Livability budget control level (16200-H1000) to the Human Services Fund Addressing Homelessness Budget Control Level (16200-H3000) to match budget appropriation of CDBG to project budgets.	\$0
5.7	Increased HSD Finance Capacity (Human Services Department)	This item transfers appropriation authority of \$87,560 from the Addressing Homelessness Budget Control Level (00100-BO-HS-H3000) to the Leadership & Administration Budget Control Level (00100-BO-HS-H5000). This budget will support increased finance capacity and process improvement in HSD.	\$0
5.8	Equitable Community Initiative (ECI) Funding Correction (Department of Education and Early Learning)	This item transfers appropriation authority in the Department of Education and Early Learning (DEEL) from the General Fund Budget Control Level (DEEL-BO-EE-IL200) to General Fund Budget Control Level (DEEL-BO-EE-IL700). This is a budget-neutral technical change to move budget from the K-12 BCL to the Leadership and Administration (LAD) BCL where staffing and administrative costs will be paid for.	\$0

Item #	Title	Description	Amount/FTE
5.9	Vaccine Site and Hotline Appropriation Transfers (Department of Finance and Administrative Services)	This item transfers appropriation authority of \$5 million in the Department of Finance and Administrative Services, from the Facilities Services Budget Control Level (50300-BO-FA-FACILITY) to the Office of Constituent Services Budget Control Level (\$3 million) (50300-BO-FA-OCS) and to the Facilities Services Budget Control Level (\$2 million) (50300-BO-FA-FACILITY). The appropriation will support the staffing and operation of the COVID hotline and the operation of the Lumen Field mass vaccination site.	\$0
5.10	ECI Fund Update (Office of Arts and Culture)	This item transfers appropriation authority in the amount of \$2,000,000 from Arts and Cultural Programs Budget Control Level (12400-BO-AR-VA160) to the General Fund. In August 2021, the Equitable Communities Initiative Task force gave recommendations to the City Council and Council Bill 120131 moved appropriations to departments for implementation.	\$0
5.11	Short-Term Purchase Power Costs, Net-Zero Transfer (Seattle City Light)	This item transfers appropriation authority in the amount of \$10,000,000 from the Financial Services BSL and \$20,000,000 from the Long Term Purchase Power BSL to the Short Term Purchased Power BCL. This transfer is needed to cover unforeseen Short Term Power Purchase expenses due to low precipitation, early snowpack depletion, elevated wholesale power prices related to the drought conditions across the Pacific Northwest and California, and the unprecedented heat event in June. The Financial Services BSL is able to transfer funding due to debt service savings from lower interest rates, refinance savings, the elimination of debt service on the bonds that were paid off with proceeds from City Light's 2020 debt issue. The Long Term Purchase Power BSL savings are the result of favorable outcomes from the Bonneville Power Administration rate case.	\$0

Item #	Title	Description	Amount/FTE
5.12	Budget transfer - Stay Healthy Streets CLFR funding to correct BSL and Budget Program (Seattle Department of Transportation)	This item transfers appropriation in the amount of \$625,000 in the Seattle Department of Transportation, in the Coronavirus Local Fiscal Recovery Fund, for the Stay Healthy Streets program, from the ROW Management Budget Control Level (14000-BO-TR-17004) to the Mobility-Operations Budget Control Level (14000-BO-TR-17003), in the Neighborhoods Budget Program (PO-TR-17003B). This technical item aligns appropriation authority in the correct BCL.	\$625,000
5.13	General Fund - Appropriation Transfer Public Litter Contract (Seattle Public Utilities)	This item transfers appropriation authority in the amount of \$150,000 from Seattle Public Utilities, in the General Fund Utility Service and Operations Budget Control Level (00100-BO-SU-N200B) to the General Fund General Expense Budget Control Level (00100-BO-SU-N000B). Appropriation is being transferred from the Clean City Program (MO-SU-N2002) to Solid Waste Contracts (MO-SU-N0007). The Solid Waste Contracts master project is projected to overspend due to increased collection. Funding is available due to savings in the current year's budget for the Clean City Program.	\$0
5.14	General Fund - Appropriation Transfer GIS (Seattle Public Utilities)	This item transfers appropriation authority in the amount of \$100,000 from Seattle Public Utilities, in the General Fund Utility Service and Operations Budget Control Level (00100-BO-SU-N200B) to the General Fund Leadership and Administration Budget Control Level (00100-BO-SU-N100B). Appropriation is being transferred from the Clean City Program (MO-SU-N2002) to Operational Tech and Support (MO-SU-N1009). SPU's general fund GIS project was created mid-year and required appropriation. Funding is available due to savings in the current year's budget for the Clean City Program.	\$0

Item #	Title	Description	Amount/FTE
5.15	HSD Finance Process Improvement (Human Services Department)	This item transfers appropriation authority of \$500,000 from the Addressing Homelessness Budget Control Level (00100-BO-HS-H3000) to the Leadership & Administration Budget Control Level (00100-BO-HS-H5000). This budget will provide funding for the implementation of financial process improvement.	\$0
5.16	Transfer Budget Appropriation in the Judgment and Claims Fund (Department of Finance and Administrative Services)	This item transfers appropriation authority of \$3,000,000 in Finance and Administrative Services, in the Judgment and Claims Fund, from Judgment and Claims Litigation Budget Control Level FAS-BO-FA-JR000 to the Police Action Budget Control Level FAS-BO-FA-JR020. This request is necessary as expenditures are anticipated to exceed the budgeted amount in Police Action for 2021 due to a number of large unanticipated settlements and judgments in tort cases and increased use of outside counsel.	\$0
5.17	General Fund Appropriation Transfer for Finance Improvement (Human Services Department)	This item decreases appropriation authority by \$455,000 in the General Fund Supporting Safe Communities Budget Control Level (00100-BO-HS-H4000). This action transfers budget authority that will be unused in 2021 due to labor vacancies to the Leadership & Administration Budget Control Level (00100-H5000) to fund a portion of the cost of implementation of HSD's financial process improvement.	\$0
Section 6– New and Corrected Capital Projects			
6.1	Add New Capital Projects to the 2021-2026 Adopted CIP, Correct SDOT project, and re-adopt SPR Project.	This item adds two new CIP projects for the Seattle Public Library: IT Infrastructure (MC-PL-B3100) and Major Capital Equipment (MC-PL-B3200). This item also corrects one SDOT project: Non-Arterial Street Resurfacing and Restoration (MC-TR-C041), which was changed as part of the Council budget deliberations for 2021, but a technical error presented the wrong budget totals for the project. It also re-adopts the Smith Cove Park Development Project, incorporating changes made in item 7.34.	

Item #	Title	Description	Amount/FTE
Section 7– Appropriation Decrease – Capital Budgets			
7.1	Capital Project Abandonment and Closure (Department of Finance and Administrative Services)	This item decreases appropriation authority by \$106,000 to the Finance and Administrative Services Department (FAS) in the Real Estate Excise Tax I Fund, General Government Facilities BSL (30010-BC-FA-GOVTFAC). The Seattle Municipal Tower Facility Upgrades project has been completed and will be closed. Continuing SMT improvements are programmed in other FAS capital areas. The remaining REET funding is requested to transfer the Fire Station 5 Dock Replacement project.	(\$106,233)
7.2	Capital Project Abandonment and Closure (Department of Finance and Administrative Services)	This item decreases appropriation authority by \$1,893,000 to the Finance and Administrative Services Department (FAS) in the FAS Operating Fund, Public Safety Facilities Fire BSL (50300-BC-FA-PSFACFIRE). The Fire Station 5 Relocation project has been completed and will be closed. Continuing Fire Station 5 improvements are programmed in other FAS capital projects.	(\$1,892,533)
7.3	Capital Project Abandonment and Closure (Department of Finance and Administrative Services)	This item decreases appropriation authority by \$16,000 to the Finance and Administrative Services Department (FAS) in the 2015 Multipurpose LTGO Bond Fund, Information Technology BSL (36200-BC-FA-A1IT). The Electronic Records Management System project has been completed and will be closed.	(\$15,886)
7.4	Capital Project Abandonment and Closure (Department of Finance and Administrative Services)	This item decreases appropriation authority by \$6,009,000 to the Finance and Administrative Services Department (FAS) in multiple funds, Information Technology BSL (Multiple-BC-FA-A1IT). The Summit Re-Implementation project has been completed and will be closed.	(\$6,008,713)
7.5	Capital Project Abandonment and Closure (Department of Finance and Administrative Services)	This item decreases appropriation authority by \$629,000 to the Finance and Administrative Services Department (FAS) in the Muni Civic Ctr Non-Bond Fund, General Government Facilities BSL (34200-BC-FA-GOVTFAC). The Civic Square project has been completed and will be closed.	(\$629,317)

Item #	Title	Description	Amount/FTE
7.6	Capital Project Abandonment and Closure (Department of Finance and Administrative Services)	This item decreases appropriation authority by \$185,000 to the Finance and Administrative Services Department (FAS) in the Real Estate Excise Tax I Fund, Public Safety Facilities Fire BSL (30010-BC-FA-PSFACFIRE). The Fire Facilities South Lake Union project has been completed and will be closed. The remaining REET funding is requested to transfer the Fire Station 5 Dock Replacement project.	(\$184,834)
7.7	Capital Project Abandonment and Closure (Department of Finance and Administrative Services)	This item decreases appropriation authority by \$126,000 to the Finance and Administrative Services Department (FAS) in the Real Estate Excise Tax I Fund, Public Safety Facilities Police BSL (30010-BC-FA-PSFACPOL). The Seattle Police Facilities project has been completed and will be closed. Future police facility improvements will be programmed in new and unique master projects. The remaining REET funding is requested to transfer the Fire Station 5 Dock Replacement project.	(\$125,595)
7.8	Capital Project Abandonment and Closure (Department of Finance and Administrative Services)	This item decreases appropriation authority by \$600 to the Finance and Administrative Services Department (FAS) in the Real Estate Excise Tax II Fund, General Government Facilities BSL (30020-BC-FA-GOVTFAC). The FAS Shelter Facilities project has been completed and will be closed. Future shelter facility projects will be programmed in other FAS capital areas.	(\$605)
7.9	Appropriation Abandonment (Department of Finance and Administrative Services)	This item decreases appropriation authority by \$1,470,000 to the Finance and Administrative Services Department (FAS) in the 2020 Multipurpose LTGO Bond Fund, Information Technology BSL (36700-BC-FA-A1IT). This appropriation was adopted for various software replacement projects in FAS. Upon further review, it was decided that bonds were not the best financing tool to use for these projects.	(\$1,470,000)

Item #	Title	Description	Amount/FTE
7.10	Capital Project Abandonment and Closure (Department of Finance and Administrative Services)	This item decreases appropriation authority by \$821,000 to the Finance and Administrative Services Department (FAS) in multiple funds, Neighborhood Fire Stations BSL (Multiple-BC-FA-NBHFFIRE). The Fire Station 32 project has been completed. The remaining REET funding is requested to transfer the Fire Station 5 Dock Replacement project.	(\$821,161)
7.11	Capital Project Abandonment and Closure (Department of Finance and Administrative Services)	This item decreases appropriation authority by \$2,700 to the Finance and Administrative Services Department (FAS) in the Real Estate Excise Tax Fund I, General Government Facilities BSL (30010-BC-FA-GOVTFAC). The Seattle Municipal Court project has been completed and will be closed. The remaining REET funding is requested to transfer the Fire Station 5 Dock Replacement project.	(\$2,674)
7.12	Capital Project Abandonment and Closure (Department of Finance and Administrative Services)	This item decreases appropriation authority by \$13,000 to the Finance and Administrative Services Department (FAS) in multiple funds, Neighborhood Fire Stations BSL (Multiple-BC-FA-NBHFFIRE). The Fire Station 22 project has been completed and will be closed. Future fire station improvements will be programmed in other FAS capital areas. The remaining REET funding is requested to transfer the Fire Station 5 Dock Replacement project.	(\$13,096)
7.13	Capital Project Abandonment and Closure (Department of Finance and Administrative Services)	This item decreases appropriation authority by \$583,000 to the Finance and Administrative Services Department (FAS) in multiple funds, Asset Preservation - Schedule 2 BSL (Multiple-BC-FA-APSCH2FAC). The Haller Lake Improvements project has been completed and will be closed. The remaining REET funding is requested to transfer the Fire Station 5 Dock Replacement project.	(\$582,546)

Item #	Title	Description	Amount/FTE
7.14	Capital Project Abandonment and Closure (Department of Finance and Administrative Services)	This item decreases appropriation authority by \$22,000 to the Finance and Administrative Services Department (FAS) in the REET I Capital Fund, General Government Facilities BSL (30010-BC-FA-GOVTFAC). The Seattle City Hall HVAC Improvements project has been completed and will be closed. The remaining REET funding is requested to transfer the Fire Station 5 Dock Replacement project.	(\$21,556)
7.15	Capital Project Abandonment and Closure (Department of Finance and Administrative Services)	This item decreases appropriation authority by \$20,000 to the Finance and Administrative Services Department (FAS) in the FAS Operating Fund, General Government Facilities BSL (50300-BC-FA-GOVTFAC). The Navigation Center project has been completed and will be closed.	(\$20,280)
7.16	MEEP Transfer to SPR (Department of Finance and Administrative Services)	This item decreases appropriation authority by \$213,000 to the Finance and Administrative Services Department (FAS) in the Real Estate Excise Tax Fund I, FAS Oversight - External Projects BSL (30010-BC-FA-EXTPROJ). This request will be used for municipal energy efficiency projects at South Park Community Center. The REET I funds are being transferred to SPR BCL (30010-BC-PR-40000) from FAS. The appropriation is needed to give SPR the necessary spending authority to complete the agreed upon projects for meeting the City's energy and greenhouse gas reduction goals.	(\$213,000)
7.17	Fire Station 5 Debt Service True Up (Department of Finance and Administrative Services)	This item decreases appropriation authority by \$114,221 to the Finance and Administrative Services Department (FAS) in the REET I Fund, Neighborhood Fire Stations BSL (30010-BC-FA-NBHFIRE). This action aligns the appropriation with the 2021 debt service obligation.	(\$114,221)

Item #	Title	Description	Amount/FTE
7.18	MEEP Abandonment (Seattle Center)	This item decreases appropriation authority by \$281 in Seattle Center in the 2011 LTGO Bond Fund Building and Campus Improvements Budget Control Level (35500-BC-SC-S03P01). This request is necessary to abandon the remaining money left from the 2011 LTGO Bond Fund. This work has been completed and the remaining authority can be abandoned and put to other use.	(\$281)
7.19	Abandon 2021 Estimated Carryforward for Use in Future Years (Seattle Department of Transportation)	This item decreases appropriation authority by \$73,615,760 in the Seattle Department of Transportation (SDOT), in nine funds and 29 master capital projects in Major Maintenance/Replacement Budget Summary Level (BC-TR-19001) and Mobility-Capital BSL (BC-TR-19003). This appropriation reduction is part of the two-step 2022-2027 CIP budget spending plan realignment process. SDOT has identified current year (2021) resources on capital projects that will not be used prior to year-end. The budget for these resources will be abandoned in this item and has become part of the available project funding for the proposed 2022-2027 CIP. This change closely aligns the budget and the latest project schedules and provides greater transparency in the CIP.	(\$73,615,760)
7.20	Alaskan Way Viaduct Reimbursable Adjustments (Seattle Department of Transportation)	This item reduces the appropriation for the Alaskan Way Viaduct project in the Transportation Fund, Major Projects BSL (BC-TR-19002) by \$2,883,033 to reflect updated and anticipated task orders to complete the project.	(\$2,883,033)
7.21	North Link Light Rail Reimbursable Adjustments (Seattle Department of Transportation)	This item decreases the appropriation authority by \$254,540 in Seattle Department of Transportation in the Transportation Fund in the Mobility Capital Budget Control Level (13000-BC-TR-19003). This request is necessary to align the budget authority with the remaining work on the Sound Transit North Link Light Rail extension (MC-TR-C027).	(\$254,540)

Item #	Title	Description	Amount/FTE
7.22	REET Debt Service Adjustment (Seattle Department of Transportation)	This item decreases appropriation authority by \$1,756,172 in the Seattle Department Transportation in the REET II Capital Fund General Expenses Budget Control Level (30020-BO-TR-18002). This item aligns debt service appropriation with actual debt service costs post 2021 LTGO bond issuance.	(\$1,756,172)
7.23	Center City Gateway & S Michigan St ITS Grant Abandonment (Seattle Department of Transportation)	This item decreases appropriation authority by \$873,453 in Seattle Department of Transportation in the Transportation Fund Mobility-Capital Budget Control Level (13000-BC-TR-19003). This abandons grant appropriation for two completed Intelligent Transportation Systems (ITS) projects: \$839,047 of Center City Gateway ITS grant funding and \$34,405 of S Michigan St ITS grant funding. Both projects are closed out.	(\$873,453)
7.24	HRIS Replacement Abandonment (Seattle Information Technology Department)	This item decreases appropriation authority by \$2,257,213 in Seattle IT in the Seattle IT Operating Fund IT Capital Improvement Project Budget Control Level (50410-BC-IT-C0700). The HRIS Replacement project (MC-IT-C6303) is complete under Seattle IT. As this project progressed, it was determined that FAS would be taking the lead and would own the asset upon project completion. The remaining legal appropriation in the project is no longer needed, and ongoing costs have transitioned to O&M. Seattle IT transferred all funding for this project to FAS in 2021 so no revenue rebates are required.	(\$2,257,213)

Item #	Title	Description	Amount/FTE
7.25	Apps Dev-Public Safety Abandonment (Seattle Information Technology Department)	This item decreases appropriation authority by \$10,800 in Seattle IT in the Seattle IT Operating Fund IT Capital Improvement Project Budget Control Level (50410-BC-IT-C0700). The year-end Peoplesoft GL/KK reconciliation work done by Citywide Accounting caused an additional \$10,800 of budget to carryforward erroneously in the SPD Work Schedule and Timekeeping project. This legal appropriation abandonment is needed to bring the project budget into alignment with actual expenditures and to prevent over-spending in the project. There are no revenue impacts.	(\$10,800)
7.26	2021 Debt Service REET Re-balancing (Seattle Parks and Recreation)	This item amends the Aquarium Expansion – Debt Service project (MC-PR-31009) by decreasing appropriation by \$206,525; in the Rainier Beach CC Debt Service project (MC-PR-31008) by decreasing appropriation by \$3,579; and in the Parks Maintenance Facility Acquisition - Debt Service project (MC-PR-31006) by decreasing appropriation by \$25,263. These changes are in the Seattle Parks and Recreation Department's Real Estate Excise Tax I Fund Debt and Special Funding Budget Control Level (30010-BC-PR-31000). This request is necessary to true-up SPR's adopted 2021 REET appropriation used to pay debt service to match the adjusted 2021 debt service amounts after refinancing earlier in the year.	(\$235,367)
7.27	SPU Q3 Abandonment Decreases Only (Seattle Public Utilities)	This item decreases appropriation authority by 2021 by \$156,716,777 in Seattle Public Utilities across multiple Capital BCLs. The request is necessary to abandons unneeded CIP budge that has been carried forward from the preceding year. This affects all funds including the Drainage and Wastewater Fund (44010), the Water Fund (43000), and the Solid Waste Fund (45010).	(\$156,716,777)

Item #	Title	Description	Amount/FTE
7.28	Monorail Prior Year FTA Appropriation Abandonment (Seattle Center)	This item decreases appropriation authority by \$176,508 in Seattle Center in the Seattle Center Campus Fund Monorail Rehabilitation Budget Control Level (11410-BC-SC-S9403). This request is necessary to abandon the budget authority in excess of the actual Federal Transit Authority (FTA) grant award amounts.	(\$176,508)
7.29	RapidRide J Line Decrease of King County Reimbursable Authority (Seattle Department of Transportation)	This item decreases reimbursable authority by \$5,996,910 in the Seattle Department of Transportation, in the Transportation Fund Mobility Capital Budget Control Level (13000-BC-TR-19003). It was originally expected that King County Metro (KCM) would enter an agreement with the Seattle Department of Transportation to contribute these funds. However, King County Metro had budget shortfalls and was no longer committed the funding for this project.	(\$5,996,910)
7.30	Route 48 TPMC Federal Grant Appropriation Correction - 23rd Ave Bus Rapid Transit (Seattle Department of Transportation)	This item decreases appropriation authority by \$1,115,300 in the Seattle Department of Transportation, in the Transportation Fund Mobility-Capital Budget Control Level (13000-BC-TR-19003) for the 23rd Ave Bus Rapid Transit Grant that was accepted/appropriated in the 2021 Budget but that was also included in the 2024 CIP Budget. This technical item corrects the double appropriation of \$1,115,300 from 2021.	(\$1,115,300)
7.31	Public Safety Project Abandonment (Seattle Information Technology Department)	This item decreases appropriation authority by \$4,904,943 in the IT Capital Improvement Project BSL (50410-BC-IT-C0700). The SPD CAD Replacement project was built into the 2020-2025 Adopted CIP. However, as the department needs and priorities were re-evaluated, it was determined that the existing CAD system would be upgraded instead of a full replacement. The funds associated with this effort were redeployed to cover a 2021 IT rate shortfall for the General Fund that was the result of a balancing error. The remaining funds will be used to cover the IT telework stipend for 2020 and 2021.	(\$4,904,943)

Item #	Title	Description	Amount/FTE
7.32	Abandon Park Upgrade Program Appropriation (Seattle Parks and Recreation)	This item abandons appropriation authority by \$80,337 in the Seattle Parks and Recreation Department in the Park and Recreation Fund Fix It First Budget Control Level (10200-BC-PR-40000) for the Park Upgrade Program project (MC-PR-41006).	(\$80,337)
Section 8 – Appropriation Increase – Capital Budgets			
8.1	REET Abandoned Appropriation Transfer to Fire Station 5 (Department of Finance and Administrative Services)	This item increases appropriation authority by \$713,071 to the Finance and Administrative Services Department (FAS) in the Real Estate Excise Tax I Fund, Public Safety Facilities Fire BSL (30010-BC-FA-PSFACFIRE). This item repurposes appropriation abandoned by other FAS projects to support a change in the timeline of the Fire Station 5 Dock Replacement project where costs are shifting from 2022 to 2021 as the project spending rolls out faster than originally projected.	\$713,071
8.2	Arterial Asphalt and Concrete Acceleration of Work (Seattle Department of Transportation)	This item increases appropriation authority by \$5,015,000 in the Seattle Department of Transportation, in the Move Seattle Levy fund from Major Maintenance/Replacement budget Control Level (10398-BC-TR-19001). This request is necessary to satisfy current year Arterial Asphalt and Concrete (AAC) MC-TR-C033 CIP commitments, including work on the Delridge Multimodal Improvements project that AAC is contributing to. SDOT does not anticipate this advance of funding to impact future program deliverables.	\$5,015,000

Item #	Title	Description	Amount/FTE
8.3	Municipal Energy Efficiency Program (MEEP) Appropriation (Seattle Parks and Recreation)	This item amends the Municipal Energy Efficiency Program - Parks Project (MC-PR-41030), increasing appropriation by \$213,000 in the Seattle Parks and Recreation Department's Real Estate Excise Tax I Fund Fix It First Budget Control Level (30010-BC-PR-40000). This request will be used for municipal energy efficiency projects at South Park Community Center. The REET I funds are being transferred to SPR from FAS BCL (PC-FA-EXTPROJ). The appropriation is needed to give SPR the necessary spending authority to complete the agreed upon projects for meeting the City's energy and greenhouse gas reduction goals.	\$213,000
8.4	SLIM Replacement Preliminary Funding (Department of Finance and Administrative Services)	This item increases appropriation authority by \$400,000 to the Finance and Administrative Services Department (FAS) in the General Fund Information Technology Budget Control Level (00100-BC-FA-A1IT). The SLIM system is aged and in need of replacement. This request provides initial funding to begin the replacement project in conjunction with a 2022 budget request.	\$400,000
8.5	Mayor Transitional Space Tenant Improvements (Department of Finance and Administrative Services)	This item increases appropriation authority by \$75,000 to the Finance and Administrative Services Department (FAS) in General Fund, Asset Preservation - Schedule 1 Facilities BSL (00100-BC-FA-APSCH1FAC). This project is to prepare a workspace for the incoming mayor and staff during the mayoral transition.	\$75,000
8.6	MC-TR-C012 Denny Way ITS reimbursable work with SPU/SCL (Seattle Department of Transportation)	This item increases appropriation authority by \$490,337 in the Seattle Department of Transportation, in the Transportation Fund Mobility-Capital Budget Control Level (13000-BC-TR-19003). This increase is necessary for reimbursable work done by Seattle Public Utilities (SPU) and Seattle City Light (SCL) on the Denny Way ITS project in the Center City Gateway Master Project (MC-TR-C012).	\$490,337

Item #	Title	Description	Amount/FTE
8.7	Longfellow Natural Drainage System SPU Reimbursable Authority (Seattle Department of Transportation)	This item increases appropriation authority by \$1,000,000 in the Seattle Department of Transportation, in the Transportation Fund Mobility Capital Budget Control Level (13000-BC-TR-19003). This item would allow Seattle Public Utilities to reimburse the Seattle Department of Transportation for 2021 costs on the Longfellow Natural Drainage System project.	\$1,000,000
8.8	Add Neighborhood Parks & Playgrounds 2008 Parks Levy Appropriation (Seattle Parks and Recreation)	This item increases appropriation authority by \$1,300,000 in the Seattle Parks and Recreation Department in the 2008 Levy Fund 2008 Parks Levy Control Level (33860-BC-PR-10000). This funding will go into the Neighborhood Parks & Playgrounds 2008 Parks Levy project (MC-PR-16001) and will be used to support the remaining projects within the Development category. This appropriation is supported by 2008 Parks Levy Fund balance.	\$1,300,000
8.9	Add Comfort Station Renovations King County Appropriation (Seattle Parks and Recreation)	This item increases appropriation authority by \$540,000 in the Seattle Parks and Recreation Department in the King County Parks Levy Fund Fix It First Control Level (36000-BC-PR-40000). This funding will go into the Major Maintenance Backlog Master Project (MC-PR-41001) and will be used to support comfort station projects. This appropriation is supported by King County Parks Levy Fund balance.	\$540,000
8.10	Add Arboretum Trail Mitigation Appropriation (Seattle Parks and Recreation)	This item increases appropriation authority by \$150,000 in the Seattle Parks and Recreation Department in the SR520 Mitigation Fund SR520 Mitigation Control Level (33130-BC-PR-60000). This funding will go into the Arboretum Waterfront Trail Master Project (MC-PR-61003) and will be used to support the trail project. This appropriation is supported by SR520 Mitigation Fund balance.	\$150,000

Item #	Title	Description	Amount/FTE
8.11	Seward Park Tree Donation (Seattle Parks and Recreation)	This item increases appropriation authority by \$90,000 in the Seattle Parks and Recreation Department in the Park and Recreation Fund Fix It First Control Level (10200-BC-PR-40000). This donation from the Seattle Foundation supports the Seward Park Forest Restoration Master Project (MC-PR-41013), and will be used towards the restoration of old growth forest in Seward Park as part of the Green Seattle Partnership. This work is funded by a private donation originally establish by Lyman Hull through the Seattle Foundation, and the money has already been received.	\$90,000
Section 9 – Appropriation Increase – Capital Budgets – Revenue Backed			
9.1	Reimbursable Appropriation of Safe & Swift Program funding for Denny Way ITS (Seattle Department of Transportation)	This item increases appropriation authority by \$1.82M in Seattle Department of Transportation, in the Transportation Fund Mobility-Capital Budget Control Level (13000-BC-TR-19003). This funding is from the Safe & Swift Corridor Program and partnership with the Port of Seattle. This is the funding identified for the Denny Way ITS (Intelligent Transportation Systems) project in the Safe & Swift Memorandum of Understanding. Denny Way ITS will be upgrading traffic signals along Denny Way, between Western Ave W and Minor Ave, to enhance multi-modal travel along the corridor. The project is anticipated to begin construction in 2021 and be completed in 2022.	\$1,820,000

Item #	Title	Description	Amount/FTE
9.2	Increase of Reimbursable Authority for Delridge RapidRide H (Seattle Department of Transportation)	This item increases the appropriation authority by \$2,556,714 in Seattle Department of Transportation in the Transportation Fund Mobility Capital Budget Control Level (13000-BC-TR-19003). This request is necessary to ensure adequate funding is available in 2021 for the Delridge Way SW - RapidRide H Line project (MC-TR-C042) according to its latest project delivery schedule. The \$2,556,714 appropriation increase is covered by the signed Memorandum of Agreements (MOAs) with Seattle City Light (SCL) and Seattle Public Utilities (SPU).	\$2,556,714
9.3	Appropriation of Port of Seattle funding for Terminal 5 (Seattle Department of Transportation)	This item increases appropriation authority by \$3,109,000 in Seattle Department of Transportation, in the Transportation Fund Mobility-Capital Budget Control Level (13000-BC-TR-19003). This increase is necessary for a reimbursable partnership with the Port of Seattle for the Terminal 5 (“T5”) project in the Freight Spot Improvement Master Project (MC-TR-C047).	\$3,109,000
9.4	Medium Services - Revenue-Backed Increase (Seattle City Light)	This item increases appropriation authority by \$2.0 million to the Transmission & Distribution CIP BSL. The funds are needed to cover the costs of Medium Service Overhead and Underground Services customer requests that have increased due to a rebound from COVID delays last year. Funds are available from customer reimbursements on Medium Overhead and Underground Services. The increase is backed by customer reimbursements. There is a subsequent CIP transaction in the complex table that will increase appropriations by an additional \$3.0 million which is funded by a net-zero transfer from other projects.	\$2,000,000

Item #	Title	Description	Amount/FTE
9.5	Route 44 TPMC Appropriation for Multiple Agreements and Advancement of Move Seattle Levy Funds (Seattle Department of Transportation)	This item increases appropriation authority by \$4,445,854 in the Seattle Department of Transportation, including \$2,445,854 in the Transportation Fund Mobility Capital Budget Control Level (13000-BC-TR-19003), and \$2,000,000 appropriation in the Move Seattle Levy Fund Mobility Capital Budget Control Level (10398-BC-TR-19003). The funding for the \$2,445,854 Transportation Fund appropriation is provided by King County Metro (KCM) and Seattle Public Utilities (SPU) for Route 44 Transit-Plus Multimodal Corridor project (MC-TR-C078) through multiple agreements. The \$2,000,000 Levy appropriation is for the acceleration of the project from 2022 to 2021.	\$4,445,854
9.6	Route 40 Increase of King County Partnership Reimbursable Authority and Advancement of MSL (Seattle Department of Transportation)	This item increases appropriation authority by \$1,100,000 in the Seattle Department of Transportation, including \$900,000 in the Transportation Fund Mobility Capital Budget Control Level (13000-BC-TR-19003), and \$200,000 in the Move Seattle Levy Mobility Capital Budget Control Level (10398-BC-TR-19003). The \$900,000 appropriation increase is for the reimbursable work with King County Metro for the Route 40 Transit Plus Multimodal Corridor (TPMC) Improvements Project (MC-TR-C079), and the \$200,000 appropriation increase is to accelerate the project design from 2022 to 2021.	\$1,100,000
9.7	Delridge Increase Reimbursable Authority for SCL MOA Amendments (Seattle Department of Transportation)	This item increases appropriation authority by \$2,311,577 in the Seattle Department of Transportation, in the Transportation Fund Mobility Capital Budget Control Level (13000-BC-TR-19003). This increase will provide adequate funding in 2021 for the Delridge Way SW - RapidRide H Line project (MC-TR-C042) reimbursable work according to the latest project delivery schedule. The \$2,311,577 appropriation will be covered by Memorandum of Agreement (MOA) Amendments with Seattle City Light (SCL) for Streetlighting and Distribution.	\$2,311,577

Item #	Title	Description	Amount/FTE
9.8	Work Schedule and Timekeeping Project (Seattle Information Technology Department)	This item increases appropriation authority by \$500,000 in Seattle IT in the IT Capital Improvement Project BSL (50410-BC-IT-C0700). Additional appropriation is required to fund the continuation of the Work Schedule and Time Program for the Seattle Police Department (SPD) using budgetary savings. Revenue will be collected from SPD via a one-time allocation.	\$500,000
9.9	Citywide Contract Management System Appropriation (Seattle Information Technology Department)	This item increases appropriation authority by \$600,000 in Seattle IT in the IT Capital Improvement Project BSL (50410-BC-IT-C0700). This appropriation will be used to complete the implementation of the Citywide Contract Management System project, whose budget did not originally include any contingency to cover unexpected costs. Revenues to support this spending will be recovered via allocation in Seattle IT's 2023 rates.	\$600,000
9.10	Be'er Sheva Agreement II (Seattle Parks and Recreation)	This item increases appropriation authority by \$461,700 in the Seattle Parks and Recreation Department in the Park and Recreation Fund Fix It First Budget Control Level (10200-BC-PR-40000). This request is necessary to support the Beach Restoration Program project (MC-PR-41006), and will be used towards design, permitting, and construction for the Be'er Sheva Park Upland Restoration Project. Seattle Parks and Recreation (SPR) and the Seattle Parks Foundation have a signed MOA which formalizes the scope of this work. This appropriation is backed by revenue from the Seattle Parks Foundation.	\$461,700

Item #	Title	Description	Amount/FTE
9.11	Burke Gilman Playground Park Agreement (Seattle Parks and Recreation)	This item increases appropriation authority by \$2,946,248 in the Seattle Parks and Recreation Department in the Park and Recreation Fund Fix It First Budget Control Level (10200-BC-PR-40000). This request is necessary to support the Beach Restoration Program project (MC-PR-41006), and will be used towards design, permitting, and construction for the existing Burke Gilman Playground Park (BGPG) Project. Seattle Parks and Recreation (SPR) and the Seattle Foundation have a signed MOA which formalizes the scope of this work. This appropriation is backed by revenue from the Seattle Parks Foundation.	\$2,946,248
Section 10 – Appropriation Increase – Capital Budgets – Grant Backed			
10.1	Martin Luther King PBL WSDOT Grant Acceptance and Appropriation (Seattle Department of Transportation)	This item accepts and increases appropriation authority by \$1,800,000 in the Mobility-Capital BCL (BC-TR-19003) from the Washington State Department of Transportation’s Pedestrian & Bicycle Safety Program. This grant will fund the construction of a protected bike line and other pedestrian and bicycle safety improvements along Martin Luther King Jr. Way between Rainier Ave S and S Judkins St. Construction for this project is expected to begin in 2022. The grant funding constitutes approximately 25% of the project budget and local match has been budgeted.	\$1,800,000

Item #	Title	Description	Amount/FTE
10.2	Route 40 Transit Plus Multimodal Corridor RMG Grant Acceptance and Appropriation (Seattle Department of Transportation)	This item accepts a \$6,000,000 grant in the Mobility-Capital BCL (BC-TR-19003) from the Washington State Department of Transportation's Regional Mobility Grant (RMG) program. This item also appropriates the \$3,000,000 portion of the grant that is available in the 2021-2023 State Biennium. This grant will fund improvements to the Route 40 Transit Plus Multimodal Corridor and support conversion to RapidRide service by partner King County Metro. Design for this project will begin in 2021 and construction is expected to begin in 2023. The grant funding constitutes approximately 25% of the project budget and local match has been budgeted.	\$3,000,000
10.3	West Seattle Bridge - Accept and appropriate \$11,250,600 INFRA and \$12M WSDOT STP Grants (Seattle Department of Transportation)	This item accepts and appropriates a Local Bridge Program grant from the Washington State Department of Transportation for the West Seattle Bridge Immediate Response Project in the amount of \$12,000,000 in the Major Maintenance/Replacement BCL (BC-TR-19001). This item also accepts and appropriates an Infrastructure for Rebuilding America (INFRA) grant from the United States Department of Transportation for the West Seattle Bridge Immediate Response Project in the amount of \$11,250,600 in the Major Maintenance/Replacement BCL (BC-TR-19001).	\$23,250,600
10.4	Greenwood Ave No WSDOT SRTS Grant Acceptance and Appropriation (Seattle Department of Transportation)	This item accepts and increases appropriation authority by \$1,000,000 in the Mobility-Capital BCL (BC-TR-19003) from the Washington State Department of Transportation. This grant from the Safe Routes to School program will fund construction of pedestrian and bicycle safety improvements on Greenwood Ave N and for the 1st Ave NW Neighborhood Greenway. Construction for this project is expected to begin in 2023. The grant funding constitutes approximately 37% of the project budget and local match has been budgeted.	\$1,000,000

Item #	Title	Description	Amount/FTE
10.5	11th/12th Avenue NE NHS Grant Acceptance and Appropriation (Seattle Department of Transportation)	This item accepts and increases appropriation authority by \$3,184,000 in the Major Maintenance/Replacement BSL (BC-TR-19001) for grant funding from the National Highway System. This NHS Asset Management Award will fund mill and overlay, pavement repair, crack seal, and curb ramp upgrades on 11th/12th Ave NE. Construction for this project is expected to begin in 2022. The grant funding constitutes approximately 50% of the project budget and local match has been budgeted.	\$3,184,000
10.6	NE 135th St WSDOT SRTS Grant Acceptance and Appropriation (Seattle Department of Transportation)	This item accepts and increases appropriation authority by \$620,000 in the Mobility-Capital BCL (BC-TR-19003) for grant funding from the Washington State Department of Transportation (WSDOT). This grant from WSDOT's Safe Routes to School program will fund pedestrian safety improvements on NE 135th St between 27th Ave NE and 37th Ave NE. Construction for this project is expected to begin in 2022. The grant funding constitutes approximately 70% of the project budget and local match has been budgeted.	\$620,000
10.7	15th Avenue W/NW NHS Grant Acceptance and Appropriation (Seattle Department of Transportation)	This item accepts and increases appropriation authority by \$5,000,000 in the Major Maintenance/Replacement BSL (BC-TR-19001) for grant funding from the National Highway System. This NHS Asset Management Award will fund improvements on Ballard Bridge including mill and overlay, pavement repair, crack seal, curb ramp upgrades, and replacement of asphalt surface. Construction for this project is expected to begin in 2022. The grant funding constitutes approximately 53% of the project budget and local match has been budgeted.	\$5,000,000

Item #	Title	Description	Amount/FTE
10.8	RapidRide J Line RMG Grant Acceptance and Appropriation (Seattle Department of Transportation)	This item accepts a \$6,000,000 grant in the Mobility-Capital BCL (BC-TR-19003) from the Washington State Department of Transportation's Regional Mobility Grant (RMG) program. This item also appropriates the \$3,000,000 portion of the grant that is available in the 2021-2023 State Biennium. This grant will fund design and construction for roadway improvements as part of the RapidRide J / Roosevelt project. Design for this project began in 2017 and construction for this project is expected to begin in 2023. The grant funding constitutes approximately 8% of the project budget. A 20% local match is required and this has been budgeted.	\$3,000,000
10.9	Downtown Bike Network \$2.4M FHWA Grant Acceptance and Appropriation (Seattle Department of Transportation)	This item accepts and increases appropriation authority of \$2,400,000 in the Mobility-Capital BSL (BC-TR-19003) for grant funding from the Federal Highways Administration (FHWA). This grant will fund the portion of the Downtown Bike Network project that connects the Elliot Bay Trail to the Waterfront Park Promenade and Bike Path along Alaskan Way between Broad St. and Virginia St. Design for this project will occur in 2021 and 2022 and construction is expected in 2023 and 2024. The grant funding constitutes approximately 30% of the project budget and a 13.5% local match is required, which has been budgeted.	\$2,400,000
10.10	Martin Luther King Way Jr PBL FHWA Grant Acceptance and Appropriation (Seattle Department of Transportation)	This item accepts and increases appropriation authority by \$1,800,000 in the Mobility-Capital BCL (BC-TR-19003) for grant funding from FHWA. This grant will fund the construction of a protected bike line and other pedestrian and bicycle safety improvements along Martin Luther King Jr. Way between Rainier Ave S and S Judkins St. Construction for this project is expected to begin in 2022. The grant funding constitutes approximately 25% of the project budget and a 13.5% local match is required, which has been budgeted.	\$1,800,000

Item #	Title	Description	Amount/FTE
10.11	MLK Jr Way PBL CNWA Grant Acceptance and Appropriation (Seattle Department of Transportation)	This item accepts grant funding from Washington State and increases appropriation authority by \$900,000 in the Seattle Department of Transportation, Transportation Fund, in the Mobility-Capital BCL (13000-BC-TR-19003). This grant will fund construction of a protected bike lane on Martin Luther King Jr Way S between Rainier Ave S and S Judkins St and make multimodal safety improvements at the intersection of Rainier Ave S and MLK Jr Way S. Design for this project will be complete in 2021 and construction is expected for 2022. There is no matching requirement for these Connecting Washington funds.	\$900,000
10.12	SW Admiral Way and Fairmount Ave N Bridge Grant Acceptance and Appropriation (Seattle Department of Transportation)	This item accepts a Local Bridge Program grant from the Washington State Department of Transportation for the SW Admiral Way/Fairmount Ave N Bridge, and increases appropriation authority by \$3,000,000 in the Seattle Department of Transportation in the Transportation Fund Major Maintenance/Replacement Budget Control Level (13000-BC-TR-19001). The department doesn't expect local match to be needed.	\$3,000,000
10.13	Lakeridge Playfield KC YASG Grants (Seattle Parks and Recreation)	This item increases appropriation authority by \$100,000 in the Seattle Parks and Recreation Department in the Park and Recreation Fund Fix It First Control Level (10200-BC-PR-40000). This Youth and Amateur Sports grant (YASG) from King County supports the Major Maintenance Backlog Master Project (MC-PR-41001), and will be used for improvements to Lakeridge Playfield. Specifically, grant funds will be used to fund the costs associated with playfield turf improvements and multi sports court resurfacing at Lakeridge Playfield. This is a reimbursable grant, requiring no match which the project budget satisfies. The grant expiration date is 12/31/22.	\$100,000

Item #	Title	Description	Amount/FTE
10.14	Boat Moorage Grant (Seattle Parks and Recreation)	This item increases appropriation authority by \$277,300 in the Seattle Parks and Recreation Department in the Park and Recreation Fund Fix It First Control Level (10200-BC-PR-40000). This grant from the State of Washington, Washington State Parks and Recreation Commission (WSPRC) acting by and through its Clean Vessel Act Program supports the Boat Moorage Restoration Master Project (MC-PR-15013) and will be used to install a sewage pump out location at South Leschi Moorage. This is a reimbursable grant, requiring a match of \$92,433 which the project budget satisfies. The grant expiration date is 05/01/23	\$277,300
10.15	NW Native Canoe Center WSDOC Grant 1 (Seattle Parks and Recreation)	This item increases appropriation authority by \$242,500 in the Seattle Parks and Recreation Department in the Park and Recreation Fund 2008 Parks Levy Control Level (10200-BC-PR-10000). This grant from the Washington State Department of Commerce (WSDOC), through the 2016 Local and Community Projects Program, supports the Northwest Native Canoe Development Master Project (MC-PR-15013) and will be used for capital expenditures related to the design and construction of the Northwest Native Canoe Center. Specifically, grants funds used toward construction will include but not be limited to the development of a 2,860 square foot one-story canoe carving center. This is a reimbursable grant, requiring a \$966,280 match which the project budget satisfies. The grant expiration date is 6/30/23	\$242,500

Item #	Title	Description	Amount/FTE
10.16	NW Native Canoe Center WSDOC Grant 2 (Seattle Parks and Recreation)	This item increases appropriation authority by \$966,280 in the Seattle Parks and Recreation Department in the Park and Recreation Fund 2008 Parks Levy Control Level (10200-BC-PR-10000). This grant from the Washington State Department of Commerce (WSDOC), through the 2020 Local and Community Projects Program, supports the Northwest Native Canoe Development Master Project (MC-PR-15013) and will be used for capital expenditures related to the design and construction of the Northwest Native Canoe Center. Specifically, grants funds used toward construction will include but not be limited to the development of a 2,860 square foot one-story canoe carving center. This is a reimbursable grant, requiring a \$242,500 match which the project budget satisfies. The grant expiration date is 6/30/23.	\$966,280
10.17	W. Queen Anne RCO Grant (Seattle Parks and Recreation)	This item increases appropriation authority by \$350,000 in the Seattle Parks and Recreation Department in the Park and Recreation Fund Fix It First Control Level (10200-BC-PR-40000). This grant from the Washington State Recreation and Conservation Office (RCO) supports the Major Maintenance Backlog Master Project (MC-PR-41001) and will be used for lighting improvements to West Queen Anne Playfield East. Specifically, grant funds will be used to replace the existing field lights that surround two baseball fields, and an overlapping soccer and ultimate Frisbee field: surrounding a three-acre field area. This is a reimbursable grant, requiring a \$441,000 match which the project budget satisfies. The grant expiration date is 07/31/23.	\$350,000

Item #	Title	Description	Amount/FTE
10.18	South Park KC YAS Grant (Seattle Parks and Recreation)	This item increases appropriation authority by \$200,000 in the Seattle Parks and Recreation Department in the Park and Recreation Fund Building for the Future Budget Control Level (10200-BC-PR-20000). This Youth and Amateur Sports grant (YASG) from King County supports the South Park Campus Improvements Master project (MC-PR-21003) and will be used towards improvements to the South Park campus. Specifically, grants funds will be used to assist with the costs of playfield improvements: natural turf conversion to full-size synthetic turf field with lighting. This is a reimbursable grant, requiring no match which the project budget satisfies. The grant expiration date is 12/31/22.	\$200,000
10.19	Maple Wood PF KC YAS Grant (Seattle Parks and Recreation)	This item increases appropriation authority by \$200,000 in the Seattle Parks and Recreation Department in the Park and Recreation Fund Fix It First Control Level (10200-BC-PR-40000). This Youth and Amateur Sports grant (YASG) from King County supports the supports the Major Maintenance Backlog Master Project (MC-PR-41001), and will be used for improvements to Maple Wood Playfield. Specifically, grant funds will be used to assist with the costs of playfield improvements which include new: drainage, irrigation, grass playing surface, dugouts, bleachers, and adjustments to allow for multiple sports. This is a reimbursable grant, requiring no match which the project budget satisfies. The grant expiration date is 12/31/22.	\$200,000

Item #	Title	Description	Amount/FTE
Section 11 – Appropriation Transfers – Capital Budgets			
11.1	Transfer Budget to NE 43rd Street Improvements from Northgate Bike/Pedestrian Improvements (Seattle Department of Transportation)	<p>This item transfers appropriation authority in the amount of \$200,000 from the Mobility Real Estate Excise Tax II Fund BCL (30020-BC-TR-19003) to Mobility Real Estate Excise Tax II Fund BCL (30020-BC-TR-19003).</p> <p>This item transfers budget from the Northgate Bike and Pedestrian Improvements MC-TR-C055 CIP to the NE 43rd Street Improvements MC-TR-C074 to cover costs needed to complete construction of the NE 43rd project. This transfer is needed in 2021 as the project is scheduled to reach substantial completion in August 2021 and physical completion in November 2021. There is no negative impact to the Northgate Bridge and Pedestrian Improvements CIP as this project is closed and the funding transferred through this item are project savings.</p>	\$0
11.2	Replace Bond Appropriation with Resources from Move Seattle Levy Fund (Seattle Department of Transportation)	<p>This item transfers appropriation authority in the amount of \$15,021,510 from fund 36800 (2021 Multipurpose Bond Fund) to fund 10398 (Move Seattle Levy Fund) in the Seattle Department of Transportation Mobility Capital Budget Control Level (BC-TR-19003) in the Northgate Bridge and 1st Ave MUP master project (MC-TR-C030). Additionally, this item transfers appropriation authority in the amount of \$6,978,490 from fund 36800 (2021 Multipurpose Bond Fund) to fund 10398 (Move Seattle Levy Fund) in the Seattle Department of Transportation Major Maintenance/Replacement Budget Control Level (BC-TR-19001) in the Arterial Asphalt/Concrete Ph 2 master project (MC-TR-C033). This is a net zero change and is needed due to a decision to cancel the issuance of a 2021 LTGO bond to support project spending in the Levy to Move Seattle portfolio.</p>	\$0

Item #	Title	Description	Amount/FTE
11.3	Transfer Move Seattle Levy Budget from Bridge Seismic, Bridge Rehab & AMM to AAC (Seattle Department of Transportation)	This item transfers appropriation authority in the amount of \$9,150,000 from Seattle Department of Transportation, in the Move Seattle Levy Major Maintenance/Replacement Budget Control Level (10398-BC-TR-19001) to Move Seattle Levy Major Maintenance/Replacement Budget Control Level (10398-BC-TR-19001). This transfer of \$9,150,000 to the Arterial Asphalt and Concrete (AAC) MC-TR-C033 CIP includes: \$2,750,000 from Bridge Seismic Phase III MC-TR-C008, \$4,500,000 from Bridge Rehab & Replacement Phase II MC-TR-C039, and \$1,900,000 from Arterial Major Maintenance MC-TR-C071. This request is necessary to satisfy AAC's current year project commitments. The loaning programs do not plan to use the \$9,150,000 in 2021 and this short-term loan will be paid back at the beginning of 2022. No negative impact is expected on the loaning programs.	\$0
11.4	Transfer between Arterial Asphalt/Concrete & Bridge/Structural Maintenance (Seattle Department of Transportation)	This item requests a net-zero transfer between Arterial Asphalt/Concrete (MC-TR-C033) and Bridge/Struct Mtc. (MO-TR-G005) to ensure that funds exist to in the operating project to fund non-levy eligible activities. Commercial Parking Tax resources, totaling \$363,521 are requested to be transferred out of Arterial Asphalt/Concrete and into Bridge/Struct Mtc. In return, Move Seattle Levy resources, totaling \$363,521 are requested to be transferred out of Bridge/Struct Mtc. into Arterial Asphalt/Concrete. Currently, the Bridge/Struct Mtc. operating project is 100% funded by Move Seattle Levy resources. There exists work in the Bridge/Struct Mtc. project that are ineligible to be funded by the Move Seattle Levy resources but that can be supported by Commercial Parking Tax revenues.	\$0

Item #	Title	Description	Amount/FTE
11.5	SPL-CIP New Master Project - Capital Equipment (Seattle Public Library)	This item creates a new CIP Project: (MC-PL-B3200 Major Capital Equipment) to accept a revenue neutral transfer from the Library operating budget. Larger depreciable equipment purchases, such as the Library's Automated Materials Handling System (AMHS), are more appropriately accounted for and tracked in the capital budget.	\$0
11.6	SPL IT Infrastructure Master Project Change (Seattle Public Library)	This item is a budget neutral transfer from Master Project code MC-PL-B3011 Major Maintenance (Budget Program PC-PL-B3000) to Library Master Project "IT Infrastructure" with Master Project code MC-PL-B3100 (Budget Program PC-PL-B3100). IT Infrastructure projects are better categorized under a distinct project rather than "major maintenance".	\$0
11.7	Solid Waste Fund - Appropriation Transfer Midway Landfill (Seattle Public Utilities)	This item transfers appropriation authority in the amount of \$3,500,000 from Seattle Public Utilities, from the Solid Waste Fund New Facilities Budget Control Level (45010-BC-SU-C230B) to the Solid Waste Fund Rehabilitation & Heavy Eqpt Budget Control Level (45010-BC-SU-C240B). Appropriation is being transferred from South Transfer Station Rebuild (MC-SU-C2302) to Midway Landfill (MC-SU-C2403). The Midway Landfill expenses are due to a negotiation settlement between Seattle Public Utilities and Sound Transit. Funding is available due to South Transfer Station phase 2 project rescope.	\$0
11.8	Drainage and Wastewater Fund - Appropriation transfer Customer Contact & Billing (Seattle Public Utilities)	This item transfers appropriation authority in the amount of \$1,276,893 from Seattle Public Utilities, from the Drainage and Wastewater Fund Technology Budget Control Level (44010-BC-SU-C510B) to the Drainage and Wastewater Fund Technology Budget Control Level (44010-BC-SU-C510B). Appropriation is being transferred from Asset Information Management (MC-SU-C5407) to Customer Contact & Billing (MC-SU-C5402). Funding was available to be transferred as the appropriation will be unspent in 2021.	\$0

Item #	Title	Description	Amount/FTE
11.9	Solid Waste Fund - Appropriation transfer Customer Contact & Billing (Seattle Public Utilities)	This item transfers appropriation authority in the amount of \$122,688 from Seattle Public Utilities, from the Solid Waste Fund Technology Budget Control Level (45010-BC-SU-C510B) to the Solid Waste Fund Technology Budget Control Level (45010-BC-SU-C510B). Appropriation is being transferred from Asset Information Management (MC-SU-C5407) to Customer Contact & Billing (MC-SU-C5402). The funding is available to be transferred due to unneeded appropriations.	\$0
11.10	Water Fund - Appropriation Transfer Water Infrastructure Hydrant Replacement Relocation (Seattle Public Utilities)	This item transfers appropriation authority in the amount of \$551,275 from Seattle Public Utilities, from the Water Fund Distribution Budget Control Level (43000-BC-SU-C110B) to the Water Fund Distribution Budget Control Level (43000-BC-SU-C110B). Appropriation is being transferred from Watermain Rehabilitation (MC-SU-C1129) to Water Infrastructure Water Hydrant Replacement Relocation (MC-SU-C1110). The Water Hydrant Replacement Relocation program is catching up with 2020 delays and a continuous demand with water hydrants.	\$0
11.11	Water Fund - Appropriation Transfer Water Infrastructure Water Main Extensions (Seattle Public Utilities)	This item transfers appropriation authority in the amount of \$621,333 in Seattle Public Utilities, from the Water Fund Distribution Budget Control Level (43000-BC-SU-C110B) to the Water Fund Distribution Budget Control Level (43000-BC-SU-C110B). Appropriation is being transferred from Watermain Rehabilitation (MC-SU-C1129) to Water Infrastructure Water Main Extensions (MC-SU-C1111). The Water Main Extensions program is catching up with 2020 delays and continuous demands with water main extensions work. Funding is available due to in-house resource availability that is limited for Watermain Rehabilitation program.	\$0

Item #	Title	Description	Amount/FTE
11.12	Water Fund - Appropriation Transfer Water Infrastructures New Taps (Seattle Public Utilities)	This item transfers appropriation authority in the amount of \$1,522,610 from Seattle Public Utilities, from the Water Fund Distribution Budget Control Level (43000-BC-SU-C110B) to the Water Fund Distribution Budget Control Level (43000-BC-SU-C110B). Appropriation is being transferred from Transmission Pipelines Rehab (MC-SU-C1207) to Water Infrastructure New Taps (MC-SU-C1113). The Water New Taps program is catching up with 2020 delay and continuous demands with new taps. Funding is available due to design plan changes and savings in the current year's budget for transmission pipeline rehabilitation program.	\$0
11.13	Water Fund - Appropriation Transfer Tolt Bridges (Seattle Public Utilities)	This item transfers appropriation authority in the amount of \$448,701 from Seattle Public Utilities, from the Water Fund Transmission Budget Control Level (43000-BC-SU-C120B) to the Water Fund Watershed Stewardship Budget Control Level (43000-BC-SU-C130B). Appropriation is being transferred from the Transmission Pipelines Rehabilitation (MC-SU-C1207) to Tolt Bridges (MC-SU-C1308). This project replaces the current infrastructure with two fish passable structures on Siwash Creek and Chuck Judd Creek in the South Fork Tolt Municipal Watershed. This work is required after the recent inspection with the Washington Department of Natural Resources (DNR) and Department of Fish and Wildlife (WDFW). Funding is available due to design plan changes and savings in the current year's budget for the transmission pipeline rehabilitation program.	\$0

Item #	Title	Description	Amount/FTE
11.14	Water Fund - Appropriation Transfer Other Major Tran Projects (Seattle Public Utilities)	This item transfers appropriation authority in the amount of \$854,022 from Seattle Public Utilities, from the Shared Cost Projects Budget Control Level (43000-BC-SU-C410B) to the Shared Cost Projects Budget Control Level (43000-BC-SU-C410B). Appropriation is being transferred from the Move Seattle Program - WF (MC-SU-C4119) to Other Major Transportation Projects - WF (MC-SU-C4123). The Other Major Transportation Project program is behind the original schedule from 2020. The design builder is working to catch up and re-sequence work in 2021. Funding is available due to Seattle Department of Transportation's sequence of work is pending. Hence, budget for Move Seattle program will not be expensed due to delays in construction.	\$0
11.15	Drainage and Wastewater Fund - Appropriation Transfer Rehabilitation (Seattle Public Utilities)	This item transfers appropriation authority in the amount of \$500,000 from Seattle Public Utilities, from the Drainage and Wastewater Fund Rehabilitation Budget Control Level (44010-BC-SU-C370B) to the Rehabilitation Budget Control Level (44010-BC-SU-C370B). Appropriation is being transferred from the Pipe Renewal Program (MC-SU-C3710) to Drainage Facilities Rehab (MC-SU-3711). The Drainage Rehab Program has slightly higher than expected spending due to it being a new program and estimates still being developed as the work is being determined.	\$0

Item #	Title	Description	Amount/FTE
11.16	Water, Drainage and Wastewater, and Solid Waste Fund Technology Transfer (Seattle Public Utilities)	This item transfers appropriation authority in the amount of \$683,728 from Seattle Public Utilities, from the Water Fund Technology Budget Control Level (43000-BC-SU-C510B) to the Water Fund Technology Budget Control Level (43000-BC-SU-C510B); \$830,019 in the Drainage and Wastewater Fund Technology Budget Control Level (44010-BC-SU-C510B) to the Drainage and Wastewater Fund Technology Budget Control Level (44010-BC-SU-C510B); and \$259,233 in the Solid Waste Fund Technology Budget Control Level (45010-BC-SU-C510B) to the Solid Waste Fund Technology Budget Control Level (45010-BC-SU-C510B). Appropriation is being transferred from Project Delivery & Performance (MC-SU-C5405) to the Customer Contact & Billing (MC-SU-C5402). The transfer is being requested to meet the additional spending within the Customer Contact & Billing Master Project.	\$0
11.17	Water Fund - Appropriation Transfer Regional Facility Other (Seattle Public Utilities)	This item transfers appropriation authority in the amount of \$750,000 from Seattle Public Utilities, from the Water Fund Shared Cost Projects Budget Control Level (43000-BC-SU-C410B) to the Water Fund Shared Costs Projects Budget Control Level (43000-BC-SU-C410B). This transfer to the Master Project Regional Facility - Other (MC-SU-C4107) is needed to offset a project's negative carryforward from 2020. The project overspent in 2020 due to the budget being in a placeholder elsewhere. The transfer of funds from the Master Project Bridging the Gap Program (MC-SU-C4119) is from a joint project with the Seattle Department of Transportation that will not accrue expenses for the remainder of the year due to a delay in construction.	\$0

Item #	Title	Description	Amount/FTE
11.18	Transfer Correction (Department of Finance and Administrative Services)	This item transfers appropriation authority in the amount of \$700,000 in the Department of Finance and Administrative Services from the REET 1 Capital Fund Fire Station 5 Budget Control Level (30010-MC-FA-FS5) to the REET I Capital Fund Fire Facilities South Lake Union Budget Control Level (30010-MC-FA-PSFSSLU). This transfer was done twice in error.	\$0
11.19	Customer Portal (Seattle City Light)	This item transfers \$2.6 million of budget to the Customer Focused CIP BSL from the Transmission & Distribution CIP BSL. The funds are needed to cover the increased costs in the customer portal project due to an extension in the project timeline. The customer service portal is dependent on the completion of the new CCB (Customer Care & Billing) project whose scheduled go-live was pushed out which subsequently caused a delay in the customer portal project. The additional funds will be used to support a change request with the vendor as well as extended labor time with SCL, SPU, and Seattle IT. Funds are available from Mobile Workforce Implementation because this project has been deferred until 2024.	\$0
11.20	Streetlight Arterial, Residential & Flood (Seattle City Light)	This item reallocates \$1.0 million of budget within the Customer Focused CIP BSL. The funds are needed to cover the costs of "Red Ticket" repairs in the Streetlight Arterial, Residential & Flood project. Red Ticket repairs are customer or City Light staff/crew reported streetlight system failures that need engineering & permitting to be repaired. Funds are available in the LED Streetlight program due delays on the Underdeck LED Lighting Upgrade project.	\$0

Item #	Title	Description	Amount/FTE
11.21	Denny Substation Tenant Improvements (Seattle City Light)	This item transfers \$560,000 of budget to the Power Supply CIP BSL from the Transmission & Distribution CIP BSL. Funds are needed to cover remaining work for design and construction management of the Denny East Elevated Walkway and the SE Denny Shell Space projects. Funds are available in the Transmission Tower Refurbishment project due to delays in the planning phase.	\$0
11.22	Reimagining City Light Workspace (Seattle City Light)	This item reallocates \$6.4 million of budget within the Power Supply CIP BSL and transfers \$750,000 of budget from the Transmission & Distribution CIP BSL to the Power Supply CIP BSL. Funds are needed to cover the costs of the Seattle Municipal Tower Reimagining project/restacking plan which was not funded in the 2021 budget. This project has additional funding proposed in 2022-2024 through a 2022 budget request. The funds will cover costs to address physical work environment upgrades to individual and collaborative workspaces. Funds are available from a number of facility projects that have either been canceled or deferred in order to support funding for this higher priority project.	\$0
11.23	Boundary Unit 54 Generator Rebuild (Seattle City Light)	This item reallocates \$1.3 million of budget within the Power Supply CIP BSL. Funds are needed to cover the higher than anticipated labor costs of the unit 54 generator rebuild. Funds are available from Unit 52 due to a delayed public works contract and other Boundary projects with savings or delays due to insufficient staff resources.	\$0
11.24	Boundary Unit 51 Generator Rebuild (Seattle City Light)	This item reallocates \$1.15 million of budget within the Power Supply CIP BSL. Funds are needed to cover the higher than anticipated labor costs of the unit 51 generator rebuild. Funds are available from Boundary minor emergent and facilities projects which are delayed to fund this higher priority project.	\$0

Item #	Title	Description	Amount/FTE
11.25	Diablo Switchyard Breaker 240-30 (Seattle City Light)	This item reallocates \$940,000 of budget within the Power Supply CIP BSL. Funds are needed to cover the costs of emergency work to replace a Diablo Switchyard Breaker. The funds are available from the Newhalem Powerhouse Unit 20 project due to delays with license negotiations, and the Boundary Control Room Alarm System and Ross Exciters 41-44 projects due to delays as staff resources are allocated to this higher priority project.	\$0
11.26	Ross Governors (Seattle City Light)	This item reallocates \$1.0 million of budget within the Power Supply CIP BSL. Funds are needed to cover change orders and higher than estimated labor for the Ross Governors. Funds are available from Skagit Facility Conservation, Ross Dam AC/DC, Skagit Boating Improvement and Boundary Station Service Transformer Replacement due to project delays or deferments.	\$0
11.27	Cedar Falls Powerhouse Penstock (Seattle City Light)	This item reallocates \$600,000 of budget within the Power Supply CIP BSL. Funds are needed to cover the costs of the penstock study which was originally charged to O&M but now needs to be capitalized for \$400,000 plus \$200,000 in additional labor costs that were not budgeted but are needed to complete the final construction work of the new platform of the penstock at the Cedar Falls Powerhouse. Funds are available in other Cedar Falls projects due to delays.	\$0
11.28	Meter Additions (Seattle City Light)	This item transfers \$100,000 from the Transmission & Distribution CIP BSL to the Customer Focused CIP BSL. Funds are needed to cover higher than expected meter purchases. Funds are available in the Special Work Equipment Technical Metering project which has been canceled.	\$0

Item #	Title	Description	Amount/FTE
11.29	Skagit Relicensing (Seattle City Light)	This item reallocates \$2.4 million of budget within the Power Supply CIP BSL. Funds are needed to cover the additional commitments in the Integrated Licensing Process (ILP) Relicensing Study Plan. Costs in the Revised Study Plan include Project Management coordination, technical consultation support, Resource Working Group communication, and outside counsel and strategy team costs. Funds are available in the Boundary Licensing Mitigation project due to delays in program implementation.	\$0
11.30	Network Additions - First Hill, Massachusetts, Union & University (Seattle City Light)	This item reallocates \$2.5 million of budget within the Customer Focused CIP BSL. Funds are needed to cover the costs of a rise in service applications and needed system work ahead of service connections due to zoning changes in the University District area. Funds are available from Overhead Outage Replacements due to project savings and North Downtown Network Services due to several large service transfer delays in the South Lake Union Network.	\$0
11.31	Large & Medium Services (Seattle City Light)	This item reallocates \$4.0 million of budget within the Customer Focused CIP BSL. The funds are needed to cover the costs of Large & Medium Service Overhead and Underground Services customer requests that have increased due to a rebound from COVID delays last year. The funds are available from North Downtown Network Services due to several large service transfer delays in the South Lake Union Network. Funds are also available from customer reimbursements on Medium Overhead and Underground Services. A subsequent CIP transaction adds \$2.0 million in revenue-backed appropriation authority to this same project.	\$0

Item #	Title	Description	Amount/FTE
11.32	Small Services (Seattle City Light)	This item reallocates \$3.0 million of budget within the Customer Focused CIP BSL. Funds are needed to cover the costs of Small Overhead and Underground Services customer requests that have increased due to a rebound from COVID delays last year. The funds are available from Local Transportation Driven Relocations due to Franchise Cities delaying major projects mainly due to lack of funding.	\$0
11.33	Tolt Emergency Communications Upgrade (Seattle City Light)	This item reallocates \$1.2 million of budget within the Transmission & Distribution CIP BSL. Funds are needed to cover the higher than expected costs for the Tolt emergency communications upgrade being shared with Seattle Public Utilities. Funds are available in Central Fiber Rings and Communication Improvements because these projects have been deferred as labor resources were moved to other higher priority projects.	\$0
11.34	Major Emergency (Seattle City Light)	This item reallocates \$1.0 million of budget within the Customer Focused CIP BSL and transfers \$3.0 million of budget from the Transmission & Distribution CIP BSL to the Customer Focused CIP BSL. Funds are needed to cover the costs of major storms during the first three months of the year which took project spending over the annual budget. Funds are available in Substation Capacity Additions, Substation Automation, Transmission Reliability, Broad St. Substation Networks, and Network Additions & Services - Broad St. Sub due to a combination of underspend in those projects and the deferment of some of the work.	\$0

Item #	Title	Description	Amount/FTE
11.35	Overhead Customer Capacity Additions - Cedar Falls (Seattle City Light)	This item reallocates \$3.0 million of budget within the Transmission & Distribution CIP BSL. Funds are needed to cover the costs of system rerouting at the Cedar Falls Substation for new Seattle Public Utilities buildings and for capacity upgrades to feed the new buildings. Seattle Public Utilities will reimburse some of these costs. Funds are available in Overhead and Underground 26kV projects due to delays as a result of insufficient labor resources available.	\$0
11.36	Underground Customer & System Capacity Additions (Seattle City Light)	This item reallocates \$2.0 million of budget within the Transmission & Distribution CIP BSL. The additional funds are needed due to higher than expected activity associated with a rebound after COVID delays. The funds will be used to cover the costs for customer-requested underground locations at Terminal 5 in West Seattle and at 701 Dexter N. A portion of these costs are reimbursed by the customer. The funds will also be used for underground system locations for 4500 NE 41st St Old Laurelhurst Sub and Feeder 2774 cable replacement. Funds are available in Massachusetts and First Hill Network projects due to delays as a result of insufficient labor resources available.	\$0
11.37	University Substation Network (Seattle City Light)	This item reallocates \$500,000 of budget within the Transmission & Distribution CIP BSL. Funds are needed to cover the system work to increase the capacity of network feeders in the University Substation Network. The system work is necessary to provide the extra power for three large customers that were moved up on the service schedule and were not budgeted this year. Funds are available in Denny Substation Network due to savings in the project.	\$0

Item #	Title	Description	Amount/FTE
11.38	Creston-Nelson to Integrate East Feeder Installation (Seattle City Light)	This item transfers \$300,000 of budget from the Customer Focused CIP BSL to the Transmission & Distribution CIP BSL. Funds are needed to cover the costs of feeder getaways, which are the section of underground concrete ducts or pipes for the cables and circuit connecting the distribution feeder outside the substation back to the transformer inside the substation, in the Creston-Nelson to Integrate East Feeder Installation project. Funds are available in Substation Plant Improvements due to delays as a result of insufficient labor resources available.	\$0
11.39	Accelerated Pole Replacements (Seattle City Light)	This item reallocates \$7.0 million of budget within the Transmission & Distribution CIP BSL. Funds are needed because the original per pole cost estimates to develop the budget were too low. The increase is primarily due to the rise in contractor costs. Funds are available in Substation projects due to delays as a result of insufficient labor resources available.	\$0
11.40	Transfer \$900k to PMP-NSP for Sand Point Way from PMP-SS (Seattle Department of Transportation)	This item transfers appropriation authority in the amount of \$900,000 within the Seattle Department of Transportation, within the Transportation Fund Mobility Capital Budget Control Level (13000-BC-TR-19003), from PMP-School Safety Program (MC-TR-C059) to PMP-New Sidewalks (MC-TR-C058). This transfer is needed to cover costs for the Sand Point Way project that is in the PMP-New Sidewalks Program. In addition this transfer is needed to correct a fund transfer legislated via ordinance 126210 as it would create negative budget in the PMP-New Sidewalks Program.	\$0

Item #	Title	Description	Amount/FTE
11.41	Water Fund - Appropriation Transfer Water Infrastructure New Taps (Seattle Public Utilities)	This item transfers appropriation authority in the amount of \$500,000 from Seattle Public Utilities, from the Water Fund Distribution Budget Control Level (43000-BC-SU-C110B) to the Water Fund Distribution Budget Control Level (43000-BC-SU-C110B). Appropriation is being transferred from Watermain Rehabilitation (MC-SU-C1129) to Water Infrastructure New Taps (MC-SU-C1113). The Water New Taps program is catching up with 2020 delay and continuous demands with new taps. Funding is available due to design plan changes and savings in the current year's budget for transmission pipeline rehabilitation program.	\$0
11.42	Drainage and Wastewater Fund - Appropriation Transfer Beneficial Uses Prog (Seattle Public Utilities)	This item transfers appropriation authority in the amount of \$1,000,000 from Seattle Public Utilities, from the Drainage and Wastewater Fund Protection of Beneficial Uses Program Budget Control Level (44010-BC-SU-C333B) to the Protection of Beneficial Uses Program Budget Control Level (44010-BC-SU-C333B). Appropriation is being transferred from the GSI for Protection of Beneficial Use (MC-SU-C3316) to Beneficial Uses Program (MC-SU-3317). The Beneficial Uses Program has slightly higher than expected spending.	\$0
11.43	Solid Waste Fund - Appropriation Transfer STS2 Misc Improvements (Seattle Public Utilities)	This item transfers appropriation authority in the amount of \$500,000 from Seattle Public Utilities, from the Solid Waste Fund New Facilities Budget Control Level (45010-BC-SU-C230B) to the Solid Waste Fund New Facilities Budget Control Level (45010-BC-SU-C230B). Appropriation is being transferred from South Recycling Facility (MC-SU-C2302) to Miscellaneous Station Imprvmnt (MC-SU-C2303). The Miscellaneous Station Imprvmnt program is continuing new station improvement projects. Funding is available due to design plan changes and savings in the current year's budget for the South Recycling Center.	\$0

Item #	Title	Description	Amount/FTE
Section 12 – Position Adds			
12.1	Equitable Community Initiative K-12 Program Advisor (Department of Education and Early Learning)	This item creates 1 full-time position for the Department of Education and Early Learning (DEEL) to support implementation of the Equitable Communities Initiative (ECI) in Budget Control Level (DEEL-BO-EE-IL200). This position will perform outreach and engagement with community to get feedback and input to inform the development of the Equity and Cultural Education Fund Request for Investment (RFI). The Program Advisor will also manage the RFI evaluation and selection process, including technical assistance to community-based organizations during the proposal development process; oversee the development and implementation of contracts as well as provide ongoing support once awardees are selected for funding. Finally, the advisor will work with funded partners to create and staff an informal learning network meant to connect awarded organizations and give space to learn from each other's work.	1.0
12.2	Sr. Grants & Contracts Specialist for ECI Programs (Human Service Department)	This item creates 1 full-time FTE in the Human Services Department. This position will develop, implement, and manage service contracts related to the Equitable Communities Initiative budget added to HSD for a program supporting formerly incarcerated BIPOC people.	1.0
12.3	Equitable Communities Initiative Taskforce Staffing (Office of Economic Development)	This item creates 4.0 full-time positions funded by investments made in the Office of Economic Development (OED) via the Equitable Communities Initiative Task Force. The positions will be responsible for supporting the staffing needs materializing from the \$9.7 million in ongoing investments made into new OED programming to support small business and to encourage Black, Indigenous, and People of Color (BIPOC) individuals to engage in the health career field. These pockets will sunset at the end of 2022.	4.0

Item #	Title	Description	Amount/FTE
12.4	Add Incentive Program Staff (Office of Housing)	This item creates 1 full-time Manager 1 position for the incentive and land-use related housing programs in the Office of Housing, specifically the MHA (Mandatory Housing Affordability) and MFTE (Multifamily Tax Exemption) programs. The position will be responsible for the overarching components of program management, including interpretation of code, reporting (development of templates, writing annual reports, responding to other ad hoc report requests and data quality control), resolution of customer disputes, and technical negotiations with SDCI on topics such as process flow. The position would also provide supervision to the three direct reports doing transactional work on the programs. Currently OH has one Manager 3 overseeing a wide range of work in OH, including incentive and land use related housing programs, weatherization programs, home repair programs, and city and regional planning as it relates to housing. The requested position would be fully paid for by MHA administrative funds and MFTE revenue. OH is requesting the position urgently, as the volume of transactions remains high and the nature of the work continues to grow in complexity.	1.0

Item #	Title	Description	Amount/FTE
12.5	Add Capital Investments Staff (Office of Housing)	This item creates 1 full-time Planning and Development Specialist II position in the Capital Investments unit in the Office of Housing. Existing staff in this unit are lenders who evaluate and underwrite affordable housing projects. The requested new position would separate the complex transactional and compliance work related to these projects, thereby allowing OH lenders to focus on maximizing City funds for affordable housing development. The new position would prepare drafts of loan documents, review title and surveys, monitor compliance with federal and local policies, and ensure adequate documentation in project files. In addition, the position would work with Law on project closings, coordinate with the OH finance unit on wire transfers and audit inquiries, and respond to data requests on OH's capital investments. Through 2023, the requested position would be paid for by the balance of administrative funds from the 2016 Housing Levy, supplemented by MHA administrative funds. Beyond 2023, the cost of this position will be factored into the administrative needs of the next Housing Levy. OH is requesting the position urgently, as the volume of transactions remains high and the nature of the work continues to grow in complexity.	1.0
12.6	SMC-21Q3-1 Programs and Services Position Abrogation Job Class Correction (Seattle Municipal Court)	This item is meant to correct the legislative record for various position changes made incorrectly in the 2021 Adopted Budget 00100-BO-MC-4000 SMC Programs and Services.	5.5
12.7	Add 1.0 FTE Field Coordinator for RV remediation and expanded Encampment Bag program (Seattle Public Utilities)	This item adds position authority for 1.0 FTE pocket request for a Field Coordinator in Seattle Public Utilities (SPU), in the General Fund, in the Utility Service and Operations BSL (00100-BO-SU-N200B). This request is necessary to staff a position who will connect individuals residing in RVs/vehicles to resources, facilitate trash removal around vehicles in the ROW, and manage storage of personal belongings.	1.0

Item #	Title	Description	Amount/FTE
12.8	Quality Assurance Additional Positions (Seattle Information Technology Department)	This item creates six full time positions in Seattle IT (50410-BO-IT-D0600). These positions are needed to support client requests for Quality Assurance (QA) resources on capital projects or other billable IT projects. Seattle IT does not have the current QA resources to meet project demand and this shortfall is delaying the completion of current projects and the start of new projects. This request is for position authority only, as funding to support these resources is already appropriated in the project budgets.	6.0
12.9	Critical IT Cyber Security Positions (Seattle Information Technology Department)	This item creates 3.0 full time sunset positions in Seattle IT. These resources will support critical security and vulnerability detection work for City devices and systems exacerbated by the growth of remote work. This request is for position authority only, as Seattle IT currently has the funding for this body of work from the Seattle Rescue Plan.	3.0
12.10	Utility Enterprise Content Management Positions (Seattle Information Technology Department)	This item creates two full time positions in Seattle IT (50410-BO-IT-D0600). These positions are needed to support new platform and system functionalities recently implemented on Seattle City Light's (SCL) Enterprise Content Management System. This request is for position authority only, as positions still need to be classified and filled, and we do not anticipate material spending in 2021. Seattle IT plans to submit a legislated amendment next year for the needed 2022 budget appropriation and will fund that appropriation via direct bill to SCL.	2.0

Item #	Title	Description	Amount/FTE
12.11	Lobbying Administration 1.0 FTE (Ethics and Elections Commission)	This item increases appropriation authority by \$106,188 and creates one full-time Strategic Advisor 1, Exempt position in the Seattle Ethics and Elections Commission to address new work due to recent amendments to the City's Lobbying Code, and to assist with an expanding body of work related to the administration of campaign finance and lobbying laws. An emergency pocket was approved in April 2021 and the position was hired in May. This request would fund the position from May through December of 2021. The 2022 Proposed Budget includes a proposal to make this position permanent.	1.0
12.12	Add two SCERS Positions (Employees' Retirement System)	On Oct 14, 2021, the SCERS Board of Administration approved the creation of two new FTE positions: 1 Senior Retirement Specialist and 1 Retirement Specialist in order to maintain service levels and meet SCERS Vision in the face of rising demand. These positions will be paid for using existing fund balance derived from employer and employee contributions, and investment revenue.	2.0
12.13	Community Policing Development Microgrant (Seattle Police Department)	This item increases appropriation authority by \$124,762 in the Chief of Police BSL from the Office of Community Oriented Policing Services (COPS Office). This funding supports implementation of Peace Dialogues with SPD Officers and Community Members. The funding will be used for personnel costs, supplies, training, and contracting with an evaluator for the program. The contract term runs from September 1, 2021 to August 31, 2022. There are no matching requirements or capital improvement projects associated with this item. This grant will support 0.5 FTE positions intended to sunset at the end of funding.	0.5
Section 13 – Position Reductions			
13.1	SMC-21Q3-1 Programs and Services Position Abrogation Job Class Correction (Seattle Municipal Court)	This item is meant to correct the legislative record for various position changes made incorrectly in the 2021 Adopted Budget 00100-BO-MC-4000 SMC Programs and Services.	(5.0)

Item #	Title	Description	Amount/FTE
13.2	Sunset Date Position Fix (Department of Education and Early Learning)	This item corrects a position add included in the Second Quarter Supplemental Budget. The intent of the change included in the Second Quarter Supplemental Budget was to remove a sunset date from an existing position, rather than add a new position. This item reverses the position add and removes the sunset date on the existing position, a full-time administration staff analyst position in the Department of Education and Early Learning (DEEL). The position is funded by the Families Education Preschool and Promise (FEPP) Levy.	(1.0)



Legislation Text

File #: CB 120040, Version: 1

CITY OF SEATTLE

ORDINANCE _____

COUNCIL BILL _____

AN ORDINANCE amending Ordinance 126000, which adopted the 2020 Budget, including the 2020-2025 Capital Improvement Program (CIP); changing appropriations to various departments and budget control levels, and from various funds in the Budget; and ratifying and confirming certain prior acts; all by a 3/4 vote of the City Council.

BE IT ORDAINED BY THE CITY OF SEATTLE AS FOLLOWS:

Section 1. In order to pay for necessary costs and expenses incurred or to be incurred in 2020, but for which insufficient appropriations were made due to causes that could not reasonably have been foreseen at the time of making the 2020 Budget, appropriations for the following items in the 2020 Budget are increased from the funds shown, as follows:

Item	Department	Fund	Budget Summary Level/ BCL Code	Amount
1.1	Executive (Office of Housing)	General Fund (00100)	Homeownership & Sustainability (00100-BO-HU-2000)	\$6,149,753
1.2	Executive (Office of Housing)	Office of Housing Fund (16600)	Homeownership & Sustainability (16600-BO-HU-2000)	\$425,130
1.3	Seattle Department of Transportation	Transportation Fund (13000)	Leadership and Administration (13000-BO-TR-18001)	\$9,441,228
1.4	Seattle Parks and Recreation	Park And Recreation Fund (10200)	Departmentwide Programs (10200-BO-PR-30000)	\$455,229
1.5	Seattle Public Utilities	General Fund (00100)	General Expense (00100-BO-SU-N000B)	\$399,522

1.6	Seattle Public Utilities	General Fund (00100)	Leadership and Administration (00100-BO-SU-N100B)	\$11,939
1.7	Seattle Public Utilities	Water Fund (43000)	Utility Service and Operations (43000-BO-SU-N200B)	\$8,358,276
1.8	Seattle Public Utilities	Drainage and Wastewater Fund (44010)	Utility Service and Operations (44010-BO-SU-N200B)	\$4,818,298
Total				\$30,059,375

Section 2. The appropriations and project allocations for the following items in the 2020 Budget are modified for Seattle Public Utilities from the funds shown, as follows:

Item	Department	Fund	Budget Summary Level/ BCL Code	CIP Project Appropriation Change	CIP Project Name
2.1	Seattle Public Utilities	Water Fund (43000)	Habitat Conservation Program (43000-BC-SU-C160B)	\$501,417	Downstream Fish Habitat (MC-SU-C1607)
			Transmission (43000-BC-SU-C120B)	\$(501,417)	Transmission Pipelines Rehab (MC-SU-C1207)
Total				\$0	

Section 3. This ordinance shall take effect and be in force 30 days after its approval by the Mayor, but if not approved and returned by the Mayor within ten days after presentation, it shall take effect as provided by Seattle Municipal Code Section 1.04.020.

Passed by a 3/4 vote of all the members of the City Council the _____ day of _____, 2021, and signed by me in open session in authentication of its passage this _____ day of _____, 2021.

President _____ of the City Council

Approved / returned unsigned / vetoed this _____ day of _____, 2021.

Jenny A. Durkan, Mayor

Filed by me this _____ day of _____, 2021.

Monica Martinez Simmons, City Clerk

(Seal)

SUMMARY and FISCAL NOTE*

Department:	Dept. Contact/Phone:	CBO Contact/Phone:
City Budget Office	Ben Noble/4-8160	

** Note that the Summary and Fiscal Note describes the version of the bill or resolution as introduced; final legislation including amendments may not be fully described.*

1. BILL SUMMARY

Legislation Title: AN ORDINANCE amending Ordinance 126000, which adopted the 2020 Budget, including the 2020-2025 Capital Improvement Program (CIP); changing appropriations to various departments and budget control levels, and from various funds in the Budget; and ratifying and confirming certain prior acts; all by a 3/4 vote of the City Council.

Summary and background of the Legislation: This legislation will implement various adjustments to the 2020 Adopted Budget that are needed to complete the City's accounting process for the year.

The proposed legislation includes discrete actions that amend the 2020 Adopted Budget by adding budget authority to various departments to address unanticipated expenses and correct accounting errors which resulted in spending exceeding a budget control level's budget authority.

2. CAPITAL IMPROVEMENT PROGRAM

Does this legislation create, fund, or amend a CIP Project? ☐ Yes ☒ No

3. SUMMARY OF FINANCIAL IMPLICATIONS

Does this legislation amend the Adopted Budget? ☒ Yes ☐ No

	General Fund \$		Other \$	
	2020	2021	2020	2021
Appropriation change (\$):	\$6,561,210	\$0	\$23,498,162	\$0
	Revenue to General Fund		Revenue to Other Funds	
	2020	2021	2020	2021
Estimated revenue change (\$):	\$0	\$0	\$0	\$0
	No. of Positions		Total FTE Change	
	2020	2021	2020	2021
Positions affected:	0	0	0	0

Does the legislation have other financial impacts to the City of Seattle that are not reflected in the above, including direct or indirect, short-term or long-term costs?
No. Please see Summary Attachment A for details on 2020 spending.

Is there financial cost or other impacts of *not* implementing the legislation?

The same objectives could not be achieved without this legislation.

3.a. Appropriations

X This legislation adds, changes, or deletes appropriations.

See Summary Attachment A for details on 2020 spending.

Is this change one-time or ongoing?

All are one-time.

4. OTHER IMPLICATIONS

a. Does this legislation affect any departments besides the originating department?

No.

b. Is a public hearing required for this legislation?

No.

c. Does this legislation require landlords or sellers of real property to provide information regarding the property to a buyer or tenant?

No.

d. Is publication of notice with *The Daily Journal of Commerce* and/or *The Seattle Times* required for this legislation?

No.

e. Does this legislation affect a piece of property?

No.

f. Please describe any perceived implication for the principles of the Race and Social Justice Initiative. Does this legislation impact vulnerable or historically disadvantaged communities? What is the Language Access plan for any communications to the public?

See Summary Attachment A for any RSJI implications.

g. If this legislation includes a new initiative or a major programmatic expansion: What are the specific long-term and measurable goal(s) of the program? How will this legislation help achieve the program's desired goal(s).

Not applicable.

List attachments/exhibits below:

Summary Attachment A – 2020 Budget Exceptions Ordinance Summary Detail Table

2020 Budget Exceptions Ordinance Summary Detail Table

Item #	Title	Description	Amount/FTE
Section 1 – Appropriation Increases			
1.1	2020 Budget Exception (Office of Housing)	This item provides a retroactive appropriation increase of \$6,149,753 in the General Fund Homeownership & Sustainability BSL. This increased appropriation addresses a technical error in the 2020 Adopted Budget. This budget action is net neutral as OH did not expend any budget in their general fund BSLs related to council appropriations in order to accurately reflect Council’s intention as it was clearly described in the 2020 adopted budget. This appropriation addresses a negative appropriation in the 2020 Adopted Budget. There are no on-going implications of this budget exception that will need to be addressed in the future.	\$6,149,753
1.2	2020 Budget Exception (Office of Housing)	This item provides a retroactive appropriation increase of \$425,130 in the Homeownership & Sustainability BSL. Due to the automated PeopleSoft carryforward processes, OH's budget appropriation in the Homeownership & Sustainability BSL was reduced by half from negative carryforward from the previous year. 2020 spending in this BSL followed expectations of the appropriation in the 2020 Adopted Budget. However, because of the automated carryforward adjustment, the BSL resulted in an inadequate balance of authority. This appropriation is budget neutral as the Leadership & Administration BSL inadvertently received excess appropriations through the same automated carryforward process. OH has instituted new year-end processes to that will eliminate this technical error moving forward.	\$425,130

Item #	Title	Description	Amount/FTE
1.3	2020 Budget Exception (Seattle Department of Transportation)	<p>This item provides a retroactive appropriation increase of \$9,441,228 for the Seattle Department of Transportation to pay unanticipated costs in the Leadership & Administration BSL for higher expenses in indirect costs and equipment than were projected in the 2020 Adopted Budget, primarily due to the COVID-19 pandemic. The pandemic impacted the Leadership & Administration (L&A) BSL in two ways in 2020: 1) higher paid absence expense, and 2) less work performed in direct projects, resulting in both lower overhead recovery and lower equipment cost recovery. At the beginning of the pandemic, in order to maintain the health and safety of our front-line workforce, the City created a new paid COVID-19 Administrative Leave option for high-risk employees who did not have telework opportunities. This resulted in SDOT's Paid Absence expense in the L&A BSL being \$4.4 million higher than budgeted. In addition, the lower number of employees available to work in person, combined with the economic and safety impacts of the pandemic, reduced the amount of work done in direct projects compared to what was budgeted. Equipment cost recovery is generated by equipment use in direct projects; with less work in direct projects, equipment use dropped and equipment cost recovery was \$3.9 million lower than budgeted.</p> <p>There were two types of additional costs that contributed to higher than expected expenditures in the L&A BSL, beyond those caused by the pandemic. Whereas equipment costs are largely based on asset ownership and tend to be relatively steady year-to-year, actual equipment costs in 2020 were \$1.1 million higher than budgeted due to an unexpected, retroactive special billing for fleet adds in 2017-2019. In addition, approximately \$0.3 million of the appropriation increase is related to encumbrances on existing purchase orders.</p>	\$9,441,228
1.4	2020 Budget Exception (Seattle Parks and Recreation)	<p>This item provides a retroactive appropriation increase of \$455,229 for Seattle Parks and Recreation to correct a technical error in the Departmentwide BSL (BO-PR-30000) caused by the COVID-19 realignment of the Park Fund (10200) and the Park District (19710).</p>	\$455,229

Item #	Title	Description	Amount/FTE
1.5	2020 Budget Exception (Seattle Public Utilities)	This item provides a retroactive appropriation increase of \$399,522 for Seattle Public Utilities to pay unanticipated expenses from the General Expense BSL for public litter can collections.	\$399,522
1.6	2020 Budget Exception (Seattle Public Utilities)	This item provides a retroactive appropriation increase of \$11,939 for Seattle Public Utilities to pay unanticipated expenses from the Leadership and Administration BSL.	\$11,939
1.7	2020 Budget Exception (Seattle Public Utilities)	This item provides a retroactive appropriation increase of \$8,358,276 for Seattle Public Utilities to pay unanticipated expenses from the Utility Services and Operations BSL for operational and maintenance costs due to COVID, specifically due to not being able to dispatch capital project crews for safety and logistical reasons.	\$8,358,276
1.8	2020 Budget Exception (Seattle Public Utilities)	This item provides a retroactive appropriation increase of \$4,818,298 amount for Seattle Public Utilities to pay unanticipated expenses from the Utility Service and Operations BSL for operations and maintenance costs incurred due to COVID, specifically due to the inability to dispatch capital project crews for safety and logistical reasons.	\$4,818,298
Section 2 – Appropriation Transfers – Capital Budgets			
2.1	Habitat Conservation Program 2020 Exception (Seattle Public Utilities)	This item provides a retroactive appropriation increase of \$501,417 for Seattle Public Utilities for the Habitat Conservation Program BSL, in order to pay unanticipated expenses from the Habitat Conservation Program for watersheds work that is shared between SPU and King County. This is funded via a corresponding retroactive transfer of \$501,417 from the from the Transmission BSL. The costs for this body of work will be reimbursed by King County.	\$0



Legislation Text

File #: Res 32026, **Version:** 2

CITY OF SEATTLE

RESOLUTION _____

A RESOLUTION requesting King County and the State of Washington to increase services to address behavioral health conditions.

WHEREAS, the term “behavioral health services” is understood to incorporate mental health services and substance use disorder treatment; and

WHEREAS, King County created and operates the King County Integrated Care Network, which encompasses all behavioral health providers in King County who provide Medicaid-funded behavioral health services; and

WHEREAS, King County is the Behavioral Health Administrative Services Organization for the county, which is responsible for the provision of behavioral health services to people who are in crisis; and

WHEREAS, the State of Washington has substantial influence over the availability of services and stability of the behavioral health workforce, including through investments in the newly created 988 hotline for mental health crises, setting behavioral health Medicaid rates, and provision of non-Medicaid behavioral health resources; and

WHEREAS, the 2020 Point-in-Time Count of people experiencing homelessness in King County estimates that 54 percent of people experiencing homelessness have a psychiatric or emotional condition, 44 percent have a substance use disorder, and 47 percent have post-traumatic stress disorder; and

WHEREAS, the most recent results from the Washington State Syringe Exchange Health Survey conducted by the University of Washington found that 82 percent of respondents whose main drug was heroin and 48 percent whose main drug was methamphetamine were interested in reducing or stopping their drug use;

and

WHEREAS, the most recent National Survey on Drug Use and Health conducted by the U.S. Department of Health and Human Services estimates that 487,000 people in Washington need but do not receive treatment at a specialty facility for substance use; and

WHEREAS, the February 1, 2021, results of the Household Pulse Survey conducted by the Centers for Disease Control and Prevention estimated that 46.3 percent of adults in Washington reported symptoms of anxiety or depression and 30.1 percent were unable to get needed counseling or therapy; and

WHEREAS, the most recent National Survey on Drug Use and Health conducted by the U.S. Department of Health and Human Services estimates that 52 percent of Washingtonians ages 12 through 17 who have depression did not receive any care in the last year; and

WHEREAS, research published by Veronica Dupéré in the *Journal of Adolescent Health* indicates that high school students with depression are more than twice as likely to drop out of school as their peers; and

WHEREAS, in March 2021, Washington State Governor Jay Inslee signed an emergency proclamation declaring a children and youth mental health crisis and directed the Washington Health Care Authority and Department of Health to immediately begin work on recommendations for supporting the behavioral health needs of children and youth over the next six to 12 months and to address and triage the full spectrum of rising pediatric behavioral health needs; and

WHEREAS, Public Health-Seattle and King County reports a 30 percent increase in behavioral health crisis calls from January 2020 to September 2021; and

WHEREAS, a ranking by Mental Health America of low prevalence of mental illness and high access to care in 2020 places Washington forty-sixth out of all states and the District of Columbia; and

WHEREAS, King County currently funds the Crisis Solutions Center, a voluntary crisis stabilization facility that provides up to 72 hours of stabilization, monitoring, and referral services for individuals in behavioral crisis and up to 14 days of additional residential services for individuals who are homeless or

at risk of homelessness; and

WHEREAS, the Crisis Solutions Center typically accepts referrals from first responders and designated crisis responders, not a broader range of service domains and agencies, such as behavioral health agencies, homelessness service providers, or diversion programs; and

WHEREAS, King County funds three Mobile Crisis Teams of mental health and substance use disorder professionals that help individuals in crisis stabilize and connect with services; and

WHEREAS, it is estimated that three additional Mobile Crisis Teams would be necessary to provide coverage to the entire county 24 hours per day, seven days per week; and

WHEREAS, the existing post-crisis follow-up teams may meet only one-sixth of the total need for these services in the county; and

WHEREAS, a meeting of providers and local leaders in October 2021 to discuss the behavioral health services in King County identified 18 recommendations to strengthen the system; and

WHEREAS, the City budget, through multiple budget actions, provides funds to expand behavioral health services, including school-based services; NOW, THEREFORE,

**BE IT RESOLVED BY THE CITY COUNCIL OF THE CITY OF SEATTLE, THE MAYOR
CONCURRING, THAT:**

Section 1. The Council supports requests presented to King County's Department of Community and Human Services to increase funding for behavioral health resources to substantially increase the availability of a mobile crisis response, post-crisis follow-up teams, crisis stabilization facilities, and other treatment programs.

Section 2. The Council urges the Governor, State Legislature, Washington State Health Care Authority, and U.S. federal government to provide additional support for behavioral health services, both through Medicaid and with non-Medicaid resources.

Section 3. The Council declares that funds provided in the 2022 Adopted Budget to expand school-

based mental health services, Community Based Partnerships, and mobile behavioral health crisis services and to lease facilities for the operation of a new voluntary crisis stabilization center are provided in acknowledgement of the shared role that all levels of government have in creating and maintaining a strong behavioral health system and with the expectation that King County will make new investments to create and operate a new voluntary crisis stabilization center, as well as further expand other components of the behavioral health service system in the county.

Section 4. The Council requests that the Office of Intergovernmental Relations communicate these positions and actions to the King County Council, King County Executive, Washington State Legislature, Governor of Washington, and the elected officials representing Seattle at the federal level.

Adopted by the City Council the _____ day of _____, 2021, and signed by
me in open session in authentication of its adoption this _____ day of _____, 2021.

President _____ of the City Council

The Mayor concurred the _____ day of _____, 2021.

Jenny A. Durkan, Mayor

Filed by me this _____ day of _____, 2021.

Monica Martinez Simmons, City Clerk

(Seal)

SUMMARY and FISCAL NOTE*

Department:	Dept. Contact/Phone:	CBO Contact/Phone:
Legislative	Jeff Simms 206-475-9046	

** Note that the Summary and Fiscal Note describes the version of the bill or resolution as introduced; final legislation including amendments may not be fully described.*

1. BILL SUMMARY

Legislation Title: A RESOLUTION requesting King County and the State of Washington to increase services to address behavioral health conditions.

Summary and background of the Legislation: This resolution declares support for requests to King County to expand mental and behavioral health services, urges additional State investments in these services, and states the expectation that funding that would be provided in the 2022 Adopted Budget for mental and behavioral health services constitutes the City of Seattle's contribution toward service expansions.

2. CAPITAL IMPROVEMENT PROGRAM

Does this legislation create, fund, or amend a CIP Project? ___ Yes ___x___ No

3. SUMMARY OF FINANCIAL IMPLICATIONS

Does this legislation amend the Adopted Budget? ___ Yes ___x___ No

Does the legislation have other financial impacts to the City of Seattle that are not reflected in the above, including direct or indirect, short-term or long-term costs? No

Is there financial cost or other impacts of *not* implementing the legislation? No

4. OTHER IMPLICATIONS

- a. **Does this legislation affect any departments besides the originating department?** The resolution notes increased funding in the Human Services Department (HSD), and if additional resources are provided by the county or state, it would affect HSD's operations.
- b. **Is a public hearing required for this legislation?** No
- c. **Is publication of notice with *The Daily Journal of Commerce* and/or *The Seattle Times* required for this legislation?** No
- d. **Does this legislation affect a piece of property?** No
- e. **Please describe any perceived implication for the principles of the Race and Social Justice Initiative. Does this legislation impact vulnerable or historically disadvantaged communities? What is the Language Access plan for any communications to the**

public? The expansion of mental and behavioral health services would improve access to underserved and historically marginalized populations, such as people experiencing homelessness. There are no communications to the public.

f. Climate Change Implications

1. **Emissions: Is this legislation likely to increase or decrease carbon emissions in a material way?** No
2. **Resiliency: Will the action(s) proposed by this legislation increase or decrease Seattle's resiliency (or ability to adapt) to climate change in a material way? If so, explain. If it is likely to decrease resiliency in a material way, describe what will or could be done to mitigate the effects.** No

- g. If this legislation includes a new initiative or a major programmatic expansion: What are the specific long-term and measurable goal(s) of the program? How will this legislation help achieve the program's desired goal(s). Not applicable.**

List attachments/exhibits below:



Legislation Text

File #: Res 32027, **Version:** 1

CITY OF SEATTLE

RESOLUTION _____

A RESOLUTION modifying the Mayoral Civil Emergency Order of October 29, 2021, related to hiring incentives for public safety emergency response.

WHEREAS, on March 3, 2020, Mayor Durkan issued a Proclamation of Civil Emergency declaring a civil emergency within the city of Seattle based on the confirmed spread of COVID-19 in King County and resulting deaths; and

WHEREAS, on October 29, 2021, pursuant to the civil emergency declaration, the Mayor issued a civil emergency order authorizing immediate hiring incentives for public safety emergency response; and

WHEREAS, Seattle Municipal Code (SMC) subsection 10.02.020.B states, “[t]he Council may ... by resolution, modify or reject the order. If the Council modifies or rejects the order, said modification or rejection shall be prospective only, and shall not affect any actions taken prior to the modification or rejection of the order”; NOW, THEREFORE,

BE IT RESOLVED BY THE CITY COUNCIL OF THE CITY OF SEATTLE THAT:

Section 1. The civil emergency order by Mayor Durkan related to hiring incentives for public safety emergency response, dated October 29, 2021, and attached to this resolution as Exhibit A, is modified as shown in Exhibit B.

Adopted by a vote of the City Council the _____ day of _____, 2021, and
signed by me in open session in authentication of its adoption this _____ day of _____

_____, 2021.

President _____ of the City Council

Filed by me this _____ day of _____, 2021.

Monica Martinez Simmons, City Clerk

(Seal)

Attachments:

Exhibit A - Civil Emergency Order, October 29, 2021

Exhibit B - Modified Civil Emergency Order



City of Seattle
Mayor Jenny A. Durkan

CIVIL EMERGENCY ORDER

CITY OF SEATTLE

IMMEDIATE HIRING INCENTIVES FOR PUBLIC SAFETY EMERGENCY RESPONSE

AN EMERGENCY ORDER relating to staffing shortages in the Community Safety Communications Center and the Seattle Police Department; implementing an incentive program for hiring 911 dispatchers, and police officers.

WHEREAS, in my capacity as Mayor, I proclaimed a civil emergency exists in the City of Seattle in the Mayoral Proclamation of Civil Emergency dated March 3, 2020; and

WHEREAS, the civil emergency necessitates the utilization of emergency powers granted to the Mayor pursuant to: the Charter of the City of Seattle, Article V, Section 2; Seattle Municipal Code (SMC) Chapter 10.02; and chapter 38.52 RCW;

WHEREAS, SMC 10.02.020.A.15 authorizes the Mayor to make and proclaim an order that she believes is imminently necessary for the protection of life and property;

WHEREAS, pursuant to SMC 10.02.025, this order is based on the facts described below; the Mayor believes it is in the best interest of public safety, rescue and recovery efforts, and the protection of property that the exercise of certain rights be temporarily limited; and the conditions of this order are designed to provide the least necessary restriction on those right; and

WHEREAS, the facts stated in that proclamation continue to exist, as well as the following additional facts:

WHEREAS, the City of Seattle strives to maintain a highly qualified, diverse, and engaged first responders for public safety emergency services to meet the complex demands of the Seattle communities; and

WHEREAS, the COVID-19 pandemic that began in March of 2020 has had widespread impacts on the operations of public safety departments for the City and contributed to each aforementioned department experiencing staffing shortages during the first half of 2021; and

WHEREAS, the COVID-19 pandemic has increased the need for timely emergency responses for the City; and

WHEREAS, the executive, in acknowledging emergent staffing shortages, had previously transmitted legislation to the City Council on July 29, 2021, regarding hiring incentives for the Seattle Police Department, however Council declined to consider the legislation, and took no action to address the public safety crisis; and

WHEREAS, the City's public safety departments have been unable to keep pace with the record-setting attrition in 2020 and the first half of 2021, and were faced with significant staffing shortages in the aforementioned departments predating the COVID-19 Vaccine Mandate for City Employees:

- a. Seattle Police Department had 310 vacancies as of July 2021. SPD has only hired 62 officers thus far in 2021, which combined with a loss of 141 officers in the same timeframe exacerbating the staffing shortage that began in 2020.
- b. The Community Safety Communications Center had 21 vacancies as of July 2021 and has only been able to hire 17 in 2021.

WHEREAS, the aforementioned staffing shortages threaten public safety by increasing response times and threaten the safety and wellness of existing public safety and first responder employees; and

WHEREAS, Seattle is experiencing a year-to-date 35 percent increase compared to 2020 in shots fired incidents and a 76 percent increase year-to-date in shots fired compared to 2019, and also a 29 percent increase in non-fatal shootings year-to-date compared to 2020; and due to the cumulative impact of the Seattle Police Department's pre-existing staffing shortages and the additional vaccine mandate staffing losses SPD is currently at its lowest level of deployable officers, 1015, which has resulted in priority 1 response times increasing by almost one minute on average and priority 2 calls increasing by almost 13 minutes.

WHEREAS, The City of Seattle 911 call volumes have remained steady, however due to the cumulative impact of the pre-existing staffing shortages and the additional losses due to the vaccine mandate, the CSCC has redirected all of its resources to maintain acceptable 911 call answering performance times, spending 40% more in overtime than the year prior; and as of October 28, 2021, CSCCS informed the executive's office of the need to significantly scale back on staffing the SPD administrative line.

WHEREAS, the potential staffing losses resulting from the COVID-19 vaccine mandate going into effect on October 18, 2021, and while losses appear likely to be relatively small overall and additional officers continue to be vaccinated, they likely will nonetheless impact pre-existing staffing shortages in the aforementioned departments; the cumulative effect being an impact on public safety services to the city as outlined above.

WHEREAS, The City of Seattle recognizes the need to hire additional 911 dispatchers and police officers responsibly and quickly to meet community expectations; and

WHEREAS, the aforementioned departments have seen an increase in competition for qualified applicants for the aforementioned positions due, in part, to regional and national shortages coupled with regional and national hiring incentives at other 911 dispatch and law enforcement agencies; and

WHEREAS, the Mayor has identified an immediate need to fund incentives to increase hiring at the Community Safety Communications Center and the Seattle Police Department to address emergent public safety concerns and does not believe the City can or should wait until 2022 to implement these measures and previous attempts to get Council to consider an ordinance to operationalize these measures has failed; NOW, THEREFORE,

BE IT PROCLAIMED BY THE MAYOR OF THE CITY OF SEATTLE THAT:

I, JENNY A. DURKAN, MAYOR OF THE CITY OF SEATTLE, ACTING UNDER THE AUTHORITY OF SEATTLE MUNICIPAL CODE SECTIONS 10.02.020 AND 10.02.025, AND MY MAYORAL PROCLAMATION OF CIVIL EMERGENCY, DATED MARCH 3, 2020, HEREBY ORDER:

SECTION 1:

- A. The Seattle Community Safety and Communication Center may offer dispatch candidates a hiring incentive of up to \$25,000, depending on experience level, to be paid after beginning employment with The City of Seattle.
 - i. Incentives provided to lateral dispatch hires shall not exceed \$25,000 per hire.
 - ii. Incentives provided to new recruit hires shall be provided one time and shall not exceed \$10,000 per hire.
 - iii. If an employee who has received this incentive leaves the department, that person may not receive an incentive to return.
 - iv. Half of the hiring incentive will be paid in the first paycheck and the second half upon completion of any probationary period established by law.
- B. The Seattle Police Department may offer police officer candidates a hiring incentive of up to \$25,000, depending on experience and training level, to be paid after beginning employment with The City of Seattle.
 - i. Incentives provided to lateral police officer hires shall not exceed \$25,000 per hire.
 - ii. Incentives provided to new recruit hires shall be provided one time and shall not exceed \$10,000 per hire.
 - iii. If an employee who has received this incentive leaves the department, that person may not receive an incentive to return.
 - iv. Half of the hiring incentive will be paid in the first appropriate paycheck (e.g., after completion of the academy or lateral equivalent) and the second half upon completion of any probationary period established by law.

SECTION 2:

All mayoral proclamations and orders presently in effect shall remain in full force and effect except that, insofar as any provision of any such prior proclamation is inconsistent with any provision of this proclamation, then the provision of this proclamation shall control.

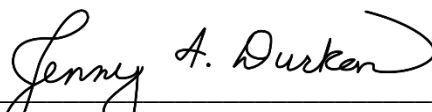
SECTION 3:

A copy of this Civil Emergency Order shall be delivered to the Governor of the State of Washington and to the County Executive of King County. To the extent practicable, a copy of this Civil Emergency Order shall be made available to all news media within the City and to the general public. In order to give the widest dissemination of this Civil Emergency Order to the public, as many other available means as may be practical shall be used, including but not limited to posting on public facilities and public address systems. SMC 10.02.100.

SECTION 4:

This Civil Emergency Order shall immediately, or as soon as practical, be filed with the City Clerk for presentation to the City Council for ratification and confirmation, modification or rejection, and if rejected this Civil Emergency Order shall be void; however, any such rejection or modification shall not affect any actions previously taken. The City Council may, by resolution, ratify, modify or reject the order. If the City Council modifies or rejects this Civil Emergency Order, said modification or rejection shall be prospective only, and shall not affect any actions taken prior to the modification or rejection of this Civil Emergency Order. The Council shall endeavor to act on any order within 48 hours of its being presented to the Council by the Mayor.

DATED at Seattle, Washington, this 29th day of October, 2021, at 6:03 o'clock p.m.,



JENNY DURKAN
MAYOR OF THE CITY OF SEATTLE



City of Seattle
Mayor Jenny A. Durkan

CIVIL EMERGENCY ORDER

CITY OF SEATTLE

IMMEDIATE HIRING INCENTIVES FOR PUBLIC SAFETY EMERGENCY RESPONSE

AN EMERGENCY ORDER relating to staffing shortages in the Community Safety Communications Center and the Seattle Police Department; implementing an incentive program for hiring 911 dispatchers, and police officers.

WHEREAS, in my capacity as Mayor, I proclaimed a civil emergency exists in the City of Seattle in the Mayoral Proclamation of Civil Emergency dated March 3, 2020; and

WHEREAS, the civil emergency necessitates the utilization of emergency powers granted to the Mayor pursuant to: the Charter of the City of Seattle, Article V, Section 2; Seattle Municipal Code (SMC) Chapter 10.02; and chapter 38.52 RCW;

WHEREAS, SMC 10.02.020.A.15 authorizes the Mayor to make and proclaim an order that she believes is imminently necessary for the protection of life and property;

WHEREAS, pursuant to SMC 10.02.025, this order is based on the facts described below; the Mayor believes it is in the best interest of public safety, rescue and recovery efforts, and the protection of property that the exercise of certain rights be temporarily limited; and the conditions of this order are ~~((designed))~~ designed to provide the ~~((least))~~ least necessary restriction on those ~~((right))~~ rights; and

WHEREAS, the facts stated in that proclamation continue to exist, as well as the following additional facts:

WHEREAS, the City of Seattle strives to maintain a highly qualified, diverse, and engaged first responders for public safety emergency services to meet the complex demands of the Seattle communities; and

WHEREAS, the COVID-19 pandemic that began in March of 2020 has had widespread impacts on the operations of public safety departments for the City and contributed to each aforementioned department experiencing staffing shortages during the first half of 2021; and

WHEREAS, the COVID-19 pandemic has increased the need for timely emergency responses for the City; and

WHEREAS, the executive, in acknowledging emergent staffing shortages, had previously transmitted legislation to the City Council on July 29, 2021, regarding hiring incentives for the Seattle Police Department, however Council declined to consider the legislation, and took no action to address the public safety crisis; and

WHEREAS, the City's public safety departments have been unable to keep pace with the record-setting attrition in 2020 and the first half of 2021, and were faced with significant staffing shortages in the aforementioned departments predating the COVID-19 Vaccine Mandate for City Employees:

- a. Seattle Police Department had 310 vacancies as of July 2021. SPD has only hired 62 officers thus far in 2021, which combined with a loss of 141 officers in the same timeframe exacerbating the staffing shortage that began in 2020.
- b. The Community Safety Communications Center had 21 vacancies as of July 2021 and has only been able to hire 17 in 2021.

WHEREAS, the aforementioned staffing shortages threaten public safety by increasing response times and threaten the safety and wellness of existing public safety and first responder employees; and

WHEREAS, Seattle is experiencing a year-to-date 35 percent increase compared to 2020 in shots fired incidents and a 76 percent increase year-to-date in shots fired compared to 2019, and also a 29 percent increase in non-fatal shootings year-to-date compared to 2020; and due to the cumulative impact of the Seattle Police Department's pre-existing staffing shortages and the additional vaccine mandate staffing losses SPD is currently at its lowest level of deployable officers, 1015, which has resulted in priority 1 response times increasing by almost one minute on average and priority 2 calls increasing by almost 13 minutes.

WHEREAS, The City of Seattle 911 call volumes have remained steady, however due to the cumulative impact of the pre-existing staffing shortages and the additional losses due to the vaccine mandate, the CSCC has redirected all of its resources to maintain acceptable 911 call answering performance times, spending 40% more in overtime than the year prior; and as of October 28, 2021, CSCCS informed the executive's office of the need to significantly scale back on staffing the SPD administrative line.

WHEREAS, the potential staffing losses resulting from the COVID-19 vaccine mandate going into effect on October 18, 2021, and while losses appear likely to be relatively small overall and additional officers continue to be vaccinated, they likely will nonetheless impact pre-existing staffing shortages in the aforementioned departments; the cumulative effect being an impact on public safety services to the city as outlined above.

WHEREAS, The City of Seattle recognizes the need to hire additional 911 dispatchers and police officers responsibly and quickly to meet community expectations; and

WHEREAS, the aforementioned departments have seen an increase in competition for qualified applicants for the aforementioned positions due, in part, to regional and national shortages coupled with regional and national hiring incentives at other 911 dispatch and law enforcement agencies; and

WHEREAS, the City authorized one-time hiring bonuses for the SPD through Ordinance 125784, which was in place during the pandemic and expired on June 30, 2020;

WHEREAS, the preliminary evaluation of that incentive program, issued on September 16, 2019, indicated that hiring incentives may be a factor for candidates accepting employment with SPD, but the sample size at the time was too small to draw conclusions;

WHEREAS, the final evaluation of that incentive program was due to the Council in April 2020 but was never submitted;

WHEREAS, the City is experiencing pandemic-related staffing shortages across departments, including those that provide direct services;

WHEREAS, as part of the Council’s deliberations on the 2022 Proposed Budget, the Council is considering multiple actions to assess and address pandemic-related staffing shortages across the City, including adding appropriation and position authority to CSCC for additional dispatchers (Council Budget Action (CBA) CSCC-001-B-001); requesting quarterly reporting from SPD on its staffing model, use of overtime, and performance in responding to 911 calls (CBA SPD-001-A-001); and requesting that the City Budget Office (CBO) and Seattle Department of Human Resources report to the Council on the potential for a City-wide hiring incentive for front line workers (CBA CBO-013-A-001);

WHEREAS, the November 2, 2021, revenue update from CBO indicates that there will be an \$80.7 million decrease in General Fund revenues in 2021 and a \$61.6 million increase in 2022;

WHEREAS, SPD and CSCC have sufficient appropriation authority in 2021 to provide immediate hiring incentives to address vacancies associated with the City vaccine mandate, but the amount and need for 2022 hiring incentives should be informed by the Council’s action on the 2022 Proposed Budget and the revised revenue forecast;

~~((WHEREAS, the Mayor has identified an immediate need to fund incentives to increase hiring at the Community Safety Communications Center and the Seattle Police Department to address emergent public safety concerns and does not believe the City can or should wait until 2022 to implement these measures and previous attempts to get Council to consider an ordinance to operationalize these measures has failed;))~~ NOW, THEREFORE,

BE IT PROCLAIMED BY THE MAYOR OF THE CITY OF SEATTLE THAT:

I, JENNY A. DURKAN, MAYOR OF THE CITY OF SEATTLE, ACTING UNDER

THE AUTHORITY OF SEATTLE MUNICIPAL CODE SECTIONS 10.02.020 AND 10.02.025, AND MY MAYORAL PROCLAMATION OF CIVIL EMERGENCY, DATED MARCH 3, 2020, HEREBY ORDER:

SECTION 1:

- A. The Seattle Community Safety and Communication Center may offer dispatch candidates a hiring incentive of up to \$25,000, depending on experience level, to be paid after beginning employment with The City of Seattle.
 - i. Incentives provided to lateral dispatch hires shall not exceed \$25,000 per hire.
 - ii. Incentives provided to new recruit hires shall be provided one time and shall not exceed \$10,000 per hire.
 - iii. If an employee who has received this incentive leaves the department, that person may not receive an incentive to return.
 - iv. Half of the hiring incentive will be paid in the first paycheck and the second half upon completion of any probationary period established by law.
- B. The Seattle Police Department may offer police officer candidates a hiring incentive of up to \$25,000, depending on experience and training level, to be paid after beginning employment with The City of Seattle.
 - i. Incentives provided to lateral police officer hires shall not exceed \$25,000 per hire.
 - ii. Incentives provided to new recruit hires shall be provided one time and shall not exceed \$10,000 per hire.
 - iii. If an employee who has received this incentive leaves the department, that person may not receive an incentive to return.
 - iv. Half of the hiring incentive will be paid in the first appropriate paycheck (e.g., after completion of the academy or lateral equivalent) and the second half upon completion of any probationary period established by law.
- C. Total expenditures for hiring incentives authorized by this order shall not exceed \$500,000.
- D. The authority to offer the hiring incentives authorized by this order shall expire on the earlier of December 31, 2021 or the termination of the Civil Emergency proclaimed on March 3, 2020.

SECTION 2:

All mayoral proclamations and orders presently in effect shall remain in full force and effect except that, insofar as any provision of any such prior proclamation is inconsistent with any provision of this proclamation, then the provision of this proclamation shall control.


SECTION 3:

A copy of this Civil Emergency Order shall be delivered to the Governor of the State of Washington and to the County Executive of King County. To the extent practicable, a copy of this Civil Emergency Order shall be made available to all news media within the City and to the general public. In order to give the widest dissemination of this Civil Emergency Order to the public, as many other available means as may be practical shall be used, including but not limited to posting on public facilities and public address systems. SMC 10.02.100.

SECTION 4:

This Civil Emergency Order shall immediately, or as soon as practical, be filed with the City Clerk for presentation to the City Council for ratification and confirmation, modification or rejection, and if rejected this Civil Emergency Order shall be void; however, any such rejection or modification shall not affect any actions previously taken. The City Council may, by resolution, ratify, modify or reject the order. If the City Council modifies or rejects this Civil Emergency Order, said modification or rejection shall be prospective only, and shall not affect any actions taken prior to the modification or rejection of this Civil Emergency Order. The Council shall endeavor to act on any order within 48 hours of its being presented to the Council by the Mayor.

DATED at Seattle, Washington, this 29th day of October, 2021, at 6:03 o'clock p.m.,



JENNY DURKAN
MAYOR OF THE CITY OF SEATTLE

SUMMARY and FISCAL NOTE*

Department:	Dept. Contact/Phone:	CBO Contact/Phone:
LEG	Freeman / 48178	NA

** Note that the Summary and Fiscal Note describes the version of the bill or resolution as introduced; final legislation including amendments may not be fully described.*

1. BILL SUMMARY

Legislation Title:

A RESOLUTION modifying the Mayoral Civil Emergency Order of October 29, 2021, related to hiring incentives for public safety emergency response.

Summary and background of the Legislation:

On March 3, 2020, the Mayor proclaimed a civil emergency related to containing the spread of COVID-19, the disease caused by a novel coronavirus.

On October 29, 2021, the Mayor issued an emergency order pursuant to the civil emergency proclamation providing hiring bonuses for police officer and public safety dispatch candidates.

Pursuant to Seattle Municipal Code subsection 10.02.20.B, when the Mayor issues an emergency order the Council may by resolution: (1) ratify and confirm the order, (2) modify the order, or (3) reject the order. If the Council does nothing, the civil emergency order is in effect unless it is later modified or rejected by the Council. The Council can modify or reject an emergency order by resolution. The Code contemplates that Council will endeavor to act on a civil emergency order within 48 hours.

2. CAPITAL IMPROVEMENT PROGRAM

Does this legislation create, fund, or amend a CIP Project? ☐ Yes ☒ No

If yes, please fill out the table below and attach a new (if creating a project) or marked-up (if amending) CIP Page to the Council Bill. Please include the spending plan as part of the attached CIP Page. If no, please delete the table.

3. SUMMARY OF FINANCIAL IMPLICATIONS

Does this legislation amend the Adopted Budget? ☐ Yes ☒ No

Does the legislation have other financial impacts to The City of Seattle that are not reflected in the above, including direct or indirect, short-term or long-term costs?

The legislation would authorize the Mayor to use unexpended fund balance from salary savings in the Seattle Police Department (SPD) and the Seattle Community Safety and Communication Center (SCSCC) to offer hiring incentives for new police officers and dispatchers. Fund balance is fungible General Fund that may otherwise be expended or

carried forward into 2022 for other eligible uses. The authority to use fund balance for hiring incentives would expire at the end of 2021, unless extended by a future ordinance, and would be limited to \$500,000, which is what the Mayor's Office estimates would be needed for the remainder of the year.

Is there financial cost or other impacts of *not* implementing the legislation?

It may take longer to fill vacant positions at SPD and SCSCC.

4. OTHER IMPLICATIONS

- a. **Does this legislation affect any departments besides the originating department?**
NA
- b. **Is a public hearing required for this legislation?**
NA
- c. **Does this legislation require landlords or sellers of real property to provide information regarding the property to a buyer or tenant?**
NA
- d. **Is publication of notice with *The Daily Journal of Commerce* and/or *The Seattle Times* required for this legislation?**
NA
- e. **Does this legislation affect a piece of property?**
NA
- f. **Please describe any perceived implication for the principles of the Race and Social Justice Initiative. Does this legislation impact vulnerable or historically disadvantaged communities? What is the Language Access plan for any communications to the public?**
NA
- g. **If this legislation includes a new initiative or a major programmatic expansion: What are the specific long-term and measurable goal(s) of the program? How will this legislation help achieve the program's desired goal(s)?**
NA

List attachments/exhibits below:



Legislation Text

File #: Res 32028, **Version:** 1

CITY OF SEATTLE

RESOLUTION _____

A RESOLUTION concerning the health, well-being, and safety of domestic workers; expressing Council's intent to establish a right to portable Paid Time Off (PTO) for domestic workers in Seattle; and requesting the Office of Labor Standards to work with community stakeholders to draft legislation creating a portable PTO policy for domestic workers.

WHEREAS, paid time off (PTO) is vital to workers' health and well-being; and

WHEREAS, The City of Seattle (City) has long recognized the value of providing workers with paid leave to care for their personal and family members' health conditions or safety needs; and

WHEREAS, in 2012, the City enacted the Paid Sick and Safe Time (PSST) Ordinance requiring employers to provide employees working in Seattle with paid leave for health and safety reasons; and

WHEREAS, the PSST Ordinance recognized that PSST "promote[s] the safety, health and welfare of the people of the City of Seattle by reducing the chances that worker's illnesses will intensify or be prolonged, by reducing the exposure of co-workers and members of the public to infectious diseases, and by reducing the exposure of children at schools and day cares to infectious diseases; resulting in a healthier and more productive workforce, better health for older family members and children, enhanced public health and improved family economic security"; and

WHEREAS, the PSST Ordinance further declared, "To safeguard the public welfare, health, safety, and prosperity of the city of Seattle, all persons working in our community should have access to adequate paid sick and safe leave, because doing so will ensure a more stable workforce in our community, thereby benefiting workers, their families, employers, and the community as a whole"; and

WHEREAS, in 2020, the City extended the coverage of PSST to workers hired as independent contractors by

enacting the PSST for Gig Workers Ordinance, an emergency ordinance requiring food delivery network companies and transportation network companies to provide app-based workers with PSST during the COVID-19 public health emergency; and

WHEREAS, many domestic workers do not get paid leave for health or safe time purposes (such as related to domestic violence, sexual assault, and stalking), or other critical needs like bereavement, needed family time, or when their workplace is closed for public health reasons, negatively impacting workers' physical and mental health, safety, and economic wellbeing; and

WHEREAS, in 2021, a survey of Seattle domestic workers conducted by the Domestic Workers Coalition reported that 65 percent of domestic workers and nearly 90 percent of housecleaners surveyed did not get PSST; and

WHEREAS, few domestic workers receive PSST because they often work short-term jobs with multiple hiring entities and are often classified as independent contractors; and

WHEREAS, PSST can be difficult to accrue, track, and use when workers have multiple hiring entities for varying periods of time; and

WHEREAS, community organizations that work with domestic workers report that domestic workers often work when sick due to their lack of paid leave; and

WHEREAS, universal paid leave, such as PTO, is a flexible type of paid leave that permits broad application and provides workers with greater opportunity to manage their personal and family needs; and

WHEREAS, a portable PTO policy, that travels with the worker, is an innovative public health solution to protect the health and safety of domestic workers who may not accrue adequate PTO or PSST from any one single employer or household; and

WHEREAS, a portable PTO policy helps advance the City's interests to provide critical paid leave rights to domestic workers who largely lack access to paid leave; and

WHEREAS, the COVID-19 crisis has deepened the urgency for PTO, with domestic workers facing massive

loss of work hours, illness of workers and family members, safety risks from entering homes of individuals who are sick or at risk for illness, and disproportionate health impacts of COVID on Black, Indigenous, and People of Color (BIPOC) workers; and

WHEREAS, according to the Economic Policy Institute (EPI), nannies, housecleaners, and home care workers in the United States (U.S.) are 92 percent women, 52 percent BIPOC workers, and disproportionately immigrants, with 35 percent born outside of the U.S., compared with just 17 percent of the rest of the workforce; and

WHEREAS, a portable PTO policy for domestic workers aligns with the Seattle's Race and Social Justice Initiative (RSJI) and should be made a priority under the RSJI, which directs the City to develop policies to eliminate systemic racism and analyze its policy development through a race and social justice lens; and

WHEREAS, many groups of domestic workers are explicitly left out of many federal labor and employment protections-a policy decision dating back to the New Deal, when majority-Black domestic and farmworkers were excluded from landmark federal labor laws as a concession to racist Southern lawmakers and those federal exclusions are repeated in numerous state labor laws in Washington and across the country; and

WHEREAS, the Washington Workers Compensation law specifically excludes from coverage a single domestic worker working for a private home employer; and

WHEREAS, the Washington Industrial Safety and Health Act excludes from coverage domestic workers who are employed by private home employers; and

WHEREAS, domestic workers continue to suffer the impacts of being historically excluded from basic labor protections; and

WHEREAS, the City has taken steps to address this historical exclusion, with the implementation of the Domestic Workers Ordinance (DWO) and the creation of the Domestic Workers Standards Board

(DWSB); and

WHEREAS, the DWO guarantees rights to minimum wage, rest and meal breaks, and other basic labor protections for domestic workers, regardless of their status as employees or independent contractors; and

WHEREAS, the DWSB has been collaborating with a community coalition comprised of domestic workers, domestic worker organizations, hiring entity organizations, and policy experts called the “Domestic Workers Coalition” with the long-term goal of creating a portable PTO policy; and

WHEREAS, in May 2021, the DWSB, in consultation with the Domestic Workers Coalition, recommended the creation of a mandated portable PTO policy for domestic workers to the Council’s Finance and Housing Committee (Committee); and

WHEREAS, in August 2021, the Committee issued a letter to the DWSB supporting the submission of a proposal for the 2022 budget that would fund the Office of Labor Standards (OLS) to develop a portable PTO policy in collaboration with the DWSB and community partners; and

WHEREAS, in 2019, the City of Philadelphia passed an ordinance giving domestic workers the right to portable paid leave benefits, which is undergoing administrative rulemaking; and

WHEREAS, the Domestic Workers Coalition has conducted surveys and focus groups of workers and hiring entities and has been providing research and policy expertise in support of the DWSB to develop a portable PTO policy; and

WHEREAS, domestic workers are essential workers, making all other work possible by caring for children, cleaning homes, and supporting elders and persons with disabilities; and

WHEREAS, a recent survey of domestic hiring entities conducted by the Domestic Workers Coalition in 2021 found that nearly 60 percent of respondents support the concept of hiring entities paying for domestic worker benefits, including paid leave and health insurance; and

WHEREAS, establishing a right to portable PTO for domestic workers and creating a portable PTO policy will

fulfill the City's goal of building an economy that can provide shared prosperity for everyone and will establish an important model that may be applicable to other low wage workers; NOW, THEREFORE,

BE IT RESOLVED BY THE CITY COUNCIL OF THE CITY OF SEATTLE THAT:

Section 1. The Seattle City Council (Council) intends to establish a right to portable paid time off (PTO) for domestic workers in Seattle and requests the Office of Labor Standards (OLS) to collaborate with a community coalition to draft legislation that would create a portable PTO policy for domestic workers.

A. The community coalition may include members of the Domestic Workers Standards Board (DWSB), which includes hiring entity representatives, domestic workers, members of the Domestic Workers Coalition, and representatives of organizations that advocate for the improvement of domestic worker conditions in Seattle.

B. OLS and the community coalition should conduct direct engagement with domestic workers and hiring entities regarding the portable PTO policy and systems design.

C. In developing this legislation, OLS should be guided by the following principles, and other principles outlined in the DWSB recommendations for a portable PTO policy:

1. Racial equity. Center race in the creation of a policy that aligns with the City's Race and Social Justice Initiative to eliminate racial disparities and achieve racial equity in Seattle. Analyze the policy through a race and social justice lens.

2. Worker-centered policy. Center workers in the creation of a policy that impacts their lives and working conditions. Workers best know their conditions and needs.

3. Privacy and security. Consider administering portable PTO benefits through a third-party and including rigorous cyber-security testing as part of the systems design to ensure maximum security of information. The system should protect sensitive worker information from both hiring entities and government entities, as permitted by law.

4. User-centered design. Create a simple and user-friendly system to implement the portable

PTO program, to help ensure both workers and hiring entities will use it. Engage both workers and hiring entities in how to best design the system.

5. Mandated policy. Develop a policy that requires hiring entities to pay for portable PTO for domestic workers. Relying on a hiring entity's voluntary participation in a portable PTO program is not sufficient to meaningfully improve workers' lives.

6. Equitable access. Ensure equitable access to portable PTO, including equity for domestic workers who have limited English proficiency, work in occupations that do not accrue paid sick and safe time under the Paid Sick and Safe Time (PSST) Ordinance, and are hired as employees or independent contractors.

7. Flexibility. Provide broad usage and flexibility for portable PTO and avoid creating a system that requires workers to justify the reasons for their leave.

8. Recordkeeping. Ensure the policy has a method to ensure appropriate recordkeeping that does not burden workers.

9. Sustainability. Evaluate the feasibility of different models and consider the cost of on-going operations. The policy should reference or identify sources of funding for implementation and enforcement.

10. Accountability. Develop a policy that reflects specific short and long-term measurable goals, a commitment to transparency, and methods for evaluation.

Section 2. Council requests that OLS submit legislation that would create a portable PTO policy to the Council Committee overseeing OLS by no later than the first quarter of 2023.

Section 3. Council approves allocation of City resources in the 2022 Adopted Budget to support policy development and outreach efforts for the creation of a portable PTO policy, recognizing that successful development of a portable PTO policy for domestic workers depends on OLS's close collaboration with domestic workers, domestic worker organizations, and policy experts who comprise the Domestic Workers Coalition to develop sound, innovative policy, and facilitate robust and effective outreach to domestic workers and hiring entities.

Adopted by the City Council the _____ day of _____, 2021, and signed by
me in open session in authentication of its adoption this _____ day of _____, 2021.

President _____ of the City Council

Filed by me this _____ day of _____, 2021.

Monica Martinez Simmons, City Clerk

(Seal)

SUMMARY and FISCAL NOTE*

Department:	Dept. Contact/Phone:	CBO Contact/Phone:
LEG	Karina Bull / x6-0078	n/a

** Note that the Summary and Fiscal Note describes the version of the bill or resolution as introduced; final legislation including amendments may not be fully described.*

1. BILL SUMMARY

Legislation Title: A RESOLUTION concerning the health, well-being, and safety of domestic workers; expressing Council's intent to establish a right to portable Paid Time Off (PTO) for domestic workers in Seattle; and requesting the Office of Labor Standards to work with community stakeholders to draft legislation creating a portable PTO policy for domestic workers.

Summary and background of the Legislation: The Domestic Workers Ordinance, Seattle Municipal Code Chapter 14.23, (1) established rights to minimum wage and other basic labor protections for domestic workers in Seattle and (2) created the Domestic Workers Standards Board (DWSB). The DWSB provides a forum for hiring entities, domestic workers, worker organizations, and the public to make recommendations on ways to improve the legal protections, benefits, and working conditions of domestic workers.

In May 2021, the DWSB, in consultation with the Domestic Workers Coalition, recommended the creation of a portable paid time off (PTO) policy for domestic workers to Council's Finance and Housing Committee (Committee). The DWSB recommended the portable PTO policy for domestic workers because they may not accrue meaningful amounts of paid leave as employees in short-term jobs for multiple hiring entities or they may not qualify for mandated paid sick leave as independent contractors. In August 2021, the Committee issued a letter to the DWSB supporting (1) a resolution to affirm the Council's commitment to creating a portable PTO policy for domestic workers and (2) the submission of a proposal to fund OLS's development of the policy.

This resolution reflects Council's intent to establish a right to portable PTO for domestic workers. In the resolution, Council requests the Office of Labor Standards (OLS) to collaborate with a community coalition to draft legislation that would create a portable PTO policy for domestic workers. The resolution specifies that OLS and the community coalition should follow a set of guiding principles and directly engage stakeholders for consultation and feedback. Council requests draft legislation by no later than the first quarter of 2023 and references the allocation of funds to OLS to support their development of the policy.

2. CAPITAL IMPROVEMENT PROGRAM

Does this legislation create, fund, or amend a CIP Project? ___ Yes **x** No

3. SUMMARY OF FINANCIAL IMPLICATIONS

Does this legislation amend the Adopted Budget? ___ Yes x No

Does the legislation have other financial impacts to the City of Seattle that are not reflected in the above, including direct or indirect, short-term or long-term costs?

The resolution requests OLS to draft legislation that would create a portable PTO policy for domestic workers and references the Council's consideration of appropriations in the 2022 Adopted Budget to accomplish this work. The 2022 Proposed Budget includes a one-time appropriation to OLS of \$500,000 to develop a portable PTO policy and implement other DWSB recommendations.

Is there financial cost or other impacts of *not* implementing the legislation?

There are no financial costs of not implementing the legislation.

4. OTHER IMPLICATIONS

a. Does this legislation affect any departments besides the originating department?

The resolution requests OLS to develop a portable PTO policy for domestic workers and submit accompanying legislation.

b. Is a public hearing required for this legislation?

No.

c. Is publication of notice with *The Daily Journal of Commerce* and/or *The Seattle Times* required for this legislation?

No.

d. Does this legislation affect a piece of property?

No.

e. Please describe any perceived implication for the principles of the Race and Social Justice Initiative. Does this legislation impact vulnerable or historically disadvantaged communities? What is the Language Access plan for any communications to the public?

The resolution reflects the Council's intention to create a portable PTO policy that would cover domestic workers who are majority women and disproportionately workers of color. According to the Economic Policy Institute (EPI), nannies, housecleaners, and home care workers in the United States (U.S.) are 92 percent women, 52 percent BIPOC workers, and disproportionately immigrants, with 35 percent born outside of the U.S., compared with just 17 percent of the rest of the workforce. While domestic workers have long needed paid leave for personal and safety reasons, the COVID-19 crisis has deepened the urgency for PTO, with domestic workers facing massive loss of work hours, illness of workers and family members, safety risks from entering homes of individuals who are sick or at risk for illness, and disproportionate health impacts of COVID on Black, Indigenous, and People of Color (BIPOC) workers.

f. Climate Change Implications

- 1. Emissions: Is this legislation likely to increase or decrease carbon emissions in a material way?**

N/A.

- 2. Resiliency: Will the action(s) proposed by this legislation increase or decrease Seattle's resiliency (or ability to adapt) to climate change in a material way? If so, explain. If it is likely to decrease resiliency in a material way, describe what will or could be done to mitigate the effects.**

N/A.

- g. If this legislation includes a new initiative or a major programmatic expansion: What are the specific long-term and measurable goal(s) of the program? How will this legislation help achieve the program's desired goal(s).**

The resolution includes sustainability and accountability as guiding principles for the portable PTO policy. These principles focus on evaluating the feasibility of different models; identifying funding sources for ongoing operations; and creating a policy that reflects short and long-term measurable goals, a commitment to transparency, and methods for evaluation.

List attachments/exhibits below:



Legislation Text

File #: CF 314487, **Version:** 1

2022 Proposed Budget.

CITY OF

Seattle, Washington

2022 Proposed Budget



PRINTED ON RECYCLED PAPER

In response to the Americans with Disabilities Act (ADA), material from the budget is available in alternative formats and languages. To make a request, or for more information, please call the City Budget Office at (206) 615-1962.

CITY OF SEATTLE
2022 Proposed Budget

Mayor Jenny Durkan

City Budget Office

Ben Noble, Director
Jeanette Blankenship, Deputy Director

Budget Leads:

Catherine Cornwall	Jennifer Devore	Julie Dingley	Dave Hennes	Saroja Reddy	Katy Tassery
--------------------	-----------------	---------------	-------------	--------------	--------------

Aaron Blumenthal	Shino Fibbs	Christie Parker	Chloe Wilkes
Jennifer Breeze	Lisa Gaccione	Matt Roth	Caleb Wagenaar
Sarah Burtner	Christina Grover-Roybal	Joseph Russell	Michael Wypyszinski
Neal Capapas	Anna Hurst	Adam Schaefer	Jan Duras
William Chen	Madeliene Hernandez	Rodha Sheikh	Arushi Kumar
Rachael Cicero	Akshay Iyengar	Greg Shiring	Nick Tucker
Paulina Deschamps Ramirez	Miguel Jimenez	Paige St. George	
Andrew Dziedzic	Elise Kalstad	Linda Taylor-Manning	

City of Seattle 2022 Proposed Budget

Table of Contents

Introduction

Introduction and Budget Process	7
Reader's Guide	9
City Organizational Chart	12
Budget Process Diagram	13
2022 Proposed Budget Summary	15
Race and Social Justice Initiative in the Budget	25
Seattle Rescue Plan	43
Summary Charts and Tables	47
General Fund Revenue Overview	51
Multi-Department Revenue Summary	75
Fiscal Reserves	79
City Bond Issuance and Debt Service	81
Selected Financial Policies	85

Arts, Culture & Recreation

Arts and Culture, Office of	89
Parks and Recreation, Department of	101
Seattle Center	139
The Seattle Public Library	157

Education & Human Services

Education and Early Learning, Department of	169
Human Services Department	183

Livable & Inclusive Communities

Civil Rights, Seattle Office for	209
Construction and Inspections, Seattle Department of	215
Economic Development, Office of	233
Hearing Examiner, Office of	243
Housing, Office of	247
Immigrant and Refugee Affairs, Office of	263
Labor Standards, Office of	269
Neighborhoods, Department of	279
Planning and Community Development, Office of	295

Public Safety

Community Police Commission, Office of the	309
Community Safety and Communications Center	313
Emergency Management, Office of	319
Seattle Fire Department	325
Firefighters Pension	339
Inspector General, Office of the	345
Law Department	349

Seattle Municipal Court	359
Seattle Police Department	371
Police Relief and Pension	393

Utilities, Transportation & Environment

Seattle City Light	399
Seattle Public Utilities	431
Transportation, Seattle Department of	467
Waterfront and Civic Projects, Office of	509
Sustainability and Environment, Office of	511

Administration

City Auditor, Office of the	521
City Budget Office	525
Civil Service Commissions	529
Economic and Revenue Forecasts, Office of	533
Employee Ombud, Office of the	537
Employees' Retirement System	541
Ethics and Elections Commission	547
Finance and Administrative Services, Department of	553
Finance General	603
Human Resources, Seattle Department of	619
Information Technology Department, Seattle	637
Intergovernmental Relations, Office of	667
Legislative Department	671
Mayor, Office of the	677

Appendix

Summary of Position and Full-Time Equivalent (FTE) Changes by Department	681
Financial Plans	685
Cost Allocation	745
Debt Service	755
Glossary	765

Introduction

The City of Seattle and its more than 12,000 employees build and maintain infrastructure, provide utility service, support the needs of the city's residents, and create recreational, cultural, and other enriching opportunities. In providing excellent service, these employees use and maintain dozens of city-owned properties, a fleet of vehicles ranging from fire trucks to golf carts, and equipment and facilities necessary to complete the City's mission.

Budgeting for a large organization with many functions is a crucial and complex process. A proposed budget requires solid forecasts on commodities (such as the price of fuel), economic strength (as it impacts tax revenues, among other budgetary components), and demand for services (from parking meters to libraries to police officers to disc golf courses).

This book is designed to provide clear and accurate information on the budgetary process, estimated revenue streams, and a basic description of departmental needs and spending.

City of Seattle Budget Process

In its simplest terms, the City budget is proposed by the Mayor (Executive), checked for compliance with the law (City Attorney), and amended and passed by the City Council (Legislative) before returning to the Mayor for his or her approval and signature. The budget itself is composed of two main documents: an operating budget and a capital improvement program (CIP) budget. The CIP budget consists of large expenditures on infrastructure and other capital projects. The operating budget is primarily composed of expenditures required by the City to deliver the day-to-day array of City services.

Charts summarizing the City's budget process and organization can be found at the end of this section.

Budget Preparation

The budgeting process begins early each year as departments assess needs and budget forecasters work to estimate revenues and costs. Operating budget preparation is based on the establishment of a current services or "baseline" budget. Current services is what it sounds like – continuing programs and services the City provided in the previous year, in addition to previous commitments that will affect costs in the next year, such as a voter-approved levy for new park facilities, as well as labor agreements and changes in health care, insurance, and cost-of-living- adjustments for City employees.

During the budget preparation period, the City Budget Office (CBO) makes two General Fund revenue forecasts, one in April and one in August. Both are used to determine whether the City's projected revenues are sufficient to meet the projected costs of the current services budget. If revenues are not sufficient to cover the cost of current services, the City must identify changes to close the gap – either through reductions or increased revenues or a combination of both. If the revenue forecast shows that additional resources are available, then the budget process identifies new or expanded programs to meet the evolving demands for City services. Regardless, the City is required by state law to prepare a balanced budget.

In May, departments prepare and submit Budget Memos to CBO for analysis and mayoral consideration. The Mayor's Office reviews and provides direction to departments on the Budget Memos, giving direction on items they should include in their formal budget submittal. In early June, CBO receives departmental

Introduction & Budget Process

operating budget and CIP submittals, including all position (employee) changes. Mayoral review and evaluation of department submittals takes place through the end of August. CBO, in conjunction with individual departments, then finalizes the operating and CIP budgets.

In late September, the Mayor submits the proposed budget and CIP to the City Council. In addition to the budget documents, CBO prepares supporting legislation and other related documents.

After the Mayor submits the proposed budget and CIP, the City Council conducts public hearings. The City Council also holds committee meetings in open session to discuss budget requests with department representatives and CBO staff. Councilmembers then recommend specific budget actions for consideration by their colleagues.

During the budget review process, the City Council may choose to explain its budget actions further by developing statements of legislative intent and budget guidance statements for future budget action. Intent statements describe the Council's expectations in making budget decisions and generally require affected departments to report back to the City Council on results.

After completing the public hearing and deliberative processes the City Council votes to adopt the budget, incorporating its desired budget changes, in late November. The Mayor can choose to approve the Council's budget, veto it, or let it become law without mayoral signature. The Mayor must veto the entire budget or none of it, as there is no line-item veto in Seattle. Copies of budget documents are available for public inspection at the CBO offices, at the Seattle Public Library, and on the Internet at <http://www.seattle.gov/budget>.

During the year, the City may have a need to change the adopted budget to respond to evolving needs. The City makes such changes through supplemental budget appropriation ordinances. A majority of the City Council may, by ordinance, eliminate, decrease, or re-appropriate any unspent appropriations during the year. The City Council, generally with a three-fourths vote, may also increase appropriations from available money to meet necessary expenditures that were not foreseeable earlier. Additional unforeseeable appropriations related to settlement of claims, emergency conditions, or laws enacted since passage of the annual operating budget ordinance require approval by a two-thirds vote of the City Council. Absent such changes, departments are legally required to stay within their annual budget appropriation.

Reader's Guide

This reader's guide describes the structure of the budget book and outlines its content. The budget book is designed to present budget information in an accessible and transparent manner – the way decision-makers consider the various proposals. It is designed to help residents, media, and City officials more easily understand and participate in the budget deliberations.

A companion document, the 2022-2027 Proposed Capital Improvement Program (CIP), identifies expenditures and fund sources associated with the development and rehabilitation of major City facilities, such as streets, parks, utilities, and buildings over the next six years. The CIP also shows the City's financial contribution to projects owned and operated by other jurisdictions or institutions. The CIP fulfills the budgeting and financial requirements of the Capital Facilities Element of Seattle's Comprehensive Plan by providing detailed information on the capacity impact of new and improved capital facilities.

The 2022 Proposed Budget and 2022-2027 Proposed CIP can also be found online at the City Budget Office's webpage. In addition to PDF files containing the Proposed Budget and Proposed CIP, the site contains department-customized expenditures and revenues.

The 2022 Proposed Budget

This document is a description of the proposed spending plan for 2021. It contains the following elements:

- **Proposed Budget Executive Summary** – A narrative describing the current economy, highlighting key factors relevant in developing the budget document, and how the document addresses the Mayor's priorities;
- **Summary Tables** – a set of tables that inventory and summarize expected revenues and spending for 2021;
- **General Fund Revenue Overview** – a narrative describing the City's General Fund revenues, or those revenues available to support general government purposes, and the factors affecting the level of resources available to support City spending;
- **Selected Financial Policies** – a description of the policies that govern the City's approach to revenue estimation, debt management, expenditure projections, maintenance of fund balances, and other financial responsibilities;
- **Departmental Budgets** – City department-level descriptions of significant policy and program changes from the 2020 Adopted Budget, the services provided, and the spending levels proposed to attain these results;
- **Appendix** – an array of supporting documents including Cost Allocation, a summary of cost allocation factors for internal City services; a summary of position changes by department contained in the 2021 Proposed Budget; and a glossary.

Reader's Guide

Departmental Budget Pages: A Closer Look

The budget presentations for individual City departments (including offices, boards, and commissions) constitute the heart of this document. They are organized alphabetically within seven functional clusters:

- Arts, Culture, & Recreation;
- Education, Health & Human Services;
- Livable and Inclusive Communities;
- Public Safety;
- Utilities, Transportation & Environment; and
- Administration.

Each cluster comprises several departments sharing a related functional focus, as shown on the organizational chart following this reader's guide. Departments are composed of one or more budget control levels, which in turn may be composed of one or more programs. Budget control levels are the level at which the City Council makes appropriations.

As indicated, the proposed budget appropriations are presented in this document by department, budget summary level, and program. At the department level, the reader will also see references to the underlying fund sources (General Fund and Other) for the department's budgeted resources. The City accounts for all of its revenues and expenditures according to a system of funds. In general, funds are established to account for specific revenues and permitted expenditures associated with those revenues. For example, the City's share of Motor Vehicle Fuel taxes must be spent on road-related transportation activities and projects, and are accounted for in a fund in the Transportation Fund. Other revenues without statutory restrictions, such as sales and property taxes (except voter-approved property taxes), are available for general purposes and are accounted for in the City's General Fund. For many departments, such as the Seattle Department of Transportation, several funds, including the General Fund, provide the resources and account for the expenditures of the department. For several other departments, the General Fund is the sole source of available resources.

Reader's Guide

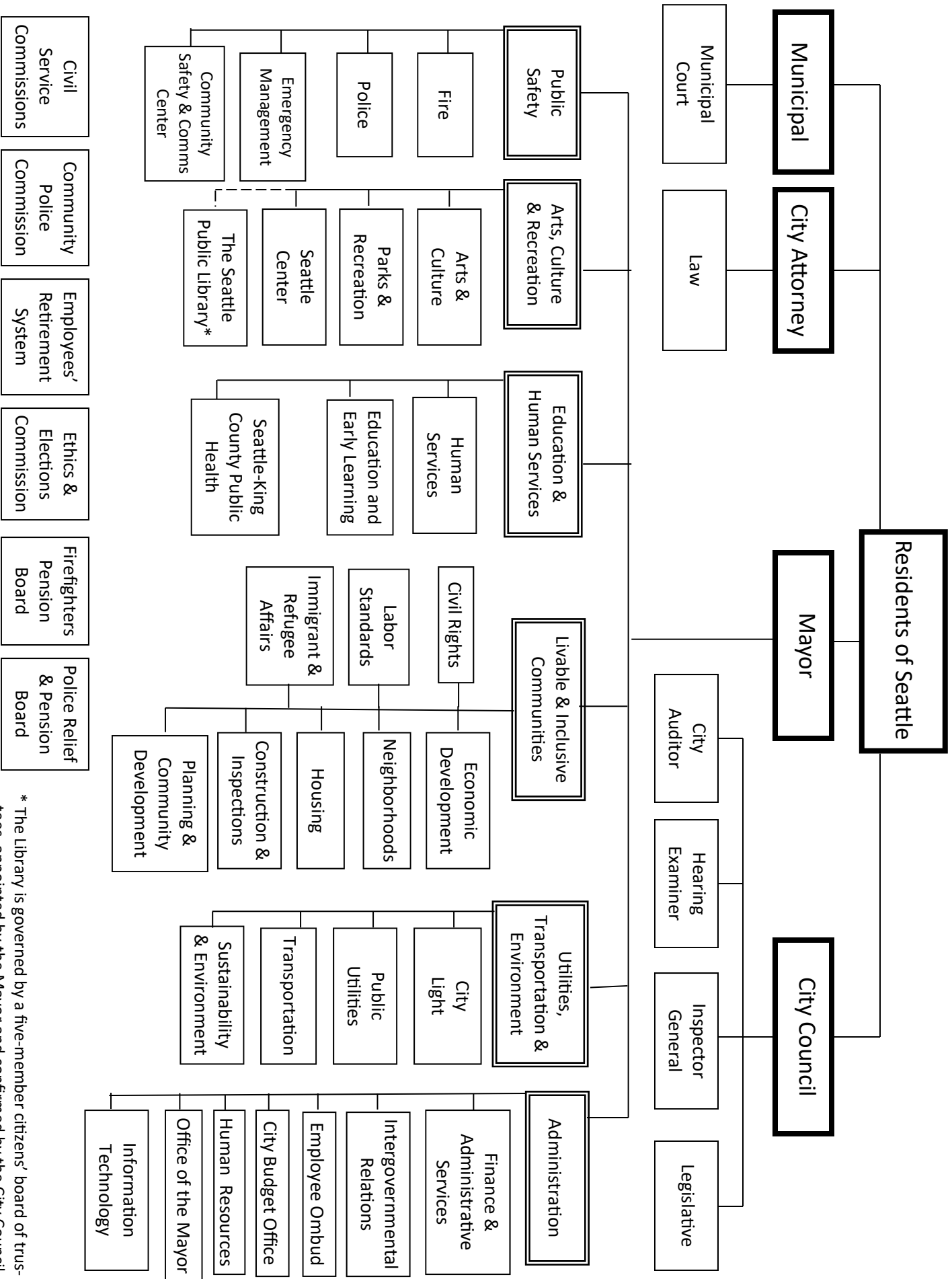
Budget Presentations

Most department-level budget presentations begin with information on how to contact the department. The department-level budget presentation then goes on to provide a general overview of the department's responsibilities and functions within City government, as well as a summary of the department's overall budget. A narrative description of the issues impacting the department's 2022 Proposed Budget then follows. The next section of the department-level budget presentation provides a numerical and descriptive summary of all of the incremental budget changes included in the 2022 Proposed Budget, along with a discussion of the anticipated operational and service-level changes that will result. The department-level budget presentation concludes with summary level tables that describe the department's overall expenditures and revenues by type as well as by budget control level and program. All department, budget control, and program level budget presentations include a table summarizing historical and adopted expenditures, as well as proposed appropriations for 2022.

A list of all position changes proposed in the budget has been compiled in the appendix. Position modifications include eliminations, additions, reclassifications, and status changes (such as a change from part-time to full-time status), as well as adjustments to departmental head counts that result from transfers of positions between departments.

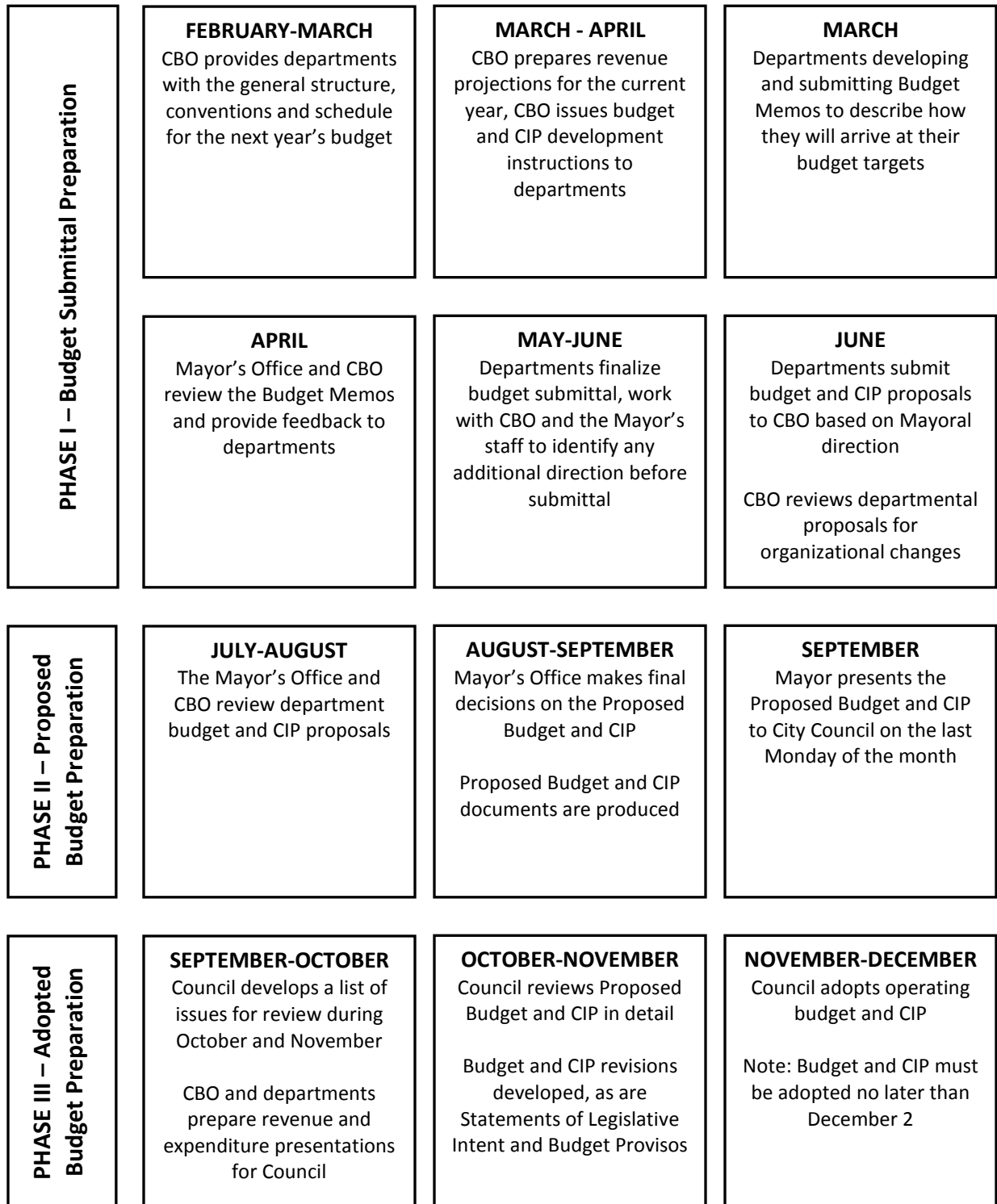
For information purposes only, an estimate of the number of staff positions to be funded under the 2022 Proposed Budget appears in the departmental sections of the document at each of the three levels of detail: department, budget control, and program. These figures refer to regular, permanent staff positions (as opposed to temporary or intermittent positions) and are expressed in terms of full-time equivalent employees (FTEs). In addition to changes that occur as part of the budget document, changes may be authorized by the City Council or the Human Resources Director throughout the year, and these changes may not be reflected in the estimate of staff positions presented for 2022. These changes are summarized in the appendix.

Where relevant, departmental sections include a statement of projected revenues for the years 2021 through 2022.



* The Library is governed by a five-member citizens' board of trustees, appointed by the Mayor and confirmed by the City Council.

Budget Process Diagram



Summary of the 2022 Proposed Budget

Introduction

Mayor Durkan's 2022 Proposed Budget will be the last of her administration. If the City had maintained its usual biennial approach to budgeting, 2022 would have been the second year of the 2021-2022 biennium, and the 2022 Proposed Budget would have followed through on the second year of a two-year financial plan. However, due to the unprecedented financial uncertainties created by the COVID-19 pandemic, the budget for 2021 was proposed and adopted as a single-year budget. Thus, the 2022 Proposed Budget takes the 2021 budget as a starting point. As detailed in this summary, the economic, financial, and public health circumstances have led to significant changes relative to 2021. Following a brief review of the region's underlying economic conditions and their impact on City revenues, this section provides highlights of those changes. While changes are proposed in every City department and address the wide range of service provided by the City, this summary highlights the following issues: Financial Assistance from the Federal Government; Restoration of Base Funding; Expanding Approaches to Community Safety; Addressing the Immediate Needs of Those Experiencing Homelessness and Investing in Affordable Housing for the Long-term; the Clean City Initiative; Ongoing Commitments to Invest in BIPOC Communities, Implementing the Green New Deal; Investments in the Duwamish Valley; and the overall funding approach for the Council's "JumpStart" revenue priorities. This summary focuses on general government functions, additional information about the City's "enterprise" functions, including Seattle City Light, Seattle Public Utilities and the Seattle Department of Construction and Inspections can be found in the separate budget book sections for those departments.

The Local Economy and City Revenues

COVID-19 remains a dominant influence on both the national and local economies, and its influence is being felt across the world economy as well. The dramatic drop in employment and overall economic activity associated with the onset of the pandemic has eased, and the fiscal stimulus provided by the federal government has had the intended effect of promoting activity across the economy. For example, unemployment for the Seattle regional economy, which peaked at a rate of 17.1% in April of 2020, has now fallen to 5.0%. The recovery has been uneven in terms of its impact on different sectors within the economy, and employment in the service sector continues to lag, with the restaurant, tourism and entertainment industries still facing significant, COVID-19-related restrictions. To date, City, state and federal relief efforts have targeted assistance to these industries and those who work within them.

The 2022 Proposed Budget is balanced to a revenue forecast that was developed in July and August 2021 and formally presented to the City Council on August 17, 2021. The forecast highlighted the significant positive impacts of the federal stimulus, and the initial success of the widespread vaccination efforts implemented in the first half of this year. Consumer spending returned more quickly than had been expected, and this has led to a material increase in the City's largest revenue streams, including both sales, and business and occupation (B&O) taxes. The general consensus among national forecasters is that the most significant impacts of the stimulus, having arrived more rapidly than anticipated, will also likely dissipate sooner than had been originally anticipated. Thus, relative to the forecasts developed in April 2021, the new forecast of General Fund and related general government

Summary of the 2022 Proposed Budget

resources includes a projected increase of almost \$55 million in 2021, but less than \$25 million for 2022. In total, the 2022 forecast projects that General Fund and related general government resources will total \$1.74 billion. The comparable revised figure for 2021 is \$1.71 billion. (The 2021 total is \$1.79 billion but that includes \$66.5 million associated with a property transaction that has been delayed, and the City has already allocated those anticipated proceeds.)

The generally good news about a faster and more robust economic recovery that underlies the upward revision in the August revenue forecast, has been tempered by the growing threat of COVID-19's Delta variant. The rapidly spreading variant has increased case counts both locally and across the nation, and is leading to the readoption of social distancing policies that could hamper continued economic recovery. Locally, data indicate that since July recovery of the hospitality sector – namely hotels and restaurants – has plateaued. The “return-to-office” plans of major local employers, including Amazon and Microsoft, have been delayed. The ultimate economic and revenue impacts of these developments remain unclear as many sectors within the local economy, particularly the high-wage technology sector, have adapted to the realities of COVID, and have even taken advantage of some of the economic opportunities it has provided.

Other economic risks have also intensified. Inflation has risen notably and this puts pressure on the cost side of local government at the same time that revenues have been reduced. Supply chain disruptions have hampered the manufacturing sector, and concerns about how COVID-19 will affect where employees will work in the long-run has dampened demand for commercial office space and commercial construction has begun to slow in response. The tax revenues generated by construction have become a notable share of both sales and B&O taxes.

These risks will be monitored over the coming months and will inform the revenue forecast that will be provided to the City Council in late October or early November, as it moves closer to final budget decisions.

Financial Assistance from the Federal Government

In addition to the funding available from City sources, the 2022 Proposed Budget also relies upon significant one-time federal financial assistance. First in 2020 and again in 2021, the federal government has provided significant financial relief directly to local municipalities. For Seattle, this has included more than \$160 million from the 2020 CARES Act, approximately \$230 million from the 2021 Coronavirus Local Fiscal Recovery (CLFR) fund, and an additional \$50+ million in targeted assistance included in the overall 2021 American Rescue Plan Act (ARPA). The CLFR funds have been awarded in two tranches, with the first half available in 2021 and the second half in 2022. The 2022 Proposed Budget includes appropriation of the second tranche, which amounts to approximately \$116 million.

Additional federal support provided to the state and county has been a source of financial relief and assistance to Seattle residents and businesses. Moreover, throughout the pandemic, the Federal Emergency Management Agency (FEMA) has been providing, on a reimbursement basis, resources to directly address the costs of mass testing and vaccinations, as well as measures needed to provide appropriately socially-distanced shelter and housing for those experiencing homelessness. The City has had to “front” these costs, but reimbursements have begun to flow from FEMA.

Summary of the 2022 Proposed Budget

In both 2020 and 2021, the available federal assistance has been used by the City to provide support to those most directly affected by the pandemic. This has included financial assistance to small businesses, particularly those in the service and hospitality sector, and to the residents who work in those sectors, or who have otherwise faced financial hardships due to job loss, illness or other factors. This has taken the form of direct financial grants, expanded emergency food provision, socially distanced shelter and housing, as well as increased hygiene services for those who remain living unsheltered. The City also used a share of these resources to help maintain basic City operations, providing personal protection equipment to first responders, investing in the technology needed to sustain remote work for a large number of City employees, and adapting City facilities to operate in a safe, socially-distanced paradigm.

The 2022 Proposed Budget includes allocations of the final major tranche of federal assistance, namely the \$116 million provided by the second tranche of CLFR funding. The proposed uses of these funds shift from a primary focus on immediate assistance and relief to longer-term perspective. The investments proposed for 2022 represent lasting investments that will help provide a platform for a more equitable recovery, with the specific goal of improving opportunities for those most affected by the pandemic. At the same time, the proposed spending does include continued assistance for those facing immediate needs. In summary, the budget directs federal funding to the following areas:

Affordable housing: More than \$50 million of the available CLFR funding will be used to build or acquire affordable housing. Access to affordable housing is perhaps the greatest challenge facing the city, and increased investment in this area will also help create jobs throughout the housing development pipeline and increase the number of people served by the shelter system by giving people a place to go after shelters.

COVID-19 pandemic related food and shelter programs: During 2020 and 2021, the City has ramped up food support and homeless shelter capacity to de-densify the system and reduce risk of COVID transmission. For 2022, approximately \$25 million of CLFR funds will be appropriated for these purposes. At the same time, the budget recognizes that as the current health crisis eases, the City and the region must transition to a more sustainable model of shelter and food assistance. As described later, this transition will be overseen by the King County Regional Homelessness Authority (KCRHA), as part of new policy and governance approach to dealing with homelessness.

Invest in economic inclusion: The allocations proposed for 2022 also include \$14.5 million for investments in workforce development, childcare provider stabilization to ensure help parents transition back to work or to a specific workplace, and a small business ownership fund designed to give underinvested communities the opportunity to own space and build equity while offering a public benefit. Funding in the amount of \$6.7 million is also proposed to support the Seattle Promise program, which provides free tuition and educational support to young people who are interested in pursuing education at one of the Seattle Colleges.

In addition to these community-focused allocations, the budget allocates the remaining federal funds to enhance clean-up activities focused on parks and the public right-of-way, and to defray the costs associated with sustaining safe work environments and/or remote work for City employees. Further details about the previous and proposed uses of federal aid are provided in the “Seattle Rescue Plan” section of the budget book.

Summary of the 2022 Proposed Budget

While they are summarized above as separate items for transparency and clarity, the 2022 Proposed Budget uses these federal resources in combination with the forecast City resources to develop a comprehensive plan for City spending in 2022. Key components of the plan are described in the sub-sections that follow.

Restoration of Base Funding

The economic slowdown and associated decline in City revenues caused by COVID-19 forced a significant reallocation of City resources in both 2020 and 2021. In particular, the proceeds from several voter-approved property tax measures were redirected from their originally intended purposes to support basic operations, which had otherwise been funded by the City's General Fund. Property taxes have not suffered significant declines through the pandemic, so these voter-approved funding streams provided a reliable resource to help "cushion" the impacts of other revenues falling short of expectations. For example, revenues from the voter-approved Metropolitan Park District (MPD) were shifted from their originally intended purposes to support basic operations at Seattle Parks and Recreation (SPR). Funding that had been intended to enhance programming, expand major maintenance, and support various capital investments was instead used to pay salaries and other operational costs as parks facilities continued operations in support of pandemic relief. A similar approach was taken with resources provided by the Seattle Public Library Levy. This approach represented a significant policy choice by the City's elected officials, and it required a supermajority vote of the City Council to authorize spending in a manner that was not originally intended by the voters.

In this context, Mayor Durkan has made it a priority to restore base funding where possible. This includes the restoration of \$7.7 million in General Fund to SPR, and \$5 million to the Seattle Public Library. At the same, funding for capital projects provided by Real Estate Excise Tax revenues have largely been restored to pre-pandemic levels as this revenue stream has rapidly recovered. While these allocations do not expand services or fund new programs, they do have the affect of honoring and restoring the original intent of voters.

Expanding Approaches to Community Safety

The Mayor's 2022 Proposed Budget builds upon recent efforts to expand the City's approach to ensuring community safety through programs and approaches that expand beyond a traditional, uniformed police response. This includes investments in the Seattle Fire Department (SFD), the Seattle Police Department (SPD), and the Human Services Department (HSD).

In 2021, SFD continued to expand the Health One program that was initiated as a pilot in 2019. This program responds to individuals immediately in their moment of need and helps them navigate the situation – whether they need medical care, mental health care, shelter, or other social services. In 2022, approximately \$2 million is provided to SFD to initiate a "Triage Team" as a complementary program. This program is being developed under the umbrella of SFD's Mobile Integrated Health (MIH) unit, which includes Health One. The Triage Team is designed to respond to non-medical, non-criminal calls identified by the 911 dispatch center at the Community Safety and Communications Center (CSCC).

Summary of the 2022 Proposed Budget

This specialized response model will operate out of SFD in close connection with the CSCC and will be dispatched after SFD and SPD 911 operators determine the appropriate form of response.

SPD has also continued to develop non-traditional approaches to addressing community safety. In 2022, this will include an expansion of the existing Community Service Officer program. The addition of five officers and one supervisor will expand the CSO team to a total of 24. CSOs are non-commissioned officers who work as liaisons between the community and SPD. They serve to bridge the service gap on non-criminal calls for service and perform a variety of public safety-related community service and outreach work that does not require the enforcement authority of a sworn officer.

Significant community safety investments are also proposed in the Human Services Department (HSD). For example, an additional \$1.5 million is appropriated to the department to support an investment in the new Regional Peacekeepers Collective, bringing the total funding for this program to \$2 million. The goal of the Regional Peacekeepers Collection is to prevent and eliminate youth gun violence. This investment is complemented by continued funding in the amount of \$10 million to continue support for community-developed or community-led solutions to increase safety and reduce violence. HSD recently completed a contract award process that allocated the \$10 million from the 2021 Adopted Budget to an initial set of new programs. The 2022 funding will ensure that these programs can be sustained into the future. The 2022 Proposed Budget also includes funding for two additional victim advocates, and there will be sufficient resources in HSD's base budget to initiate a new Domestic Violence Intervention Project (DVIP). This pilot project is modeled after the national best practice *Colorado State Differentiated Treatment Program*. The program provides funding for community-based, nonprofit organizations who provide consultation and treatment services for batterers.

At the same time that the budget makes these commitments to new approaches to community safety, funding is also provided to support increased uniformed staffing at SPD. This past two years have seen a dramatic reduction in the size of SPD's uniformed force as resignations and retirements reached unprecedented levels. The 2022 Proposed Budget for SPD includes funding sufficient to add a net of 35 new officers. This increase would increase the average officer count to 1,230 still well short of the 1,343 officers that had been funded for 2021. The Mayor is committed to restoring SPD staffing to previous levels, but recognizes that this will require a sustained commitment to recruitment. Accordingly, the budget includes funding to provide financial incentives for both newly hired recruits and lateral transfers from other departments.

Addressing the Immediate Needs of Those Experiencing Homelessness and Investing in Affordable Housing for the Long-term

COVID-19 has posed significant challenges to the City's long standing efforts to address the needs of those experiencing homelessness. The economic impacts of the pandemic have increased the number of individuals living without shelter at the same time that the social-distancing and hygiene practices needed to contain COVID-19 have demanded costly changes in the way shelter services are provided. Recognizing these challenges, the 2022 Proposed Budget for HSD includes \$115 million for services in support of those experiencing homelessness. In addition to base funding for emergency shelters, case management, diversion, outreach, hygiene/day centers, homelessness prevention and permanent supportive housing supportive services, this human services budget includes investments to sustain

Summary of the 2022 Proposed Budget

shelter facilities established in response to COVID-19, expand shelter opportunities (including three new tiny-home villages), and implement a new approach to leverage federally funded housing vouchers. In particular, the proposed budget provides \$6 million in City-funded support services to pair with these vouchers. By pairing supportive services with the voucher, housing becomes more accessible to people with a higher acuity of need, who may have a longer history of homelessness, who may be unsheltered, and for whom support services will help with stabilization and successful retention of housing.

More broadly, the Human Services Department's 2022 budget marks a milestone in establishing a true regional approach toward addressing the crisis of homelessness. Rather than being directly administered by HSD, more than 90% of the funding allocated for homelessness will be transferred to the recently established KCRHA. The Mayor's Office, HSD and KCRHA worked together to identify priorities and funding gaps in the current homelessness programs and address them in this budget. HSD is also working closely with the KCRHA to ensure the Authority has the appropriate infrastructure in place to assume administration of 2022 contracts that fund homelessness services across the city.

While investments in shelter and other forms of emergency housing are essential, the long-term solution to the region's housing crisis rests in increased access to affordable housing. Accordingly, the proposed budget includes an historically large investment in affordable housing. Made possible by a combination of resources from the Mandatory Housing Affordability (MHA) program, federal CLFR funds and the payroll expense tax, the Office of Housing (OH) will have more than \$190 million for 2022 investments in housing capital and home ownership. This includes \$6 million to promote home ownership, as recommended by the Equitable Communities Initiative (ECI) Task Force, and \$15.7 million from a continued investment in the Strategic Investment Fund that was established in the last year's budget, as part of an overall financial commitment to address historical disparities that primarily impact Black, Indigenous, and People of Color (BIPOC) communities. These funds will be specifically targeted to address the risk of residential displacement from these communities.

Clean City Initiative

Trash, litter and debris have become more common sights across the city during the COVID-19 pandemic. To address this issue the proposed budget includes \$10.4 million in funding for critical operations that ensure our public spaces are clean, safe, and accessible. This investment package includes:

- Funding to continue the Clean Cities Initiative through August 2022, funding a surge-level response to address immediate recovery needs through strategies such as purple bag, community litter abatement, graffiti rangers and needle disposal.
- Support for City efforts to maintain clean and accessible right-of-way (ROW) and parks, resourcing the expanded demand on Seattle Parks and Recreation to address impacts of unsheltered populations including litter removal, site restoration, storage of personal belongings, and data collection & reporting.
- Enhanced RV remediation, RV pump outs and additional Hygiene Stations, resourcing Seattle Public Utilities to work collaboratively with people living in RVs to maintain clean and accessible areas in the ROW around RVs. SPU will hire a new Field Coordinator who will support connecting people

Summary of the 2022 Proposed Budget

living in RVs to resources as part of their role. In addition, SPU will add 3 hygiene station locations to the 18 locations currently planned in 2022.

The funding needed to support these additional investments is derived both from the City's own financial resources and the federal CLFR dollars available in 2022.

Ongoing Commitments to Invest in BIPOC communities

The 2021 Adopted Budget included funding commitments that acknowledge a pattern of underinvestment rooted in centuries of institutional racism. The Strategic Investment Fund, mentioned above in the context of affordable housing investments, was one element of these investments. In addition to this \$30 million fund, the budget also included \$30 million to support recommendations to be brought forward by the ECI Task Force, nearly \$30 million for a Council-designed Participatory Budget process, and \$10 million to support community-driven community safety investments. This latter component corresponds to the funding noted previously that HSD recently distributed among a group of new community-proposed programs. The 2022 Proposed Budget includes sufficient resources not only to sustain these community safety programs, but also to continue the recommendations of the ECI Task Force, and move forward with the Participatory Budgeting program.

The ECI Task Force has made recommendations for ongoing funding in the areas of homeownership (noted previously), work force training, education, healthcare access, and business development, among others. The 2022 Proposed Budget will provide the resources needed to make these investments ongoing, consistent with the Task Force recommendations.

The same approach is taken with Participatory Budgeting. Although the initial spending recommendations have not yet been developed for this program, by building \$30 million of funding into the ongoing base budget, the 2022 Proposed Budget ensures that there will be sufficient funding to implement the recommendations that do emerge as ongoing programs. In addition, because a share of the 2021 funding for Participatory Budgeting remains unspent, there will also be an opportunity to expand the current Participatory Budgeting process to include recommendations for a significant set of one-time investments.

The 2022 Proposed Budget also includes funding to continue the Strategic Investment Fund, although in a slightly modified form that also helps address some of the priorities articulated in the Council's JumpStart legislation. In particular, \$14.3 million of what had been the \$30 million Strategic Investment Fund will be directed on an on-going basis to the existing Equitable Development Initiative (EDI), with the remaining \$15.7 million directed to OH to help mitigate the risk of residential displacement. These two approaches are consistent with the goals that have been articulated for the Strategic Investment Fund, and also help meet Council's direction to use payroll taxes to support EDI and expand investments in affordable housing.

Moreover, these are not the only proposed investments that will target historical disparities primarily experienced by BIPOC communities. For example, the budget includes proposals to increase City support for capital facilities and programs that prioritize Seattle's Native American and Indigenous residents by more than \$1 million. In addition, an appropriation of \$400,000 is proposed to continue efforts to battle increasing incidents of hate crimes, some motivated by ignorance around the source of

Summary of the 2022 Proposed Budget

COVID-19. The budget also includes significant new investments in the Duwamish Valley, described below, which are designed to benefit the residents of this diverse community.

Implementing the Green New Deal

The City of Seattle has been a long-standing leader and shown a steadfast commitment to advancing policies to protect the environment and address the undeniable threat of global climate change. The Mayor proposes to further these commitments, and to meet the Council direction regarding the use of payroll tax resources, by providing more than \$14 million of funding to implement a series of Green New Deal priorities. This includes:

- \$4.1 million in support of operationalizing the Duwamish Valley Action Plan with programmatic and capital investments in the South Park and Georgetown neighborhoods;
- \$6.5 million held in reserve awaiting recommendations from the recently convened Green New Deal Advisory Board;
- \$1.7 million to advance conversions from oil-heated to more efficient carbon-neutral electric heat;
- additional funding to both assess and mitigate vehicle emissions; and workforce investments designed to expand employment opportunities in the new “green” economy.

Further details regarding the Duwamish Valley proposal are provided below. The vast majority of the funding to support the Green New Deal investments listed here comes from the proceeds of the new payroll expense tax, but a share is also made possible by the federal CLFR dollars.

This package complements a wide range of investments in transit, electrification, sustainability, and workforce development throughout the city. These include \$3.8 million in existing work at OSE on climate justice, buildings and energy, and transportation electrification, \$3.2 million budgeted at the Department of Finance and Administrative Services for municipal fleet electrification, and \$2.9 million in REET funding for the Municipal Energy Efficiency Program which electrifies and makes energy improvements at City-owned facilities.

In addition, the Seattle Department of Transportation’s 2022-2027 Capital Improvement Plan (CIP) includes \$231 million (\$16 million in new funding) covering Pedestrian Master Plan projects, Bike Master Plan projects, transit projects, and other projects supporting bike and pedestrian master plans. Seattle City Light is budgeting \$9.7 million for Transportation Electrification, \$2.8 million in new CIP spending for Grid Modernization, and \$5.5 million for its “Create Our Energy Future” initiative advancing Green New Deal and decarbonization goals. At the same time, Seattle Public Utilities is proposing \$600,000 for utility-funded grants for workforce development and circular economy investments aligned with the Green New Deal.

Investing in the Duwamish Valley

The 2022 Proposed Budget includes more than \$8.5 million for new investments in the Duwamish Valley. These investments will advance key priorities of the Duwamish Valley Action Plan (DVAP). The

Summary of the 2022 Proposed Budget

DVAP is a community-led plan driven by environmental justice and racial equity, all designed to deliver measurable improvements in community health and well-being. The DVAP includes seven priority focus areas: healthy environment, parks and open spaces, community capacity, mobility and transportation, economic opportunity and jobs, affordable housing, and public safety. The 2022 budget demonstrates the City's commitment to this community and includes:

- \$500,000 to expand youth training and leadership development;
- \$550,000 to invest in economic and workforce development;
- nearly \$200,000 to support inclusive community engagement;
- \$1,000,000 to incentivize the conversion of heavy-duty vehicles from fossil fuels to clean electricity; and
- \$6.35 million to construct or rehabilitate community spaces to ensure climate pollution-free operations, improve resiliency, address environmental inequities.

Overall Approach to the Use of Payroll Taxes and the JumpStart Priorities

The Green New Deal and associated Duwamish Valley investments represent one use of the payroll expense tax revenues available for 2022. An overall review of how these resources are deployed is important for understanding the overall 2022 Proposed Budget.

In July 2021, Council adopted Ordinance 126393, which established a separate fund to receive payroll tax revenues and set out a specific annual spending plan for the these revenues for 2022 and beyond. This included formulas that would allocate the revenues between support of the overall General Fund and investments in four priority policy areas: affordable housing; economic recovery and assistance to small businesses, the Green New Deal, and the Equitable Development Initiative.

The package of legislation submitted with the 2022 Proposed Budget includes legislation that would amend this legislation as the budget includes a modified allocation of the payroll tax revenues. The proposed changes are necessary in order to reconcile the priorities identified in Ordinance 126393 with Council actions in support of other critical funding needs, including homelessness, community safety, BIPOC investments, domestic violence prevention and victim services, appropriate compensation for City employees, and the ongoing shortfall in some City revenues.

Nonetheless, the 2022 Proposed Budget does meet the funding targets established under Ordinance 126393. It does so by combining payroll tax revenues with the federal CLFR resources. On net, nearly \$100 million of new funding is provided for affordable housing and expanded shelter offerings, approximately \$25 million is proposed for economic recovery and business assistance, and more than \$14 million each is proposed for the Green New Deal and the Equitable Development Initiative.

Sustaining these levels of funding going forward will be a challenge because the CLFR resources will not be available in 2023 and beyond. Further work will be needed by the Council and perhaps the next Mayor to fully reconcile all the City's competing policy demands.

Race and Social Justice Initiative (RSJI)

RACE AND SOCIAL JUSTICE INITIATIVE IN 2022 BUDGET CHANGES

Introduction

This chapter provides an overview of significant changes in the City’s 2022 budget that advance the [Race and Social Justice Initiative \(RSJI\)](#). The City implements many more initiatives within department base funding that are not included below in this summary of changes.

City of Seattle Race and Social Justice Initiative

Significant evidence shows all Seattle residents do not have the same opportunities and quality of life because of their race and where they live. Race produces similar conditions for people of color and other under-represented groups in the City of Seattle’s workforce. To address racial inequities, in 2004 Seattle became the first city in the U.S. to establish a program to explicitly eliminate institutional racism. Institutional racism exists when an organization’s programs, policies, and spending work to the benefit of white people and to the detriment of people of color, usually unintentionally. The City uses a Racial Equity Toolkit to guide policy, program and budget decisions so they support positive racial equity outcomes. The City government also uses a racial equity lens to create a workforce inclusive of people of color and other marginalized or under-represented groups at all levels of City employment.

The Office for Civil Rights leads RSJI in the City and provides support for departments and staff. Each City department has a “Change Team” – a group of employees who champion RSJI activities and strengthen a department’s capacity to get more employees involved—to support internal transformation. The team facilitates and participates in discussions on race, racism, and strategies to overcome institutional barriers to racial and social equity.

Below are examples from the City’s 2022 Proposed Budget illustrating how the City continues to use policies, programs, and investments to change racial equity outcomes through stronger relationships with communities; align policies and strategies across departments; and share knowledge and resources to create opportunities to integrate equity goals. The 2022 budget continues the Mayor’s record level of investments in community safety and equity-focused programs led by community-based organizations, sustaining the commitment of \$100 million in new investments.

ARTS, CULTURE AND RECREATION

Office of Arts and Culture

Individual Artist Relief

\$1,500,000

This item provides financial support to individual artists and creative workers, workers who have been negatively impacted by COVID-19. Most of the individuals in this category are small business owners, entrepreneurs, and sole proprietors. The financial support will be paired with a workforce development component in partnership with the Office of Economic Development (OED).

Equity and Cultural Education

Race and Social Justice Initiative (RSJI)

\$1,200,000

This item continues funding for the Equitable Communities initiative Task Force in 2022. The goal is to increase leadership and empowerment opportunities for BIPOC youth through the creation of culturally-relevant programming. Arts will be directing the funds to provide:

- Culturally-relevant youth and family programming and classroom residences with BIPOC-centered cultural institutions, museums and other informal learning spaces during the school day
- Cultural education programs outside of school by BIPOC-led creative youth development organizations
- Awards for BIPOC youth who want to engage in arts & culture on their own terms (e.g. buying instruments + individual lessons)

Seattle Parks and Recreation Department

Formalize Rec’N the Streets Program

\$10,000

This item transfers \$660,000 from multiple funds with SPR’s budget to formalize a mobile recreation pilot, Rec’N the Streets, which delivers programming in partnership with community using neighborhood-based data and equity maps.

MPD Funding Realignment for HR/Workforce Equity (see Capital Changes)

\$700,000

The 2022 Proposed Budget reallocates \$700,000 of Seattle Park District (MPD) resources from SPR’s capital budget for Acquisitions (MC-PR-21001) to support an ongoing investment in the department’s Human Resources Team. This change supports a revised service model that advances SPR’s vision of becoming an anti-racist organization and is aligned to meet the growing demand for services from a department with over 1,000 regular positions and an additional 800-1,000 temporary staff throughout the year. These resources will allow SPR to increase HR support by 4.25 FTE to 16.0 FTE total, bringing its ratio of FTE to HR staffing into alignment with similarly sized departments. Specifically, this adds:

- a Workforce Equity Advisor (1.0 FTE)
- a Training Coordinator dedicated to anti-racism training deliverables (1.0 FTE);
- an HR Business Partner for the Grounds Maintenance Division (1.0 FTE);
- increases capacity for performance reporting (0.5 FTE), leave of absence (0.5 FTE), and managerial needs (0.25 FTE);
- and reclasses 4.0 positions to Strategic Advisor and Manager roles to better align with their job duties and increased supervisory roles.

Please see the capital changes section of the proposed budget for the corresponding reduction to SPR’s Capital Improvement Program.

MPD Funding Realignment for Departmental Equity Team (see Capital Changes)

\$300,000

The 2022 Proposed Budget reallocates \$300,000 of Seattle Park District (MPD) resources from SPR’s capital budget for Acquisitions (MC-PR-21001) to support an ongoing investment in SPR’s Equity Team. This change creates a dedicated, centralized team to work with staff across divisions to establish unified goals and educational curriculums centered around equity. This proposed funding for this change is

Race and Social Justice Initiative (RSJI)

\$600,000, including \$300,000 from the MPD capital budget and an additional \$300,000 from the net-zero reallocation of base operating costs.

Specifically, this adds three Strategic Advisors to plan, develop and implement equity strategies and structurally embed RSJI policies and practices across the department. Two positions will be added in the Superintendent's office and one position will be added in the Parks and Environment Division. In addition, this item provides the department's Change Team with a small annual budget for supplies.

Please see the capital changes section of the proposed budget for the corresponding reduction to SPR's Capital Improvement Program.

MPD Funding Realignment for Equitable Park Development Fund (see Capital Changes)

\$300,000

The 2022 Proposed Budget reallocates \$300,000 of Seattle Park District (MPD) resources from SPR's capital budget to SPR's operating budget to begin to transition the Major Projects Challenge Fund to a new Equitable Park Development Fund as recommended by the Park District Oversight Committee (PDOC) in 2020. The investment will focus on partnering with communities and community groups to make improvements to parks and park facilities in neighborhoods that have a history of racial disparities in access to green space and in safety from environmental harms. This change also adds two FTE per PDOC's recommendation to lead this work within the department.

Please see the capital changes section of the proposed budget for the corresponding reduction to SPR's Capital Improvement Program.

Language Premium Staff Stipend

Various Departments

\$440,000

This item increases ongoing appropriation authority for language services stipends. Per the Coalition of City Unions collective bargaining agreement, City employees who are multilingual and provide language services, such as interpretation and translation, to communicate with clients and/or other employees in business-related situations are now eligible for a monthly language premium stipend. The amounts in the 2022 budget are estimates based on the eligible employees from 2021. This budget action acknowledges the additional value contributed by employees who speak multiple languages.

EDUCATION AND HUMAN SERVICES

Department of Education and Early Learning

Equitable Communities Initiative

\$4,000,000

This item continues funding for an Equity and Cultural Education Fund. As part of the Equitable Communities Initiative (ECI) Task Force, the education workgroup recommended \$6 million to establish an Equity and Cultural Education Fund; with \$2 million specified for cultural education annually. The Fund is designed to benefit BIPOC youth impacted by systemic inequities in education. The appropriation for the fund is split between DEEL (\$4 million) and ARTS (\$2 million). Some of the funding will support administrative costs to operate the program. Activities supported by the Fund include:

1. Youth leadership and cultural education
2. Family support and engagement

Race and Social Justice Initiative (RSJI)

3. Educator diversity and professional/organizational development

Participants in these activities may be youth, families, educators, and/or community-based organizations. While the Fund prioritizes BIPOC-led community-based organizations and sole proprietors, it does not preclude partnerships with formal education systems and institutions. Funds may also be used to support organizational development for BIPOC-led non-profits and evaluation activities.

Human Services Department

Funding for Community Safety Capacity Building

\$10,000,000

This item provides \$10 million for community-developed or community-led solutions to increase safety and reduce violence. These investments renew the Mayor's 2021 investment of \$10 million to continue community safety capacity building.

Maintain Keiro Enhanced Shelter Units (125 units)

\$6,587,625

The Keiro building in the Central District is planned to house a 125-unit, 24/7 non-congregate enhanced shelter starting in the fall of 2021. The shelter will be operated by Africatown Community Land Trust whose goal is to acquire, steward and develop land assets that are necessary for the Black/African diaspora community to grow and thrive in place in the Central District. The shelter will serve single adults with culturally responsive services, case management, housing navigation services, and behavioral health support.

Gender-Based Violence Victims Services

\$875,000

This proposal adds funding for community-based victim services and addresses a 2022 funding gap due to a reduction of fines and fees from offenders due to changes in State law and increased diversion programs. Victims of gender-based violence are disproportionately BIPOC young women and children. These programs give victims of sexual violence the support they need to move forward in their lives with the physical, emotional and debilitating pain and trauma they experience. These programs provide a support system to those survivors who may otherwise live in isolation.

Investments to Address Hate Crimes

\$400,000

This funding will continue the 2021 investments made in Ordinance 126308 to address the increase in hate crimes and bias that disproportionately affect the Asian American and Pacific Islander Community in Seattle. Two programs will be continued:

- Community Based Organization Intervention Funding, including advocacy, counseling, mental health support, trauma response, and care.
- Innovation Funds to Community Based Organizations.

Visiting Nurse Project

\$150,000

This item will provide funding to hire a Registered Nurse (RN) to provide home based nursing care to approximately 200 individuals within communities that have higher rates of serious health conditions or deaths which are disproportionately communities of color. This funding will integrate a nursing

Race and Social Justice Initiative (RSJI)

component into African American Elders Program (AAEP) care coordination and family caregiver support services. This position is essential to supporting the most vulnerable elders especially in emergency situations by providing culturally appropriate and trusted social and health resources.

Reentry Programs for Formerly Incarcerated individuals (Equitable Communities Initiative)

\$1,500,000

This item funds contracted organizations to provide reentry programs for formerly incarcerated individuals. The goals of the programs are to decrease the likelihood that individuals will reoffend and increase the likelihood of attaining meaningful employment. This program was recommended by the Equitable Communities Initiative Task Force.

Culturally Responsive & Inclusive Access to Healthcare (Equitable Communities Initiative)

\$1,000,000

This item funds community-based organizations, including local community health boards, to provide access and entry to appropriate, desired, and impactful health care, including the provision of technical assistance to health care providers around the specific needs of specific communities. This program was recommended by the Equitable Communities Initiative Task Force.

Culturally Responsive & Inclusive Direct Healthcare (Equitable Communities Initiative)

\$1,500,000

This item funds programs for Community Health Centers and community-based organizations. Contracted organizations will provide innovative and alternative ways to achieve health and healing for communities that have historically had a higher rate of negative health disparities. This program was recommended by the Equitable Communities Initiative Task Force.

Farm to Table (Equitable Communities Initiative)

\$200,000

This item increases funding for Farm to Table, which works with local farmers to provide locally grown and produced foods to preschool and after school programs and offers nutrition education. Participants in the program are children and families who disproportionately identify as BIPOC. This program was recommended by the Equitable Communities Initiative Task Force.

Funding for Services from agencies specializing in American Indian and Alaska Native populations

\$1,200,000

Building upon the one-time funding in the 2021 budget, this item provides on-going funding to support programs that reduce the disproportionate impacts of homelessness, domestic violence, sexual assault and violence on American Indian/Alaska Native (AIAN) communities.

Regional Peacekeepers Collective

\$1,500,000

This budget item transfers funding from Seattle Police Department to the Human Services Department to fund community safety investments in the Regional Peacekeepers Collective for approximately 18 months. The goal of the Regional Peacekeepers Collection is to prevent and eliminate youth gun violence by ensuring sustainable conditions that allow young people to live and be healthy, happy, hopeful, safe, and thriving.

Race and Social Justice Initiative (RSJI)

LIVABLE & INCLUSIVE COMMUNITIES

Seattle Department of Construction and Inspections

Race and Social Justice Initiative Staffing

\$168,105

This item adds ongoing budget and position authority for a new staff person fully dedicated to advancing the Race and Social Justice Initiative (RSJI) in SDCI. This position will add essential expert-level guidance regarding succession planning, leadership training and development, and change management. The position will also support City-wide initiatives such as the Seattle Promise program. This item is funded through SDCI's overhead (9% General Fund and 91% permit fees in the Construction and Inspections Fund). The total amount includes approximately \$3,000 for one-time items.

Office of Economic Development

Maritime Workforce Development Program

\$500,000

This item adds \$500,000 in one-time resources to develop a workforce development program within the manufacturing and maritime key industries. Rebuilding a stronger, and more equitable economy from COVID-19 cannot exclusively focus on the most immediate, visible impacts of the pandemic. Rather, it will require creating more middle-wage jobs and more wealth-generating businesses in industries that will thrive in the future and ensuring there is equitable access to jobs in, and ownership of, those businesses. Investments in economic inclusion are not only crucial for the city's recovery – they will also make businesses more competitive.

Small Business Development Capital (Equitable Communities Initiative)

\$5,000,000

This item adds \$5,000,000 for programming and 1.0 FTE intended to decrease the barriers BIPOC populations face in securing financing for their small businesses. Funding will be provided in the form of small business grants to leverage additional lending as needed for small business growth and expansion that leads to additional small business employment and long-term commercial wealth. This item was recommended by the Equitable Communities Initiative Task Force.

Small Business Technical Assistance (Equitable Communities Initiative)

\$2,500,000

This item adds \$2,500,000 for the purpose of providing technical assistance to small businesses. These services will be provided via contractual relationships with local Community Development Financial Institutions ("CDFIs") and other organizations selected through an RFP process in 2021 for the same purpose. This item was recommended by the Equitable Communities Initiative Task Force.

Youth Healthcare Career Exploration (Equitable Communities Initiative)

\$500,000

This item adds \$500,000 for programming and 0.5 PTE intended to increase the number of BIPOC representation in the healthcare profession. Funding will be intended for BIPOC focused organizations to

Race and Social Justice Initiative (RSJI)

create programs that advance youth career exploration activities, mentorships, internships, and partnerships in the health care sector. This item was recommended by the Equitable Communities Initiative Task Force.

Healthcare Career Pipeline (Equitable Communities Initiative)

\$1,700,000

This item adds \$1,700,000 for ongoing programming and 1.0 full time staff member intended to address the need for greater BIPOC representation in the healthcare profession, especially in positions which impact health outcomes, by focusing on programs that support new and/or non-traditional paths into healthcare careers and includes technical assistance for smaller healthcare providers. Funding will be used to contract with partner organizations to develop viable career pathways for intended for BIPOC individuals within the health care profession. This item was recommended by the Equitable Communities Initiative Task Force.

Small Business Ownership Fund

\$7,600,000

This item \$7,600,000 to create a Small Business Ownership Fund. Funding is intended for BIPOC owned businesses in high displacement areas to finance the acquisition and development of commercial space, providing opportunities to own space and build equity. Financing will be paired with OED's technical assistance programs which will support businesses during the construction process.

Permit Fee Reform – Racial Equity Toolkit

\$50,000

This item adds \$50,000 to undertake a Racial Equity Toolkit process around the potential impacts of changing fees for film and special event permitting in the right of way. This investment would help to ensure that any fee reforms were properly informed by an equity analysis prior to potentially proposed legislation.

Office of Housing

Investments to Address Residential Displacement (Strategic Investment Fund)

\$15,700,000

This proposal provides a dedicated resource for investments in the acquisition of property located in high risk of displacement neighborhoods, including land and buildings, that is specifically intended to address residential displacement. This item is a companion to the \$14.3 million allocation of investments in the equitable development initiative in the Office of Planning and Community Development budget.

Homeownership Development (Equitable Communities Initiative)

\$4,875,000

This item adds 4,875,000 to develop an affordable housing program that creates equitable access to homeownership opportunities intended for Black, Indigenous, and People of Color (BIPOC) households who have been impacted by historically discriminatory housing policies, to remain in the City of Seattle, be rooted in place, and create generational wealth through homeownership. This item was recommended by the Equitable Communities Initiative Task Force.

Race and Social Justice Initiative (RSJI)

Ownership Retention Program (Equitable Communities Initiative)

\$875,000

This item adds \$875,000 to the Ownership Retention Program, that responds to homeowner's need to stay in their homes and their ability to develop their property as a means to secure assets for generational wealth and stabilize communities at risk of displacement. This item was recommended by the Equitable Communities Initiative Task Force.

Single Family Oil Heat Conversion

\$1,498,461

This item provides funding to fully meet the 2022 production targets of 125 oil-to-electric heat pump conversions for low-income households regardless of any delay to the Heating Oil Tax. This is part of the Clean Heat Program for oil home heating conversions, which is a collaboration between the OH and the Office of Sustainability and Environment (OSE). This item creates one Property Rehab Specialist position to implement the Clean Heat program. Funding for this program is supported by Payroll Expense Tax resources as it is consistent with the JumpStart policy goals regarding Green New Deal investments. Funding will be supported by the Oil Heat Tax in 2023 and beyond.

Workforce Development; Affordable Housing and Homeless Service Providers

\$750,000

This item adds \$750,000 to develop and strengthen the workforce in housing social service agencies throughout the city. This investment seeks to advance educational and technical training, intended for BIPOC workers and to create new employment pipelines for the sector while simultaneously ensuring high quality delivery of housing and services to vulnerable people.

Office of Immigrant and Refugee Affairs (OIRA)

Language Access and Contracting Capacity

\$246,656

This item increases funding to support language access functions that will increase meaningful access for speakers of languages other than English to Seattle programs and services. The funding adds two positions, the first of which is a Language Access Specialist who will work with the existing specialist in supporting City departments to develop internal Language Access plans and improve their communication with different communities. This position will also actively work with translators in the community to create linguistically accessible materials for the City. The second position will support OIRA's procurement and contracting needs generally and as it relates to Language Access needs. Lastly, this funding covers the operating costs of a City-wide cloud-based computer-assisted translation tool (SmartCAT). This tool will help facilitate City departments' translation requests and will serve as a repository and reference of translated content.

Language Premium Staff Stipend

\$12,000

This item increases ongoing appropriation authority for language services stipends. Per the Coalition of City Unions collective bargaining agreement, City employees who are multilingual and provide language services, such as interpretation and translation, to communicate with clients and/or other employees in business-related situations are now eligible for a monthly language premium stipend. The amounts in the 2022 budget are estimates based on the eligible employees from 2021.

Race and Social Justice Initiative (RSJI)

Restore Immigrant Family Institute Funding

\$70,000

The 2021 Adopted Budget suspended funding for the Immigrant Family Institute (IFI) in 2021 because the in-person nature of the programming was not compatible with pandemic social distancing requirements. This item restores funding in the 2022 budget with the intent to resume programming for the IFI. The IFI is an 8-week program that brings together immigrant and refugee families and Seattle Police officers in hopes of creating understanding and relationships.

OIRA-CLFR Re-Employment Pathways for Immigrants and Refugees

\$250,000

This item addresses the negative economic impact of the pandemic on low-wage, limited English speaking immigrant and refugee adults and further invests in their digital skill building and device ownership through the Ready to Work (RTW) program. This further continues opportunities for educational and training pathways to help immigrants and refugee adults obtain family wage jobs.

Office of Labor Standards

Independent Contractor Legislation Resourcing

\$488,262

This item increases appropriation by \$488,262 and adds two ongoing positions to implement the Independent Contractor Protection Ordinance, passed on June 14, 2021. The ordinance provides labor standards protections for independent contractors, including pre-contract disclosures and a requirement for timely payment, as well as establishing multiple enforcement mechanisms. Ongoing appropriation of \$427,612 will support education and outreach through community partnerships, and ongoing salary costs for 1.0 FTE Paralegal and 1.0 FTE Planning & Development Spec II. One-time appropriation of \$60,650 will support new employee initial set up, consultant services to develop ordinance related notices, press releases, educational documents, initial media campaign, updates to existing ordinance materials, translations, and language access services.

Domestic Worker Standards Board Recommendations

\$500,000

This item increases appropriation by \$500,000, providing one-time resources for further implementation of recommendations from the Domestic Workers Standards Board (Board). The Board was established by the Domestic Workers Ordinance (Seattle Municipal Code 14.23) to provide a forum for hiring entities, domestic workers, worker organizations, and the public to consider, analyze, and make recommendations to the City on the legal protections, benefits, and working conditions for domestic worker industry standards. In 2021, the DWSB issued recommendations for improving the working conditions of domestic workers, including enhancing outreach and education and pursuing additional policies that address existing needs of domestic workers.

The additional funding would support one or more of the Board recommendations like:

- (1) A study/evaluation of portable paid time off (portable benefits) solutions.
- (2) Funding the creation, translation, and dissemination of new Domestic Workers Ordinance materials and communications.
- (3) Funding partnerships with community organizations to conduct additional outreach and education.

Race and Social Justice Initiative (RSJI)

Department of Neighborhoods

Investment in the Equitable Food Fund (Equitable Communities Initiative)

\$750,000

This item adds \$750,000 of new funding and 1 FTE for additional investments in the Equitable Food Fund (EFF). This investment was recommended by the Equitable Community Initiative Task Force.

Increase Equitable Food Fund Programming

\$1,500,000

This item adds \$1.5M to the EFF for awards. This item adds position authority and allocates funding for 4 FTEs to scale and administer the fund. This funding increase was recommended by the Sweetened Beverage Tax Citizens Advisory Board (SBTCAB).

Chinatown International District Outreach & Engagement

\$151,701

This item adds position and budget authority for 1 FTE Strategic Advisor 1 to provide overall strategic advisement, coordination, and support for the portfolio of investments in the Chinatown-International District (CID).

Restore Funding for South Park Public Safety Coordinator

\$110,000

This item restores funding for the South Park Public Safety Coordinator. Funding for this contract was added on a one-time basis in the 2021 Adopted Budget and as a result removed from the Baseline as previously described. This change is an on-going restoration of funding.

Provide Resources for Wealth Education (Equitable Communities Initiative)

\$1,800,000

This item adds \$1,800,000 to develop a holistic wealth education program intended to support BIPOC residents and business owners build wealth and achieve stability. The program should include a pipeline of generational wealth resources related to homeownership, business development, financial planning, education, and health and leverage technology to connect BIPOC communities to available services from the City and partner organizations. This investment was recommended by the Equitable Community Initiative Task Force.

Office of Planning and Community Development

Equitable Development Initiative and Strategic Investment Fund Expansion

\$14.3 million

This item utilizes funding from the JumpStart Payroll Expense Tax to expand the Equitable Development Initiative (EDI) and its sister program, the Strategic Investment Fund (SIF). Funds will be distributed through a 2022 grant application process. This item also includes three new staff positions. A Grants and Contracts Specialist will support the technical aspects of the contract and invoicing processes at OPCD, and two Planning and Development Senior positions will provide additional project management capacity and technical assistance to community organizations as they build organizational capacity, work

Race and Social Justice Initiative (RSJI)

on project development, and work through legal, financial, and organizational issues. This item is a companion to the \$15.7 million allocation of investments to address residential displacement in the Office of Housing budget.

Duwamish Valley Program Development Projects

\$2.3 million

This one-time item funds essential improvements to the South Park Neighborhood Center to establish it as a Resilience Hub that benefits the community by housing community-supportive services, providing clean air, serving as a cooling center, and operating with solar energy. The funding will also support design and implementation of community-supportive uses and/or economic development uses as part of the development of the Unity Electric site, as well as community-supportive gathering spaces in Georgetown. This funding will also ensure the building design includes climate resilience infrastructure such as solar energy at the South Park Community Center. These items are part of a package of investments that expand the Duwamish Valley Program in 2022 and is funded by Payroll Expense Tax (JumpStart) funds.

Duwamish Valley Program - Staffing and Engagement

\$192,722

This item supports implementation of the Duwamish Valley Action Plan. It provides a 3-year sunset position that enables OPCD to hire a program coordinator for the Duwamish Valley Program (DVP); it also includes \$30,000 to support meaningful, inclusive and coordinated community engagement. These items are part of a package of investments that expand the Duwamish Valley Program in 2022 and is funded by Payroll Expense Tax (JumpStart) funds.

Indigenous Planner

\$158,684

This item creates the City's first staff position dedicated to Indigenous Planning. The position will develop frameworks and processes for incorporating Indigenous planning concepts into City planning and community development work; it will also expand the City's planning approach and increase the ability to engage with the Indigenous Seattle Working Group and other Indigenous Seattle residents. The intent is to enable the City to transition from the erasure of Native American culture and experiences to a process where Indigenous methodologies are incorporated and implemented. This item also supports the City's climate resilience, transportation, and green infrastructure goals.

Equitable Zoning Outreach

\$225,300

This one-time item enables OPCD to partner with affected community to develop equitable development zoning tools; it also builds on OPCD's efforts to develop land use strategies that support equitable development. The goal is to address barriers in the City's land use and zoning regulations that make it difficult for EDI and other affordable housing and community-based development projects to succeed. Funding will be used to compensate community members for participating in a steering committee that will shape the equitable zoning tools; support engagement by providing translation, childcare, food, or online outreach/advertising; and engage community-based subject matter experts, e.g., Black and Indigenous developers, architects, and organizers, to advise OPCD.

Race and Social Justice Initiative (RSJI)

RSJI Training

\$26,000

The 2022 Proposed Budget funds RSJI trainings and activities for the Planning Commission, the Design Commission, and OPCD. This item provides four annual RSJI training sessions for new and continuing Commissioners. It also provides funding for RSJI trainings and presentations for OPCD staff. OPCD's baseline budget does not include funding for these activities.

PUBLIC SAFETY

Community Police Commission (CPC)

Pilot Community Police Oversight Young Leader Internship & Fellowship Program

\$32,044

As an organization, CPC has identified significant high barriers that keep youth from being able to engage in changing public safety. There is also a lack of opportunity, training, and support for youth to be connectors in their own communities and be appropriately compensated for professional work in the field, and to empower and embolden their communities to advocate for their own vision of public safety. This proposal aims to fill the gap of opportunities for Black, Indigenous, Latinx, Pacific Islander, Immigrant or Refugee youth from our community to be formally trained in and compensated for work in transforming public safety. These leaders will in turn have access to many opportunities that are not often available to youth of color. The point of this fellowship is to center and lift up historically underserved populations and to help develop their voices and professional skills.

Seattle Fire Department

Add Diversity Recruitment and Work Culture FTE

\$166,663

This item restores a position that was eliminated as part of the COVID reductions in the 2021 Adopted Budget. This 1.0 FTE will focus on advancing the department's goals of promoting diversity, equity, and inclusion in the workplace, spanning from recruitment to retention.

Seattle Municipal Court

Increase to Jail Diversion Subsidized Home Monitoring Program

\$88,000

The increased funding would continue to remove the barrier of economic ability for participation for the indigent defendants as EHM has been self-funded by the defendants paying based on their income scale. There is still economic barrier that creates a gap, which adversely impacts indigent communities and lower income communities of color. This vital subsidy is critical for reducing that economic inequality and disparity in our public safety system.

Race and Social Justice Initiative (RSJI)

Contract With Community-based Provider Social Worker in the Community Resource Center **\$140,000**

This item funds a social worker/case manager in the Community Resource Center (CRC) at the Court. This position is intentionally called-out as a non-court employee to bridge the gap between community-based non-profits and the clients who present in need of services at the Seattle Justice Center. The position will make culturally appropriate referrals to community-based agencies which will support clients in services with the goal of long-term self-sufficiency outside of the court system. The mission of the CRC is to “make it easy for individuals to access life-changing services so that they can move forward in health and stability.” CRC services are available to all members of our community, and many programs and services are aimed at assisting low-income communities of color, especially Black and African Americans who have historically been the most disadvantaged group with the lowest income levels in our region.

Seattle Police Department

Office of Police Accountability Video Analyst **\$156,698**

This item includes ongoing funding for a full-time video content creator who will be responsible for analyzing and creating video/audio content that is specific to every applicable OPA case with video or audio (in-car video, body worn video, public video, 911 calls, etc.) that details the information used to make investigative decisions. As OPA continues to build relationships and trust in the community, it is essential that OPA has the appropriate staffing to support OPA’s transparency and accountability goals. OPA’s complaint process directly affects vulnerable and disadvantaged communities, as often complainants are from these communities; race and ethnicity is a prominent and important issue between these communities and the Department. In order to serve these communities and improve relations, OPA must continue to improve the accessibility of all portions of the complaint process, which includes sharing investigative evidence used in the decision making process, and having information regarding the findings available outside of the written, English language.

UTILITIES AND TRANSPORTATION

Seattle Public Utilities

Drainage and Wastewater Apprenticeship Program **\$500,000**

This item increases Drainage and Wastewater Fund appropriation to pay for five additional apprentices in the Drainage and Wastewater (DWW) Line of Business. This would increase apprenticeships to twelve, from a baseline of seven. Positions are loaned by Seattle Department of Human Resources (SDHR). Hiring for Drainage and Wastewater Apprentices would aim to draw on a diverse cohort, providing a critical jobs pathway.

Race and Social Justice Initiative (RSJI)

Shared – Green New Deal Business Development Strategy

\$600,000

This item pilots a community grant program focused on green workforce development specific to the water and waste sectors and will complement the City of Seattle's Green New Deal initiative. This effort will focus on local green business and sustainability investments, especially in BIPOC and other historically underserved communities. The pilot will initially fund \$600,000 in grants, leveraging existing position authority for oversight and within waste and waste related job and business efforts. These will specifically focus on job opportunities for BIPOC community members, historically disadvantaged communities, and at-risk youth by offering support services to increase competitiveness in the labor market.

Shared – DON MOA Expansion

\$312,000

The 2022 Proposed Budget for Seattle Public Utilities funds expanded community engagement and education efforts in partnership with the Department of Neighborhoods (DON). This body of work will include expanded efforts for donation matching, expanded outreach, and RSJI trainings, and funds capacity for inclusive engagement between community and the Customer Review Panel.

Expanded RV Remediation

\$556,063

This item transfers \$556,064 in General Fund authority from Seattle Department of Transportation (SDOT) and adds one field coordinator in order to support expanded RV cleaning services as part of a broader RV remediation program. The Field Coordinator (1.0 FTE) will connect individuals residing in RVs/vehicles to resources, facilitate trash removal around vehicles in the ROW, and to manage storage of personal belongings, as required, as part of the City's efforts to increase access to the ROW. This work will include expanding Purple bag distribution and collection to RV sites, at up to 10 RV sites weekly serving ~30% of RV need. Moreover, there will be additional cleanings at smaller RV sites. New contracted teams will work 4 days a week and identify and clean sites in one of five zones per day. The number of sites will vary based on size and amount of trash. This provides direct hygiene services to persons experiencing limited shelter, who are disproportionately from communities of color.

Seattle Department of Transportation

TNC Tax Funding for ReSET O&M Programs

\$150,000

This item adds \$150,000 of Transportation Network Tax funding to pedestrian and public space improvements as part of the City's equitable recovery effort focused on addressing the disproportionate impact of the events of the past year and how recovery efforts should be prioritized in those communities. This is a companion request to Capital Program expansion of \$650,000, which aims to create a equitable and vibrant recovery through a series of pedestrian, transit access and livability improvements. This will support one-time operation and maintenance efforts for improvements that are not creating capital assets, such as pavement marking and painting.

Race and Social Justice Initiative (RSJI)

TNC Tax Funding for ReSET Capital Programs

\$650,000

This item funds public space projects aimed at supporting equitable and vibrant recovery through a series of pedestrian, transit access and livability improvements. This investment would focus on spaces that bring people together to support community recovery. Project work includes street lighting improvements, pedestrian paving projects, crosswalks, curb ramps, and more in communities that have historically seen less investment in transportation infrastructure.

Transportation Equity Workgroup

\$183,709

This item increases appropriation by \$183,709 to continue funding for the Transportation Equity Workgroup (TEW) from the Transportation Network Company (TNC) tax proceeds. Appropriation for the non-labor TEW expense is currently one-time funding, ending in 2021. This proposal requests to change the funding from one-time to ongoing to continue this important work in delivering projects with a focus on impacts to BIPOC communities.

Duwamish Valley Investments - 8th Ave Pedestrian Improvements

\$1,750,000

This change is part of a package of investments that expand the Duwamish Valley Program for 2022. The expanded program is intended to increase opportunities for youth and provide community and economic development in accordance with the Duwamish Valley Action Plan. This item will link the Georgetown community to its only waterfront access by improving 8th Ave. S and the street end park, including pedestrian safety, natural drainage, and open space.

Office of Sustainability and Environment (OSE)

Oil Home Heating Conversion

\$200,000

This Green New Deal item adds \$200,000 in one-time Payroll Expense Tax (Jumpstart) funding to support the Clean Heat Program for oil home heating conversions. This funding will provide for temporary staffing at OSE for implementation, fund 80 middle-income rebates, and fund targeted outreach in racially diverse neighborhoods with a high percentage of oil heated homes. This includes strategic marketing and communication to ensure rebate opportunities reach neighborhoods with lower participation rates as well as communities most impacted by environmental and racial injustice. An accompanying \$1.5 million item for fully funded low-income home heating conversions is in the Office of Housing's proposed budget.

Clean Energy Pre-Apprenticeship Scholarships

\$1,000,000

This Green New Deal item adds \$1,000,000 in federal funding (CLFR) to OSE's budget to provide scholarships for 75-100 individuals to participate in pre-apprenticeship training. This funding covers application and enrollment costs, tools, PPE, and work gear. It also provides post-training support services for new apprentices, in order to support retention in the clean energy workforce. Funding will also support targeted inclusive outreach (in-language and through trusted networks) to advance green and just workforce development and priority hire goals.

Race and Social Justice Initiative (RSJI)

Increase to Environmental Justice Fund

\$550,000

This item adds \$550,000 to the Environmental Justice Fund. This is aligned with a recommendation from the Equitable Communities Initiative Task Force for immediate and long-term funding for community-based efforts to address health disparities. These investments will aim to address health disparities through investments in food access and environmental justice.

Support for Duwamish Valley Businesses

\$275,000

This item increases appropriation authority at the Office of Sustainability and Environment in order to support small and industrial businesses in South Park and Georgetown with COVID-19 relief and response, technical assistance, marketing support, financial advice, marketing, and providing local vendors better opportunities for City contracting and procurement. These items are part of a package of investments that expand the Duwamish Valley Program in 2022.

Funding for Greening of Industrial Properties

\$300,000

This item increases appropriation authority at the Office of Sustainability and Environment in order to fund community-led efforts to green the industrial areas of South Park and Georgetown. This funding would support grants to community-based organizations for outreach, engagement, and implementation in private industrial properties. Some of this funding may also support Seattle Department of Transportation and Seattle Public Utilities in these departments' efforts to green the right of way and work related to water management. These items are part of a package of investments that expand the Duwamish Valley Program in 2022.

Expand Duwamish Valley Youth Corps

\$500,000

This item increases appropriation authority at the Office of Sustainability and Environment in order to expand the Duwamish Valley Youth Corps. This item provides funding for expanded participation, capacity building, youth workforce development, and recreational programming. It also supports Green New Deal goals around green investments and workforce development. These items are part of a package of investments that expand the Duwamish Valley Program in 2022.

Rebates for Heavy Duty Electric Vehicles

\$1,000,000

This item increases appropriation authority at the Office of Sustainability and Environment for a program offering rebates for electric heavy duty vehicles in the Duwamish Valley, such as drayage trucks, school buses, and other fleets. This builds on a current grant-funded partnership with SCL, Duwamish River Cleanup Coalition, African Chamber of Commerce, and the Northwest Seaport Alliance to explore how to electrify drayage trucks in a manner that does not burden independent BIPOC truck owners/drivers. This program advances RSJI goals by providing crucial economic assistance as well as furthering air quality goals, and helping to achieve a just climate transition. These items are part of a package of investments that expand the Duwamish Valley Program in 2022.

Duwamish Green Workforce Development Investments

\$275,000

This item increases appropriation authority at the Office of Sustainability and Environment in order to fund efforts to connect upcoming developments in the Duwamish Valley with local job creation. This

Race and Social Justice Initiative (RSJI)

funding will address priorities from the Industrial and Maritime Strategy as well as the Duwamish Valley Action Plan, and will focus on green economy careers, aiming to facilitate pathways to jobs in manufacturing, logistics, and the maritime sector, as well as work supporting sea level rise adaptation, the electric vehicle industry, and climate change resilience. These items are part of a package of investments that expand the Duwamish Valley Program in 2022.

ADMINISTRATION

Office of the Employee Ombud

Increase Anti-Hate Crimes Training Capacity

\$151,701

This item creates a 1.0 FTE Strategic Advisor 1, Exempt pocket in the Office of the Employee Ombud (OEO), and increases ongoing appropriation authority by \$151,701 to OEO. The ongoing body of work for this position is training development and coordination related to anti-hate crimes and crimes of bias within City departments. This body of work was created in response to the Mayor's Executive Order 2020-01: Addressing Hate Crimes and Crimes of Bias, as well as Seattle City Council Ordinance 126308.

Department of Finance and Administrative Services

Equitable Communities Initiative (ECI) Funding for Workforce Equity and WMBE support

\$1,000,000

This item, recommended by the Equitable Communities Initiative Task Force, adds ongoing funding to provide technical assistance to WMBE firms to do business with the City and aims to provide wrap-around services to support construction apprenticeship training and retention of Black and Indigenous People of Color community (BIPOC) apprentices and workers.

Priority Hire Expansion

\$500,000

This item is an additional one-time investment in the Priority Hire Program. The scalable program provides technical assistance to WMBE firms to do business with the City, and wrap-around services intended to support construction apprenticeship training and retention of apprentices and workers who are members of Black, Indigenous, and People of Color (BIPOC) communities.

Finance General

Participatory Budgeting Reserve

\$30,000,000

The 2022 Proposed Budget includes ongoing funding for the participatory budgeting process. In 2021, the administration of the participatory budgeting process was shifted from the Department of Neighborhoods (DON) to the Office for Civil Rights (OCR). OCR's mission is to end structural racism and discrimination through accountable community relationships and anti-racist organizing, policy development, and civil rights enforcement. Also in 2021, positions were added to the Office for Civil

Race and Social Justice Initiative (RSJI)

Rights (OCR) to develop a Request for Proposal (RFP) to select an organization to run the participatory budgeting process. The 2021 Adopted Budget included \$28.3 million for Participatory Budgeting, and the 2022 amount of \$30 million in Finance General is reserved for future allocations.

Seattle Department of Human Resources

Restore Career Quest Scholarships and Implement Central Mentorship Tracking

\$175,000

This item increases ongoing appropriation authority by \$175,000 to the Seattle Department of Human Resources Workforce Equity Unit. \$150,000 will be used to reinstate Career Quest scholarships for City employees, and \$25,000 will be used to purchase and maintain software to align, enhance, and bring to scale the City of Seattle's 7+ mentorship programs. Career Quest scholarships have a proven track record of providing opportunities for employees, particularly female and persons of color, to learn new skills, directly increasing their performance and productivity.

Seattle Rescue Plan

Background

In response to the ongoing COVID-19 pandemic public health emergency and resulting economic downturn, the U.S. Congress passed, and the President signed, the American Rescue Plan Act of 2021 (ARPA) in March 2021. ARPA is a \$1.9 trillion package intended to combat the COVID-19 pandemic, including the public health and economic impacts via direct relief to families and grants to all levels of government. The ARPA bill built on prior federal COVID relief efforts from the CARES Act of 2020 and the Consolidated Appropriations Act of 2021.

The “Seattle Rescue Plan” (SRP) is the City’s so far nearly \$300M package of federal recovery funds to aid Seattle’s response to and recovery from the pandemic and COVID-related economic impacts. By far the largest single grant in SRP is \$232M in Coronavirus Local Fiscal Recovery (CLFR) Funds, which is for local direct aid to address COVID public health and economic impacts, certain infrastructure needs (water, sewer, and broadband), and revenue shortfalls. Federal COVID-19-related resources that have made their way to the City from ARPA or other previous bills have been grouped under the Seattle Rescue Plan umbrella. To-date, these additional resources include targeted aid for housing, rental assistance, and support for seniors, among other targeted grants. It is likely the City will receive additional COVID-19 resources in the coming months/years from Federal agencies and state pass-throughs.

On May 27, 2021, Mayor Jenny A. Durkan, together with Council President M. Lorena González and Councilmember Teresa Mosqueda, announced the first Seattle Rescue Plan (SRP1), a \$128.4 million package in federal recovery funds to aid Seattle's recovery from the pandemic and COVID-related economic impacts. SRP1 comprised two pieces of legislation that were passed by the Council on June 21, 2021:

- the first bill (Ord 126371) authorized spending \$91 million out of \$116 million of Coronavirus Local Fiscal Recovery (CLFR) funds in direct aid as well as \$12.2 million of HOME Investment Partnerships Program funds, both provided by the federal American Rescue Plan Act (ARPA), and
- the second bill (Ord 126372) authorized spending \$25 million of General Fund moneys, made possible by revenues accepted from the CLFR grant, for cash assistance to Seattle’s low-income households who have experienced the economic impacts caused by the COVID-19 crisis and those disproportionately impacted by the COVID-19 public health crisis.

The proposed investments are informed by and are a reflection of shared priorities of the Mayor and the Council, as represented in Council Resolution 31999, which was adopted in March of this year to guide the City's investment of ARPA funds. The Executive and Council engaged in community outreach to inform and guide the investment areas for the CLFR resources including round table listening sessions with business, non-profit, and community stakeholders and public hearings.

For an in depth look at the City’s plan for spending the first tranche of CLFR dollars, as well as the blueprint for evaluating the impact of the investments, see the first annual Recovery Plan report submitted to the U.S. Treasury and published on the City’s website here:

Seattle Rescue Plan

http://www.seattle.gov/Documents/Departments/FinanceDepartment/Seattle%20Rescue%20Plan/Seattle%20Recovery%20Plan%20Performance%20Report_Aug2021_vFinal.pdf

In summer 2021, the Mayor and Council also worked together to pass Seattle Rescue Plan 2 (SRP2), which comprised several more targeted federal grants authorized by ARPA, as well as another COVID relief grant authorized in last year's federal Coronavirus Response and Relief Supplemental Appropriations Act (CRRSAA). These grants totaled over \$52 million and funded rent relief, aid to seniors, mass transit operating support and capital investment, and support for McCaw Hall.

In April of 2021, the City also passed a nearly \$18 million bill (Ord 126320) that reprioritized funds from the Coronavirus Relief Fund (CRF) grant, and focused on health, food, and families, as well as administrative capacity needed to manage, track, and report on all the federal funding coming to Seattle.

Seattle Rescue Plan 3

The third Seattle Rescue Plan (SRP3) allocates and authorizes spending of the second, and final, \$116 million tranche of CLFR funds, arriving in 2022. This spending package is part of the 2022 Proposed Budget. Much of SRP3's funding allocations were pre-determined due to funding commitments approved by Council in SRP1 and the CRF Reappropriation bill earlier in 2021. With the remainder, SRP3 focuses funding around three larger themes:

Focus investment in affordable housing: concentrating funding allows the City to have a more meaningful impact on an issue area, and affordable housing is not only one of the most pressing issues facing Seattle in and of itself, but also has additional benefits such as enabling workers to live in the city instead of weathering long commutes to their worksites, creating jobs throughout the housing development pipeline, and improving throughput of the homelessness shelter system by giving people a place to go out of shelters.

Transition COVID-19 pandemic related food and shelter programs to post-pandemic operations that build upon lessons learned during the pandemic: during 2020 and 2021, the City has ramped up food support and homeless shelter capacity to de-intensify the system and reduce risk of COVID transmission, and this capacity will be transitioned to improved approaches to shelter and food operations relative to pre-pandemic programs.

Invest in economic inclusion: SRP3 includes investments in workforce development to create pathways to middle-wage jobs, childcare provider stabilization grants to ensure that parents have childcare options available to enable them to work, and a small business ownership fund leveraging outside match funding to give small business owners in underinvested communities the opportunity to own space and build equity while offering a public benefit.

The departmental allocations of this second tranche of CLFR funds are shown in the table below. Note that CLFR funds must be obligated by 2024 and spent by 2026, but the funding all arrives in two tranches, one in 2021 and one in 2022. As such, the 2022 Proposed Budget appropriates all the CLFR funds needed for obligating/spending in 2022-2024/2026, with later-year funds intended to be left unspent in 2022 and carried forward into future years.

Seattle Rescue Plan

See the individual Incremental Changes described in department sections in this budget book for more information about each item.

Table 1. Summary of CLFR Items in the 2022 Budget

Dept	Item Title	2022 Funding	Expected spend-through year
	Housing/Homelessness Total	\$72,811,077	
OH	Expanded Capital Investment in Affordable Rental Housing Production and Preservation	\$50,498,109	2026
HSD	One-year of ramp down funding for COVID Mitigation in Shelters	\$3,660,559	2022
HSD	Maintain Keiro Enhanced Shelter Units (125 units)	\$6,587,625	2024
HSD	Maintain Salvation Army-SODO Enhanced Shelter units (241 units)	\$12,064,784	2023
	Recovery Total	\$18,337,216	
FG	CLFR Revenue Replacement - Workforce Development	\$4,500,000	2022
OED	Small Business Ownership Fund	\$7,600,000	2024
SDOT	Clean City Initiative Funding Expansion	\$2,800,000	2022
SPR	Clean City Funding Continuation	\$2,800,000	2022
SPU	Clean City Initiative - CLFR Support for Cleanup Events	\$184,272	2022
SPU	Clean City Initiative - CLFR support for Graffiti, Needles, and Cleanup	\$452,944	2022
	Community Well-being Total	\$13,911,518	
DEEL	Child Care Stabilization Grants Expansion	\$2,400,000	2022
DEEL	Seattle Promise Additional Support	\$6,757,891	2023
CBO	Innovation and Performance - Affordable Seattle	\$820,995	2024
ITD	Affordable Seattle	\$1,432,632	2024
HSD	One-time funding to transition COVID-19 pandemic related food programs	\$2,500,000	2022
	City Services and Reopening Total	\$11,641,816	
CBO	Innovation and Performance - Impact Evaluation	\$930,000	2024
CBO	Federal funds project management staffing	\$2,072,024	2024
FAS	Internal Federal Funds Project Staffing	\$1,411,000	2024
OEM	Internal Federal Funds Project Staffing	\$268,592	2022
ITD	Critical IT Infrastructure Needs	\$4,000,000	2022
ITD	PC Replacement Program Mobility	\$500,000	2022
ITD	Software Costs for Vaccine Verification Platform	\$10,200	2022
SDHR	Employee Vaccine Verification System	\$450,000	2022
FG	CLFR Revenue Replacement - FEMA Contingency	\$2,000,000	2023
	Grand Total	\$116,701,628	

Seattle Rescue Plan

The \$4.5 million item in Finance General shown in the table above is for general fund (GF) revenue replacement to enable spending on the workforce development programming listed in the table below. This “swapping” of funds is necessary because workforce development programming is not generally eligible for direct use of CLFR funds, but is for GF use.

The workforce development programming seeks to create strong pathways to middle wage jobs and more wealth-generating businesses in industries that will thrive in the future. Investments in economic inclusion will help Seattle recover from the pandemic and position our local economy for continued equitable growth. See the individual Incremental Changes described in department sections in this budget book for more information about each item.

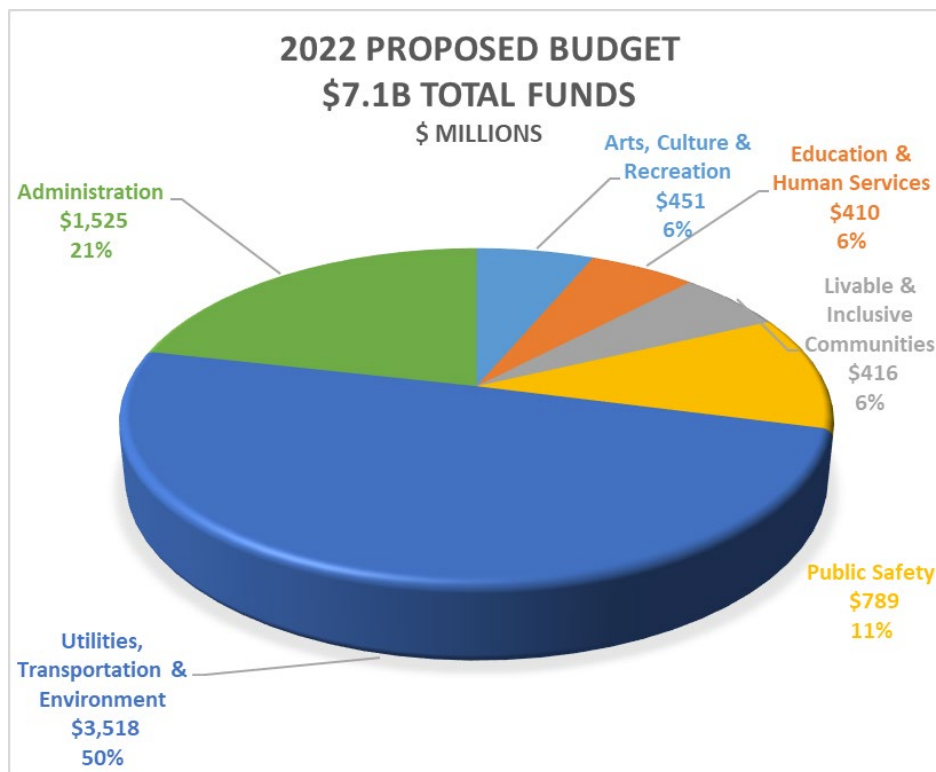
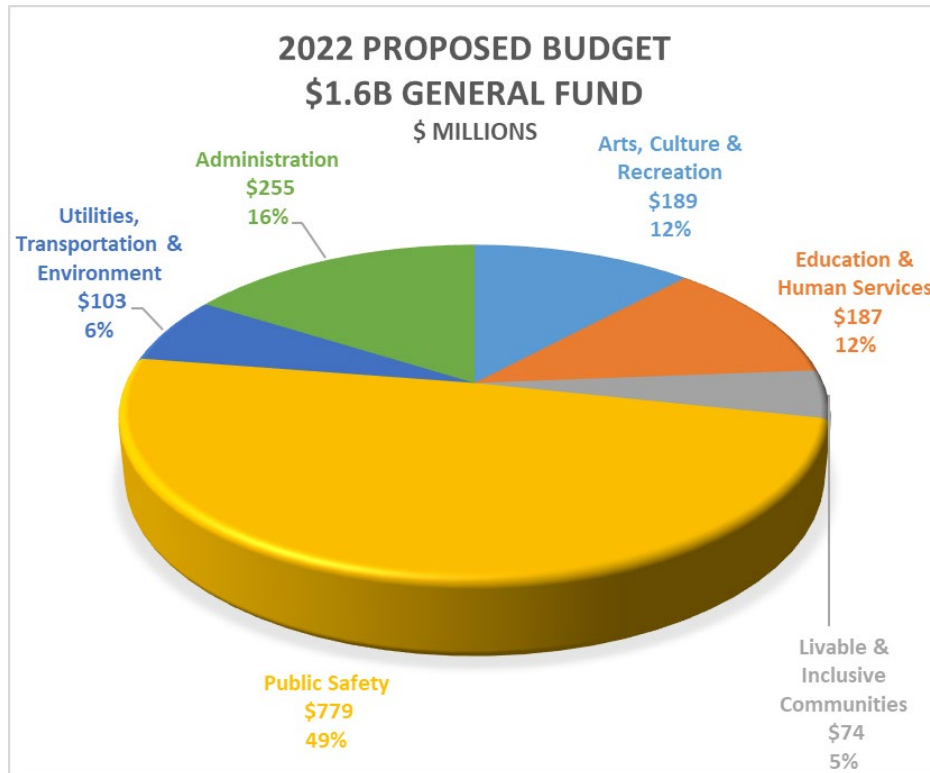
Table 2. Summary of Workforce Development Items Enabled by CLFR Funds

Dept	Item Name	2022 Funding	Expected spend-through year
ARTS	Individual Artist Relief and Workforce Development	\$1,500,000	2022
FAS	Priority Hire	\$500,000	2024
OED	Maritime Workforce Development	\$500,000	2023
OH	Workforce Development; Affordable Housing and Homeless Service Providers	\$750,000	2023
OIRA	Re-Employment Pathways for Immigrants and Refugees	\$250,000	2023
OSE	Clean Energy Pre-Apprenticeship Scholarships	\$1,000,000	2023
	Total Workforce Development	\$4,500,000	

Coronavirus Local Fiscal Recovery (CLFR) Fund

Funds from the first tranche of the CLFR grant have been deposited in the new CLFR Fund (Fund 14000), which was established in CB 126371 along with authorizing spending of those moneys. Managing the CLFR funds, revenues and spending, exclusively out of this new fund instead of spread out between different funds and mixed in with other non-CLFR spending in other funds makes it easier to track and report CLFR spending, especially important for a highly restricted funding source like this federal grant. The second tranche of CLFR funds will be managed through Fund 14000 in the same way.

Summary Charts and Tables



Summary Charts and Tables

Expenditure Summary

in thousands of dollars

	2020 Actuals		2021 Adopted Budget		2022 Proposed Budget	
	General Fund	All Funds	General Fund	All Funds	General Fund	All Funds
Arts, Culture & Recreation						
Office of Arts and Culture	-	15,483	-	14,415	3,500	20,416
Seattle Center	20,811	46,185	16,829	42,800	15,991	52,078
Seattle Public Library	57,001	84,696	54,302	86,912	60,491	94,819
Seattle Parks and Recreation	96,805	225,254	98,010	228,816	109,424	283,476
<i>Subtotal</i>	<i>174,617</i>	<i>371,618</i>	<i>169,141</i>	<i>372,943</i>	<i>189,406</i>	<i>450,788</i>
Education & Human Services						
Department of Education and Early Learning	11,030	90,751	11,403	104,463	16,069	123,264
Human Services Department	140,354	256,938	174,951	301,475	171,269	286,826
<i>Subtotal</i>	<i>151,383</i>	<i>347,689</i>	<i>186,354</i>	<i>405,938</i>	<i>187,338</i>	<i>410,090</i>
Livable & Inclusive Communities						
Department of Neighborhoods	13,191	13,192	14,947	16,420	18,054	21,178
Office of Hearing Examiner	914	914	1,062	1,062	1,078	1,078
Office for Civil Rights	5,365	5,365	6,998	6,998	7,414	7,414
Office of Economic Development	15,871	15,987	14,555	14,617	12,065	29,365
Office of Housing	45	147,591	2,700	84,536	2,124	198,795
Office of Immigrant and Refugee Affairs	13,608	13,608	3,865	3,865	4,349	4,349
Office of Labor Standards	6,797	6,257	6,276	7,276	10,678	12,131
Office of Planning and Community Development	14,381	16,243	12,955	13,833	9,178	31,432
Seattle Department of Construction and Inspections	7,448	83,913	8,729	99,106	9,037	109,982
<i>Subtotal</i>	<i>77,620</i>	<i>303,069</i>	<i>72,087</i>	<i>247,713</i>	<i>73,977</i>	<i>415,725</i>
Public Safety						
Community Safety and Communications Center	-	-	17,887	17,887	20,882	20,882
Community Police Commission	1,292	1,292	1,713	1,713	1,871	1,871
Firefighter's Pension	19,121	20,645	19,099	21,020	19,100	21,922
Law Department	34,020	34,020	35,445	35,445	38,393	38,393
Office of Emergency Management	-	-	2,484	2,484	2,813	3,081
Office of Inspector General for Public Safety	2,085	2,085	2,979	2,979	3,637	3,637
Police Relief and Pension	25,877	20,387	25,859	26,652	22,500	26,680
Seattle Fire Department	257,999	258,016	249,339	249,339	266,664	266,664
Seattle Municipal Court	36,382	36,382	38,377	38,377	40,001	40,001
Seattle Police Department	401,051	402,272	360,858	362,989	363,312	365,448
<i>Subtotal</i>	<i>777,827</i>	<i>775,098</i>	<i>754,041</i>	<i>758,885</i>	<i>779,173</i>	<i>788,579</i>

Summary Charts and Tables

	2020 Actuals		2021 Adopted Budget		2022 Proposed Budget	
	General Fund	All Funds	General Fund	All Funds	General Fund	All Funds
Utilities, Transportation & Environment						
Office of Sustainability and Environment	19,943	30,325	10,385	16,315	8,923	17,615
Seattle City Light	-	1,276,183	-	1,357,757	-	1,465,530
Seattle Department of Transportation	32,555	600,193	56,657	636,630	71,348	718,291
Seattle Public Utilities	13,055	1,109,627	20,799	1,399,444	22,343	1,316,749
<i>Subtotal</i>	<i>65,553</i>	<i>3,016,328</i>	<i>87,841</i>	<i>3,410,147</i>	<i>102,614</i>	<i>3,518,185</i>
Administration						
Office of the City Auditor	2,656	3,106	2,020	2,520	2,142	2,142
City Budget Office	7,782	7,782	7,145	7,145	7,613	11,436
Civil Service Commissions	507	507	523	523	602	602
Ethics and Elections Commission	957	1,601	1,050	9,468	1,298	2,166
Office of Economic and Revenue Forecasts	-	-	-	-	635	635
Finance and Administrative Services*	52,868	334,223	66,642	359,585	64,696	375,820
Finance General**	98,692	279,185	208,208	415,635	123,673	439,720
Seattle Information Technology Department	-	266,427	-	276,560	-	282,811
Legislative Department	18,559	18,559	18,442	18,442	19,060	19,060
Office of the Mayor	7,558	7,558	7,440	7,440	7,638	7,638
Office of the Employee Ombud	708	708	733	733	1,092	1,092
Office of Intergovernmental Relations	3,075	3,075	2,811	2,811	3,059	3,059
Employees' Retirement System	-	249,331	-	8,646	-	8,437
Seattle Department of Human Resources	20,847	311,193	22,610	335,621	23,434	370,809
<i>Subtotal</i>	<i>214,210</i>	<i>1,483,256</i>	<i>337,625</i>	<i>1,445,129</i>	<i>254,942</i>	<i>1,525,427</i>
Total	1,461,210	6,297,058	1,607,088	6,640,756	1,587,450	7,108,794

*FAS excludes the LTGO Bond and Interest Redemption Fund (20130) and Business Improvement Area funds (BIAs) which are not budgeted.

**For departments that receive General Fund (GF) transfers from Finance General (FG), the GF amount is shown in the department receiving the transfer instead of FG. These departments include: the Office of Labor Standards, Firefighters' Pension, Police Pension, Seattle Public Library and Finance & Administrative Services.

General Fund Revenue Overview

City Revenue Sources and Fund Accounting System

The City of Seattle budget authorizes annual expenditures for services and programs for Seattle residents. State law authorizes the City to raise revenues to support these expenditures. There are four main sources of revenues. First, taxes, license fees, and fines support activities typically associated with City government, such as police and fire services, parks, and libraries. Second, certain City activities are partially or completely supported by fees for services, regulatory fees, or dedicated property tax levies. Examples of City activities funded in-whole or in-part with fees include certain facilities at the Seattle Center, recreational facilities, and building inspections. Third, City utility services (electricity, water, drainage and wastewater, and solid waste) are supported by charges to customers for services provided. Finally, grant revenues from private, state, or federal agencies support a variety of City services, including social services, street and bridge repair, and targeted police services.

The City accounts for all revenues and expenditures within a system of accounting entities called “funds.” The City maintains numerous funds. The use of multiple funds is necessary to ensure compliance with state budget and accounting rules and is desirable to promote accountability for specific projects or activities. For example, the City of Seattle has a legal obligation to ensure revenues from utility use charges are spent on costs specifically associated with providing utility services. As a result, each of the City-operated utilities has its own fund. For similar reasons, expenditures of revenues from the City’s various property tax levies are accounted for in separate funds. As a matter of policy, several City departments have separate funds. For example, the operating revenues and expenditures associated with those revenues for the City’s parks are accounted for in the Park and Recreation Fund. The City also maintains separate funds for debt service and capital projects, as well as pension trust funds, including the Employees’ Retirement Fund, the Fireman’s Pension Fund, and the Police Relief & Pension Fund. The City holds these funds in a trustee capacity, or as an agent, for current and former City employees.

The City’s primary fund is the General Fund. The majority of resources for services typically associated with the City, such as police and fire or libraries and parks are received into and spent from one of two funds of the City’s general government operation: the General Fund for operating resources and the Cumulative Reserve Fund for capital resources.

All City revenue sources are directly or indirectly affected by the performance of the local, regional, national, and even international economies. For example, revenue collections from sales, business and occupation, and utility taxes, fluctuate significantly as economic conditions affecting personal income, construction, wholesale and retail sales, and other factors in the Puget Sound region change. The following sections describe the current outlook for the local and national economies, and present greater detail on forecasts for revenues supporting the General Fund and the Cumulative Reserve Fund.

National Economic Conditions and Outlook

The National Bureau of Economic Research (NBER) officially announced on July 19 that the COVID-19 sparked recession which began in February 2020 ended in April 2020. The two-month downturn was the shortest but also the steepest in U.S. history, it followed a 128-month long expansion – the longest on record since 1854. U.S. real GDP fell by 3.5% and payroll employment by 8.6 million jobs in 2020, the unemployment rate peaked at 14.4% in April 2020. For comparison, real GDP declined by 2.5% and the

Revenue Overview

economy lost 5.9 million jobs in the last recession in 2009, the unemployment rate peaked at 10.6% in January 2010.

In response to the economic downturn, the Federal Reserve lowered its benchmark interest rate to 0% to 0.25% in March 2020 and returned to aggressive quantitative easing, increasing its balance sheet by more than \$3 trillion. In the same month, Congress passed the \$2.2 trillion economic stimulus bill, the Coronavirus Aid, Relief and Economic Security Act authorizing cash payments, extra unemployment benefits, relief for businesses, support for the health care sector, and state and local government support. An additional \$900 billion in stimulus was approved as part of the Consolidated Appropriations Act in December 2020. In March 2021, Congress passed the \$1.9 trillion American Rescue Plan Act. The total \$5 trillion in pandemic-era stimulus is more than triple the Great Recession aid.

Boosted by massive fiscal stimulus, real GDP recovered faster than during previous recessions and surpassed its pre-recession 2019 Q4 level in 2021 Q2. Labor market recovery will however take longer. The pandemic caused large changes in workers' preferences and employers' demands for skills, and exacerbated longer term demographic pressures on labor force participation. Total employment is expected to return to pre-pandemic levels in 2022 Q4, but disruptions in some sectors will last years.

Figure 1. U.S. Real GDP Growth

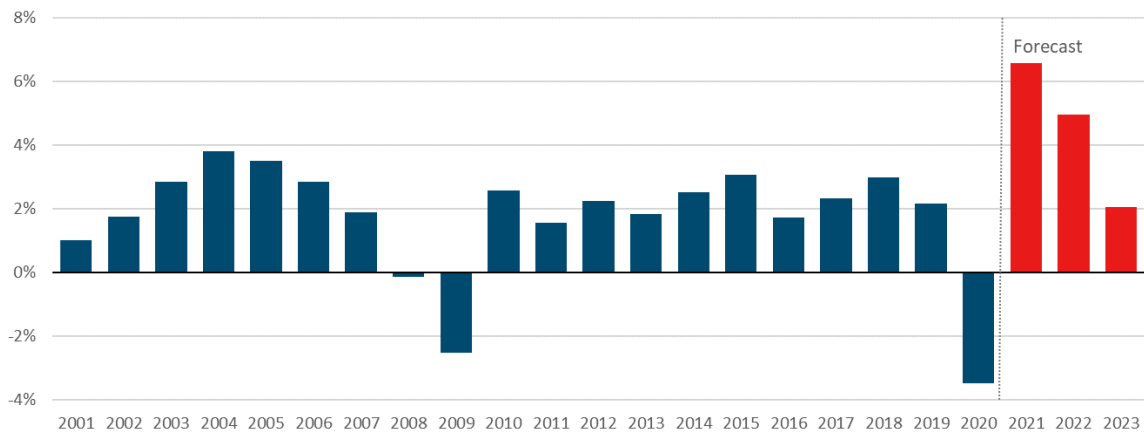
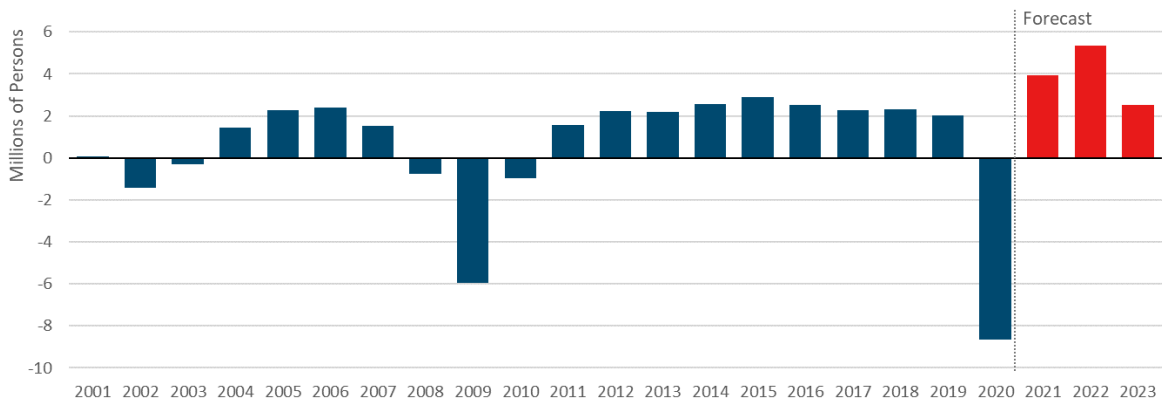


Figure 2. U.S. Total Nonfarm Payroll Employment, Year over Year Change



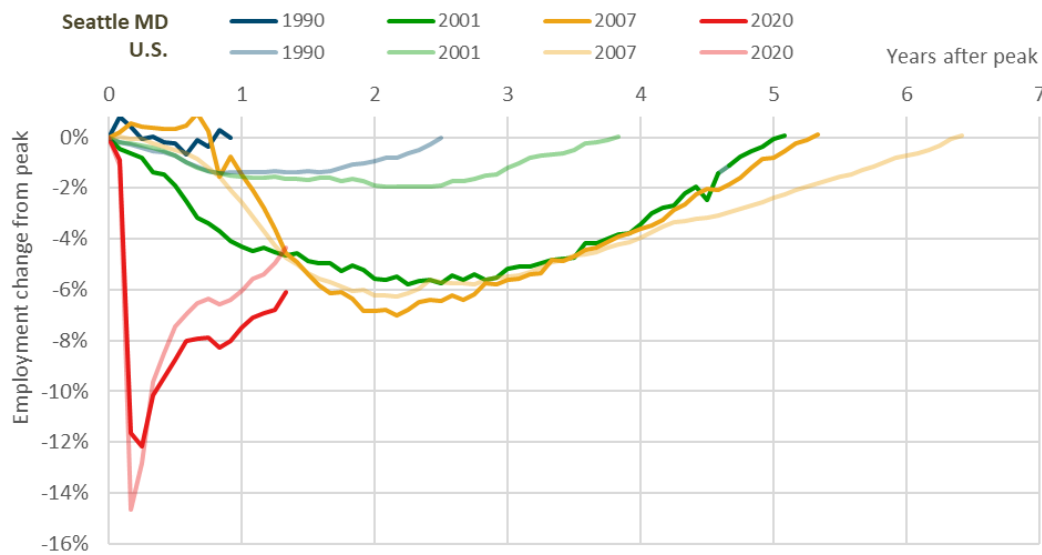
Source: U.S. Bureau of Labor Statistics, IHS Markit.

Revenue Overview

Seattle Metropolitan Area Economic Conditions and Outlook

Labor Market The regional economy has in the last decade considerably outperformed the U. S. economy in income and employment growth. In February 2020, the seasonally adjusted unemployment rate for the Seattle Metropolitan Statistical Area (MSA) was just 3.0%, compared to 3.8% for Washington and 3.5% for the U.S. As a result of the stay-at-home orders imposed in March and April, the unemployment rate increased rapidly nationwide and peaked in April 2020, reaching 16.1% in the Seattle MSA, 16.3% in Washington and 14.7% in the U.S. Since then, it has declined somewhat, but in June 2021 it was still elevated: 5.1% in the Seattle MD, 5.2% in Washington and 5.9% in the U.S. The magnitude and the speed at which the job losses occurred is unprecedented, as shown in Figure 3. The recession lasted just two months and the employment situation has significantly improved since then, but job losses are still almost as large as during the deepest point of the Great Recession.

Figure 3. Recession Job Losses in U.S. and Seattle MD



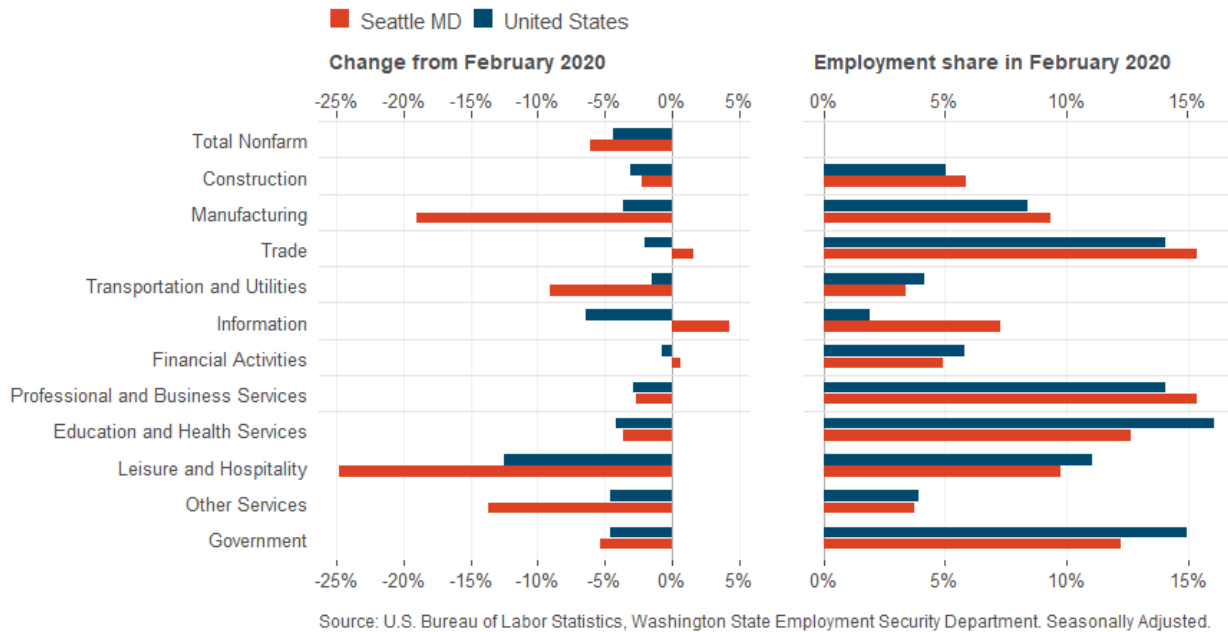
Source: U.S. Bureau of Labor Statistics, Washington State Employment Security Department.

Although virtually all sectors in the Seattle region have seen employment increase in the decade after the Great Recession, the principal driver of growth has been high-technology business. Strong growth in the technology sector has spurred growth in professional and business services, as well as leisure and hospitality services and health care. Employment growth at these businesses boosted the demand for office space and housing in the city, spurring a construction boom.

Seattle recovered from both the 1990 and the 2007 recessions much earlier than the U.S. The 2001 recession after the collapse of the dotcom bubble and 9/11 terrorist attacks hit the region harder and the recovery took much longer. The path of total employment recovery from the 2020 recession has so far been slower on the regional than the national level as well. A closer look at the industry sectors in Figure 4 shows where the effects differ considerably. Regional employment in manufacturing and leisure and hospitality services declined significantly more and both sectors are also recovering more slowly than on the national level. These two sectors represented just 18.9% of total regional employment in February 2020, yet account for 80.9% of jobs lost and not recovered in the Seattle MD as of June 2021. The information sector and trade have grown, as work-from-home and e-commerce increased demand for tech sector services.

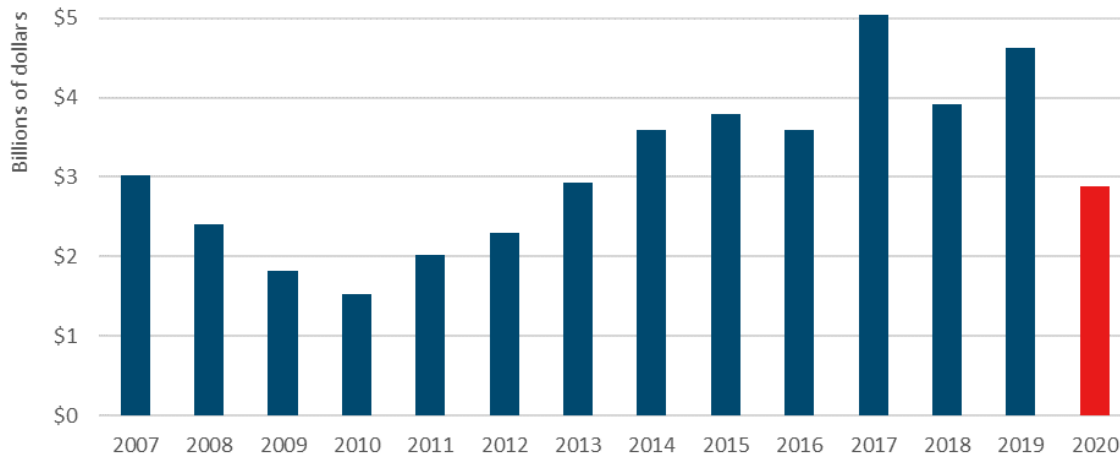
Revenue Overview

Figure 4. Change in Employment by Industry, Seattle MD vs U.S., February 2020 to June 2021



Construction activity is highly cyclical, with periods of strong growth often followed by steep downturns. Seattle experienced a prolonged construction boom in the last ten years. The value of building permits issued by Seattle's Department of Construction & Inspections (DCI) increased from on average \$1.82 billion every year between 2000 and 2009, to on average \$3.33 billion every year between 2011 and 2019. As shown in Figure 5, investors appear to be taking a wait and see approach during the pandemic, resulting in a decline in the value of permits issued. The biggest drop occurred for commercial building permits, which accounted for 56.4% of total in 2019 and fell by 51.6%, whereas residential permits accounted for 31.5% of total in 2019 but fell by just 4.9%. The total value of building permits issued fell by 37.6% in 2020 year-over-year and 31.1% compared to the average from 2015 to 2019. For comparison, during and immediately after the last recession in 2008, 2009 and 2010 the total value of building permits issued was down 20.1%, 24.7% and 15.6% year-over-year respectively.

Figure 5. Value of Building Permits Issued by City of Seattle



Revenue Overview

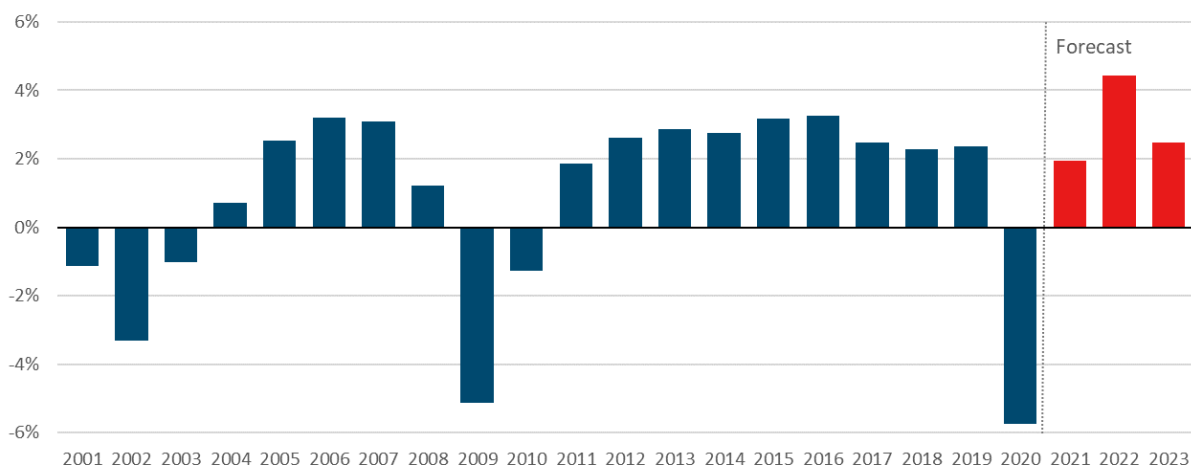
Inflation The Great Recession pushed inflation into negative territory in 2009, the first time in 54 years that consumer prices had declined on an annual basis. During the subsequent recovery, inflation has remained subdued, with the U.S. Consumer Price Index for All Urban Consumers (CPI-U) averaging 1.8% per year over the period 2010-2019. Lower consumer demand due to the COVID-19 pandemic put significant downward pressure on prices, the U.S. CPI-U increased by just 1.0% during the 12-month period ending July 2020. Inflation is expected to recover in 2021 and average 2.1% in the next five years.

Local inflation tends to track national inflation because commodity prices and national economic conditions are key drivers of local prices. Seattle inflation has, however, been running higher in recent years due to the region's high housing price inflation. From 2011 to 2019, Seattle CPI-U has grown on average 2.2% each year, compared to 1.8% for the U.S. CPI-U. Average annual housing inflation for this period was 3.9% for Seattle and 2.3% for the U.S. This trend will very likely continue, as the pandemic has increased demand in the housing market, resulting in home prices rising quickly. Supply chain disruptions caused by the pandemic in combination with the re-opening economy and demand stimulated by fiscal stimulus caused prices to spike sharply in the first half of 2021. Labor shortages have led to fast growth of wages which were 8.5% higher in August 2021 than in February 2020. These price pressures are expected to persist until the end of 2022. After a drop to 1.6% in 2020, Seattle area CPI-U inflation is expected to continue to track higher than national inflation, reach 4.1% in 2021 and average 2.8% in the next few years.

Regional Economic Outlook The regional economy and its labor force are well diversified, and with a large share of technology and e-commerce sector employment, the Seattle area has the potential for healthy employment growth once the current problems subside.

Based on the August CBO regional economic forecast, Seattle MD payroll employment is expected to grow 1.9% in 2021. Labor market recovery is slow and gradual. Based on the forecast, the 2019 Q4 peak will be reached in 2022 Q3. This would still be a quicker recovery than after the 2007 recession, when employment took five and half years to recover.

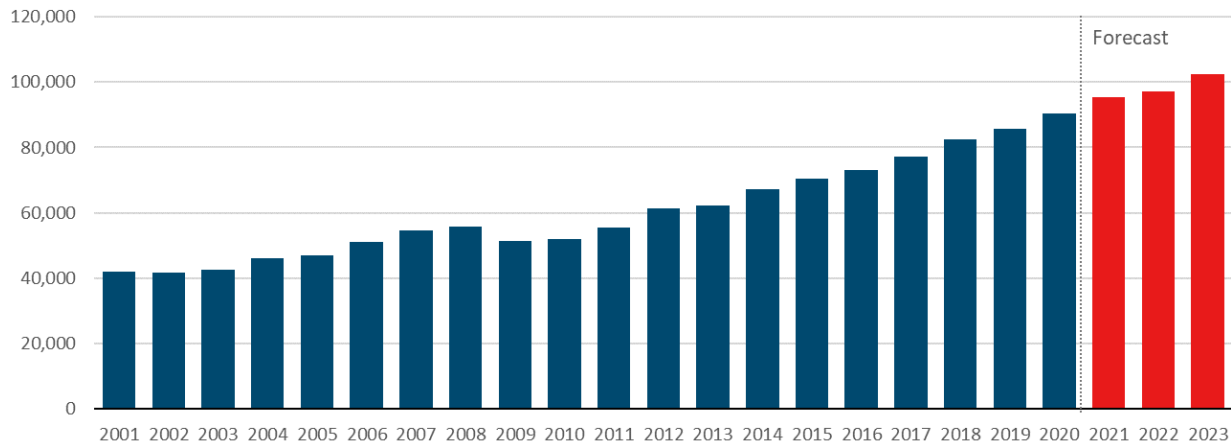
Figure 6. Payroll Employment Growth, Seattle MD



Revenue Overview

Personal income per capita in 2020 is expected to be 5.6% higher than in 2019 due to the fiscal stimulus. Personal outlays per capita are predicted to be 3.8% lower in 2020 as the personal savings rate grew dramatically, but the additional savings and pent-up demand will result in an 8.8% growth in 2021.

Figure 7. Per Capita Personal Income, Seattle MD



Source: U.S. Bureau of Economic Analysis, Seattle City Budget Office

There are several sources of uncertainty and downside risk for the regional economy and Seattle in particular, both in the short- and long-run. Initial optimism after the rollout of vaccines in the spring was cooled down by the emergence of the Delta variant at the beginning of summer. Consumer sentiment dropped significantly. Plateaus in TSA screened travelers, hotel occupancy rates, and OpenTable reservations signal a more cautious and slower return to pre-pandemic spending patterns.

Boeing's 737 MAX was finally approved to resume service by the FAA in November 2020 after being grounded in March 2019, but the collapse in demand for travel and canceled orders have led Boeing to consolidate its two 787 assembly lines into a single location in South Carolina. Closing the assembly line in Everett where Boeing employs 30,000 workers will have prolonged negative consequences not just for the local aerospace and manufacturing industry, but the local economy as a whole.

Prosperity in the leisure and hospitality sector, local hotels and restaurants, is closely tied to tourism, conventions and cruises. The leisure and hospitality sector was a notable employer in the region before the pandemic and faces a very slow recovery. Long term effects will depend on consumers' perception of how safe it is to engage in these activities. Based on the May 2021 forecast by CBRE Hotels Research in partnership with Kalibri Labs, the Seattle hotel industry will not fully recover until the end of 2024.

The outlook for the construction sector depends largely on the extent to which employers shift to work-from-home and the resulting drop in demand for new office space. Brick-and-mortar retail was hit hard by the pandemic and lost significant market share to online commerce. A large drop in commercial construction permits issued by Seattle DCI foreshadows a decline in construction activity.

Finally, the payroll expense tax that the Seattle City Council passed in July 2020 will add to business costs, possibly slowing down employment recovery, and making Seattle less attractive relative to other cities in the region. The evidence so far is anecdotal and indirect, evaluating the full impact will take some time.

Revenue Overview

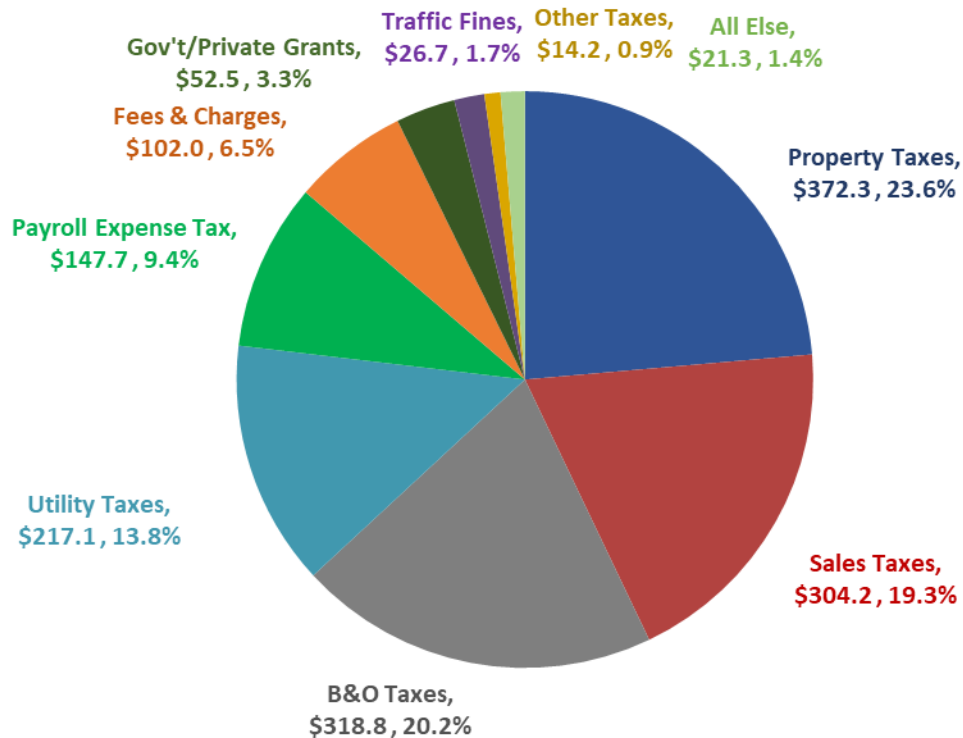
City Revenue

The following sections describe forecasts for revenue supporting the City's primary operating fund, the General Fund, its primary capital funds – the Cumulative Reserve Funds, and two select other funds – the Sweetened Beverage Tax Fund and the Short-Term Rental Tax Fund.

General Fund Revenue Forecast

Taxes primarily support expenses paid from the General Fund. The COVID-19 pandemic caused a 5.3% drop in total revenue and a 9.1% drop in tax revenue in 2020. A 29.7% increase in tax revenue expected in 2021 is to a large extent due to a new Payroll Expense Tax (PET). Without this tax, tax revenue would only grow 9.5 % and total revenue 8.5% in 2021. Beginning in 2022, total projected PET revenues of \$234.6 million are moved from the General Fund to the JumpStart Payroll Expense Tax Fund, but a \$147.7 million transfer from the JumpStart Payroll Expense Tax Fund to the General Fund is included in the 2022 Proposed Budget. The total General Fund revenue forecast for the 2022 Proposed Budget is \$1,576.9 million, its composition by source is in Figure 8 and Figure 9.

Figure 8. 2022 Proposed General Fund Revenue Forecast by Source



Revenue Overview

Figure 9. General Fund Revenue, 2019 – 2022*, thousands of dollars

Account Code	Revenue	2019 Actuals	2020 Actuals	2021 Adopted	2021 Revised	2022 Proposed
311010	Property Tax	268,168	285,216	289,088	292,227	302,352
311010	Property Tax-Medic One Levy	52,568	68,571	67,652	68,273	69,978
313010	Retail Sales Tax	268,955	233,939	252,408	273,907	280,295
313030	Use Tax - Brokered Natural Gas	1,502	894	1,296	1,149	1,137
313040	Retail Sales Tax - Criminal Justice	23,006	21,185	21,542	23,377	23,922
314010	Payroll Expense Tax	0	0	214,284	217,749	
316010	Business & Occupation Tax (100%)	302,682	249,184	263,168	286,408	318,792
316020	Admission Tax	11,384	1,742	5,457	8,696	
316070	Utilities Business Tax - Natural Gas (100%)	10,551	9,030	9,855	11,712	10,457
316080	Utilities Business Tax - Solid Waste (100%)	1,907	1,732	1,500	1,500	1,500
316100	Utilities Business Tax - Cable Television (100%)	15,203	11,819	13,232	13,445	12,437
316110	Utilities Business Tax - Telephone (100%)	16,663	14,351	15,393	13,563	12,207
316120	Utilities Business Tax - Steam (100%)	1,307	1,198	1,160	1,188	1,220
316180	Tonnage Tax (100%)	6,426	-2,774	5,983	6,393	6,481
317040	Leasehold Excise Tax	6,091	4,459	5,106	5,756	6,441
317060	Gambling Tax	427	278	260	261	350
317090	Short-term Rental Tax	6,845	0	0	0	0
318100	Sweetened Beverage Tax	24,119	-1,271	0	0	0
318210	Heating Oil Tax	0	0	800	-89	781
318310	Transportation Network Company Tax	0	0	5,022	5,563	9,113
335030	Pleasure Boat Tax	142	129	125	125	125
	Total External Taxes	1,017,947	899,681	1,173,331	1,231,202	1,057,586
316130	Utilities Business Tax - City Light (100%)	57,310	57,850	53,616	56,632	56,175
316140	Utilities Business Tax - City Water (100%)	34,468	34,013	32,792	34,121	35,990
316150	Utilities Business Tax - Drainage/Waste Water (100%)	53,170	54,678	59,797	57,798	62,530
316160	Utilities Business Tax - City SWU (100%)	22,031	30,709	21,020	22,595	23,408
	Total Interfund Taxes	166,979	177,250	167,224	171,146	178,104

* In the past, 10% of certain tax and fee revenues were shown as revenue to the Parks and Recreation Fund and 90% as General Fund. As of 2009, 100% of these revenues (depicted as "100%" in the table) are deposited into the General Fund. General Fund support to the Department of Parks and Recreation is well above the value of 10% of these revenues.

Revenue Overview

Figure 9. General Fund Revenue, 2019 – 2022*, thousands of dollars, continued

Account Code	Revenue	2019 Actuals	2020 Actuals	2021 Adopted	2021 Revised	2022 Proposed
321010	Professional & Occupational Licenses (100%)	7,296	3,765	4,264	2,374	2,821
321100	Business License Fees (100%)	17,821	15,737	15,492	16,901	18,048
321900	Marijuana License Fees	452	380	0	379	379
322030	Fire Permits & Fees	7,571	6,031	6,055	5,525	6,947
322040	Street Use Permits	1,227	1,213	1,694	543	2,894
322170	Vehicle Overload Permits	219	188	225	170	190
322200	Other Licenses, Permits & Fees	866	552	95	3,649	4,571
322260	Meter Hood Service	2,735	2,854	3,600	4,050	4,388
322900	Other Non Business Licenses	1,213	608	605	607	872
	Total Licenses	39,400	31,327	32,029	34,197	41,109
331110	Federal Grants - Other	6,427	95,906	5,759	12,304	6,709
331110	Federal Grants - CDBG	0	0	1,080	1,230	430
333000	Federal Indirect Grants - Other	4,511	3,897	2,377	2,335	1,574
334010	State Grants - Other	4,635	5,748	4,123	5,624	4,123
	Total Federal and State Grants	15,573	105,551	13,340	21,492	12,836
335010	Marijuana Excise Tax	1,410	1,388	1,350	1,350	1,350
335060	Trial Court Improvement Account	152	151	150	150	150
335070	Criminal Justice Assistance	4,085	4,411	4,100	4,100	4,100
335140	Liquor Excise Tax	4,082	4,938	4,000	4,800	4,000
335150	Liquor Board Profits	5,954	5,999	5,950	5,950	5,950
	Total State Entitlements/Impact Programs	15,682	16,887	15,550	16,350	15,550

* In the past, 10% of certain tax and fee revenues were shown as revenue to the Parks and Recreation Fund and 90% as General Fund. As of 2009, 100% of these revenues (depicted as "100%" in the table) are deposited into the General Fund. General Fund support to the Department of Parks and Recreation is well above the value of 10% of these revenues.

Revenue Overview

Figure 9. General Fund Revenue, 2019 – 2022*, thousands of dollars, continued

Account Code	Revenue	2019 Actuals	2020 Actuals	2021 Adopted	2021 Revised	2022 Proposed
337010	Interlocal Agreement	452	652	143	0	0
341060	Copy Charges	72	45	60	52	30
341180	Legal Services	1,675	1,675	1,700	1,703	3,057
341190	Automated Fingerprint Information System (AFIS)	3,865	4,476	3,926	3,865	4,500
341190	Fire Special Events Services	1,872	510	879	811	1,665
341190	Personnel Services	0	0	1,120	0	0
341220	Animal Shelter Licenses & Fees	2,322	2,068	1,896	1,747	1,943
341220	Other Service Charges - General Government	2,273	2,549	1,327	642	675
341220	Vehicle Towing Revenues	881	688	650	767	822
342010	Law Enforcement Services	12,668	3,875	9,287	8,641	6,952
342050	Adult Probation and Parole	233	102	220	221	221
342120	E-911 Reimbursements & Cellular Tax Revenue	2,822	4,040	2,377	1,619	718
342160	Emergency Alarm Fees	1,743	1,268	935	611	0
	Total External Service Charges	30,878	21,947	24,520	20,679	20,583
342040	Court Fines (100%)	29,323	17,028	22,244	24,745	26,741
350080	Municipal Court Cost Recoveries (100%)	430	118	266	65	200
	Total Court Fines	29,752	17,146	22,510	24,810	26,941
360010	Interest on Investments	3,652	5,290	2,125	2,216	2,216
360130	Other Interest Earnings	6,710	609	375	225	225
360290	Parking Meters	38,298	10,460	9,210	11,312	19,380
360900	Other Revenue	20,527	3,168	1,190	70,631	4,704
	Total Miscellaneous Revenues	69,187	19,528	12,899	84,384	26,525
341900	Interfund Revenue to City Budget Office	1,989	1,881	1,701	1,594	1,595
341900	Interfund Revenue to HR	17,656	21,708	18,979	20,650	19,142
341900	Miscellaneous Interfund Revenue	24,306	23,305	23,563	23,223	24,146
	Total Interfund Charges	43,951	46,895	44,243	45,467	44,882
341900	Transfer from - Utilities for Council Oversight	541	605	778	558	558
397010	Transfer from - Payroll Expense Tax Fund	0	0	0	0	147,727
397010	Transfer from - Other Fund	17,125	50,241	73,020	73,020	4,500
	Total Operating Transfers	17,666	50,846	73,798	73,578	152,785
	Total General Fund	1,447,016	1,387,058	1,579,445	1,723,307	1,576,901

* In the past, 10% of certain tax and fee revenues were shown as revenue to the Parks and Recreation Fund and 90% as General Fund. As of 2009, 100% of these revenues (depicted as "100%" in the table) are deposited into the General Fund. General Fund support to the Department of Parks and Recreation is well above the value of 10% of these revenues.

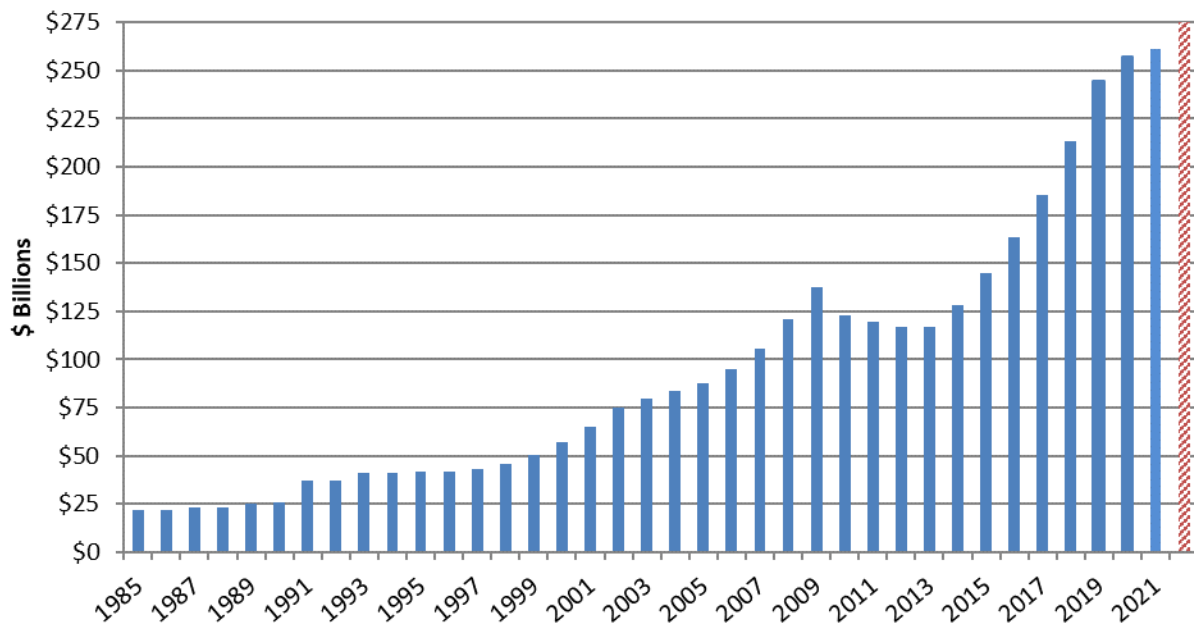
Revenue Overview

Property Tax

Property tax is levied primarily on real property owned by individuals and businesses. Real property consists of land and permanent structures, such as houses, offices, and other buildings. In addition, property tax is levied on various types of personal property, primarily business machinery and equipment. Under Washington State law, property taxes are levied by governmental jurisdictions in accordance with annual levy-amount growth and total tax rate limitations.

Assessed Value (AV) – Although increasing in total value, Seattle AV growth for the 2021 tax collection year slowed significantly from 14.53% in 2019 to 5.09% in 2020 to 1.63% in 2021. Growth is expected to increase to 5.33% and \$274.9 billion in total value for the 2022 tax collection year, driven largely by increases in residential property values.

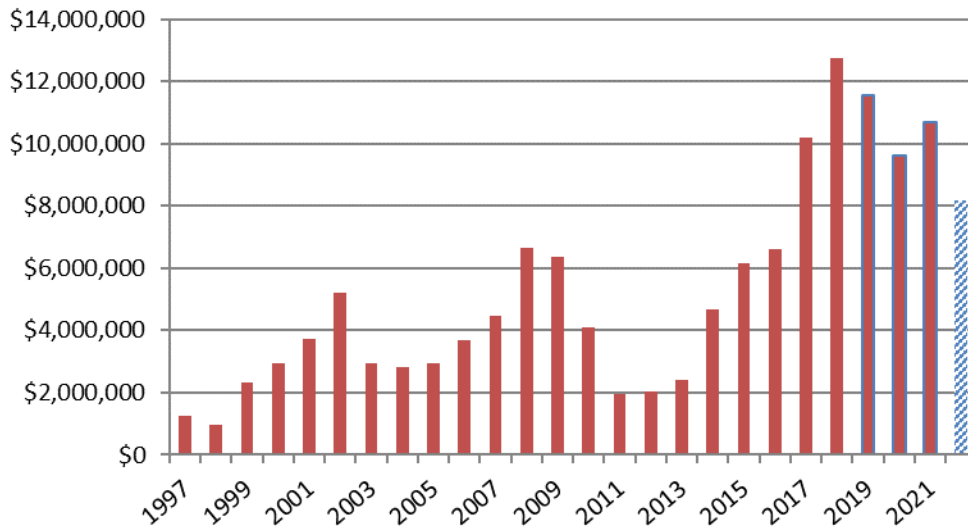
Figure 10. Seattle Total Assessed Value



New Construction -- In addition to the allowed annual maximum 1% levy growth, state law permits the City to increase its regular levy in the current year by an amount equivalent to the previous year's tax rate times the value of property constructed or remodeled within the last year, as determined by the King County Assessor. The City is receiving \$10.6 million in additional levy revenues from new construction in 2021 based on \$5.00 billion in new construction added to the tax roll. The 2022 Proposed Budget assumes a decrease in new construction value to \$3.79 billion in 2021. These new construction amounts are projected to generate \$8.1 million in 2022 revenue.

Revenue Overview

Figure 11. Seattle New Construction Property Tax Revenue



The 2022 Proposed Budget assumes 1% growth plus new construction. The forecast for the 2022 Proposed Budget’s General Fund (General Purpose) portion of the City’s property tax is \$302.3 million. Additionally, the City is levying approximately \$271.4 million for 5 voter-approved lid lifts in 2022. There are no new lid lifts added in 2022 and none expire in 2021. All levy lid lift proceeds are accounted for in other funds than the City’s General Fund. Finally, the City is levying \$16.3 million in 2022 to pay debt service on voter-approved bond measures.

Seattle Parks District. In August 2014, voters approved creation of a Metropolitan Park District (MPD). Pursuant to RCW 35.61, the MPD is a legally separate taxing jurisdiction from the City of Seattle, whose property tax levy authority of \$0.75 per \$1,000 assessed value is outside of the City’s statutory rate limit of \$3.60 per \$1,000 assessed value and whose revenues will not be accounted for in the City’s General Fund. The MPD, per its second 6-year spending plan (2021-2026), is levying approximately \$56.0 million in 2022.

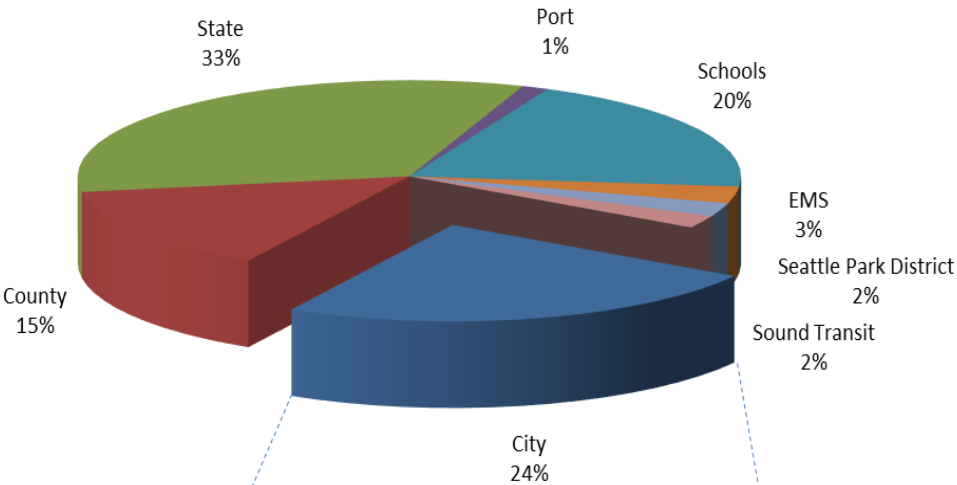
Medic 1/Emergency Medical Services. Voters in November 2019 approved a 6-year (2020-2025 collection years) renewal of the Medic 1/EMS levy at \$0.265 per \$1,000 of AV. Seattle’s share of this revenue is based on Seattle’s assessed value multiplied by the County rate. These revenues are recorded in the General Fund and expended by the Seattle Fire Department. This generates \$69.9 million in revenue in 2022.

Figure 12 shows the different jurisdictions whose rates make up the total property tax rate imposed on Seattle property owners, as well as the components of the City’s 2021 property tax.

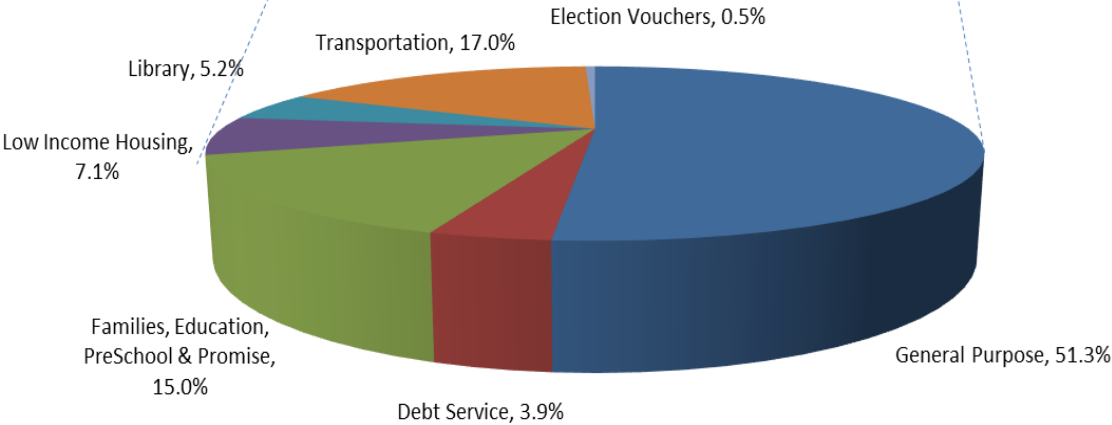
Revenue Overview

Figure 12.

Components of Total Property Tax Levy for 2021
(tax rate = \$9.31 per \$1,000 assessed value)



Components of City's Property Tax Levy for 2021
(tax rate = \$2.25 per \$1,000 assessed value)



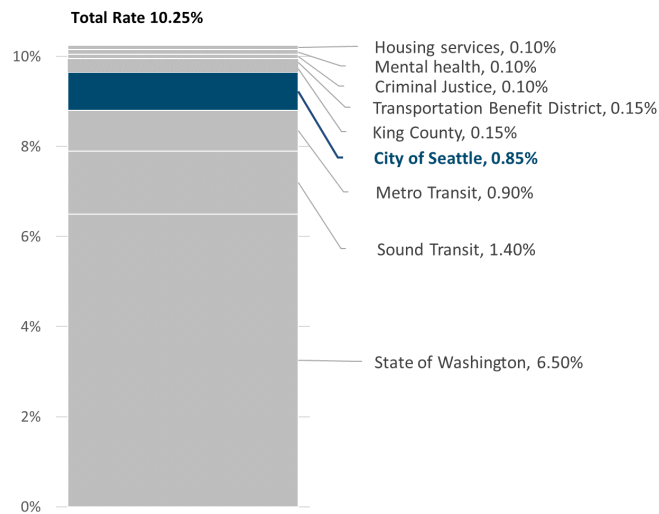
Revenue Overview

Retail Sales and Use Tax

The retail sales and use tax (sales tax) is imposed on the sale of most goods and certain services in Seattle. The tax is collected from consumers by businesses which, in turn, remit the tax revenue to the state. The state sends the City its share of the collections each month.

The sales tax rate in Seattle increased from 10.1% to 10.25% on April 1st, 2021 as a result of the new county housing services tax and the increased transportation benefit district rate approved by voters in November 2020. The basic sales tax rate of 10.25% is a composite of separate rates for several jurisdictions as shown in Figure 13. The City of Seattle's portion of the overall rate is 0.85%. In addition, Seattle receives a share of the revenue collected by the 0.1% King County Criminal Justice Levy. Revenue collected by the Seattle Transportation Benefit District is accounted for in a separate fund and is used to make transportation improvements in Seattle.

Figure 13. Sales and Use Tax Rates in Seattle



Of the City's four major taxes, the sales tax is the most volatile because it is the most sensitive to changing economic conditions. Over half of sales tax revenue comes from retail trade and construction activities, which are very sensitive to changing economic conditions.

Seattle's sales tax base grew rapidly in the late 1990s, driven by a strong national economy, expansion at Boeing in 1996-1997, and the stock market and technology booms. The recession that followed the bursting of the stock market bubble and the September 11, 2001 terrorist attacks ushered in three successive years of declining revenue. This was followed by four years of healthy growth, 2004–2007, led by a surge in construction activity. That expansion ended in 2008 with the onset of the Great Recession, which caused the largest contraction in the sales tax base in more than 40 years. In a period of five quarters beginning with the third quarter 2008, the sales tax base shrunk by 18.2%. The decline was led by a steep drop in construction along with falling sales in almost every industry.

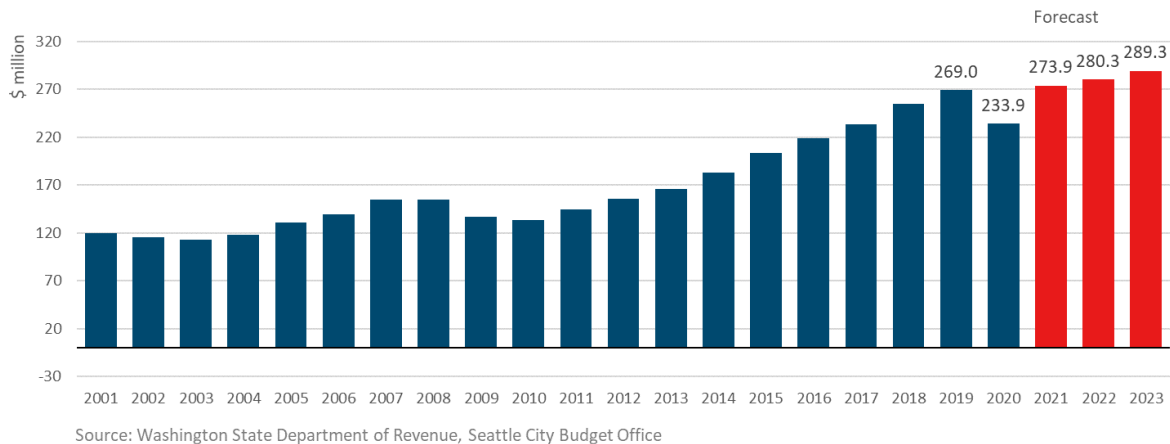
After hitting bottom in 2010, Seattle's sales tax base has rebounded strongly, with construction leading the way. Other fast-growing industries include motor vehicle and parts retailing, e-commerce retailing,

Revenue Overview

professional, scientific and technical services, accommodation, and food services. Over the 2011-2018 period sales tax revenue increased at an average rate of 8.4% per year.

Sales tax revenue fell 13.0% in 2020. The biggest decline took place in tax revenue from leisure and hospitality services which fell by 60.5%. Construction sector revenue declined by 10.8%, but trade services just by 0.2% thanks to online sales. Revenue from the rest of the industries was lower by 7.3%. Sales tax revenue is expected to recover in 2021, as fiscal stimulus fuels consumer spending. Revenue for the first six months of 2021 was already 0.5% higher than for the same period in 2019.

Figure 14. Retail Sales Tax Revenue



Business and Occupation Tax

Seattle's principal business tax is the business and occupation (B&O) tax, levied on the gross receipts of most business activity that takes place in the city. Small businesses with taxable gross receipts below \$100,000 are exempt from the tax. Between January 1, 2008 and January 1, 2016, the City's B&O tax also included a square footage tax that was complementary to the gross receipts tax. The square footage tax was implemented to offset an expected revenue loss from state mandated changes in the allocation and apportionment of B&O income.

The City levies the gross receipts tax at different rates on different types of business activity, as indicated in Figure 15. Most types of business activity, including manufacturing, retailing, wholesaling, and printing and publishing, are subject to a tax of 0.222% on taxable gross receipts. Services and transporting freight for hire are taxed at a rate of 0.427%. In 2017 and 2018, the City increased B&O tax rates to the maximum allowed under state law. In addition, the special 0.15% rate for international investment management services was eliminated on January 1, 2017.

Figure 15. Seattle Business and Occupation Tax Rates, 2016 – 2020

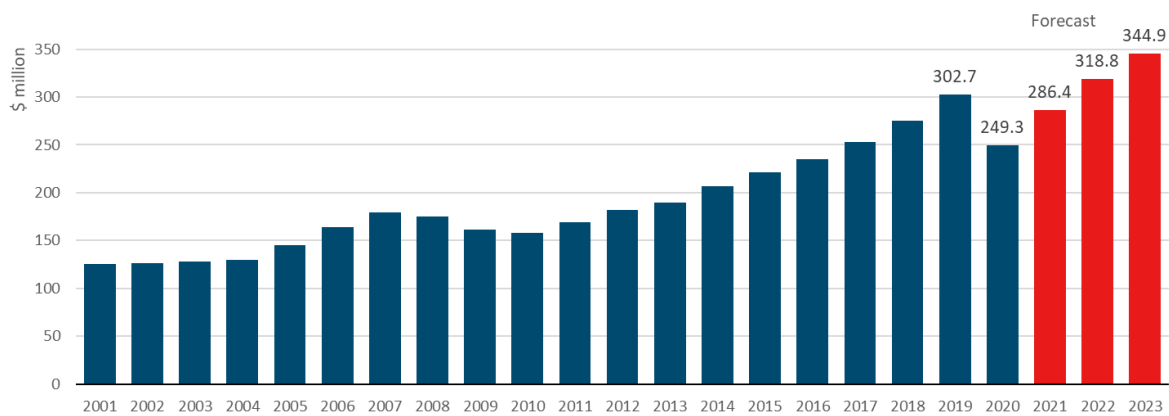
	2016	2017	2018-present
Wholesaling, Retail Sales and Services	0.215%	0.219%	0.222%
Manufacturing, extracting	0.215%	0.219%	0.222%
Printing, publishing	0.215%	0.219%	0.222%
Service, other	0.415%	0.423%	0.427%
International investment management	0.150%	NA	NA

Revenue Overview

Other things being equal, the B&O tax base is more stable than the retail sales tax base. The B&O base is broader than the sales tax base, which does not cover most services. In addition, the B&O tax is less reliant than the sales tax on the relatively volatile construction and retail trade sectors, and it is more dependent upon the relatively stable service sector.

B&O receipts have fluctuated with the economy's ups-and-downs, rising rapidly during the late-1990s stock market and dot-com boom and the housing bubble of the mid-2000s, going flat from 2001–2004 during the previous decade's first recession, and falling sharply during the Great Recession. During the Great Recession, the B&O tax base lost 16.8% of its value between first quarter 2008 and second quarter 2010.

Figure 16. B&O Tax Revenue



Source: Seattle City Budget Office

B&O tax revenue has grown at a healthy pace during the recovery from the Great Recession. Over the 2011-2018 period, revenue increased on average at a 7.2% annual rate. Growth was weak in 2013 because of a drop in revenue from audit activity and an increase in refund payments, not because of a weakening of tax base growth. Industries growing rapidly during the recovery have been construction, information, real estate, management of companies and enterprises, food services, and accommodation.

B&O revenue payments fell 17.6% in 2020. The leisure and hospitality sector was the biggest contributor to total B&O revenue decline, accounting for 26.4% of the drop in payments for the 2020 obligation year. Professional and business services accounted for an additional 22.9% of the drop, trade 16.9% and construction 12.3%. B&O tax revenue from information services increased by 6.3% and offset some of the loss. In addition to the negative effects of the pandemic, revenue dropped as a result of HB 1059, which changes the due date for annual payments from January 31 to April 15 beginning with 2020 obligations. January and February payments were accrued to 2020, but April and May payments accrued to 2021. Just like sales and use tax, B&O revenue is expected to recover in 2021. Payments for the first two quarters of 2021 are just 0.94% lower than payments from the same period in 2019, with strong information and financial services sectors countered by slight declines in leisure and hospitality and to a smaller extent professional and business services.

Revenue Overview

Utility Business Tax - Private Utilities

The City levies a tax on the gross income derived from sales of utility services by privately owned utilities within Seattle. These services include telephone, steam, cable communications, natural gas, and refuse collection for businesses.

Natural gas prices remain low. The City levies a 6% utility business tax on gross sales of natural gas and on sales of steam which has natural gas as an energy source. The bulk of revenue from the natural gas tax is received from Puget Sound Energy (PSE). PSE's natural gas rates are approved by the Washington Utilities and Transportation Commission (WUTC). Another tax is levied on consumers of gas delivered by private brokers. It is also assessed at 6% on gross sales. Spot prices, those paid for delivery in the following month, continue to be low. Temperatures play a key role in gas related revenues and are inversely related to natural gas usage and subsequent tax receipts.

Telecommunications tax revenues continue to decline. The utility business tax is levied on the gross income of telecommunication firms at a rate of 6%. Revenue from traditional land-line services has been on a steady decline. This was counteracted by the increasing prevalence of mobile/wireless phones. While new smartphone users have added to the wireless tax revenue base, the increased use of data and internet services which are not taxable have caused declines in the revenue streams.

As more and more wireless phone users are using the devices for data transmission instead of voice or text applications, and telecom companies change their rate plans to respond to this consumer behavior, the City may continue to see tax revenue declines. Some recent court decisions have altered what types of wireless phone calls the City can tax; the City may no longer assess a tax on interstate and international phone calls. There are continued pressures on this revenue stream.

Cutting the cord is affecting Cable Tax revenues. The City has franchise agreements with cable television companies operating in Seattle. Under the current agreements, the City levies a 10% utility tax on the gross subscriber revenues of cable TV operators, which accounts for about 90% of the operators' total revenue. The City also collects B&O taxes on miscellaneous revenues not subject to the utility tax. The imposition of a 4.4% franchise fee makes funds available for cable-related public access purposes. This franchise fee is deposited into the City's Cable Television Franchise Fund. Cable revenues have been declining year over year for some time. Increased competition from satellite and streaming services appear to be taking customers away from traditional cable providers. That is expected to continue and will be a drag on revenues.

Utility Business Tax - Public Utilities

The City levies a tax on most revenue from retail sales collected by City-owned utilities (Seattle City Light and Seattle Public Utilities). Tax rates range from a State-capped 6% on City Light up to a current 15.54% on the City Water utility. The COVID-induced recession is having a small impact on commercial revenues for the utilities, while residential usage is resilient. The 2022 Proposed Budget assumes moderate growth in usage and utility rates yielding an approximately 4.0% growth in 2022 for all public utility revenues compared to 2021 revised expectations, to a combined \$178.1 million.

Other Notable Taxes

Admission Tax. The City imposes a 5% tax on admission charges to most Seattle entertainment events, the maximum allowed by state statute. This revenue source is highly sensitive to swings in attendance

Revenue Overview

at events and is dependent on economic conditions, as people's ability to spend money on entertainment is influenced by the general prosperity in the region. The COVID-19 pandemic has almost completely wiped out admissions tax revenue in 2020. Full recovery is expected by 2022, aided by the revenue generated by the new Climate Pledge Arena. Beginning in 2022, all admissions tax revenues will be receipted into the Arts & Culture Fund. The Office of Arts and Culture section of this document provides further detail on the office's use of Arts Account revenue from the admission tax and the implementation of this change.

New Heating Oil Tax delayed. Effective September 1, 2020, Council imposed a \$0.236 per gallon tax on heating oil service providers for every gallon of heating oil sold and delivered within Seattle. In consideration of the pandemic's effects on households and businesses, Council delayed implementation until September 1, 2021 and then further delayed until April 1, 2022. This tax is estimated to generate approximately \$780,000 in 2022. The revenues primarily support low-income household oil furnace conversion programs administered by the Office of Sustainability and Environment.

New Transportation Network Company Tax. In November 2019, Council approved a tax on transportation network companies (TNC), such as Uber and Lyft, effective July 1, 2020. As approved, the tax of \$0.57 per trip is owed for all rides originating in Seattle by TNC's with more than 1 million rides per calendar quarter. Council has reduced the ride threshold to 200,000 rides per quarter effective in October 2020. The first proceeds are not expected until the first quarter of 2021. This tax is estimated to raise \$5.5 million in 2021 and \$9.1 million in 2022.

Licenses and Permits

The City requires individuals and companies conducting business in Seattle to obtain a City business license. In addition, some business activities, such as taxi cabs and security systems, require additional licenses referred to as professional and occupational licenses. The City also assesses fees for public-safety purposes and charges a variety of fees for the use of public facilities and rights-of-way.

In 2005 the City instituted a two-tier business license fee structure. The cost of a license, which had been \$80 per year for all businesses, was raised to \$90 for businesses with worldwide revenues of more than \$20,000 per year and lowered to \$45 for businesses with worldwide revenues less than \$20,000 per year. The City increased the fees for 2015 license renewals to \$110 and \$55, respectively. To provide funding for additional police officers, a new business license fee structure took effect for 2017 licenses. Fees increased for businesses that have a taxable income (reported for B&O tax purposes) greater than \$500,000. Fees for all other businesses remain at 2016 levels until 2020. Fee increases were being phased in over a three-year period, 2017–2019, and will increase with inflation annually thereafter.

Figure 17. Business License Fee Schedule, 2016 – 2021

Taxable income	2016*	2017	2018	2019	2020	2021	2022
Less than \$20,000	\$55	\$55	\$55	\$55	\$56	\$56	\$59
\$20,000 - \$500,000	\$110	\$110	\$110	\$110	\$113	\$114	\$120
\$500,000 - \$2 mil.	\$110	\$480	\$480	\$500	\$511	\$515	\$543
\$2 mil. - \$5 mil.	\$110	\$1,000	\$1,000	\$1,200	\$1,227	\$1,238	\$1,306
More than \$5 mil.	\$110	\$1,000	\$2,000	\$2,400	\$2,455	\$2,476	\$2,613

*2016 fee is based on worldwide gross income, not taxable income.

Revenue Overview

Parking Meters/Traffic Permits

As part of the overall response to the Corona virus, the City suspended on-street parking rates as of April 4, 2020. On July 13 the system was restarted with rates set at \$0.50 per hour and are anticipated to increase gradually at intervals as occupancy levels increase with the recovery into 2021 and 2022. Overall, 2020 revenue losses, relative to 2019 Actuals were about \$28 million, falling from \$38.3 million to \$10.4 million. 2021 revenues are anticipated to increase slightly to \$11.3 million, then more substantially in 2022 to \$19.3 million as rates continue to rise in response to greater demand for on street parking.

Street Use and Traffic Permits. Traffic-related permit fees, such as meter hood service, commercial vehicle load zone, truck overload, gross weight and other permits are tied to construction and trade services primarily. These revenues are projected to increase modestly as service work returns more fully in 2021 and 2022 but construction activity slows. The 2022 Proposed Budget assumes revenues of approximately \$4.8 million in 2021 and \$7.4 million in 2022.

Court Fines

Typically, between 50% and 60% of court fine revenues collected by the Seattle Municipal Court are from parking citations written by Seattle Police Department parking enforcement (PEOs) and traffic officers. Fines from photo enforcement in selected intersections and school zones now comprise approximately 35-45% of revenues and 5-10% comes from traffic and other non-parking related citations.

Total 2022 General Fund court fines and fees revenues are projected to increase to \$26.7 million from \$24.7 million in 2021 and \$17.0 million in 2020. Of this total, red-light camera enforcement revenues (i.e., non-school zone cameras) are anticipated to be \$3.9 million in 2022. These amounts are fully recognized in the General Fund. Beginning in 2021 the City will again direct 20% of red-light camera revenues to the School Safety Traffic and Pedestrian Improvement (SSTPI) Fund after Council suspended this transfer for 2018-20. An additional estimated \$940,000 in red light camera revenues will be booked directly into the SSTPI Fund in 2021 and \$984,000 in 2022. Non-camera fine revenues are projected at approximately \$22.4 million in 2022, which is an increase from expected 2021 revenues of \$20.7 million.

The 2022 Proposed Budget includes revenues from 3 new school zone speeding enforcement cameras active for the fall 2021 term. This is a downward revision from previous plans to install 10 new cameras at 6 schools effective January 2021. The forecast for 2022 revenues is \$10.6 million. School zone camera revenues are accounted for in the School Safety Traffic and Pedestrian Improvement (SSTPI) Fund.

Interest Income

Through investment of the City's cash pool in accordance with state law and the City's own financial policies, the General Fund receives interest and investment earnings on cash balances attributable to several of the City's funds that are affiliated with general government activities. Many other City funds are independent, retaining their own interest and investment earnings. Interest and investment income to the General Fund varies widely, subject to significant fluctuations in cash balances and changes in earnings rates dictated by economic and financial market conditions. Rates are projected to increase gradually coming out of the current period as the economy stabilizes and the Federal Reserve tapers off its actions in response to the recession. This revenue will remain reduced at about \$2.2 million in 2021 and 2022.

Revenue Overview

Revenue from Other Public Entities

Washington State shares revenues with Seattle. The State of Washington distributes a portion of tax and fee revenue directly to cities. Specifically, portions of revenues from the State General Fund, liquor receipts (both profits and excise taxes), and motor vehicle fuel excise taxes, are allocated directly to cities. Revenues from motor vehicle fuel excise taxes are dedicated to street maintenance expenditures and are deposited into the City's Transportation Fund. Revenues from the other taxes are deposited into the City's General Fund.

Criminal Justice revenues. The City receives funding from the State for criminal justice programs. The State provides these distributions out of its General Fund. These revenues are allocated on the basis of population and crime rates relative to statewide averages. These revenues have been affected by State budget changes in the recent past and, while not expected, could be affected in future budgets out of Olympia.

Marijuana related revenues are being shared with local jurisdictions. As part of the State's 2016 budget, marijuana related tax revenues are being shared with local jurisdictions for public safety purposes. The state has adopted a complicated allocation of these revenues, but in general only those cities in counties that have legalized marijuana sales will receive excise tax distributions based on both their jurisdictions proportion of marijuana related sales as well as a per capita basis. Because this is a relatively new revenue stream with a growing tax base, the forecast is imprecise.

State budget restores liquor related revenues to cities. Cities in the state of Washington typically receive two liquor related revenues from the State. One is related to the liquor excise tax on sales of spirits and the other is a share in the State Liquor and Cannabis Board's profits accrued from the operation from their monopoly on spirits sales. The State no longer holds the monopoly in liquor sales in the state due to the passing of Initiative 1183 in November of 2011. The initiative guaranteed the cities would continue to receive distributions in an amount equal to or greater than what they received from liquor board profits prior to the implementation of the initiative as well as an additional \$10 million to be shared annually. There was no guarantee concerning liquor excise taxes. In recent budgets the State has eliminated, on a temporary basis, the sharing of liquor excise taxes. The most recent State budget has restored fully the excise tax funding to cities.

Service Charges and Reimbursements

Internal service charges reflect current administrative structure. In 1993, the City Council adopted a resolution directing the City to allocate a portion of central service expenses of the General Fund to City utilities and certain other departments not supported by the General Fund. The intent is to allocate a fair share of the costs of centralized general government services to the budgets of departments supported by revenues that are largely self-determined. These allocations are executed in the form of payments to the General Fund from these independently supported departments. More details about these cost allocations and methods are detailed in the Cost Allocation section of this budget.

Revenue Overview

Interfund Transfers

Interfund transfers. Occasionally, transfers from departments to the General Fund take place to pay for specific programs that would ordinarily be executed by a general government department or to capture existing unreserved fund balances. A detailed list of these transfers is included in the General Fund revenue table found in the Funds and Other section. This includes the transfer of school zone camera revenues described under Court Fines above.

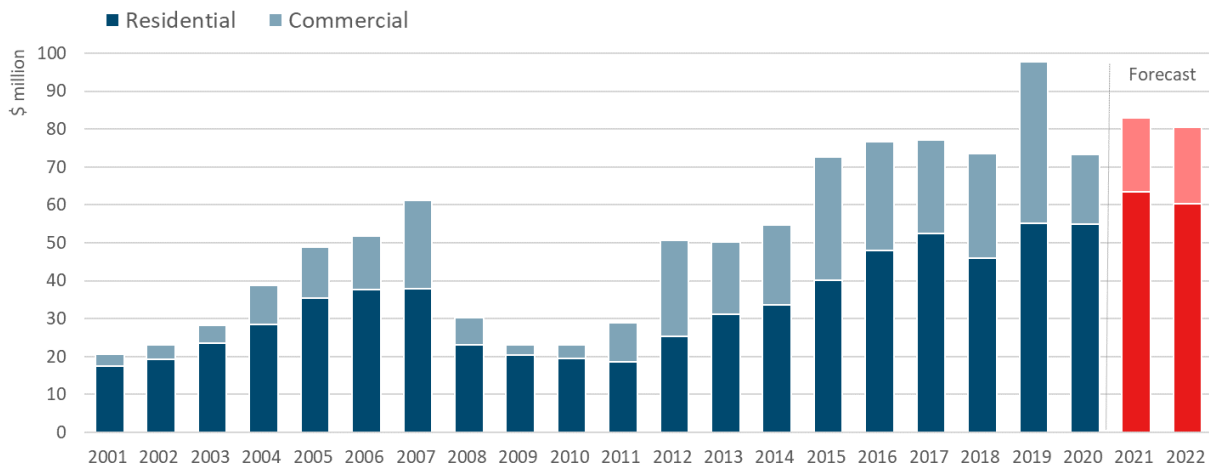
Cumulative Reserve Fund – Real Estate Excise Tax

Cumulative Reserve Fund resources are used primarily for the maintenance and development of City general government capital facilities. These purposes are supported mainly by revenues from the Real Estate Excise Tax (REET), but also, to a lesser degree, by the proceeds from certain property sales and rents, street vacation revenues, General Fund transfers, and interest earnings on fund balances.

The REET is levied by the City at a rate of 0.5% on sales of real estate measured by the full selling price. Because the tax is levied on transactions, the amount of revenue that the City receives from REET is determined by both the volume and value of transactions.

Commercial segment fell by 56.7% in 2020 and is expected to stay low in 2021 and 2022. Residential segment stayed about same as in 2019, as the 18.9% increase in single family sales almost completely offset the 44.8% drop in multifamily sales. Due to generally high residential sales and few large December commercial sales, 2020 revenue ended \$14.2 mil. above November 2020 forecast. The updated forecast adds \$17.5 mil. in additional 2021 REET revenue to \$82.5 million. REET is expected to decline slightly to \$80.5 million in 2022 as real estate market cools down - average sale price of homes is rising fast, but sales of both existing single-family homes and condos are predicted to decline.

Figure 18. REET Revenues



Revenue Overview

Sweetened Beverage Tax Fund

On June 5, 2017, the City Council approved the Sweetened Beverage Tax (SBT) effective January 1, 2018. Distributors of sweetened beverages are liable for the tax of \$0.0175 per fluid ounce of sweetened beverage distributed into the city of Seattle for final sale to the consumer. Sweetened beverages include sodas, energy drinks, sweetened juices and teas, sport drinks and ready-to-drink coffee drinks. The 2022 Proposed Budget includes revenues of \$22.3 million in 2022 and \$20.7 million in 2021. Restaurant consumption is anticipated to increase somewhat in 2021 and further in 2022. The City received \$15.6 million in 2020 and \$24.1 million in 2019. Revenues will be used to fund educational and food access programs primarily through the Department of Education and Early Learning (DEEL), the Human Services Department (HSD) and the Office of Sustainability and Environment (OSE). Beginning in 2020 these revenues and associated expenditures are moved from the General Fund to the Sweetened Beverage Tax Fund in the City's accounting system.

Short-Term Rental Tax Fund

Effective January 1, 2019, the State legislature authorized the public facilities district that is the Washington State Trade and Convention Center to impose a 7% tax on the sale of or charge made for the furnishing of lodging (including but not limited to any short-term rental). The proceeds generated from short-term rental charges in Seattle are distributed to the City of Seattle to support community-initiated equitable development and affordable housing programs. These revenues have been severely affected by the significant reduction in travel due to COVID-19 concerns. Under general expectations of a gradual reopening of travel and tourism, the 2022 Proposed Budget assumes 2021 and 2022 revenues of \$7.2 million and \$9.8 million respectively. Beginning in 2020 these revenues and associated expenditures are moved from the General Fund to the Short-Term Rental Tax Fund in the City's accounting system.

Payroll Expense Tax

On July 6, 2020 the City Council approved the Payroll Expense Tax (PET) effective January 1, 2021. The tax is on businesses with \$7 million or higher Seattle payroll expense in the prior year. The tax rates are tiered according to the size of the businesses payroll (less than \$100 million/\$100 million to less than \$1 billion/\$1 billion or more) and the employee's compensation (less than \$150,000/\$150,000 to less than \$400,000/\$400,000 or more). Tax rates range from 0% for employees with annual compensation less than \$150,000, regardless of the size of the business' overall payroll, to 2.4% for employees with annual compensation of \$400,000 or more, working in businesses with total payroll of \$1 billion or greater. For 2021, businesses will consolidate quarterly filing information and report and pay on a single tax return due January 31, 2022. For 2022 and going forward the PET will be reported and paid on a quarterly basis. The 2022 Proposed Budget anticipates 2021 revenues of \$217.7 million and \$234.6 million in 2022. This is a new tax and these estimates are uncertain due to the lack of public data on where individuals work and what their compensation is. Estimates should improve over time as businesses adjust to paying the tax and the data improve. Beginning in 2022 the PET revenues and associated expenditures are moved from the General Fund to the JumpStart Payroll Expense Tax Fund in the City's accounting system.

Revenue Overview

Figure 19. Seattle City Tax Rates

	2017	2018	2019	2020	2021
Property Taxes (Dollars per \$1,000 of Assessed Value)					
General Property Tax	\$1.35	\$1.25	\$1.13	\$1.12	\$1.16
Families & Education	0.18	0.16	0.16	0.34	0.34
Parks and Open Space					
Low Income Housing	0.22	0.19	0.19	0.16	0.16
Transportation	0.52	0.45	0.45	0.38	0.38
Pike Place Market					
Library	0.09	0.08	0.08	0.12	0.12
Pre-School For All	0.08	0.07			
Election Vouchers	0.02	0.01	0.01	0.01	0.01
City Excess GO Bond	0.16	0.14	0.14	0.09	0.09
Other Property Taxes related to the City					
Seattle Park District	0.28	0.23	0.23	0.21	0.21
Emergency Medical Services	0.26	0.24	0.24	0.26	0.26
Retail Sales and Use Tax					
	0.85%	0.85%	0.85%	0.85%	0.85%
Transportation Benefit District Sales and Use Tax					
	0.10%	0.10%	0.10%	0.10%	0.15%
Business and Occupation Tax					
Retail/Wholesale	0.219%	0.222%	0.222%	0.222%	0.222%
Manufacturing/Extracting	0.219%	0.222%	0.222%	0.222%	0.222%
Printing/Publishing	0.219%	0.222%	0.222%	0.222%	0.222%
Service, other	0.423%	0.427%	0.427%	0.427%	0.427%
International Finance					
City of Seattle Public Utility Business Taxes					
City Light	6.00%	6.00%	6.00%	6.00%	6.00%
City Water	15.54%	15.54%	15.54%	15.54%	15.54%
City Drainage	11.50%	11.50%	11.50%	11.50%	11.50%
City Wastewater	12.00%	12.00%	12.00%	12.00%	12.00%
City Solid Waste*	14.20%	14.20%	14.20%	14.20%	14.20%
City of Seattle Private Utility B&O Tax Rates					
Cable Communications (not franchise fee)	10.00%	10.00%	10.00%	10.00%	10.00%
Telephone	6.00%	6.00%	6.00%	6.00%	6.00%
Natural Gas	6.00%	6.00%	6.00%	6.00%	6.00%
Steam	6.00%	6.00%	6.00%	6.00%	6.00%
Commercial Solid Waste*	14.20%	14.20%	14.20%	14.20%	14.20%
Other Taxes					
Admissions	5.00%	5.00%	5.00%	5.00%	5.00%
Amusement Games (less prizes)	2.00%	2.00%	2.00%	2.00%	2.00%
Bingo (less prizes)	10.00%	10.00%	10.00%	10.00%	10.00%
Punchcards/Pulltabs	5.00%	5.00%	5.00%	5.00%	5.00%
Cable Franchise Fee	4.40%	4.40%	4.40%	4.40%	4.40%
Fire Arms Tax (Dollars per weapon)	\$25.00	\$25.00	\$25.00	\$25.00	\$25.00
Ammunition Tax (Dollars per round)	\$0.05	\$0.05	\$0.05	\$0.05	\$0.05
Sweetened Beverage Tax (Dollars per fluid ounce)		\$0.0175	\$0.0175	\$0.0175	\$0.0175

*Increase effective April 1, 2017

Multi-Department Revenue Summary

In recent years, the City of Seattle has implemented new dedicated revenues for specific purposes in multiple departments. The revenues and expenditures for these multi-department revenues are summarized in the financial plan section of the budget, and additional detail on the expenditure changes in the 2022 Proposed Budget is included below.

This section includes a summary of the following revenues:

Short-Term Rental Tax

Sweetened Beverage Tax

Transportation Network Company Tax

Community Development Block Grant (federal grant used in multiple departments)

Short-Term Rental Tax

The Short-Term Rental Tax (STRT) supports the Equitable Development Initiative (EDI), supportive housing and debt service. The Equitable Development Initiative (EDI) was established in 2016 to provide investments in neighborhoods that support those most impacted by displacement and low access to opportunity. The program's objectives include advancement of economic opportunity and wealth-building strategies, preventing displacement, and building on local cultural assets. Ordinance 125872 states that the Office of Planning and Community Development (OPCD) should receive an annual STRT allocation of \$5 million annually to provide EDI grants to outside organizations. Short-term rental tax revenues were in decline in 2021 due to the COVID-19 pandemic, but they appear to be recovering. The proposed budget allocates \$5 million of STRT in OPCD's budget for EDI grants. In addition, the proposed budget allocates \$3.4 million of STRT for permanent supportive housing investments in the Human Services Department and \$2 million for debt service payments on low-income housing.

Sweetened Beverage Tax

The 2022 proposed budget provides \$21.9 for SBT or Sweetened Beverage Tax-funded programming. The budget supports ongoing funding for Fresh Bucks and Healthy Food in Schools at the Office of Sustainability and Environment (OSE), the Childcare Assistance Program (CCAP) at the Department of Education and Early Learning (DEEL), food system support at the Human Services Department (HSD), and recreational programming at Seattle Parks and Recreation (SPR). Changes for 2022 include providing \$1.5 million in ongoing funding for DEEL's Prenatal-to-3 grant programming, which was first funded as a one-time pilot program for 2021, and which has been a priority for the Sweetened Beverage Tax Community Advisory Board. The 2022 proposed budget also restores \$1.5 million to the Department of Neighborhood's Equitable Food Fund (formerly the Healthy Food Fund), bringing its SBT funding to nearly \$3 million.

Multi-Department Revenue Summary

Transportation Network Company (TNC) Tax

On September 19, 2019, Mayor Jenny A. Durkan announced a proposed tax on rides with Transportation Network Companies (TNCs) originating 1,000,000 trips or more per quarter from the City of Seattle. Legislation submitted with the 2020 Proposed Budget and passed as part of the 2020 Adopted budget enacted the tax, made appropriations based on forecast revenues, and enacted driver protections. However, due the pandemic-related drop in TNC trip volume, projected revenues from the tax were subsequently reduced to \$0 for 2020 and 75% of the original forecast for 2021; 2020 spending and 2021 budget proposals were curtailed accordingly. As anticipated by the 2021 Proposed Budget, the City Council passed ordinances to reduce the trip threshold for tax eligibility from 1,000,000 down to 200,000 trips per quarter in November 2021. Accounting for this reduced trip threshold and anticipating a partial recovery in trip volumes, the 2022 Proposed Budget assumes \$9.1 million of TNC tax revenue, a 64% increase over the 2021 Adopted revenue forecast but still less than half of the original, pre-pandemic forecast for 2022.

In the 2022 Proposed Budget, the Department of Finance and Administrative Services (FAS) is responsible for maintaining the accounting and tax infrastructure necessary to enforce and collect the tax. The Office of Labor Standards (OLS) is responsible for enforcing the TNC Minimum Compensation and Deactivation ordinances and for operating the Dispute Resolution Center (DRC). Finally, the Seattle Department of Transportation and the Office of Housing will receive appropriations of \$3.25 million and \$1.3 million respectively.

Community Development Block Grant (CDBG)

Funding Source Overview

In 2017, as part of the implementation of a new enterprise-wide financial management system, the Community Development Block Grant (CDBG) Fund (17810) was dissolved, and budget was distributed to various other funds in alignment with the direct fund model. The Human Services Department (HSD) is the City department which acts as custodian for all grants from the U.S. Department of Housing and Urban Development, including CDBG funding. However, CDBG is a relatively flexible funding source and is used by many City departments.

Budget Overview

In the 2022 Proposed Budget, CDBG funds are distributed to departments and projects as detailed in Table 1. All projects are subject to federal CDBG eligibility requirements, and for some projects, final eligibility has not yet been determined. As with the 2021 project plan, the 2022 project plan notes that funds supporting services previously provided by HSD will continue to be part of the City's contribution to the King County Regional Homelessness Authority (KCRHA). Table 2 below shows expected income from CDBG-funded loan programs managed by the Office of Housing.

Multi-Department Revenue Summary

Table 1: Community Development Block Grant (CDBG) 2022 Project Plan

Department	Title	2022 CDBG
Human Services Department (HSD)	Human Services CDBG Admin & Planning	\$1,012,527
	Homeless Services (KCRHA subrecipient grants)	\$3,151,628
	Homeless Services (KCRHA admin)	\$24,600
	Community Facilities Clinic Development	\$1,000,000
	Mount Baker Family Resource Center	\$155,734
	Minor Home Repair	\$449,917
	HSD Total	\$5,794,406
Office of Housing (OH)	Office of Housing CDBG Admin & Planning	\$160,972
Office of Economic Development	Small Business Support	\$1,364,000
Office of Immigrant and Refugee Affairs	ESL for Work (Ready to Work)	\$650,200
Office of Planning and Community Development	Equitable Development Initiative	\$430,000
Seattle Parks and Recreations	Seattle Conservation Corp Park Upgrades	\$808,000
Total		\$9,207,578
Expected Resources		\$9,207,578
Balance		\$0

Table 2: Community Development Block Grant (CDBG) 2022 Expected Program Income

Department	Title	2022 CDBG Program Income
Office of Housing (OH)	Home Repair Revolving Loan Program	\$605,462
	Homebuyer Assistance Revolving Loan Program	\$315,004
	Rental Housing Preservation and Development Revolving Loan Program	\$366,435
Total		\$1,286,901

City Fiscal Reserve Funds

The State of Washington permits the City to maintain two financial reserves to draw upon in the event of certain unanticipated expenditure or revenue pressures.

Emergency Fund

Under the authority of RCW 35.32A.060, the City maintains the Emergency Fund (EMF) of the General Fund. The EMF is the principal reserve for the City to draw upon when certain unanticipated expenses occur during the fiscal year. Eligible expenses include costs related to storms or other natural disasters. State law limits the amount of money the City can set aside in this reserve to 37.5 cents per \$1,000 of assessed value of property within the city.

Prior to 2017, the City's practice had been to fully fund the emergency reserve to this maximum limit. In 2017, the City modified the existing financial policies for the EMF to establish a minimum balance of \$60 million, and to adjust that minimum each year with the rate of inflation. This policy struck a balance between ensuring that resources will be available to address unanticipated expenditures and making resources available to address current needs.

Due to the ongoing impacts of COVID-19 and the related economic downturn, the City's revenue forecasts remain significantly reduced from pre-pandemic expectations; concurrently, the City continues to realize significant expenses to address the ongoing emergency. In response, in 2020 and planned in 2021, the City will have drawn \$31.3 million from the EMF, reducing the reserve balance to \$33.7 million.

In the current environment, it is not realistic for the City to meet the fund balance requirements for the Emergency Fund in the immediate future, and current policy does not define a process for rebuilding the reserve after a significant drawdown of funds. Legislation submitted with the 2022 Proposed Budget updates the EMF policy to require that the Emergency Fund be replenished to the target balance within a period of five years, sooner if practically possible. Based on current CPI-U projections, the updated policy would require the EMF to reach a \$77 million balance by the end of 2026. The 2022 Proposed Budget contributes \$10 million to the EMF, rebuilding the reserve balance to \$43.7 million at the end of 2022.

Revenue Stabilization Fund

Under the authority of RCW 35.21.070, the City maintains a second financial reserve called the Revenue Stabilization Fund (RSF), also known as the Rainy Day Fund. The RSF provides resources for the City to draw upon to maintain City services in the event of a sudden, unanticipated shortfall in revenue due to economic downturns or other factors. City code limits the balance of this reserve to five percent of General Fund tax receipts. Ordinance 123743 requires the City to deposit an amount equivalent to 0.5% of General Fund tax revenues into the RSF, with some limited exceptions. In addition, City policy requires the deposit of 50% of any unplanned year-end fund balance in the General Fund into the RSF. The RSF has a fund balance cap equal to five percent of total annual General Fund tax revenue.

The City adopted significant RSF funding enhancements in 2011 via Ordinance 123743, including the required annual deposit of 0.5% of General Fund tax revenues into the RSF. These changes enabled the City to rebuild the Rainy-Day Fund reserves that had been spent down in 2009 and 2010 in the midst of the Great Recession. The new policies facilitated the rebuilding of this reserve fund from a low of \$10.5 million in 2010 to \$57.8 million by 2020. Additionally, the policies specified that contributions to the fund are suspended when tax revenues decline and are reduced to 0.25% in the following year.

In response to ongoing COVID-19 emergency and related economic downturn, the City will have withdrawn \$54.7 million from the RSF over 2020 and 2021, reducing the reserve balance to \$6.0 million. City policy requires a contribution of \$3.1 million dollars in 2022. The 2022 Proposed Budget exceeds this requirement, contributing \$15 million and rebuilding the RSF reserve balance to \$21.0 million. The recent revenue forecast update effectively

provided a significant infusion of one-time General Fund resources, and the replenishment of the RSF is a prudent and appropriate use for such one-time funding, particularly in the context of ongoing economic uncertainty created by the COVID-19 pandemic.

City Bond Issuance and Debt Service

In addition to cash resources, the City also uses bonds and property tax levies to fund a variety of capital improvement projects. The City's budget must include funds to pay interest and principal on outstanding and proposed bonds. The City has issued three types of debt to finance its capital improvement programs: unlimited tax general obligation bonds, limited tax general obligation bonds and revenue bonds.

Unlimited Tax General Obligation Bonds

The City may issue Unlimited Tax General Obligation (UTGO) Bonds for capital purposes if a proposition authorizing their issuance is approved by 60% of the voters in an election in which the number of voters exceeds 40% of the voters in the most recent general election. Payment of principal and interest is backed by the "full faith and credit" of the City. This means that the City commits itself to include in its property tax levy an amount that is sufficient to pay principal and interest on the bonds. Property taxes levied to pay debt service on UTGO bonds are not subject to the statutory limits in state law on the taxing authority of local governments, which is why UTGO bonds are "unlimited" (see the "Property Tax" section of the "Revenue Overview" for a description of statutory limits on property tax rates and growth). However, state law does limit the amount of UTGO bonds that can be outstanding at any time to 7.5% of assessed valuation of property in the city: 2.5% for open space and park facilities, 2.5% for utility purposes, and 2.5% for general purposes. As of December 31, 2020, there were approximately \$252 million in UTGO bonds outstanding.

Limited Tax General Obligation Bonds

The City Council may authorize the issuance of Limited Tax General Obligation (LTGO) Bonds, also known as Councilmanic bonds, in an amount up to 1.5% of assessed valuation, without a vote of the people. The City pledges its full faith and credit to the payment of principal and interest on LTGO bonds, but this pledge must be fulfilled within the City's statutory property tax limitations. Thus, these are "limited" general obligation bonds. The combination of UTGO bonds issued for general purposes and LTGO bonds cannot exceed 2.5% of assessed property valuation. If LTGO bonds are issued up to the 1.5% ceiling, then UTGO bonds for general purposes are limited to 1% of assessed value.

The City also guarantees debt issued by the Pike Place Market Preservation and Development Authority, the Seattle Indian Services Commission, the Seattle Chinatown/International District Preservation and Development Authority, and the Museum Development Authority. As of December 31, 2020, the guarantees totaled \$34.3 million out of \$820.5 million outstanding LTGO debt. Guarantees count against the City's LTGO debt capacity.

Revenue Bonds

Revenue bonds are used to provide financing for the capital programs of City Light and the three other utilities - Water, Drainage and Wastewater, and Solid Waste - which are grouped together in Seattle Public Utilities. The City does not pledge its full faith and credit to the payment of debt service on revenue bonds. Payment of principal and interest on the bonds issued by each utility is derived solely from the revenues generated by the issuing utility. No tax revenues are used to pay debt service.

When revenue bonds are sold, the City commits itself to set fees and charges for the issuing utility that will be sufficient to pay all costs of operations and maintenance, and all payments of principal and interest on the bonds. While the amount of revenue bonds is not subject to statutory limits, the utility's ability to repay debt with interest is a practical constraint.

City Bond Issuance and Debt Service

Forms of Debt Authorized by State Law

Table 1 below summarizes the conditions and limitations that apply to the issuance of the general obligation debt issued by the City.

Table 1: Summary of Conditions and Limitations for City Debt Issuances

Form of Debt	Voter Approval Required	Source of Repayment	Statutory Limitation	Current Limit ¹	Outstanding 12-31-20 ¹
Unlimited Tax General Obligation Bonds (UTGO)					
Parks & Open Space	Yes	Property Tax	2.5% of AV	\$6.5 Billion	\$0
Utility	Yes	Property Tax	2.5% of AV	\$6.5 Billion	\$0
General Purposes	Yes	Property Tax	1.0 % of AV ²	\$2.6 Billion	\$251 Million
Limited Tax General Obligation Bonds (LTGO)		Taxes and Other Revenues	1.5% of AV ²	\$3.9 Billion	\$893 Million ³

¹ As of 12/31/20, assuming the latest certified assessed value of \$262.1 billion, issued on January 27, 2021 for taxes payable in 2021.

² The sum of UTGO and LTGO debt for general purposes cannot exceed 2.5% of assessed valuation.

³ Includes \$34.3 million of PDA debt guarantees.

City Debt Management Policies and Bond Ratings

The use of debt financing by the City is subject to federal and state laws as well as the City's own debt management policies ([Resolution 31553](#)).

The City has earned very high ratings on its bonds as a result of a strong economy and prudent financial practices. The City's UTGO debt is rated Aaa by Moody's Investors Service, AAA by Fitch IBCA, and AAA by Standard & Poor's (S&P), which are the highest possible ratings. The City's LTGO debt is rated Aaa by Moody's, AAA by Fitch, and AAA by S&P. In addition, the City's utilities have very high ratings for revenue debt, reflecting sound finances and good management.

2022 Projected Bond Issues

In 2022, the City expects to issue approximately \$133 million of limited tax general obligation (LTGO) bonds for a variety of purposes. Table 2 lists the financed projects and other details of the financing plan. Bond proceeds will be deposited into the 2022 Tax Exempt and Taxable Multipurpose Bond Funds. City departments responsible for all or portions of projects listed in Table 2 will then draw money from this fund as appropriated to implement the projects. The appropriation authority for using these bond funds are in the respective departments' sections of this budget.

City Bond Issuance and Debt Service

Table 2: 2022 Multipurpose LTGO Bond Issuance Costs - Informational Only (\$1,000s)

<i>Project</i>	Capital Cost	Approx. Par Amount (1)	Max. Term	Approx. Rate	Debt Service Adopted 2022	Debt Service Estimated 2023	Debt Service Funding Source
Seattle Municipal Tower Elevator Rehab	9,500	9,785	10	3.00%	294	1,147	FAS Rates
Human Capital Management System	17,636	18,165	8	3.00%	545	2,588	FAS Rates
Fire Station 31	3,500	3,605	20	4.00%	108	265	REET I
Data and Telephone Infrastructure	4,277	4,406	8	3.00%	132	628	IT Rates
Computing Services Architecture	1,100	1,133	8	3.00%	34	161	IT Rates
Criminal Justice Information System Projects	13,076	13,468	8	3.00%	404	1,919	General Fund
Alaskan Way Main Corridor	10,275	10,583	20	4.00%	317	779	CPT-2.5% (2)
Overlook Walk and East-West Connections Project	4,630	4,769	20	4.50%	161	367	CPT-2.5% (2)
West Seattle Bridge Immediate Response	44,634	45,973	20	4.00%	1,379	3,383	REET II
West Marginal Way Safe Street and Accessibility Improvement	1,150	1,185	20	4.00%	36	87	REET II
Aquarium Expansion	11,975	12,334	20	4.50%	416	948	REET I
Pike Place Market	6,000	6,180	10	3.50%	216	743	Bond Interest and Redemption Fund
Historic Seattle PDA	1,800	1,854	20	4.50%	63	143	Historic Seattle (BIRF)
Total	129,553	133,440			4,105	13,157	

(1) Includes 3% for costs of issuance and pricing adjustments.

(2) Receipts from additional 2.5% commercial parking taxes.

2022 Multipurpose LTGO Fund Issuance Costs - Informational Only (\$1,000s)

Approximate Par Amount	Issuance Costs & Pricing Adjustments	Approximate Issuance Cost for 2022
\$133,440	3%	\$3,887

2022 Debt Service

In 2022, debt service associated with outstanding LTGO bond issues as well as the planned 2022 bond issuances is expected to be approximately \$99 million. Appropriation authority for debt service costs are in the respective departments' sections of this budget. The Debt Service Appendix lists debt service amounts by paying fund.

Selected Financial Policies

Through a series of Resolutions and Ordinances, the City has adopted a number of financial policies that are designed to protect the City's financial interests and provide a framework and guidelines for the City's financial practices. For additional information about these policies, please refer to the City of Seattle website: http://www.seattle.gov/financedepartment/financial_policies.htm.

Budgetary Basis

- The City budgets on a modified accrual basis. Property taxes, sales taxes, business and occupation taxes, and other taxpayer-assessed revenues due for the current year are considered measurable and available and, therefore, as revenues, even though a portion of the taxes may be collected in the subsequent year. Licenses, fines, penalties, and miscellaneous revenues are recorded as revenues when they are received in cash since this is when they can be accurately measured. Investment earnings are accrued as earned.
- Expenditures are considered a liability when they are incurred. Interest on long-term debt, judgments and claims, workers' compensation, and compensated absences are considered a liability when they are paid.

Appropriations and Execution

- The adopted budget generally makes appropriations for operating expenses at the budget control level within departments, unless the expenditure is from one of the General Fund reserve accounts, or is for a specific project or activity budgeted in the General Subfund category called Finance General. These projects and activities are budgeted individually.
- Capital projects programmed in the CIP are appropriated in the budget at the program or project level. Grant-funded activities are controlled as prescribed by law and federal or state regulations.
- Within the legally adopted budget authorizations, more detailed allocations, as approved by CBO, are recorded in the City's accounting system, called SUMMIT, at the lowest levels of each department's organizational structure and in detailed expenditure accounts. Throughout the budget year, CBO monitors revenue and spending performance against the budget to protect the financial stability of the City.
- In accordance with Washington state law, any unexpended appropriations for operating or ordinary maintenance expenditures automatically lapse at the close of the fiscal year, except for any appropriation continued by ordinance. Unexpended appropriations for capital outlays remaining at the close of the fiscal year are carried forward to the following year, except for any appropriation abandoned by ordinance.

Budget Transfers

The Budget Director may approve, without ordinance, appropriation transfers within a department or agency of up to 10%, and with no more than \$500,000 of the appropriation authority for the particular budget control level or, where appropriate, line item, being increased. In addition, no transfers can reduce the appropriation authority of a budget control level by more than 25%.

Selected Financial Policies

Debt Policies

- The City of Seattle seeks to maintain the highest possible credit ratings for all categories of short- and long-term General Obligation debt that can be achieved without compromising delivery of basic City services and achievement of adopted City policy objectives.
- The City will reserve \$100 million of legal limited tax (councilmanic) general obligation debt capacity, or 12% of the total legal limit, whichever is larger, for emergencies. The 12% reserve is now significantly greater than \$100 million.
- Except in emergencies, net debt service paid from the General Subfund will not exceed 9% of the total General Fund budget. In the long run, the City will seek to keep net debt service at 7% or less of the General Fund budget.

General Fund - Fund Balance and Reserve Policies

- State law allows the City to maintain an emergency reserve at a maximum statutory-authorized level of 37.5 cents per \$1,000 of assessed property value in the city. The City's previous practice had been to fully fund the emergency reserve to this maximum limit. However, over the past several years assessed values have undergone significant growth and are expected to continue at a rate that far outpaces the projected City's revenue growth rate. In 2017 the City modified the existing financial policies for the Emergency Subfund (ESF) to establish a minimum balance of \$60 million, and to adjust that level each year with the rate of inflation. This implies that the ESF would continue to grow, but at somewhat lower rate than under the previous policy. This policy change strikes a balance between ensuring that resources will be available to address unanticipated expenditures and making resources available to address current needs.
- Annual contributions of 0.50% of forecasted tax revenues are automatically made to the Revenue Stabilization Account of the Cumulative Reserve Subfund (commonly referred to as the "Rainy Day Fund").¹ In addition, 50% of any unanticipated excess General Subfund fund balance at year's end is automatically contributed to the Rainy Day Fund. These automatic contributions are temporarily suspended when the forecasted nominal tax growth rate is negative or when the total value of the Rainy Day Fund exceeds 5% of total tax revenues. In addition to the automatic contributions, the City may also make contributions to the Rainy Day Fund via ordinance. Expenditures from the Rainy Day Fund require the approval of a majority of the members of the Seattle City Council and must be informed by the evaluation of out-year financial projections.

Other Citywide Policies

- As part of the Mayor's budget proposal, the Executive develops a revenue estimate that is based on the best available economic data and forecasts.
- The City intends to adopt rates, fees, and cost allocation charges no more often than biennially. The rate, fee, or allocation charge structures may include changes to take effect at

¹ The 0.50% contribution is lowered to 0.25% of forecasted tax revenues for any year immediately following the suspension of contributions as a result of negative nominal tax revenue growth.

Selected Financial Policies

specified dates during or beyond the biennium. Other changes may still be needed in the case of emergencies or other unanticipated events.

- In general, the City will strive to pay for general government current operating expenditures with current revenues, but may use fund balance or other resources to meet these expenditures. Revenues and expenditures will be monitored throughout the year.
- In compliance with State law, no City fund whose purpose is restricted by state or local law shall be used for purposes outside of these restrictions.
- Working capital for the General Fund and operating funds should be maintained at sufficient levels so that timing lags between revenues and expenditures are normally covered without any fund incurring negative cash balances for greater than 90 days. Exceptions to this policy are permitted with prior approval by the City Council.

Office of Arts and Culture

Royal Alley-Barnes, Acting Director

(206) 684-7171

<http://www.seattle.gov/arts/>

Department Overview

The Office of Arts & Culture (ARTS) envisions a city driven by creativity that provides the opportunity for everyone to engage in diverse arts and cultural experiences. The Office promotes Seattle as a cultural destination and invests in Seattle's arts and cultural sector to ensure the City provides a wide range of high-quality programs, exhibits and public art. ARTS includes eight programs: Cultural Partnerships, Communications and Outreach, Equity and Youth, Cultural Facilities Operations, Public Art, Artwork Conservation, Administrative Services, and Cultural Space. These programs are supported by two funding sources: the Arts and Culture Fund, which is funded through the City's admission tax revenues, and the Municipal Arts Fund, which is supported by the 1% for Arts contributions from Capital Projects.

The **Cultural Partnerships** Program invests in cultural organizations, youth arts programs, individual artists and community groups to increase residents' access to arts and culture, and to promote a healthy cultural sector in the city. The Cultural Partnerships program offers technical assistance and provides grants to arts and cultural organizations throughout the city.

The **Communications and Outreach** Program works to ensure greater community access to arts and culture through annual forums and award programs by showcasing community arts exhibits and performances at City Hall and King Street Station, and by developing materials to promote Seattle as a creative capital. This program also works on innovative ways to reach out to communities about the opportunities of the department.

The **Cultural Space** Program provides resources to fund the development of new cultural spaces, the retention of crucial cultural anchors, and physical space improvements in existing cultural institutions. The program exists to preserve, create and activate cultural square footage in the city of Seattle; to work with artists and arts organizations to strengthen their role in charting the future of their creative spaces; and to work with developers and builders to incorporate arts and culture into new projects.

The **Cultural Facilities Operations** Program provides operational support for Langston Hughes Performing Arts Institute, a cultural facility that provides rental spaces and technical assistance, and that works in partnership with LANGSTON, a non-profit organization, to present programs and events, with the goal of providing quality cultural programs with educational components that meet the needs of the African American community. This program also supports the operation and programming of the King Street Station. This includes a rotating gallery opened to the public. Programming is submitted by the community and reviewed by a community advisory group. This program also provides technical assistance to applicants and selected programs.

The **Equity and Youth** Program invests in teaching artists, educators and organizations that are working toward a stronger more vibrant creative youth culture. ARTS does this through funding, professional development, school and community arts partnerships, arts education initiatives (The Creative Advantage), and career-connected learning in the arts and creative industries. The program also supports arts and cultural learning and events for our city's young people.

The **Public Art** Program integrates artists and their ideas in the design of City facilities, manages the City's portable artworks collection and incorporates art in public spaces throughout Seattle. This program is funded through the 1% for Art program, which by ordinance requires eligible City capital projects to contribute 1% of their budgets to the Municipal Arts Fund for the commission, purchase and installation of public artworks.

Office of Arts and Culture

The **Artwork Conservation** Program supports the City of Seattle's Public Art investment in permanent art. This program provides professional assessment, conservation, repair, and routine and major maintenance of artwork for the City's approximately 400-piece permanently sited art collection.

The **Administrative Services** Program provides executive management and support services for the office; engages in Citywide initiatives; supports the Seattle Arts Commission (a 16-member advisory board that advises the office), the Film and Music Commission in partnership with the Office of Economic Development (a 21-member advisory board), Mayor, and City Council on arts programs and policy; and promotes the role of the arts in economic development, arts education for young people, and cultural tourism. Funding within this program also covers basic department overhead costs, including office space, human resources, and IT.

Budget Snapshot

	2020 Actuals	2021 Adopted	2022 Proposed
Department Support			
General Fund Support	-	-	3,500,000
Other Funding - Operating	15,379,828	14,415,375	16,916,416
Total Operations	15,379,828	14,415,375	20,416,416
Total Appropriations	15,379,828	14,415,375	20,416,416
Full-Time Equivalents Total*	39.09	39.09	40.34

* FTE totals are provided for informational purposes only. Changes in FTEs resulting from City Council or Human Resources Director actions outside of the budget process may not be detailed here

Budget Overview

The Office of Arts & Culture (ARTS) is funded by Admission Tax revenue and the 1% for Art Program. This funding supports arts-related programs and capital expenditures to keep artists living and working in Seattle, builds community through arts and cultural events and the placement of public art, and increases arts opportunities for youth. ARTS commits to an anti-racist work practice that centers the creativity and leadership of Black, Indigenous, and People of Color (BIPOC) – those most impacted by structural racism – to move toward systems that benefit us all.

In 2022, ARTS will shift to concurrent year Admission Tax funding, meaning the budget supported by the Arts and Culture fund will operate using same-year projected revenue. Previously, ARTS developed its budget using revenue collected from two years prior. However, keeping that funding structure would have meant ARTS would face 2020's COVID-induced revenue shortfall in 2022, resulting in drastic cuts. Switching to concurrent year funding allows ARTS to avoid such a scenario. In addition, to provide some financial cushion if revenue actuals come in lower than projected, ARTS will have a sizeable operating reserve to rely on. The 2021 Adopted Budget included legislation to revise the Arts and Culture Fund financial policies to set the operating reserve at 20% of its operating budget.

Federal Funding Support

The City of Seattle is receiving federal Coronavirus Local Fiscal Recovery Funds (CLFR), which will be awarded in two tranches. The first tranche, appropriated in 2021 through Ordinance 126371, included an allocation of \$3.375 million to Arts to provide COVID-related relief to arts and cultural organizations. The 2022 Proposed Budget allocates \$1.5

Office of Arts and Culture

million of General Fund funds enabled by Coronavirus Local Fiscal Recovery (CLFR) funds to Arts as part of Seattle Rescue Plan 3 (SRP3). This funding will provide financial and workforce development support to artists and creative workers who have been negatively affected by the COVID-19 pandemic. See the Seattle Rescue Plan section of this 2022 Budget Book for more on SRP3.

Equitable Communities Initiative

In late 2020, the Mayor convened the Equitable Communities Initiative (ECI) Task Force. The task force was charged with developing strategies that begin to address the disparities caused by years of disinvestment in communities of color. From December 2020 to June 2021, the Task Force of 26 community leaders met weekly for more than 60 cumulative hours in over 30 meetings. The task force recommendations, released in June 2021, included \$6 million for an Equity and Cultural Education Fund. The ECI task force funding was appropriated in 2021 through Ordinance 126401.

The 2022 Proposed Budget includes ongoing funding of \$6 million for the Equity and Cultural Education Fund, including \$2 million to be targeted to cultural education. The appropriation for the fund is split between the Department of Education and Early Learning (\$4 million) and ARTS (\$2 million). The two departments will jointly run a competitive process to award the funding to community organizations. A small portion of the funding will support administrative and programmatic costs for the City departments.

Waterfront Art

The 2022 Proposed Budget adds \$1.7 million to the Arts budget for artwork on the Waterfront. There will be 8 art installations at the Waterfront in total, with one permanent project - the Land Buoy Bells - already installed. This funding will be used to cover costs related to installing the remaining artwork.

Incremental Budget Changes

Office of Arts and Culture

	Dollars	FTE
2021 Adopted Budget	14,415,375	39.09
Baseline		
Baseline Adjustments for Personnel Costs	45,631	-
Citywide Adjustments for Standard Cost Changes	87,938	-
Proposed Operating		
City Artists One-Time Change Reversal	180,000	-
Seattle Together One-Time Change Reversal	(66,922)	-
Arts in Parks	380,000	-
Creative Economy Position Add	75,851	0.50
Custodial Position	70,544	0.75
Tsutekawa Gate Replacement	28,000	-
Waterfront Artworks	1,700,000	-
Individual Artist Relief and Workforce Development	1,500,000	-
Equity and Cultural Education	2,000,000	-
Proposed Technical		

Office of Arts and Culture

Revenue Adjustments	-	-
ARTS-Balancing Reversal	-	-
ARTS-OED-Balancing Reversal	-	-
Fund Balancing Entries	-	-
Total Incremental Changes	\$6,001,041	1.25
Total 2022 Proposed Budget	\$20,416,416	40.34

Description of Incremental Budget Changes

Baseline

Baseline Adjustments for Personnel Costs

Expenditures \$45,631

This centrally administered change adjusts appropriations to restore the annual wage increase for non-represented Executives, Managers and Strategic Advisors, which was forgone in 2021 due to financial constraints.

Citywide Adjustments for Standard Cost Changes

Expenditures \$87,938

Citywide technical adjustments made in the baseline phase reflect changes to internal services costs, including rates from the Department of Finance & Administrative Services, Seattle Information Technology Department, Seattle Department of Human Resources, and for healthcare, retirement, and industrial insurance charges for the department. These adjustments reflect initial assumptions about these costs and inflators early in the budget process.

Proposed Operating

City Artists One-Time Change Reversal

Expenditures \$180,000

This item restores a one-time reduction in the 2021 Adopted Budget related to a shift in timing of support for the City Artists Program.

Seattle Together One-Time Change Reversal

Expenditures \$(66,922)

This item reverses a one-time addition in the 2021 Adopted Budget that supported a temporary position housed at Department of Neighborhoods and worked on the Seattle Together program.

Arts in Parks

Expenditures \$380,000

Revenues \$380,000

This item restores the Arts in Parks program which was eliminated in the 2021 Adopted Budget due to COVID-19 budget strains. The program is funded by Seattle Parks and Recreation and the grants are then administered by

Office of Arts and Culture

ARTS. The purpose of the program is to activate park spaces through arts and cultural activities proposed and implemented by local artists and community members.

Creative Economy Position Add

Expenditures	\$75,851
Position Allocation	0.50

This item adds a half-time Career Connected Learning Project Manager position that will support the Creative Industries partnership with the Office of Economic Development (OED). This position will split their time between supporting the Seattle Music Commission that is housed in OED, managing the Mixers event series, and supporting Career Days events. ARTS will also continue to maintain a budget for shared creative economy programming priorities, including the mixers, career days, and an internship partnership with the Northwest Folklife Festival.

Custodial Position

Expenditures	\$70,544
Position Allocation	0.75

This item adds a 0.75 FTE Maintenance Laborer position that will provide janitorial support at King Street Station. ARTS has been using a Term-Limited employee for this role and are converting it to a permanent position that will increase the number of custodial positions to one full-time and two part-time. This change will ensure that the facility is well-maintained without strain on the staff.

Tsutekawa Gate Replacement

Expenditures	\$28,000
--------------	----------

This item uses funds from the 1% for Arts contribution from capital projects to fund a portion of replacement of the Tsutekawa Gates at the Washington Park Arboretum.

Waterfront Artworks

Expenditures	\$1,700,000
--------------	-------------

This item uses funds from the 1% for Arts contribution from capital projects to fund artworks on the Waterfront Seattle project. One permanent project - the Land Buoy Bells – has already been installed. These funds will be used to cover the costs of installing the remaining projects which will be completed by 2024.

Individual Artist Relief and Workforce Development

Expenditures	\$1,500,000
--------------	-------------

This item provides financial support to individual artists and creative workers, who have been negatively impacted by COVID-19. Most of the individuals in this category are small business owners, entrepreneurs, and sole proprietors. The financial support will be paired with a workforce development component in partnership with the Office of Economic Development (OED). The City received a federal funds package known as the Coronavirus Local Fiscal Recovery (CLFR) in 2021 that was divided into 2021 and 2022 buckets. The funds were placed in several spending categories, with workforce development being one. This funding is placed in that category because of the professional development component in this proposal.

Equity and Cultural Education

Expenditures	\$2,000,000
--------------	-------------

Office of Arts and Culture

This item continues funding for the Equitable Communities Initiative Task Force in 2022. The goal is to increased leadership and empowerment opportunities for BIPOC youth through the creation of culturally-relevant programming. Arts will be directing the funds to provide:

- Culturally-relevant youth and family programming and classroom residencies with BIPOC-centered cultural institutions, museums, and other informal learning spaces during the school day
- Cultural education programs outside of school by BIPOC-led creative youth development organizations
- Awards for BIPOC youth who want to engage in arts & culture on their own terms (e.g. buying instruments + individual lessons)

Proposed Technical

Revenue Adjustments

Revenues	\$7,374,814
----------	-------------

This technical item adjusts revenues for the Arts' funds, removes Ad Tax revenue transfer from the General Fund (GF), and adds the admissions tax revenue into the Arts and Culture Fund 12400.

ARTS-Balancing Reversal

Revenues	\$771,144
----------	-----------

This technical item reverses one-time revenue changes in the 2021 Adopted Budget related to fund balancing: a contribution of \$313,270 to the Municipal Arts Fund and a use of \$1,084,414 from the Arts and Culture Fund.

ARTS-OED-Balancing Reversal

Revenues	\$(62,597)
----------	------------

This technical item reverses one-time revenue changes in the 2021 Adopted Budget related to fund balancing: a use of \$62,596.92 from the Arts and Culture Fund.

Fund Balancing Entries

Revenues	\$(118,998)
----------	-------------

This is a technical item to record a fund balancing entry for the Arts and Culture (12400) and Municipal Arts (12010) funds, which are primarily managed by this department.

Office of Arts and Culture

Expenditure Overview

	2020 Actuals	2021 Adopted	2022 Proposed
Appropriations			
ARTS - BO-AR-2VMA0 - Public Art			
12010 - Municipal Arts Fund	2,064,470	2,912,013	4,646,780
12400 - Arts and Culture Fund	51,502	-	(759)
Total for BSL: BO-AR-2VMA0	2,115,972	2,912,013	4,646,021
ARTS - BO-AR-VA150 - Leadership and Administration			
12010 - Municipal Arts Fund	970,602	966,776	992,484
12400 - Arts and Culture Fund	3,265,171	3,119,458	3,202,636
Total for BSL: BO-AR-VA150	4,235,773	4,086,234	4,195,120
ARTS - BO-AR-VA160 - Arts and Cultural Programs			
00100 - General Fund	-	-	3,500,000
12400 - Arts and Culture Fund	6,902,525	6,608,278	7,263,832
Total for BSL: BO-AR-VA160	6,902,525	6,608,278	10,763,832
ARTS - BO-AR-VA170 - Cultural Space			
12400 - Arts and Culture Fund	2,125,559	808,850	811,443
Total for BSL: BO-AR-VA170	2,125,559	808,850	811,443
Department Total	15,379,828	14,415,375	20,416,416
Department Full-Time Equivalents Total*	39.09	39.09	40.34

* FTE totals are provided for informational purposes only. Changes in FTEs resulting from City Council or Human Resources Director actions outside of the budget process may not be detailed here

Budget Summary by Fund Office of Arts and Culture

	2020 Actuals	2021 Adopted	2022 Proposed
00100 - General Fund	-	-	3,500,000
12010 - Municipal Arts Fund	3,035,072	3,878,789	5,639,264
12400 - Arts and Culture Fund	12,344,757	10,536,586	11,277,152
Budget Totals for ARTS	15,379,828	14,415,375	20,416,416

Office of Arts and Culture

Revenue Overview

2022 Estimated Revenues

Account Code	Account Name	2020 Actuals	2021 Adopted	2022 Proposed
337080	Other Private Contrib & Dons	441,650	-	-
341900	General Government-Other Rev	3,733,218	-	-
360020	Inv Earn-Residual Cash	437,033	-	-
360210	Oth Interest Earnings	-	110,000	112,200
360900	Miscellaneous Revs-Other Rev	17,500	20,000	20,400
397000	Operating Transfers In Summ	-	3,435,519	3,435,519
398010	Insurance Recoveries	83,358	-	-
Total Revenues for: 12010 - Municipal Arts Fund		4,712,759	3,565,519	3,568,119
400000	Use of/Contribution to Fund Balance	-	313,270	2,071,145
Total Resources for:12010 - Municipal Arts Fund		4,712,759	3,878,789	5,639,264
316020	B&O Tax-Admissions Rev	-	-	18,682,295
337080	Other Private Contrib & Dons	12,750	-	-
341190	Personnel Service Fees	-	-	63,919
341900	General Government-Other Rev	72,057	-	380,000
360210	Oth Interest Earnings	-	50,000	50,000
360220	Interest Earned On Deliquent A	82	-	-
360300	St Space Facilities Rentals	150	-	-
360350	Other Rents & Use Charges	(1,035)	-	-
360900	Miscellaneous Revs-Other Rev	75	187,000	197,000
397000	Operating Transfers In Summ	-	11,384,000	-
397010	Operating Transfers In	11,732,000	-	-
Total Revenues for: 12400 - Arts and Culture Fund		11,816,079	11,621,000	19,373,214
400000	Use of/Contribution to Fund Balance	-	(1,021,817)	(2,190,143)
Total Resources for:12400 - Arts and Culture Fund		11,816,079	10,599,183	17,183,071
Total ARTS Resources		16,528,838	14,477,972	22,822,335

Office of Arts and Culture

Appropriations by Budget Summary Level and Program

ARTS - BO-AR-2VMA0 - Public Art

The purpose of the Public Art Budget Summary Level is to fund the Public Art Program, which develops art pieces and programs for City facilities, and the Artwork Conservation Program, which maintains the City's permanent art collection.

Program Expenditures	2020 Actuals	2021 Adopted	2022 Proposed
Artwork Conservation	111,308	199,498	227,515
Public Art	2,004,665	2,712,515	4,418,506
Total	2,115,972	2,912,013	4,646,021
Full-time Equivalents Total*	11.75	12.15	12.15

**FTE totals are provided for informational purposes only. Changes in FTEs resulting from City Council or Human Resources Director actions outside of the budget process may not be detailed here*

The following information summarizes the programs in Public Art Budget Summary Level:

Artwork Conservation

Expenditures/FTE	2020 Actuals	2021 Adopted	2022 Proposed
Artwork Conservation	111,308	199,498	227,515
Full Time Equivalents Total	1.00	1.00	1.00

Public Art

Expenditures/FTE	2020 Actuals	2021 Adopted	2022 Proposed
Public Art	2,004,665	2,712,515	4,418,506
Full Time Equivalents Total	10.75	11.15	11.15

ARTS - BO-AR-VA150 - Leadership and Administration

The purpose of the Leadership and Administration Budget Summary Level is to provide executive, financial, human resource, and business support to the Office and to support the Seattle Arts Commission, a 16-member advisory board that advises the Office, Mayor, and City Council on arts programs and policy.

Program Expenditures	2020 Actuals	2021 Adopted	2022 Proposed
Citywide Indirect Costs	810,113	981,439	1,033,900

Office of Arts and Culture

Departmental Indirect Costs	2,109,526	1,881,053	1,909,063
Pooled Benefits and PTO	1,316,134	1,223,742	1,252,158
Total	4,235,773	4,086,234	4,195,120
Full-time Equivalents Total*	9.00	9.00	9.00

**FTE totals are provided for informational purposes only. Changes in FTEs resulting from City Council or Human Resources Director actions outside of the budget process may not be detailed here*

The following information summarizes the programs in Leadership and Administration Budget Summary Level:

Citywide Indirect Costs

	2020 Actuals	2021 Adopted	2022 Proposed
Expenditures/FTE			
Citywide Indirect Costs	810,113	981,439	1,033,900

Departmental Indirect Costs

	2020 Actuals	2021 Adopted	2022 Proposed
Expenditures/FTE			
Departmental Indirect Costs	2,109,526	1,881,053	1,909,063
Full Time Equivalents Total	9.00	9.00	9.00

Pooled Benefits and PTO

	2020 Actuals	2021 Adopted	2022 Proposed
Expenditures/FTE			
Pooled Benefits and PTO	1,316,134	1,223,742	1,252,158

ARTS - BO-AR-VA160 - Arts and Cultural Programs

The purpose of the Arts and Cultural Programs Budget Summary Level is to invest in Seattle's arts and cultural community.

	2020 Actuals	2021 Adopted	2022 Proposed
Program Expenditures			
Activations Equity and Youth Development	2,021,951	1,942,668	3,958,774
Communication Outreach and Events	429,979	613,465	619,650
Cultural Facilities Operations	795,815	987,722	1,059,709
Funding Programs & Partnership	3,654,781	3,064,423	5,125,699
Total	6,902,525	6,608,278	10,763,832

Office of Arts and Culture

Full-time Equivalents Total*	16.84	16.84	18.09
*FTE totals are provided for informational purposes only. Changes in FTEs resulting from City Council or Human Resources Director actions outside of the budget process may not be detailed here			

The following information summarizes the programs in Arts and Cultural Programs Budget Summary Level:

Activations Equity and Youth Development

	2020 Actuals	2021 Adopted	2022 Proposed
Expenditures/FTE			
Activations Equity and Youth Development	2,021,951	1,942,668	3,958,774
Full Time Equivalents Total	4.00	4.00	4.50

Communication Outreach and Events

	2020 Actuals	2021 Adopted	2022 Proposed
Expenditures/FTE			
Communication Outreach and Events	429,979	613,465	619,650
Full Time Equivalents Total	4.00	4.00	4.00

Cultural Facilities Operations

	2020 Actuals	2021 Adopted	2022 Proposed
Expenditures/FTE			
Cultural Facilities Operations	795,815	987,722	1,059,709
Full Time Equivalents Total	6.09	6.09	6.84

Funding Programs & Partnership

	2020 Actuals	2021 Adopted	2022 Proposed
Expenditures/FTE			
Funding Programs & Partnership	3,654,781	3,064,423	5,125,699
Full Time Equivalents Total	2.75	2.75	2.75

ARTS - BO-AR-VA170 - Cultural Space

The purpose of the Cultural Space Budget Summary Level is to fund the development of new cultural spaces, the retention of crucial cultural anchors, and physical space improvements in existing cultural institutions.

Office of Arts and Culture

Program Expenditures	2020 Actuals	2021 Adopted	2022 Proposed
Cultural Space	2,125,559	808,850	811,443
Total	2,125,559	808,850	811,443
Full-time Equivalents Total*	1.50	1.10	1.10
<i>*FTE totals are provided for informational purposes only. Changes in FTEs resulting from City Council or Human Resources Director actions outside of the budget process may not be detailed here</i>			

Seattle Parks and Recreation

Jesús Aguirre, Superintendent

(206) 684-4075

<http://www.seattle.gov/parks/>

Department Overview

Seattle Parks and Recreation (SPR) works with all residents to be good stewards of the environment and to provide safe, welcoming opportunities to play, learn, contemplate, and build community. SPR manages a [6,400+ acre park system of over 485 parks](#) and extensive natural areas. SPR provides athletic fields, tennis courts, play areas, specialty gardens, and more than 25 miles of boulevards and 120 miles of trails. The system comprises about 12% of the city's land area. SPR also manages many facilities, including 26 [community centers](#), eight [indoor swimming pools](#), two [outdoor \(summer\) swimming pools](#), three [environmental education centers](#), two [small craft centers](#), four [golf courses](#), an outdoor stadium, and much more. The Woodland Park Zoological Society operates the Zoo and the Seattle Aquarium Society operates the Seattle Aquarium; both properties are owned by and receive financial support from the City.

Department employees work hard to develop partnerships with park neighbors, volunteer groups, non-profit agencies, local businesses, and Seattle Public Schools to effectively respond to increasing requests for use of Seattle's park and recreation facilities. Perhaps the most significant partnership is with the Associated Recreation Council (ARC) which provides child care and supports recreation programs at SPR-owned facilities, including community centers and small craft centers. ARC, a non-profit organization, also supports and manages the recreation advisory councils. These advisory councils are made up of volunteer community members who advise SPR's staff on recreation programming at community centers and other facilities. This collaborative relationship with ARC enables the department to offer quality child care and a wide range of recreation programs to the public.

SPR's funding is a combination of tax dollars from the City's General Fund, Seattle Park District funds, Real Estate Excise Tax and revenue from a variety of other sources including grants, user fees and rental charges. Funding for new parks facilities historically came from voter-approved levies. In 2014, Seattle voters approved the formation of a new taxing district known as the Seattle Park District. Property taxes collected by the Seattle Park District provide funding for City parks and recreation including maintaining parklands and facilities, operating community centers and recreation programs, and developing new neighborhood parks on previously acquired sites.

Budget Snapshot

	2020 Actuals	2021 Adopted	2022 Proposed
Department Support			
General Fund Support	96,805,309	98,009,592	109,424,021
Other Funding - Operating	62,031,529	77,836,209	78,221,327
Total Operations	158,836,839	175,845,801	187,645,348
Capital Support			
General Fund Support	45	-	-
Other Funding - Capital	66,416,455	52,970,111	95,830,516
Total Capital	66,416,499	52,970,111	95,830,516
Total Appropriations	225,253,338	228,815,912	283,475,864

Seattle Parks and Recreation

Full-Time Equivalents Total*	939.68	938.68	958.63
------------------------------	--------	--------	--------

** FTE totals are provided for informational purposes only. Changes in FTEs resulting from City Council or Human Resources Director actions outside of the budget process may not be detailed here*

Budget Overview

The 2022 Proposed Budget for the Seattle Parks and Recreation Department (SPR) focuses on economic recovery, including restoration of pandemic related reductions made in the 2021 Adopted Budget to the Park Fund, General Fund (GF), and Real Estate Excise Tax Funds (REET); realigning resources to support SPR's commitment to equity; addressing rising costs due to inflation and a challenging bidding climate; and increasing investments towards the City's response to obstruction removals, cleanliness, and safety in right-of-way (ROW) and park areas.

Restore COVID-19 Funding Reductions

In 2020 and 2021, SPR took significant cuts to its budget in response to revenue losses and economic impacts associated with the COVID-19 pandemic. The 2022 Proposed Budget assumes programming and participation return to pre-pandemic levels and restores funding to resume services and replenish capital project budgets.

Specifically, the 2021 Adopted Budget reduced SPR's General Fund (GF) budget by \$11.4 million and assumed a \$10.6 million loss of revenue in the Park Fund. These reductions were partially offset by shifting Park District (MPD) resources away from Park District initiatives to support operating expenses, mitigating service impacts and avoiding layoffs. The 2022 Proposed Baseline Budget returns \$7.7 million of ongoing GF to SPR, assumes Park Fund revenues rebound as fee-based services are reinstated, and restores Park District funding to initiatives impacted in 2021. Some of this MPD funding is proposed to be reallocated towards other SPR priorities as described later in this overview and in more detail in the Incremental Changes section of this budget book.

Due to the COVID-19 pandemic and declared emergency, the 2021 Adopted Budget as authorized by the City Council suspended SPR's minimum General Fund requirement per section 3.3 of the interlocal agreement establishing the Seattle Park District (Ordinance 124468). The 2022 Proposed Budget brings SPR back above its minimum requirement of \$106,411,169 through the combination of baseline adjustments and proposed GF increases.

SPR's REET funding was also reduced by \$19.3 million in 2021. The 2022 Proposed Budget invests approximately \$22.9 million including:

- \$16.7 million for major maintenance, ADA projects, and emerging SPR priorities;
- \$1.25 million for the Major Projects Challenge Fund including support for the Green Lake Small Craft Center and South Park Community Center and Campus projects;
- \$1.5 million for Outdoors for All;
- \$847,000 for Municipal Energy Efficiency Projects;
- \$3 million for Pier 58 Replacement; and
- a technical reduction of \$411,000 to align the 2022 budget with debt-service payments.

As stated above, the Park District provided a reliable funding source allowing SPR to pivot operations to mission essential functions and retain highly trained employees to provide parks and recreation services as deemed safe. In addition, throughout the pandemic SPR implemented a conservative fiscal management approach and therefore is able to identify one-time fund balance in the Park and Recreation Fund to support certain projects impacted by the pandemic related reallocations including land-banked site development and Lake City community center.

- In 2020, SPR reallocated \$4.7 million of Park District funding for land-banked site development, impacting numerous projects. The 2022 Proposed Budget restores \$3.5 million towards developing new parks.

Seattle Parks and Recreation

- The 2022 Proposed Budget also includes a \$5M reserve in the Park and Recreation Fund for the future renovation of the Lake City Community Center. This commitment had been in the endorsed budget funded by the Park District, however the delay in planning for the second cycle of the Park District pushes MPD support for this project out to at least 2023. Funding from both sources will be aligned with the project timeline and scope during the next Park District six-year cycle (2023-2028).

Due to the magnitude of the reductions to SPR's CIP in both 2020 and 2021, not all projects that were cut will be restored and some projects are still delayed. SPR prioritized their 2022 REET funding with a focus on equity; 60% of the restored funding in 2022 will be used for projects in census tracts identified as 'Highest or Second Highest Need/Disadvantaged by OPCD's Race and Social Equity Index. Approximately 36% are citywide programs, and the remaining 4% is distributed between projects in the Middle Need/Disadvantaged tracts. Projects include Garfield Super Block, Be'er Sheva, renovations of the Maple Wood playfield, additional funding for the South Park Campus, and Rainier Community Center Play Area. For a fuller list of projects, see SPR's 2022-2027 Capital Improvement Program.

Equity Investments and Funding Realignments

Formalize Rec'N the Streets Program

The 2022 Proposed Budget formalizes SPR's pilot program, Rec'N the Streets. Since Fall 2020, a team of SPR employees have been redeployed to develop and deliver this community-centered programming, serving approximately 6,000 participants from August-December 2020 in the midst of the pandemic. This change will establish two permanent teams by redirecting funding from Laurelhurst Community Center and the Outdoor Opportunities (O2) Program. One temporary team will also be funded with savings from community centers that will be closed for planned capital projects in 2021 and 2022.

O2 is an outdoor expedition program that generally serves a cohort of about 200 youth per year. Due to staffing vacancies in Fall 2019 and then the impact of COVID-19, this program has not run since Summer 2019. Based on data from the pilot for Rec'N the Streets, SPR expects the two mobile Rec'N the Streets teams will serve significantly more people than the average O2 cohort.

Laurelhurst Community Center will transition from a facility with limited public operating hours and staffing to a premier rental facility similar to Golden Gardens and Pritchard Beach. Laurelhurst is one of the smallest community centers; it doesn't have an attached gym. It is located within three miles of three other community centers. The facility hosts some limited recreation programming and events, drop-in activities, and short-term facility rentals. It does not host licensed childcare. SPR will continue to offer some programming at the adjacent Laurelhurst Elementary gym following this change. The pottery studio will close. Pottery is offered at eight other SPR sites including nearby Montlake and Green Lake. Laurelhurst ranks in the bottom third of the Equity and Priority Populations Index, a metric that measures the need for recreation services in each community center's service area.

Increase Workforce Equity

The 2022 Proposed Budget shifts \$1 million of base Park District funding from the Park Land Acquisition and Leverage Fund (Acquisitions) to institutionalize and expand SPR's work in addressing structural racism through organizational change. Funding will support workforce equity efforts in the Human Resources (HR) division and the expansion of the department's Equity Team staffing. SPR's 2022 budget for Acquisitions will be replenished using one-time Park Fund resources and the ongoing funding need will be reviewed in the next Park District funding cycle (2023-2028).

SPR's Human Resources team will be adjusted in support of a revised service model that advances the department's vision of becoming an anti-racist organization and is aligned to meet the growing demand for HR services from a department with over 1,000 regular positions and an additional 800-1,000 temporary and seasonal staff. The two main workstreams will include HR Business Partners, assigned to support SPR's major divisions, and Business Services & Employee Care, responsible for backend operations and subject matter expertise. The budget adds approximately four positions in support of these changes; this includes one Workforce Equity Strategic Advisor, one

Seattle Parks and Recreation

Training Coordinator dedicated to anti-racism training deliverables, one HR Business Partner, and increased capacity for performance reporting, leave of absence, and managerial needs.

SPR's Equity Team will assist with the planning, development, and implementation of equity strategies and structurally embed RSJI policies and practices across the department. SPR currently has one Strategic Advisor leading these efforts within the Superintendent's Office and one Equity Advisor in the Recreation Division. The proposed budget adds three new positions to expand this work; two will be located in the Superintendent's Office and one in the Parks and Environment Division.

SPR's commitment to the Race and Social Justice Initiative calls on the department to challenge and change institutional barriers that perpetuate harm. The department also recognizes there is much work to do and is working to position itself as a learning organization that is in a constant state of action; this requires additional and sustained investment in these dedicated resources.

Transition to a Community Response and Equitable Park Development Fund

The 2022 Proposed Budget also adds funding and two positions to begin transitioning the Major Projects Challenge Fund (MPCF) to a new Community Response and Equitable Park Development Fund as recommended by a taskforce convened in collaboration with the Park District Oversight Committee (PDOC); this is funded through a \$300,000 transfer from the MPCF. The fund has never had dedicated staff and these positions were recommended by the taskforce to better engage and support community groups with their park-related needs. The new fund is intended to address barriers identified through the first two rounds of MPCF awards, including project size and matching requirements, and distribute funds more equitably.

Realign and Add Resources to Support Increased Operating Costs

SPR has increasingly been asked to absorb Annual Wage Increases (AWI), citywide cost changes, and utility rate increases using Park Fund and Park District resources in lieu of General Fund support. In previous budgets, SPR has identified one-time resources such as fund balance and interest earnings to cover these costs, but these strategies are not sustainable. One challenge is that the first cycle of the Park District only increased funding by 2.5% annually – less than the cost of AWI and utility rate increases.

The proposed budget redirects \$4.1 million of ongoing Park District funding from the Major Maintenance Backlog and Asset Management capital project to cover these new and compounded cost increases. SPR will consider options for reconciling the MPD's annual rate to cover future inflationary costs as part of the next Park District planning process.

Increase Investments for Safe and Clean Spaces

The 2022 Proposed Budget increases funding and staff capacity for SPR to maintain safe and clean spaces in both park and right-of-way (ROW) areas. These investments include:

- \$2.8 million of one-time Coronavirus Local Fiscal Recovery (CLFR) funding to continue SPR's role in supporting the interdepartmental Clean Cities program through August 2022. This funding is part of Seattle Rescue Plan 3 (SRP3). See the Seattle Rescue Plan section of this 2022 Budget Book for more on SRP3;
- \$900,000 of ongoing General Fund to add 6.5 FTE supporting the increased demand on SPR to address impacts of unmanaged encampments, such as litter removal, storage of personal belongings, and data collection & reporting in compliance with Multi-Department Rules (MDARs); and
- \$2 million of one-time Cumulative Reserve Subfund (CRS-U) funding to support site restoration of parks that have been significantly damaged to due to prolonged use and misuse during the COVID-19 pandemic.

The Seattle Department of Transportation will also increase its annual payment to SPR from \$1 million to \$1.1 million to reflect inflationary increases since their funding agreement for obstruction removals was originally established in 2018.

Seattle Parks and Recreation

The 2022 Proposed Budget also includes \$963,000 of ongoing General Fund for security to assist with beach closures and Late Night teen programming, temporary resources to broaden coverage and expand hours to enforce park code compliance, and increasing a dispatcher position to full-time to address increased maintenance calls related to park cleanliness and safety.

Other Changes

In addition to the changes described above, the proposed budget includes other changes to make temporary resources permanent for out of school time staffing and capital project management; fund staff stipends for employees supporting language access; increase security and maintenance at Fort Lawton; provide one-time resources for Rise Above; and implement numerous technical changes to align budget with spending across projects and initiatives.

For more details on specific changes to SPR's 2022 Proposed Budget and 2022-2027 Capital Improvement Program (CIP), please see the Proposed Changes section of these budget book pages and the accompanying CIP Proposed Budget Book pages.

Seattle Parks and Recreation

Incremental Budget Changes

Seattle Parks and Recreation

	Dollars	FTE
2022 Beginning Budget	239,511,273	937.88
Baseline		
2021 One-time Items Adjustment	(747,000)	-
2021 Water Utility Savings Adjustment	300,000	-
Citywide Adjustments for Standard Cost Changes	2,338,455	-
Baseline Adjustments for Personnel Costs	260,808	-
Annual Inflation for Seattle Park District (2.5%)	883,055	-
Restore Park Fund to Operating Budget	884,633	-
Reverse Park District Realignment: Restore General Fund to Operating Budget	-	-
Reverse Park District Realignment: Restore Park District Funding to Capital Budget	7,716,558	-
Technical Baseline Adjustments	-	-
Proposed Operating		
Language Premium Staff Stipend	40,800	-
Out of School Time (OST) Staffing	124,099	1.00
Make Approved TLT Positions Permanent	-	3.25
Fort Lawton Maintenance and Security Increment	214,372	-
Rise Above	200,000	-
Formalize Rec'N the Streets Program	10,000	(0.25)
Clean City Funding Continuation through August	2,800,000	-
Security & Compliance	963,004	0.50
Support City Efforts to Maintain Clean and Accessible Parks and ROW	900,000	6.50
Increase SDOT Payment for ROW Obstruction Removals	-	-
MPD Funding Realignment for Inflation-Based Costs (see Capital Changes)	1,000,000	-
MPD Funding Realignment for HR/Workforce Equity (see Capital Changes)	700,000	4.25
MPD Funding Realignment for Departmental Equity Team (see Capital Changes)	300,000	3.00
MPD Funding Realignment for Equitable Park Development Fund (see Capital Changes)	300,000	2.00
Proposed Capital		
Partial Restoration of Land-Banked Site Development Funding	3,500,000	-
One-time Funding for Site Restoration	2,000,000	-
MPD Funding Realignment for Inflationary Cost Increases (see Operating Changes)	(4,153,058)	-
MPD Funding Realignment for HR/Workforce Equity (see Operating Changes)	(700,000)	-
MPD Funding Realignment for Departmental Equity Team (see Operating Changes)	(300,000)	-

Seattle Parks and Recreation

Use One-Time Park Fund Resources to Replenish Acquisitions Fund Balance	1,000,000	-
MPD Funding Realignment for Equitable Park Development Fund (see Operating Changes)	(300,000)	-
REET Restoration: Ongoing Major Maintenance Projects	9,999,000	-
REET Restoration: ADA Compliance Project	2,500,000	-
REET Restoration: Adjust Athletic Field Conversion Schedules	(2,314,000)	-
REET Restoration: Boat Moorage Restoration Project	2,314,000	-
REET Restoration: Carkeek Park Bridge Replacement Project	2,214,000	-
REET Restoration: South Park Community Center and Campus Improvements	2,000,000	-
Add REET Funding for Major Projects Challenge Fund Projects	1,250,000	-
Municipal Energy Efficiency Program	846,809	-
Outdoors For All	1,500,000	-
Pier 58 Replacement and Pier 63 Demolition	7,500,000	-
Proposed Technical		
MPD Initiative Rebalancing - Capital	(3,996,893)	-
MPD Initiative Rebalancing - Operating	-	-
REET I and II Technical Adjustment	-	-
REET Debt Service True Up	(411,372)	-
Centralize Event Scheduling Functions	-	0.50
Technical Project Clean Up	327,319	-
Technical Position Clean Up	-	-
Adjust 300 Elliot Rent Budget	-	-
Reconcile CIP Labor Accounts	-	-
Total Incremental Changes	\$43,964,591	20.75
Total 2022 Proposed Budget	\$283,475,864	958.63

Description of Incremental Budget Changes

Baseline

2021 One-time Items Adjustment

Expenditures \$(747,000)

This item includes an adjustment to reduce one-time funding added in the 2021 Adopted Budget for the Clean Cities program pilot. See Proposed Changes for a proposal that continues this work through August 2022 using Coronavirus Local Fiscal Recovery (CLFR) resources.

2021 Water Utility Savings Adjustment

Expenditures \$300,000

Seattle Parks and Recreation

This item restores one-time Park District funding reduced in the 2021 Adopted Budget in response to the COVID-19 pandemic. Due to the nine months of facility closures, the department was able to achieve one time water savings to partially offset revenue losses.

Citywide Adjustments for Standard Cost Changes

Expenditures	\$2,338,455
--------------	-------------

Citywide technical adjustments made in the baseline phase reflect changes to internal services costs, including rates from the Department of Finance & Administrative Services, Seattle Information Technology Department, Seattle Department of Human Resources, and for Judgement and Claims, healthcare, retirement and industrial insurance charges for the department. These adjustments reflect initial assumptions about these costs and inflators early in the budget process.

Baseline Adjustments for Personnel Costs

Expenditures	\$260,808
Revenues	-

This centrally administered change adjusts appropriations to restore the annual wage increase for non-represented Executives, Managers and Strategic Advisors, which was forgone in 2021 due to financial constraints.

Annual Inflation for Seattle Park District (2.5%)

Expenditures	\$883,055
Revenues	\$1,366,722

This budget change increases the Park District operating initiatives and revenues by 2.5% as required annually by the Interlocal Agreement.

Restore Park Fund to Operating Budget

Expenditures	\$884,633
Revenues	\$4,137,046

In 2021, SPR estimated a \$10.5 million revenue loss in the Park Fund due to extended facility closures and programming reductions associated with the COVID-19 pandemic. The 2021 Adopted Budget included a technical adjustment to transfer \$6.4 million of those revenues and expenditure reductions into a "COVID Planning 2021" Budget Program in the Park Fund to keep track of targeted underspend; this item reverses that adjustment and redistributes the one-time savings back to division budgets.

The remaining \$4.1 million of revenue and expenditure reductions were funded with Park District resources including Park District operating savings (\$884,633) and a one-time funding realignment with SPR's Capital Improvement Program (\$3.3million).

The 2022 Proposed Budget returns these Park District resources to the initiatives from which the savings were realized, including:

- Initiative 1.3 Savings Our Forest (\$175,703)
- Initiative 3.3 Better Programs for Young People - Seattle's Future (\$330,789)
- Initiative 3.6 Put the Arts in Parks (\$283,141)
- Initiative 4.11 Urban Parks Partnership (\$95,000)

This change does not have a corresponding capital adjustment since the \$3.2 million realignment within the

Seattle Parks and Recreation

Waterfront Piers Rehabilitation project was a one-year change and Park District funding remained in the outyears of the Capital Improvement Program beginning in 2022.

Reverse Park District Realignment: Restore General Fund to Operating Budget

Expenditures

-

In 2021, SPR's General Fund budget was reduced by \$11.4 million due to pandemic-related revenue losses. This reduction was partially offset by realigning \$7.7 million of Park District funding from SPR's capital budget to SPR's operating budget. The remaining \$3.7 million included ongoing efficiencies and savings found within the department.

This baseline change increases General Fund appropriation by \$7.7 million and reduces Park District appropriation by the same amount within SPR's operating budget. Please see "Reverse Park District Realignment: Restore Park District Funding to Capital Budget" for the corresponding baseline adjustment to restore these Park District funds to SPR's capital budget.

This baseline change, along with other proposed changes, brings the department above its minimum General Fund allocation as required by the Seattle Metropolitan Park District; this minimum requirement had been lifted in 2020 and 2021 due to the COVID-19 pandemic.

Reverse Park District Realignment: Restore Park District Funding to Capital Budget

Expenditures

\$7,716,558

In 2021, SPR's General Fund budget was reduced by \$11.4 million due to pandemic-related revenue losses. This reduction was partially offset by realigning \$7.7 million of Park District funding from SPR's capital budget to SPR's operating budget. The remaining \$3.7 million included ongoing efficiencies and savings found within the department.

This baseline change restores \$7.7 million of Park District resources to SPR's capital budget as described below:

- Park Land Acquisition and Leverage Fund (\$1.5 million)
- Major Projects Challenge Fund (\$1.8 million)
- Major Maintenance Backlog and Asset Management (\$4.4 million)

Please see "Reverse Park District Realignment: Restore General Fund to Operating Budget" for the corresponding baseline adjustment that adjusts SPR's operating budget.

Technical Baseline Adjustments

Expenditures

-

Revenues

-

This net-zero change adjusts SPR's budget to more accurately reflect healthcare allocations by distributing funds from the Leadership and Administration BSL to other BSLs.

Proposed Operating

Language Premium Staff Stipend

Expenditures

\$40,800

This item increases ongoing appropriation authority for language services stipends. Per the Coalition of City Unions collective bargaining agreement, City employees who are multilingual and provide language services, such as

Seattle Parks and Recreation

interpretation and translation, to communicate with clients and/or other employees in business-related situations are now eligible for a monthly language premium stipend. The amounts in the 2022 budget are estimates based on the eligible employees from 2021.

Out of School Time (OST) Staffing

Expenditures	\$124,099
Revenues	\$124,099
Position Allocation	1.00

This item makes permanent a temporary (TLT) position piloted since early 2020. The Early Learning Administrative Staff Analyst position is a vital liaison between SPR and the Department of Education and Early Learning (DEEL), created to support the growing body of work associated with DEEL's Seattle Preschool Programs. The position will be funded by the rental revenue generated from third-party preschool programs operating within SPR facilities. This position will continue to support partnerships with DEEL, ARC, and third-party preschool providers, in addition to overall efforts in early learning initiatives within SPR.

Make Approved TLT Positions Permanent

Expenditures	-
Position Allocation	3.25

In 2019, SPR received emergency position authorization for the creation of 3 Capital Project Coordinators to help meet the Planning and Development Division's capital project delivery needs. This proposal makes these positions permanent to retain capacity in preparation for the next Park District cycle and to implement the department's existing portfolio of projects as well as those in the planning and design phases. This change also increases a Management Systems Analyst supporting the division's project management software from part time to full time. Position costs are fully funded within the department's capital improvement program.

Fort Lawton Maintenance and Security Increment

Expenditures	\$214,372
--------------	-----------

This item is for maintenance of the Fort Lawton property which the City leases from the US Army. This funding will increase security and maintenance at the site. Seattle Parks and Recreation and the Office of Housing each pay half of the total cost.

Rise Above

Expenditures	\$200,000
--------------	-----------

This item provides \$200,000 one-time General Fund for Rise Above. Rise Above provides education and outreach to American Indian youth and families in Seattle through community based partnerships.

Formalize Rec'N the Streets Program

Expenditures	\$10,000
Revenues	\$10,000
Position Allocation	(0.25)

This item transfers \$660,000 from multiple funds within SPR's budget to formalize a mobile recreation pilot, Rec'N the Streets, which delivers programming in partnership with community using neighborhood-based data and equity maps. Funding will be reallocated from Outdoor Opportunities (-\$259,000) and Laurelhurst Community Center (-\$190,000) to establish two permanent teams. The Outdoor Opportunities program has not run since Summer 2019

Seattle Parks and Recreation

and will no longer be offered. It served about 200 youth annually while Rec’N the Streets reaches over 6,000 participants.

Laurelhurst Community Center will be converted to a premier rental facility. Laurelhurst is one of the smallest community centers; it doesn’t have an attached gym. It is located within three miles of three other community centers. The facility hosts some limited recreation programming and events, drop-in activities, and short-term facility rentals. It does not host licensed childcare. SPR will continue to offer some programming at the adjacent Laurelhurst Elementary gym following this change.

In addition, SPR will use one-time savings from planned community center closures in 2022 (-\$211,000) to fund a third, temporary team.

This change eliminates two part-time positions (-1.50 FTE) and uses those resources to create capacity for Rec’N the Streets. Specifically, it reassigns positions from Outdoor Opportunities and Laurelhurst to support the program; reclasses a Recreation Attendant to a Recreation Leader and a Recreation Center Coordinator to a Recreation Program Coordinator, Sr.; and increases three Recreation Leader positions from part time to full time (1.25 FTE). There are no layoffs associated with these changes.

This change is a net zero reallocation of existing resources. The \$10,000 adjustment recognizes revenue SPR is appropriating towards these program costs.

Clean City Funding Continuation through August

Expenditures	\$2,800,000
--------------	-------------

This item extends SPR’s funding for the Clean City Initiative through August 2022 by continuing the investment to clean up litter and garbage across the city. The Clean City Initiative pulls together and expands efforts from Seattle Public Utilities, Seattle Parks and Recreation, Office of Economic Development, and Seattle Department of Transportation to address the backlog in maintenance.

Specifically, the 2022 Proposed Budget continues funding for four crews to provide enhanced trash removal (dumping), garbage collection and litter pick-up; power washing of hardscapes, graffiti removal; storm drain cleaning, lighting repairs/replacement, and cleaning abandoned encampments. The work is above and beyond routine O&M the department typically does during the year.

This item is part of a package of CLFR-funded or CLFR-enabled items comprising Seattle Rescue Plan 3 (SRP3). See the Seattle Rescue Plan section of this 2022 Budget Book for more on SRP3.

Security & Compliance

Expenditures	\$963,004
--------------	-----------

Position Allocation	0.50
---------------------	------

This item adds funding to support park code compliance and to increase SPR’s capacity to address issues related to cleanliness and safety at parks and beaches. Specifically, this budget adds \$300,000 to contract with security for the Late Night program and for beach closures at Alki and Golden Gardens; \$40,000 to increase a dispatcher position from half-time to full time (0.5 FTE) to respond to increased call volume; \$480,000 funding for temporary resources to broaden park code compliance coverage and expand hours; and \$140,000 in general nonlabor support.

Support City Efforts to Maintain Clean and Accessible Parks and ROW

Expenditures	\$900,000
--------------	-----------

Position Allocation	6.50
---------------------	------

Seattle Parks and Recreation

These resources support the increased demand on Seattle Parks & Recreation to address impacts of unsheltered populations including litter removal, site restoration, storage of personal belongings, and data collection and reporting. This change in the 2022 Proposed Budget will assist the City to meet legal requirements and Council and Mayoral expectations around the identification and storage of personal belongings.

This item adds \$45,000 for supplies, training, and equipment as well as creates 6.5 new positions in SPR including:

- Field Coordinators - Strategic Advisor I (2.0 FTE) - \$300,000
- Strategic Support - Strategic Advisor I (1.0 FTE), Admin Specialist III (1.0 FTE) - \$250,000
- Data Support - Management Systems Analyst, Sr. (1.0 FTE) - \$130,000
- Storage+ - Admin Specialist III (1.0 FTE) - \$100,000
- Comms Team Support: Strategic Advisor I (0.5 FTE) - \$75,000

Increase SDOT Payment for ROW Obstruction Removals

Expenditures	-
Revenues	\$100,000

This item increases the Seattle Department of Transportation's (SDOT) annual payment to SPR for obstruction removals in right-of-way (ROW) areas from \$1,000,000 to \$1,100,000 to reflect inflationary adjustments since the contract was initiated in 2018. SPR partners with SDOT and Seattle Public Utilities in the cleaning of unsanctioned encampments on parklands and in the ROW. As of 2021, SPR facilitates the City's obstruction process and prioritizes sites for removal based on hazards and other site conditions. The General Fund had been picking up a larger share of these inflationary costs; this item realigns funding support to reflect SDOT's share of costs and offsets General Fund support by \$100,000.

MPD Funding Realignment for Inflation-Based Costs (see Capital Changes)

Expenditures	\$1,000,000
--------------	-------------

The 2022 Proposed Budget reallocates \$4.1 million from the Seattle Park District's (MPD) Major Maintenance Backlog and Asset Management Project (MC-PR-41001) to support inflationary cost increases in 2022. The first funding cycle of the Park District ended in 2020 with 2021 and 2022 representing bridge years until the second funding cycle begins in 2023. In 2021, SPR used one-time resources including the appropriation of interest earnings, fund balance, and delaying repayment of intra-fund loans to cover cost increases such as AWI and utilities; these strategies are not sustainable. To keep property taxes at the legislated +2.5% cap in 2022 requires the ongoing redirection of MPD resources to cover these inflationary increases including base costs that have compounded over time (\$1.6 million), utility rate increases (\$1 million), and anticipated wage increases (\$1.5 million).

The net change to SPR's operating budget is \$1 million for utility cost increases. The remaining operating costs include base expenses that are already appropriated and will now be backed with MPD capital resources and planning reserves for estimated annual wage increases that will be appropriated at a later date.

Please see the capital changes section of the proposed budget for the corresponding reduction to SPR's Capital Improvement Program.

MPD Funding Realignment for HR/Workforce Equity (see Capital Changes)

Expenditures	\$700,000
Position Allocation	4.25

The 2022 Proposed Budget reallocates \$700,000 of Seattle Park District (MPD) resources from SPR's capital budget for Acquisitions (MC-PR-21001) to support an ongoing investment in the department's Human Resources Team. This change supports a revised service model that advances SPR's vision of becoming an anti-racist organization and is aligned to meet the growing demand for services from a department with over 1,000 regular positions and an

Seattle Parks and Recreation

additional 800-1,000 temporary staff throughout the year.

These resources will allow SPR to increase HR support by 4.25 FTE to 16.0 FTE total, bringing its ratio of FTE to HR staffing into alignment with similarly sized departments. Specifically, this adds:

- a Workforce Equity Advisor (1.0 FTE)
- a Training Coordinator dedicated to anti-racism training deliverables (1.0 FTE);
- an HR Business Partner for the Grounds Maintenance Division (1.0 FTE);
- increases capacity for performance reporting (0.5 FTE), leave of absence (0.5 FTE), and managerial needs (0.25 FTE); and
- reclasses 4.0 positions to Strategic Advisor and Manager roles to better align with their job duties and increased supervisory roles.

Please see the capital changes section of the proposed budget for the corresponding reduction to SPR's Capital Improvement Program.

MPD Funding Realignment for Departmental Equity Team (see Capital Changes)

Expenditures	\$300,000
Position Allocation	3.00

The 2022 Proposed Budget reallocates \$300,000 of Seattle Park District (MPD) resources from SPR's capital budget for Acquisitions (MC-PR-21001) to support an ongoing investment in SPR's Equity Team. This change creates a dedicated, centralized team to work with staff across divisions to establish unified goals and educational curriculums centered around equity. This proposed funding for this change is \$600,000, including \$300,000 from the MPD capital budget and an additional \$300,000 from the net-zero reallocation of base operating costs.

Specifically, this adds three Strategic Advisors to plan, develop and implement equity strategies and structurally embed RSJI policies and practices across the department. Two positions will be added in the Superintendent's office and one position will be added in the Parks and Environment Division. In addition, this item provides the department's Change Team with a small annual budget for supplies.

Please see the capital changes section of the proposed budget for the corresponding reduction to SPR's Capital Improvement Program.

MPD Funding Realignment for Equitable Park Development Fund (see Capital Changes)

Expenditures	\$300,000
Position Allocation	2.00

The 2022 Proposed Budget reallocates \$300,000 of Seattle Park District (MPD) resources from SPR's capital budget to SPR's operating budget to begin to transition the Major Projects Challenge Fund to a new Equitable Park Development Fund as recommended by the Park District Oversight Committee (PDOC) in 2020. The investment will focus on partnering with communities and community groups to make improvements to parks and park facilities in neighborhoods that have a history of racial disparities in access to green space and in safety from environmental harms. This change also adds two positions per PDOC's recommendation to lead this work within the department.

Please see the capital changes section of the proposed budget for the corresponding reduction to SPR's Capital Improvement Program.

Proposed Capital

Partial Restoration of Land-Banked Site Development Funding

Expenditures	\$3,500,000
--------------	-------------

Seattle Parks and Recreation

This item uses one-time fund balance to replenish funding for land-banked site development. In 2020, \$4.7 million of Park District resources were cut from this project due to the COVID-19 pandemic and need to redirect capital funding to support operating initiatives. In 2022, the Park and Recreation Fund has one-time savings that can be appropriated to complete projects in development and resume priority planning efforts towards pandemic impacted projects (48th & Charleston, Ernst Park Addition Development, Morgan Junction RUV, Wedgewood, and West Seattle Junction).

One-time Funding for Site Restoration

Expenditures	\$2,000,000
--------------	-------------

This item adds \$2,000,000 one-time funding from the Cumulative Reserve Subfund (CRS-U) to restore park properties that have been severely damaged after prolonged overuse and misuse during the COVID-19 pandemic. Restoration varies by site, depending on the amount of damage, and includes pest control, fencing, soil and tree replacement, vegetation management, irrigation repairs, drainage repairs, graffiti removal, and more. In some cases, repairs to critical assets like play areas, comfort stations, synthetic fields, buildings, and more is required, greatly increasing both the time and funding needed to make sites safe and operational for the public again. With this one-time funding, SPR estimates it can restore up to 50 sites in 2022; this does not include major repairs to park assets such as replacing play area equipment and comfort stations.

MPD Funding Realignment for Inflationary Cost Increases (see Operating Changes)

Expenditures	\$(4,153,058)
--------------	---------------

This item reallocates \$4.1 million from the Seattle Park District's Major Maintenance Backlog and Asset Management Project (MC-PR-41001) to support inflationary cost increases in 2022. The first funding cycle of the Park District ended in 2020 with 2021 and 2022 representing bridge years until the second funding cycle begins in 2023. In 2021, SPR used one-time resources including the appropriation of interest earnings, fund balance, and delaying repayment of intra-fund loans to cover cost increases such as AWI and utilities; these strategies are not sustainable. To keep property taxes at the legislated +2.5% cap in 2022 requires the redirection of Park District resources to cover these inflationary increases including base costs that have compounded over time, utility rate increases, and anticipated wage increases.

Please see the proposed operating changes for the corresponding adjustment to SPR's operating budget.

MPD Funding Realignment for HR/Workforce Equity (see Operating Changes)

Expenditures	\$(700,000)
--------------	-------------

The 2022 Proposed Budget reallocates \$700,000 of Seattle Park District (MPD) resources from SPR's capital budget for Acquisitions (MC-PR-21001) to support an ongoing investment in the department's Human Resources Team. This change supports a revised service model that advances SPR's vision of becoming an anti-racist organization and is aligned to meet the growing demand for services from a department with over 1,000 regular positions and an additional 800-1,000 temporary staff throughout the year.

Please see the operating changes section of the proposed budget for more details including the corresponding increase to SPR's operating budget.

MPD Funding Realignment for Departmental Equity Team (see Operating Changes)

Expenditures	\$(300,000)
--------------	-------------

The 2022 Proposed Budget reallocates \$300,000 of Seattle Park District (MPD) resources from SPR's capital budget for Acquisitions (MC-PR-21001) to support the ongoing investment in a new Department Equity Team. This change creates a dedicated, centralized team to work with staff across divisions to create unified goals and educational

Seattle Parks and Recreation

curriculums centered around equity.

Please see the operating changes section of the proposed budget for more details including the corresponding increase to SPR's operating budget.

Use One-Time Park Fund Resources to Replenish Acquisitions Fund Balance

Expenditures	\$1,000,000
--------------	-------------

This item uses one-time Park Fund resources to restore \$1 million to the Acquisitions capital project (MC-PR-21001) in 2022. This change offsets the two proposed budget items related to increased HR capacity (\$700,000) and creation of a Departmental Equity Team (\$300,000). In addition, the capital budget for Acquisitions was reduced in 2020 to realign Park District resources in support of basic operating services. This change will result in a net-zero change to the baseline budget in 2022. SPR will review its annual funding level as part of the next Park District planning process.

MPD Funding Realignment for Equitable Park Development Fund (see Operating Changes)

Expenditures	\$(300,000)
--------------	-------------

The 2022 Proposed Budget reallocates \$300,000 of Seattle Park District (MPD) resources from SPR's capital budget to SPR's operating budget to begin to transition the Major Projects Challenge Fund to a new Equitable Park Development Fund as recommended by the Park District Oversight Committee (PDOC) in 2020. The investment will focus on partnering with communities and community groups to make improvements to parks and park facilities in neighborhoods that have a history of racial disparities in access to green space and in safety from environmental harms.

Please see the operating changes section of the proposed budget for the corresponding increase to SPR's operating budget.

REET Restoration: Ongoing Major Maintenance Projects

Expenditures	\$9,999,000
--------------	-------------

This item adds nearly \$10 million to the Major Maintenance Backlog and Asset Management project (MC-PR-41001) in 2022 to extend and preserve the life of assets and replace them at the end of their serviceable life. These refurbishments and replacements improve safety and avoid system failure. In addition, this makes adjustments to the REET funding levels within this project in the outyears of the Capital Improvement Program to align with the updated revenue forecast.

SPR's total Real Estate Excise Tax (REET) funding was reduced by \$19.3 million in 2021; this change is one of many changes intended to restore REET funds to SPR as revenues recover following the COVID-19 pandemic.

REET Restoration: ADA Compliance Project

Expenditures	\$2,500,000
--------------	-------------

This item adds \$2.5 million to the ADA Compliance project (MC-PR-41031) in 2022 and makes adjustments to the REET funding levels within this project in the outyears of the Capital Improvement Program to align with the updated REET revenue forecast.

SPR's total Real Estate Excise Tax (REET) funding was reduced by \$19.3 million in 2021; this change is one of many changes intended to restore REET funds to SPR as revenues recover following the COVID-19 pandemic.

REET Restoration: Adjust Athletic Field Conversion Schedules

Seattle Parks and Recreation

Expenditures \$(2,314,000)

This item adjusts the current project schedules for Soundview Playfield Conversion Project and West Queen Anne Playfield Conversion project in the 2022-2027 CIP. Funding for Soundview Playfield Conversion is reduced in 2022 and 2023 with funding planned for 2024. This project was delayed due to COVID-related cuts in 2020 and will be further delayed from 2023 to 2024. This change allows Seattle Parks and Recreation (SPR) to focus on Asset Preservation projects in equity priority areas in 2022 and 2023.

The six year CIP also restores funding to the West Queen Anne Playfield Conversion Project in 2026 to re-start planning & design. West Queen Anne Playfield conversion was put on hold in 2020 due to COVID-related cuts.

REET Restoration: Boat Moorage Restoration Project

Expenditures \$2,314,000

This item adds \$2.3 million of funding to the Boat Moorage Restoration Project (MC-PR-41021) in 2022 due to revised engineering estimates for the work planned and designed at the South Leschi moorage. The project reflects SPR's commitment in the operating agreement with Marina Management to build the floating breakwater to protect the marina, reduce shoreline erosion, and make it ADA accessible. The project is also supported by \$1 million in State grants from 2016 for which extensions have been received and are now at risk of being lost if the project is delayed beyond 2022.

SPR's total Real Estate Excise Tax (REET) funding was reduced by \$19.3 million in 2021; this change is one of many changes intended to restore REET funds to SPR as revenues recover following the COVID-19 pandemic.

REET Restoration: Carkeek Park Bridge Replacement Project

Expenditures \$2,214,000

This item adds \$2.2 million to create a new Carkeek Park Bridge Replacement project (MC-PR-41075) in 2022 and makes adjustments to the REET funding levels within this project in the outyears of the Capital Improvement Program to align with the updated REET revenue forecast. This funds planning, design and construction of a replacement pedestrian bridge at Carkeek Park to continue to provide access to the beach, as well as removal of the old pedestrian bridge.

SPR's total Real Estate Excise Tax (REET) funding was reduced by \$19.3 million in 2021; this change is one of many changes intended to restore REET funds to SPR as revenues recover following the COVID-19 pandemic.

REET Restoration: South Park Community Center and Campus Improvements

Expenditures \$2,000,000

This item adds \$1 million of REET funds for the South Park Campus Improvements Project (MC-PR-21013) and \$1 million of REET funds to the Community Center Rehabilitation & Development Project (MC-PR-41002) for the South Park Community Center Stabilization Project in 2022. This item is part of a package of investments that expand the Duwamish Valley Program for 2022.

This change is in addition to other items in the 2022-2027 Proposed Capital Improvement Program that increase funding for the South Park Community Center and Campus Improvement projects in 2022 including \$120,000 for Municipal Energy Efficiency Projects (MC-PR-41030) and a to-be-determined share of the Major Projects Challenge Fund (MC-PR-21002).

SPR's total Real Estate Excise Tax (REET) funding was reduced by \$19.3 million in 2021; this change is one of many changes intended to restore REET funds to SPR as revenues recover following the COVID-19 pandemic.

Seattle Parks and Recreation

Add REET Funding for Major Projects Challenge Fund Projects

Expenditures \$1,250,000

This item adds Real Estate Excise Tax (REET) funding to supplement Park District resources in the 2022 Major Projects Challenge Fund (MC-PR-21002). \$750,000 REET is specifically added to support the Green Lake Small Craft Center. The remaining \$500,000 REET and baseline funding of \$1.5 million MPD will be allocated to both the Green Lake Small Craft Center and South Park Community Center and Campus Improvements projects; both projects are expected to need additional funds due to rising construction costs. Any funds remaining following the completion of these two remaining Challenge Fund projects are intended to support capacity building for the transition to the Equity Fund.

Municipal Energy Efficiency Program

Expenditures \$846,809

This item provides funding for energy efficiency projects including \$526,809 from the Citywide Resource Conservation program budget (housed within FAS' CIP) and \$320,000 of new REET directly allocated to SPR. In 2022 this funding will support the following projects:

- Yesler Community Center (\$200,000) - gym electrification
- Helene Madison Pool (\$120,000) - electric service upgrade
- Jefferson Community Center (\$147,103)– HVAC improvements
- Hiawatha Community Center Phase II (\$155,000)– building envelop improvements and HVAC decarbonization
- South Park Community Center (\$120,000) – electrical service upgrade for decarbonization
- Heat Pump Water Heater Program (\$104,706) – decarbonization of hot water heating at community centers

Outdoors For All

Expenditures \$1,500,000

The 2022 Proposed Budget provides \$1.5 million one-time REET funding for Outdoors For All to renovate the historic Building 18 firehouse in Magnuson Park. Outdoors For All has already secured \$10.75 million for the project, including a previous commitment from the City of \$1 million.

Pier 58 Replacement and Pier 63 Demolition

Expenditures \$7,500,000

Revenues \$1,500,000

This change request adds \$3 million of REET funds to fully fund the replacement of Pier 58. It also adds \$3 million of CRS-U funds and \$1.5 million of reimbursable budget authority for State grants to allow for the demolition of Pier 63.

Proposed Technical

MPD Initiative Rebalancing - Capital

Expenditures \$(3,996,893)

This technical adjustment balances the Park District capital budget by initiative to align with the 2022 Park District spending plan. These changes include:

- Lake City Community Center Improvements: The Lake City Community Center Improvements project included a \$5 million placeholder in the 2022 capital budget assuming Park District funding through the updated Park District spending plan. This placeholder has been shifted to the 2023 budget year in alignment with the Park District planning timeline. SPR has also included a \$5 million planning reserve in its Park and Recreation Fund financial plan

Seattle Parks and Recreation

(10200) to support this project; funding will be appropriated through a future budget process in alignment with future planning efforts.

- Parks Central Waterfront Piers Rehabilitation Project: Shifts \$936,192 for the Parks Central Waterfront Piers Rehabilitation Project from 2023 to 2022 to align with the updated 2022 Park District spending plan.

In addition, this includes small budget reconciliations across multiple capital projects resulting in a net change of (\$66,915).

MPD Initiative Rebalancing - Operating

Expenditures	-
--------------	---

This technical adjustment balances the Park District operating budget by initiative to align with the 2022 Park District spending plan and includes net-zero fund transfers.

REET I and II Technical Adjustment

Expenditures	-
--------------	---

This is a net zero technical adjustment that is necessary to balance the REET I & II capital funds.

REET Debt Service True Up

Expenditures	\$(411,372)
--------------	-------------

This item aligns SPR's annual budget for debt service payments with the actual debt service schedule for 2022-2027.

Centralize Event Scheduling Functions

Expenditures	-
Revenues	-
Position Allocation	0.50

This technical adjustment transfers revenue and expenditures within SPR's budget at the detail project level, from the Magnuson Park Partnership Management project to the Event Scheduling project. Both units facilitate and manage short-term rentals at Magnuson Park and this change centralizes functions within Event Scheduling. It includes one position transfer who is responsible for scheduling and increases a half-time Contracts and Concession Coordinator to full time to align with hours the position has historically worked using existing budget authority.

Technical Project Clean Up

Expenditures	\$327,319
Revenues	\$327,319

This budget neutral change adjusts expense and revenue budget within projects to correctly align budget and expenditures.

Technical Position Clean Up

Expenditures	-
Revenues	-
Position Allocation	-

Seattle Parks and Recreation

This technical change adjusts expense and revenue budgets within projects to correctly align the budgets and accounts with position reclassifications done outside of the previous budget process and/or APEX/SAM adjustments, and other technical position changes.

Adjust 300 Elliot Rent Budget

Expenditures -

This item represents a net-zero technical change to transfer Park Fund resources within SPR's budget to cover rent escalation at 300 Elliot and streamline the rental budget in one project to more efficiently manage monthly billings. As negotiated in the lease agreement for the property, rental costs increased by 3% in 2022 for an estimated increase of \$80,000. SPR's capital planning and project delivery staff are located in this facility.

Reconcile CIP Labor Accounts

Expenditures -

This proposal adjusts the CIP to align labor expenses with capital related position changes.

Seattle Parks and Recreation

Expenditure Overview

Appropriations	2020 Actuals	2021 Adopted	2022 Proposed
SPR - BC-PR-10000 - 2008 Parks Levy			
30010 - REET I Capital Fund	392,015	-	-
33860 - 2008 Parks Levy Fund	4,054,855	-	-
Total for BSL: BC-PR-10000	4,446,871	-	-
SPR - BC-PR-20000 - Building For The Future			
00164 - Unrestricted Cumulative Reserve Fund	16,099	-	3,000,000
10200 - Park And Recreation Fund	2,013,748	900,000	6,900,000
19710 - Seattle Park District Fund	5,842,838	1,346,496	6,736,950
30010 - REET I Capital Fund	1,354,758	1,732,412	2,250,000
30020 - REET II Capital Fund	4,741,397	-	3,000,000
35040 - Waterfront LID #6751	-	-	2,000,000
35840 - 2016 UTGO-Alaskan Way Seawall	1,494,533	-	-
35900 - Central Waterfront Improvement Fund	8,043,643	1,500,000	2,000,000
36810 - 2021 West Seattle Bridge LTGO Bond Fund	-	9,000,000	-
36910 - 2022 LTGO Taxable Bond Fund	-	-	11,975,000
37110 - 2023 LTGO Taxable Bond Fund	-	-	-
70200 - Beach Maintenance Fund	-	1,520,000	-
Total for BSL: BC-PR-20000	23,507,016	15,998,908	37,861,950
SPR - BC-PR-30000 - Debt and Special Funding			
10200 - Park And Recreation Fund	239,303	168,000	171,000
30010 - REET I Capital Fund	2,022,536	2,273,975	2,703,018
30020 - REET II Capital Fund	1,623,959	1,647,000	1,662,000
35600 - 2012 Multipurpose LTGO Bond Fund	23,567	-	-
36000 - King County Parks Levy Fund	1,533,389	1,541,000	1,155,000
Total for BSL: BC-PR-30000	5,442,754	5,629,975	5,691,018
SPR - BC-PR-40000 - Fix It First			
00100 - General Fund	45	-	-
00164 - Unrestricted Cumulative Reserve Fund	412,304	35,000	2,035,000
10200 - Park And Recreation Fund	1,365,619	913,000	913,000
17861 - Seattle Preschool Levy Fund	191,818	-	-
19710 - Seattle Park District Fund	13,395,584	13,496,547	14,074,392
30010 - REET I Capital Fund	1,345,389	9,116,440	14,343,369

Seattle Parks and Recreation

30020 - REET II Capital Fund	12,660,407	7,433,560	20,196,440
36000 - King County Parks Levy Fund	1,097,187	-	360,000
70200 - Beach Maintenance Fund	77,660	-	-
Total for BSL: BC-PR-40000	30,546,013	30,994,547	51,922,201

SPR - BC-PR-50000 - Maintaining Parks and Facilities

19710 - Seattle Park District Fund	154,341	346,680	355,347
30020 - REET II Capital Fund	43,750	-	-
Total for BSL: BC-PR-50000	198,091	346,680	355,347

SPR - BC-PR-60000 - SR520 Mitigation

33130 - Park Mitigation & Remediation	2,275,755	-	-
Total for BSL: BC-PR-60000	2,275,755	-	-

SPR - BO-PR-10000 - Parks and Facilities Maintenance and Repairs

00100 - General Fund	14,460,994	53,925,509	54,176,857
00155 - Sweetened Beverage Tax Fund	34,885	-	-
10200 - Park And Recreation Fund	2,928,317	2,931,069	5,207,047
14000 - Coronavirus Local Fiscal Recovery Fund	-	-	2,800,000
19710 - Seattle Park District Fund	18,606,601	12,940,438	14,546,301
36000 - King County Parks Levy Fund	9,328	10,088	10,158
Total for BSL: BO-PR-10000	36,040,125	69,807,104	76,740,363

SPR - BO-PR-20000 - Leadership and Administration

00100 - General Fund	28,344,616	28,751,030	32,670,521
00155 - Sweetened Beverage Tax Fund	-	5	-
10200 - Park And Recreation Fund	29,355	8,415,962	2,215,696
19710 - Seattle Park District Fund	6,431,965	2,088,121	2,176,438
Total for BSL: BO-PR-20000	34,805,935	39,255,118	37,062,655

SPR - BO-PR-30000 - Departmentwide Programs

00100 - General Fund	5,388,729	3,315,635	4,234,812
10200 - Park And Recreation Fund	(9,359)	7,801,459	8,404,980
19710 - Seattle Park District Fund	892,057	1,687,422	1,522,913
36000 - King County Parks Levy Fund	-	337	-
Total for BSL: BO-PR-30000	6,271,427	12,804,853	14,162,705

SPR - BO-PR-40000 - Parks and Open Space

00100 - General Fund	23,315,549	-	-
10200 - Park And Recreation Fund	158,467	-	-
19710 - Seattle Park District Fund	1,649,310	-	-

Seattle Parks and Recreation

Total for BSL: BO-PR-40000	25,123,327	-	-
-----------------------------------	-------------------	---	---

SPR - BO-PR-50000 - Recreation Facility Programs

00100 - General Fund	20,136,268	12,017,419	15,665,966
00155 - Sweetened Beverage Tax Fund	30,219	302,526	302,531
10200 - Park And Recreation Fund	3,030,911	4,296,815	12,251,771
19710 - Seattle Park District Fund	10,716,464	16,783,269	10,443,549
36000 - King County Parks Levy Fund	624,761	738,526	738,793
Total for BSL: BO-PR-50000	34,538,623	34,138,555	39,402,609

SPR - BO-PR-60000 - Golf Programs

00100 - General Fund	-	-	-
10200 - Park And Recreation Fund	9,666,882	12,380,955	12,817,799
19710 - Seattle Park District Fund	1,152,000	-	-
Total for BSL: BO-PR-60000	10,818,882	12,380,955	12,817,799

SPR - BO-PR-70000 - Seattle Conservation Corps

00100 - General Fund	75,272	-	-
10200 - Park And Recreation Fund	2,541,915	-	-
19710 - Seattle Park District Fund	405,773	-	-
Total for BSL: BO-PR-70000	3,022,960	-	-

SPR - BO-PR-80000 - Zoo and Aquarium Programs

00100 - General Fund	5,083,882	-	2,675,865
10200 - Park And Recreation Fund	1,276	103,651	103,651
19710 - Seattle Park District Fund	3,130,403	7,355,565	4,679,700
Total for BSL: BO-PR-80000	8,215,561	7,459,216	7,459,216

Department Total	225,253,338	228,815,912	283,475,864
-------------------------	--------------------	--------------------	--------------------

Department Full-Time Equivalents Total*	939.68	938.68	958.63
------------------------------------------------	---------------	---------------	---------------

* FTE totals are provided for informational purposes only. Changes in FTEs resulting from City Council or Human Resources Director actions outside of the budget process may not be detailed here

Budget Summary by Fund Seattle Parks and Recreation

	2020 Actuals	2021 Adopted	2022 Proposed
00100 - General Fund	96,805,354	98,009,592	109,424,021
00155 - Sweetened Beverage Tax Fund	65,104	302,531	302,531
00164 - Unrestricted Cumulative Reserve Fund	428,403	35,000	5,035,000
10200 - Park And Recreation Fund	21,966,433	37,910,911	48,984,944
14000 - Coronavirus Local Fiscal Recovery Fund	-	-	2,800,000

Seattle Parks and Recreation

17861 - Seattle Preschool Levy Fund	191,818	-	-
19710 - Seattle Park District Fund	62,377,337	56,044,540	54,535,591
30010 - REET I Capital Fund	5,114,698	13,122,827	19,296,387
30020 - REET II Capital Fund	19,069,513	9,080,560	24,858,440
33130 - Park Mitigation & Remediation	2,275,755	-	-
33860 - 2008 Parks Levy Fund	4,054,855	-	-
35040 - Waterfront LID #6751	-	-	2,000,000
35600 - 2012 Multipurpose LTGO Bond Fund	23,567	-	-
35840 - 2016 UTGO-Alaskan Way Seawall	1,494,533	-	-
35900 - Central Waterfront Improvement Fund	8,043,643	1,500,000	2,000,000
36000 - King County Parks Levy Fund	3,264,665	2,289,951	2,263,951
36810 - 2021 West Seattle Bridge LTGO Bond Fund	-	9,000,000	-
36910 - 2022 LTGO Taxable Bond Fund	-	-	11,975,000
37110 - 2023 LTGO Taxable Bond Fund	-	-	-
70200 - Beach Maintenance Fund	77,660	1,520,000	-
Budget Totals for SPR	225,253,338	228,815,912	283,475,864

Seattle Parks and Recreation

Revenue Overview

2022 Estimated Revenues

Account Code	Account Name	2020 Actuals	2021 Adopted	2022 Proposed
331110	Direct Fed Grants	2,575,663	-	-
347040	Recreation Admission Fees	(20,155)	-	-
Total Revenues for: 00100 - General Fund		2,555,508	-	-
347090	Parks and Recreation Recovery	1,460,000	-	-
Total Revenues for: 00164 - Unrestricted Cumulative Reserve Fund		1,460,000	-	-
331110	Direct Fed Grants	382,153	808,000	808,000
333110	Ind Fed Grants	204,078	-	-
334010	State Grants	373,986	-	1,500,000
337010	Interlocal Grants	453,720	-	-
337080	Other Private Contrib & Dons	289,128	452,400	452,400
341040	Sales Of Maps & Publications	70	-	-
341090	Sales Of Merchandise	122,072	16,754	27,284
341900	General Government-Other Rev	3,199,942	2,524,132	2,509,547
343270	Resource Recovery Rev	3	3,000,072	3,021,831
343310	Recoveries	1,052,450	1,075,670	1,175,670
347010	Recreation Activities Fees	12,675,097	12,916,052	13,336,971
347020	Recreation Shared Revs Arc	-	694,375	1,013,392
347040	Recreation Admission Fees	792,240	1,746,316	2,488,880
347050	Exhibit Admission Charges	2,149	568,972	568,972
347060	Athletic Facility Fees	944,063	3,862,340	4,038,043
347070	Recreation Education Fees	710,008	2,287,118	4,288,212
347090	Parks and Recreation Recovery	3,844,391	-	-
347170	Public Benefit Rev	(2,361,202)	-	-
347180	Tenant Improv Lease Rev Disc	(479,688)	-	-
347900	Culture And Rec-Other Rev	8,181,683	-	-
350190	Nsf Check Fees	440	-	-
360220	Interest Earned On Deliquent A	186	-	-
360290	Parking Fees	25,747	79,192	79,192
360300	St Space Facilities Rentals	1,007,905	4,139,332	5,080,949
360310	Lt Space/Facilities Leases	2,863,125	1,004,606	1,005,885
360330	Housing Rentals & Leases	2,500	-	-
360340	Concession Proceeds	40,692	80,000	80,000
360350	Other Rents & Use Charges	1,298,601	767,075	827,658
360380	Sale Of Junk Or Salvage	3,213	-	-

Seattle Parks and Recreation

360420	Other Judgments & Settlements	32,409	-	-
360540	Cashiers Overages & Shortages	(22,452)	-	-
360690	Building/Oth Space Rent	-	72,000	72,000
360900	Miscellaneous Revs-Other Rev	43,190	890,687	890,687
379020	Capital Contributions	-	1,005,000	1,005,000
397010	Operating Transfers In	2,124,263	-	-
Total Revenues for: 10200 - Park And Recreation Fund		37,806,161	37,990,093	44,270,572
400000	Use of/Contribution to Fund Balance	-	(79,182)	4,714,372
Total Resources for:10200 - Park And Recreation Fund		37,806,161	37,910,911	48,984,944
360010	Investment Interest	-	-	(1,375,671)
397010	Operating Transfers In	-	56,044,540	57,411,262
Total Revenues for: 19710 - Seattle Park District Fund		-	56,044,540	56,035,591
400000	Use of/Contribution to Fund Balance	-	-	(1,500,000)
Total Resources for:19710 - Seattle Park District Fund		-	56,044,540	54,535,591
334010	State Grants	-	-	721,000
Total Revenues for: 33130 - Park Mitigation & Remediation		-	-	721,000
400000	Use of/Contribution to Fund Balance	-	-	(721,000)
Total Resources for:33130 - Park Mitigation & Remediation		-	-	-
337050	Proceeds-Countywide Tax Levy	2,211,686	-	-
397010	Operating Transfers In	-	2,251,000	2,301,000
Total Revenues for: 36000 - King County Parks Levy Fund		2,211,686	2,251,000	2,301,000
400000	Use of/Contribution to Fund Balance	-	38,951	(37,049)
Total Resources for:36000 - King County Parks Levy Fund		2,211,686	2,289,951	2,263,951
397010	Operating Transfers In	-	25,000	-
Total Revenues for: 70200 - Beach Maintenance Fund		-	25,000	-
400000	Use of/Contribution to Fund Balance	-	1,495,000	-

Seattle Parks and Recreation

Total Resources for:70200 - Beach Maintenance Fund	-	1,520,000	-
Total SPR Resources	44,033,355	97,765,402	105,784,486

Seattle Parks and Recreation

Appropriations by Budget Summary Level and Program

SPR - BC-PR-10000 - 2008 Parks Levy

The purpose of the 2008 Parks Levy Budget Summary Level is to provide the projects identified in the 2008 Parks and Green Spaces Levy including: neighborhood park and green space park acquisitions; development or restoration of major neighborhood parks, cultural facilities, playgrounds, and playfields; restoration of urban forests; and Opportunity Fund projects proposed by neighborhood and community groups.

Program Expenditures	2020 Actuals	2021 Adopted	2022 Proposed
08 Levy Cultural Facilities	392,015	-	-
08 Levy Neighborhood Park Acq	159,902	-	-
08 Levy Opportunity Fund	759,634	-	-
08 Levy Parks and Playgrounds	3,132,587	-	-
08 Levy P-Patch Development	2,732	-	-
Total	4,446,871	-	-

**FTE totals are provided for informational purposes only. Changes in FTEs resulting from City Council or Human Resources Director actions outside of the budget process may not be detailed here*

The following information summarizes the programs in 2008 Parks Levy Budget Summary Level:

08 Levy Cultural Facilities

The purpose of the 2008 Parks Levy & Cultural Facilities Budget Program Level is to support the development or restoration of cultural facilities identified in the 2008 Parks Levy.

Expenditures/FTE	2020 Actuals	2021 Adopted	2022 Proposed
08 Levy Cultural Facilities	392,015	-	-

08 Levy Neighborhood Park Acq

The purpose of the 2008 Parks Levy- Neighborhood Park Acquisition Budget Program Level is to provide for neighborhood park acquisitions identified in the 2008 Parks Levy.

Expenditures/FTE	2020 Actuals	2021 Adopted	2022 Proposed
08 Levy Neighborhood Park Acq	159,902	-	-

08 Levy Opportunity Fund

The purpose of the 2008 Parks Levy - Opportunity Fund Development Budget Program Level is to provide funding for development projects identified by neighborhood and community groups.

Seattle Parks and Recreation

	2020	2021	2022
Expenditures/FTE	Actuals	Adopted	Proposed
08 Levy Opportunity Fund	759,634	-	-

08 Levy Parks and Playgrounds

The purpose of the 2008 Parks Levy - Neighborhood Parks and Playgrounds Budget Program Level is to improve and address safety issues at playgrounds throughout the city identified in the 2008 Parks Levy.

	2020	2021	2022
Expenditures/FTE	Actuals	Adopted	Proposed
08 Levy Parks and Playgrounds	3,132,587	-	-

08 Levy P-Patch Development

The purpose of the 2008 Parks Levy - P-Patch Development Budget Program Level is to acquire and develop new community gardens or P-Patches and develop community gardens or P-Patches on existing City-owned properties.

	2020	2021	2022
Expenditures/FTE	Actuals	Adopted	Proposed
08 Levy P-Patch Development	2,732	-	-

SPR - BC-PR-20000 - Building For The Future

The purpose of the Building for the Future Budget Summary Level is to develop new parks and facilities, to acquire new park land, and to improve existing parks and facilities.

Program Expenditures	2020	2021	2022
	Actuals	Adopted	Proposed
Building For The Future - CIP	23,507,016	15,998,908	37,861,950
Total	23,507,016	15,998,908	37,861,950
Full-time Equivalents Total*	-	-	3.52

**FTE totals are provided for informational purposes only. Changes in FTEs resulting from City Council or Human Resources Director actions outside of the budget process may not be detailed here*

SPR - BC-PR-30000 - Debt and Special Funding

The purpose of the Debt and Special Funding Budget Summary Level is to meet debt service obligations on funds borrowed to meet the Department of Parks and Recreation's capital expenditure requirements and to accomplish unique projects with special funding sources.

Program Expenditures	2020	2021	2022
	Actuals	Adopted	Proposed
Debt and Special Funding	5,442,754	5,629,975	5,691,018
Total	5,442,754	5,629,975	5,691,018

Seattle Parks and Recreation

Full-time Equivalents Total*	1.33	1.33	-
------------------------------	------	------	---

**FTE totals are provided for informational purposes only. Changes in FTEs resulting from City Council or Human Resources Director actions outside of the budget process may not be detailed here*

SPR - BC-PR-40000 - Fix It First

The purpose of the Fix It First Budget Summary Level is to provide for major maintenance, rehabilitation, and preservation of parks, forests, facilities, and related infrastructure.

Program Expenditures	2020 Actuals	2021 Adopted	2022 Proposed
Fix It First - CIP	30,546,013	30,994,547	51,922,201
Total	30,546,013	30,994,547	51,922,201
Full-time Equivalents Total*	27.86	28.19	33.59

**FTE totals are provided for informational purposes only. Changes in FTEs resulting from City Council or Human Resources Director actions outside of the budget process may not be detailed here*

SPR - BC-PR-50000 - Maintaining Parks and Facilities

The purpose of the Maintaining Parks and Facilities Budget Summary Level is to improve existing P-Patches and dog off-leash areas as set forth in the first six-year planning cycle of the Seattle Park District.

Program Expenditures	2020 Actuals	2021 Adopted	2022 Proposed
Maintaining Parks & Facilities	198,091	346,680	355,347
Total	198,091	346,680	355,347
Full-time Equivalents Total*	0.13	0.13	-

**FTE totals are provided for informational purposes only. Changes in FTEs resulting from City Council or Human Resources Director actions outside of the budget process may not be detailed here*

SPR - BC-PR-60000 - SR520 Mitigation

The purpose of the SR520 Mitigation BSL is to account for projects resulting from SR520 construction impacts.

Program Expenditures	2020 Actuals	2021 Adopted	2022 Proposed
SR520 Mitigation	2,275,755	-	-
Total	2,275,755	-	-

Seattle Parks and Recreation

**FTE totals are provided for informational purposes only. Changes in FTEs resulting from City Council or Human Resources Director actions outside of the budget process may not be detailed here*

SPR - BO-PR-10000 - Parks and Facilities Maintenance and Repairs

The purpose of the Parks and Facilities Maintenance and Repairs Budget Summary Level is to repair and maintain parks, park buildings, and park infrastructure.

Program Expenditures	2020 Actuals	2021 Adopted	2022 Proposed
CIP Cost Recovery Offset	-	(1,039,841)	(1,039,841)
M&R Grounds Crews	22,142,060	41,664,200	47,364,124
M&R Shops Crews	10,648,818	21,084,080	21,871,563
M&R Specialty Crews	3,249,247	8,098,666	8,544,517
Total	36,040,125	69,807,104	76,740,363
Full-time Equivalents Total*	170.67	473.25	479.75

**FTE totals are provided for informational purposes only. Changes in FTEs resulting from City Council or Human Resources Director actions outside of the budget process may not be detailed here*

The following information summarizes the programs in Parks and Facilities Maintenance and Repairs Budget Summary Level:

CIP Cost Recovery Offset

The purpose of the CIP Cost Recovery Offset Budget Program Level is to recover costs associated with indirect programs within the Parks and Facilities Maintenance and Repairs BSL from the direct cost capital programs. This program does not fully recover Parks and Facilities Maintenance and Repairs BSL costs.

Expenditures/FTE	2020 Actuals	2021 Adopted	2022 Proposed
CIP Cost Recovery Offset	-	(1,039,841)	(1,039,841)

M&R Grounds Crews

The purpose of the M&R Grounds Crews Budget Program Level is to provide custodial, landscape, and forest maintenance and restoration services.

Expenditures/FTE	2020 Actuals	2021 Adopted	2022 Proposed
M&R Grounds Crews	22,142,060	41,664,200	47,364,124
Full Time Equivalents Total	80.01	260.03	267.53

M&R Shops Crews

Seattle Parks and Recreation

The purpose of the M&R Shops Crews Budget Program Level is to repair and maintain park buildings and infrastructure so that park users can have safe, structurally sound, and attractive parks and recreational facilities.

	2020	2021	2022
Expenditures/FTE	Actuals	Adopted	Proposed
M&R Shops Crews	10,648,818	21,084,080	21,871,563
Full Time Equivalents Total	56.36	147.50	147.50

M&R Specialty Crews

The purpose of the M&R Specialty Crews Budget Program Level is to provide centralized management of natural areas and developed parks including forest restoration, urban forestry, wildlife management, trails, and grass and turf management.

	2020	2021	2022
Expenditures/FTE	Actuals	Adopted	Proposed
M&R Specialty Crews	3,249,247	8,098,666	8,544,517
Full Time Equivalents Total	34.30	65.72	64.72

SPR - BO-PR-20000 - Leadership and Administration

The purpose of the Leadership and Administration Budget Summary Level is to provide executive, community, financial, human resource, technology, and business support to the department.

Program Expenditures	2020	2021	2022
	Actuals	Adopted	Proposed
Citywide Indirect Costs	15,289,686	12,864,138	14,939,308
COVID Planning 2021	-	6,420,480	-
Departmental Indirect Costs	11,571,234	12,285,719	13,058,582
Divisional Indirect Costs	9,476,102	8,623,464	10,199,283
Indirect Cost Recovery Offset	(19,508,029)	(4,083,616)	(4,367,152)
Pooled Benefits	17,976,941	3,144,933	3,232,634
Total	34,805,935	39,255,118	37,062,655
Full-time Equivalents Total*	120.59	120.51	127.06

**FTE totals are provided for informational purposes only. Changes in FTEs resulting from City Council or Human Resources Director actions outside of the budget process may not be detailed here*

The following information summarizes the programs in Leadership and Administration Budget Summary Level:

Citywide Indirect Costs

The purpose of the Citywide Indirect Costs program is to fund internal services costs originating from outside of the department such as allocated costs from the Department of Finance and

Seattle Parks and Recreation

Administrative Services, Seattle Information Technology Department, and the Department of Human Resources.

	2020	2021	2022
Expenditures/FTE	Actuals	Adopted	Proposed
Citywide Indirect Costs	15,289,686	12,864,138	14,939,308

COVID Planning 2021

The purpose of the COVID Planning 2021 Budget Program Level is to temporarily hold the consolidated Park Fund (10200) expenditure and revenue savings from extended COVID-19 impacts in 2021. The corresponding appropriation and revenue savings are moved out of operating divisions into this Budget Program, representing a one year plan to address financial impacts from the pandemic on the Park Fund (10200).

	2020	2021	2022
Expenditures/FTE	Actuals	Adopted	Proposed
COVID Planning 2021	-	6,420,480	-

Departmental Indirect Costs

The purpose of the Departmental Indirect Costs Budget Program Level is to provide executive, financial, communications, human resources and business support and strategic planning an analysis to the departments.

	2020	2021	2022
Expenditures/FTE	Actuals	Adopted	Proposed
Departmental Indirect Costs	11,571,234	12,285,719	13,058,582
Full Time Equivalents Total	78.10	78.10	82.55

Divisional Indirect Costs

The purpose of the Divisional Indirect Costs Budget Program Level is to provide managerial and administrative support for operating divisions. The Budget Program also provides planning and development support to develop new park facilities, and make improvements to existing park facilities to benefit the public.

	2020	2021	2022
Expenditures/FTE	Actuals	Adopted	Proposed
Divisional Indirect Costs	9,476,102	8,623,464	10,199,283
Full Time Equivalents Total	42.49	42.41	44.51

Indirect Cost Recovery Offset

The purpose of the Indirect Cost Recovery program is to recover costs associated with indirect programs within Leadership and Administrative BSL from the department's direct cost programs. This program does not fully recover Leadership and Administration BSL costs.

	2020	2021	2022
Expenditures/FTE	Actuals	Adopted	Proposed

Seattle Parks and Recreation

Indirect Cost Recovery Offset (19,508,029) (4,083,616) (4,367,152)

Pooled Benefits

The purpose of the Pooled Benefits program is to fund department costs associated with health and dental insurance, workers compensation, and unemployment insurance contributions.

	2020 Actuals	2021 Adopted	2022 Proposed
Expenditures/FTE			
Pooled Benefits	17,976,941	3,144,933	3,232,634

SPR - BO-PR-30000 - Departmentwide Programs

The purpose of the Department-Wide Services Budget Summary Level is to provide management and operations of services that span across multiple lines of business within Seattle Parks and Recreation such as partner relationship management, emergency operations, security services, , athletic and event scheduling, and the Seattle Conservation Corps.

Program Expenditures	2020 Actuals	2021 Adopted	2022 Proposed
Departmentwide Other	1,713,639	1,632,370	2,508,726
Partnerships - Departmentwide	4,557,788	6,941,534	7,403,079
Seattle Conservation Corps	-	4,230,948	4,250,900
Total	6,271,427	12,804,853	14,162,705
Full-time Equivalents Total*	28.69	58.85	57.55

**FTE totals are provided for informational purposes only. Changes in FTEs resulting from City Council or Human Resources Director actions outside of the budget process may not be detailed here*

The following information summarizes the programs in Departmentwide Programs Budget Summary Level:

Departmentwide Other

The purpose of the Departmentwide-Other Budget Program Level is to provide emergency management and safety services at park facilities.

	2020 Actuals	2021 Adopted	2022 Proposed
Expenditures/FTE			
Departmentwide Other	1,713,639	1,632,370	2,508,726
Full Time Equivalents Total	13.19	13.66	10.36

Partnerships - Departmentwide

The purpose of the Partnerships-Departmentwide Budget Program Level is to provide centralized management for regional parks and major partners.

Seattle Parks and Recreation

	2020	2021	2022
Expenditures/FTE	Actuals	Adopted	Proposed
Partnerships - Departmentwide	4,557,788	6,941,534	7,403,079
Full Time Equivalents Total	15.50	28.67	31.17

Seattle Conservation Corps

The purpose of the Seattle Conservation Corps Budget Program Level is to provide training, counseling, and employment to formerly homeless and unemployed people with the goal that they acquire skills and experience leading to long-term employment and stability.

	2020	2021	2022
Expenditures/FTE	Actuals	Adopted	Proposed
Seattle Conservation Corps	-	4,230,948	4,250,900
Full Time Equivalents Total	-	16.52	16.02

SPR - BO-PR-40000 - Parks and Open Space

The purpose of the Parks and Open Space Budget Summary Level is to provide management and operations of the City's developed and undeveloped parkland.

Program Expenditures	2020	2021	2022
	Actuals	Adopted	Proposed
Citywide Programs	1,838,560	-	-
M&R - Parks & Open Space	23,284,766	-	-
Total	25,123,327	-	-
Full-time Equivalents Total*	270.63	-	-

**FTE totals are provided for informational purposes only. Changes in FTEs resulting from City Council or Human Resources Director actions outside of the budget process may not be detailed here*

The following information summarizes the programs in Parks and Open Space Budget Summary Level:

Citywide Programs

The purpose of the Citywide Programs Budget Program Level is to provide management and operations of services that span multiple lines of business with Seattle Parks and Recreation such as athletic scheduling and event scheduling.

	2020	2021	2022
Expenditures/FTE	Actuals	Adopted	Proposed
Citywide Programs	1,838,560	-	-
Full Time Equivalents Total	14.17	-	-

M&R - Parks & Open Space

Seattle Parks and Recreation

The purpose of the Parks and Open Space Budget Program Level is to provide management and operations of the City's developed and undeveloped parkland.

	2020	2021	2022
Expenditures/FTE	Actuals	Adopted	Proposed
M&R - Parks & Open Space	23,284,766	-	-
Full Time Equivalents Total	256.46	-	-

SPR - BO-PR-50000 - Recreation Facility Programs

The purpose of the Recreation Facility Programs Budget Summary Level is to provide active and passive recreation services to Seattle residents through the direct management, maintenance, and operation of programs and facilities and by leveraging partnerships.

Program Expenditures	2020	2021	2022
	Actuals	Adopted	Proposed
Aquatic & Swimming Programs	5,520,242	6,555,156	9,289,007
M&R - Recreation Facilities	3,857,464	-	-
Partnerships - Recreation	1,057,699	1,076,157	1,200,307
Rec Programs & Facility Ops	24,103,218	26,507,242	28,913,295
Total	34,538,623	34,138,555	39,402,609
Full-time Equivalents Total*	279.26	232.42	233.17

**FTE totals are provided for informational purposes only. Changes in FTEs resulting from City Council or Human Resources Director actions outside of the budget process may not be detailed here*

The following information summarizes the programs in Recreation Facility Programs Budget Summary Level:

Aquatic & Swimming Programs

The purpose of the Aquatic & Swimming Programs Budget Program Level is to provide a variety of structured and unstructured water-related programs and classes so participants can enjoy and develop skills in a range of aquatic activities.

	2020	2021	2022
Expenditures/FTE	Actuals	Adopted	Proposed
Aquatic & Swimming Programs	5,520,242	6,555,156	9,289,007
Full Time Equivalents Total	48.05	48.05	48.05

M&R - Recreation Facilities

The purpose of the M&R-Recreation Facilities Budget Program Level is to manage and staff the City's neighborhood community centers and citywide recreation facilities and programs, which allow users to enjoy a variety of social, athletic, cultural, and recreational activities.

	2020	2021	2022
Expenditures/FTE	Actuals	Adopted	Proposed

Seattle Parks and Recreation

M&R - Recreation Facilities	3,857,464	-	-
Full Time Equivalents Total	46.59	-	-

Partnerships - Recreation

The purpose of the Partnerships-Recreation Budget Program Level is to manage the Amy Yee Tennis Center, the largest public tennis center facility in the Puget Sound area.

	2020 Actuals	2021 Adopted	2022 Proposed
Expenditures/FTE			
Partnerships - Recreation	1,057,699	1,076,157	1,200,307
Full Time Equivalents Total	8.70	8.70	8.70

Rec Programs & Facility Ops

The purpose of the Rec Programs & Facility Ops Budget Program Level is to manage and staff the City's neighborhood community centers and citywide recreation facilities and programs, which allow users to enjoy a variety of social, athletic, cultural, and recreational activities.

	2020 Actuals	2021 Adopted	2022 Proposed
Expenditures/FTE			
Rec Programs & Facility Ops	24,103,218	26,507,242	28,913,295
Full Time Equivalents Total	175.92	175.67	176.42

SPR - BO-PR-60000 - Golf Programs

The purpose of the Golf Budget Summary Level is to manage the City's four golf courses at Jackson, Jefferson, West Seattle, and Interbay to provide public golf courses and related programs.

Program Expenditures	2020 Actuals	2021 Adopted	2022 Proposed
Golf Course Programs	10,818,882	12,380,955	12,817,799
Total	10,818,882	12,380,955	12,817,799
Full-time Equivalents Total*	24.00	24.00	24.00

**FTE totals are provided for informational purposes only. Changes in FTEs resulting from City Council or Human Resources Director actions outside of the budget process may not be detailed here*

SPR - BO-PR-70000 - Seattle Conservation Corps

The purpose of the Seattle Conservation Corps Budget Summary Level is to provide training, counseling, and employment to formerly homeless and unemployed people with the goal that they acquire skills and experience leading to long-term employment and stability.

Program Expenditures	2020 Actuals	2021 Adopted	2022 Proposed
Seattle Conservation Corps	3,022,960	-	-

Seattle Parks and Recreation

Total	3,022,960	-	-
Full-time Equivalents Total*	16.52	-	-

**FTE totals are provided for informational purposes only. Changes in FTEs resulting from City Council or Human Resources Director actions outside of the budget process may not be detailed here*

SPR - BO-PR-80000 - Zoo and Aquarium Programs

The purpose of the Zoo and Aquarium Budget Summary Level is to support contracted non-profit partners ability to provide services to the community through operations of the Woodland Park Zoo and the Seattle Aquarium.

Program Expenditures	2020 Actuals	2021 Adopted	2022 Proposed
Zoo and Aquarium Programs	8,215,561	7,459,216	7,459,216
Total	8,215,561	7,459,216	7,459,216

**FTE totals are provided for informational purposes only. Changes in FTEs resulting from City Council or Human Resources Director actions outside of the budget process may not be detailed here*

Seattle Center

Robert Nellams, Director

(206) 684-7200

<http://www.seattlecenter.com/>

Department Overview

Seattle Center is home to cultural and educational organizations, sports teams, festivals, community programs (including cultural and community celebrations), and entertainment facilities. Millions of people visit the 74-acre Seattle Center campus annually. Consistently rated as one of the City's top attractions, Seattle Center is a premier urban park whose purpose is to create exceptional events, experiences, and environments that delight and inspire the human spirit and build a stronger community.

The history of Seattle Center dates back to a time well before it existed as a City department in its current form. Prior to the 1850s, the land on which Seattle Center sits was a part of a Native American trail which was later occupied by the David Denny family and eventually donated to the City of Seattle. In 1927, the new Civic Auditorium, now Marion Oliver McCaw Hall, and Arena, now the newly rebuilt Opera Center, were constructed with funding from a levy and a contribution from a local business owner. In 1939, a large military Armory was constructed. In 1948, the Memorial Stadium was built and the Memorial Wall was added in 1952. Finally, in 1962, the community pulled together these facilities and added new structures to host the Seattle World's Fair/Century 21 Exposition. At the conclusion of the fair, the City took ownership of most of the remaining facilities and campus grounds to create Seattle Center. Since its creation in 1963, Seattle Center has nurtured artistry and creativity by providing a home for and technical assistance to a wide variety of arts and cultural organizations. These tenants play a critical role in the arts and cultural landscape of the region.

Originally created after the World's Fair, Seattle Center operated the Coliseum. Later, this facility was renamed KeyArena. Seattle Center operated this major public assembly venue on the campus for sports and concert events. Now Seattle Center is undergoing major changes with the renovation of the Arena, which began in 2019. Following an RFP process, the City selected Oak View Group (OVG)/Seattle Arena Company (ArenaCo) to renovate the Arena using private funding. The renovation was completed in 2021, and ArenaCo is operating the building. The new building is hosting the NHL's newest franchise, the Kraken, as well as the WNBA's Seattle Storm along with a variety of concerts, family shows, and other events.

Seattle Center is financed by a combination of tax dollars from the City's General Fund and revenue earned from commercial operations. Major sources of commercial revenues include facility rentals, parking fees, long-term leases to non-profit organizations, sponsorships, food sales, and monorail fares.

Due to the size and importance of commercial revenues, Seattle Center confronts many of the same market factors as other businesses. Changing consumer preferences, fluctuating demand, and the many options customers have in terms of discretionary spending all influence the financial performance of Seattle Center. Seattle Center's situation is also unique in that it must meet the simultaneous financial challenges of competition with other facilities that host events; the presence on campus of long-term, non-profit tenants; and the need to balance its public and private event offerings.

Seattle Center

Budget Snapshot

	2020 Actuals	2021 Adopted	2022 Proposed
Department Support			
General Fund Support	20,739,590	16,829,324	15,991,015
Other Funding - Operating	13,546,878	18,588,941	23,435,568
Total Operations	34,286,468	35,418,265	39,426,582
Capital Support			
General Fund Support	71,583	-	-
Other Funding - Capital	11,827,037	7,381,268	12,650,973
Total Capital	11,898,620	7,381,268	12,650,973
Total Appropriations	46,185,088	42,799,533	52,077,555

Full-Time Equivalents Total* 225.23 216.43 215.43

* FTE totals are provided for informational purposes only. Changes in FTEs resulting from City Council or Human Resources Director actions outside of the budget process may not be detailed here

Budget Overview

As the rollout of the COVID-19 vaccine eases public health restrictions on gatherings and events, Seattle Center anticipates a gradual return to normal operations starting in 2022. This anticipation is boosted by the opening of the Climate Pledge Arena in October 2021. Some of Seattle Center's largest revenue sources are events and parking and with headlining concerts and long-awaited Kraken hockey games at the Arena, Seattle Center's revenues are expected to increase.

Despite this, Seattle Center is still dealing with the long-term financial impacts of the pandemic. Seattle Center has not held a major event for over a year and a half, and they have granted rent-relief to their tenants for most of 2020 and 2021. The 2021 Adopted Budget had included legislation that increased Seattle Center's interfund loan from \$5 million to \$18 million and extended the repayment period from 2026 to 2033.

Even with the on-going reductions identified in the 2021 Adopted Budget and the increase in the interfund loan, the impacts of the pandemic on the department's ability to generate revenue was greater than anticipated. Seattle Center would have needed to identify additional cuts in 2022 to remain within the current loan requirements. These cuts would have had drastic impacts on the staffing, programming, and maintenance of the facility. To avoid layoff situations and further adverse reductions on revenue-generating programming, the 2022 Proposed Budget includes \$1.2 million in General Fund support. This one-time support also allows Seattle Center to pay off their interfund loan by 2033.

In anticipation of the resumption of events, the 2022 Proposed Budget also restores 2021 reductions to the McCaw Hall fund baseline budget. The City, Seattle Opera, and the Pacific Northwest Ballet's contributions to the McCaw Hall Capital Reserve Fund will also resume in 2022 after it was temporarily paused in 2021 because of the financial strains caused by the pandemic.

Lastly, Seattle Center's 2022 Capital Improvement Program (CIP) includes replacing windows in the Armory, adding fog jets to the International Fountain, addressing mechanical systems leaks in buildings across the campus, upgrading pedestrian lighting along Thomas Street, and replacing the Fisher Pavilion roof. Seattle Center also

Seattle Center

received additional Real Estate Excise Tax (REET) funding which will be used to renovate the first floor Armory restrooms to better meet ADA guidelines and expand capacity of the women's restroom. For more details on Seattle Center's capital projects, see the 2022-2027 Adopted CIP Overview.

Incremental Budget Changes

Seattle Center

	Dollars	FTE
2022 Beginning Budget	42,511,081	216.43
Baseline		
Citywide Adjustments for Standard Cost Changes	400,271	-
Baseline Adjustments for Personnel Costs	144,107	-
One-time Operating Fund Swap Reversal	-	-
Adjustment of Use of/Contribution to Fund Balance for Baseline	-	-
Proposed Operating		
Restoration of McCaw COVID Reductions	2,121,460	-
Resumption of McCaw Hall Capital Reserve Contributions	281,000	-
Campus Signage Package Debt Service	864,088	-
Transfer On-Loan Position to Seattle Center	197,392	1.00
Unfunded Position Abrogations	-	(2.00)
Proposed Capital		
Resumption of McCaw Capital Reserve Funds Appropriation	-	-
Update Fund 30010 (REET) 2022-2027 Project Budgets	4,380,171	-
CEN/OSE Capital Coordination - Energy Efficiency for Municipal Buildings	77,986	-
Armory Restroom Renovation	1,100,000	-
Armory Generator	-	-
Proposed Technical		
Revenue Adjustment	-	-
General Fund Support	-	-
Fund Balancing Entries	-	-
Total Incremental Changes	\$9,566,474	(1.00)
Total 2022 Proposed Budget	\$52,077,555	215.43

Seattle Center

Description of Incremental Budget Changes

Baseline

Citywide Adjustments for Standard Cost Changes

Expenditures	\$400,271
--------------	-----------

Citywide technical adjustments made in the baseline phase reflect changes to internal services costs, including rates from the Department of Finance & Administrative Services, Seattle Information Technology Department, Seattle Department of Human Resources, and for healthcare, retirement, and industrial insurance charges for the department. These adjustments reflect initial assumptions about these costs and inflators early in the budget process.

Baseline Adjustments for Personnel Costs

Expenditures	\$144,107
--------------	-----------

This centrally administered change adjusts appropriations to restore the annual wage increase for non-represented Executives, Managers and Strategic Advisors, which was forgone in 2021 due to financial constraints.

One-time Operating Fund Swap Reversal

Expenditures	-
--------------	---

This change reverses a one-time funding shift of \$2.6 million that occurred in the 2021 Adopted Budget to provide Seattle Center with additional General Fund support to keep its Interfund Loan at a manageable level.

Adjustment of Use of/Contribution to Fund Balance for Baseline

Revenues	\$579,387
----------	-----------

Proposed Operating

Restoration of McCaw COVID Reductions

Expenditures	\$2,121,460
--------------	-------------

This change reinstates the event-related expenses for McCaw Hall that were reduced from the department's 2021 budget because of the COVID-19 pandemic. The department had assumed a much smaller level of events in the facility in 2021. This item assumes those events will return in 2022; therefore, it increases appropriation authority.

Resumption of McCaw Hall Capital Reserve Contributions

Expenditures	\$281,000
--------------	-----------

This proposal resumes the annual contribution to the McCaw Hall Capital Reserve Fund. This fund is established in the McCaw Hall Operating Agreement between the City, Pacific Northwest Ballet and Seattle Opera. Every year, these entities contribute an amount (50% from the City, 25% each from the Opera and Ballet) into this fund that is dedicated to address ongoing capital improvements for McCaw Hall. By unanimous agreement, contributions were suspended for 2020-2021 due to the financial constraints brought on by the COVID-19 pandemic. Contributions are to resume in 2022.

Seattle Center

Campus Signage Package Debt Service

Expenditures	\$864,088
Revenues	\$864,088

This item increases appropriation authority to pay for the debt service on a comprehensive campus-wide signage package. Ordinance 120006 approved the issuance of \$8,000,000 in bonds to pay for this package. The debt service begins in December 2021 with an interest only payment; principal payments begin in 2022 and go through 2031. The debt service will be funded by increased sponsorship revenues.

Transfer On-Loan Position to Seattle Center

Expenditures	\$197,392
Position Allocation	1.00

This item transfers a position from The Office of Planning and Community Development (OPCD) to Seattle Center. The position has been on loan from OPCD to the Seattle Center for the last several years to assist in the Seattle Center Master Planning process and related redevelopment projects. This adjustment permanently transfers the position and its associated budget to the Seattle Center.

Unfunded Position Abrogations

Position Allocation	(2.00)
---------------------	--------

This item abrogates two vacant positions in a continuation of a proposal in the 2021 Adopted Budget. The previous proposal anticipated upcoming vacancies in 2 positions (1.0 FTE Sound Operator and 1.0 FTE Accounting Technician). The department unfunded these positions to realize the savings, but was allowed to temporarily maintain the pocket to avoid a potential layoff situation. The work performed by these positions has been redistributed to other staff.

Proposed Capital

Resumption of McCaw Capital Reserve Funds Appropriation

Revenues	\$597,987
----------	-----------

This item reinstates the appropriation of funds into and out of the McCaw Capital Reserve Fund. This fund is a contractual reserve fund which receives contributions from the City, Pacific Northwest Ballet, and Seattle Opera. The monies in this fund pay for ongoing capital improvements to McCaw Hall. Due to the financial constraints on all parties brought on by the COVID-19 pandemic, contributions were temporarily paused in 2020 and 2021. The contributions will resume in 2022.

Update Fund 30010 (REET) 2022-2027 Project Budgets

Expenditures	\$4,380,171
--------------	-------------

This item re-aligns the REET (fund 30010) CIP allocation by project for 2022 - 2027. These projects include:

- \$2.1M to replace the Fisher Pavilion roof and improvements to the Thomas Street pedestrian walkway
- \$635,000 to replace Seattle Children's Theater's roof
- \$475,000 for campus HVAC Improvements
- \$430,000 for improvements to public space gatherings
- \$425,000 for General Site Improvements which include LED lighting for the International Fountain and other needed improvements on the campus
- \$300,000 for Armory Rehabilitation which covers emergency repairs, major maintenance, and overall tenant improvements. The use of these funds is directed by the Armory Operating Board

Seattle Center

CEN/OSE Capital Coordination - Energy Efficiency for Municipal Buildings

Expenditures \$77,986

This item funds two projects aimed at furthering the City's Municipal Energy Efficiency Project (MEEP). The projects include installation of LED lighting at the Bagley Wright Theatre as well as LED lighting in McCaw Hall. The Bagley Wright project will provide an LED lighting upgrade for the lobby, shop spaces as well as the house lights. The McCaw Hall project will fund an LED lighting upgrade in various back of house spaces replacing T-8 fluorescent lights.

Armory Restroom Renovation

Expenditures \$1,100,000

This REET funding is to renovate outdated restrooms on the first floor of the Seattle Center Armory. These restrooms are located on the east side of the building and are the closest to the ADA accessible entrance near the Artists at Play playground and the Center Theatre. The project will bring the restrooms up to ADA standards and will increase capacity in the women's restroom.

Armory Generator

Expenditures -

This item adds \$800,000 in REET I funding in 2023 for improvements needed to replace the emergency generator in the Armory, an urgent priority identified in the 2021 Facility Condition Assessment.

Proposed Technical

Revenue Adjustment

Revenues \$4,795,925

This proposal makes technical adjustments to Seattle Center's revenue budget to align with projected business levels. The department had assumed a much lower level of events in the facility in 2021. This item assumes those events will return in 2022; therefore, it increases the estimated revenues.

General Fund Support

Expenditures -

This item offers one-time General Fund revenue support of \$1,200,000 to the Seattle Center Campus Fund. Some of Seattle Center's largest revenue sources are events and parking, and due to public health restrictions on large gatherings, Center was not able to hold in-person events for most of 2020 and 2021. This one-time shift in funding from Center's operating fund to the General Fund allows Center to avoid making budget reductions to maintenance, programming, and staffing costs which would have largely impacted the facility's operations.

Fund Balancing Entries

Revenues \$(1,673,773)

This is a technical item to record a fund balancing entry for the Seattle Center Campus (11410) and McCaw Hall (11430) funds, which are primarily managed by this department.

Seattle Center

Expenditure Overview

	2020 Actuals	2021 Adopted	2022 Proposed
Appropriations			
CEN - BC-SC-S0303 - McCaw Hall Capital Reserve			
34070 - McCaw Hall Capital Reserve	102,876	-	597,987
Total for BSL: BC-SC-S0303	102,876	-	597,987
CEN - BC-SC-S03P01 - Building and Campus Improvements			
00100 - General Fund	71,583	-	-
00164 - Unrestricted Cumulative Reserve Fund	18,260	30,000	30,000
11410 - Seattle Center Fund	145,951	155,000	-
30010 - REET I Capital Fund	9,475,710	5,941,268	10,767,986
34060 - Seattle Center Capital Reserve	251,672	-	-
35500 - 2011 Multipurpose LTGO Bond Fund	181,848	-	-
Total for BSL: BC-SC-S03P01	10,145,023	6,126,268	10,797,986
CEN - BC-SC-S9403 - Monorail Rehabilitation			
00164 - Unrestricted Cumulative Reserve Fund	1,549,614	-	-
11410 - Seattle Center Fund	101,107	1,255,000	1,255,000
Total for BSL: BC-SC-S9403	1,650,721	1,255,000	1,255,000
CEN - BO-SC-60000 - Campus			
00100 - General Fund	14,790,112	10,911,584	9,354,354
11410 - Seattle Center Fund	7,727,545	12,200,923	14,935,760
Total for BSL: BO-SC-60000	22,517,658	23,112,507	24,290,114
CEN - BO-SC-65000 - McCaw Hall			
00100 - General Fund	699,255	723,800	723,800
11410 - Seattle Center Fund	-	2,343	-
11430 - Seattle Center McCaw Hall Fund	1,802,461	2,963,768	5,088,123
30010 - REET I Capital Fund	-	-	281,000
Total for BSL: BO-SC-65000	2,501,716	3,689,911	6,092,923
CEN - BO-SC-66000 - KeyArena			
11420 - Seattle Center KeyArena Fund	-	-	-
Total for BSL: BO-SC-66000	-	-	-
CEN - BO-SC-69000 - Leadership and Administration			
00100 - General Fund	5,250,223	5,193,940	5,912,861
11410 - Seattle Center Fund	4,016,871	3,421,907	3,130,685

Seattle Center

Total for BSL: BO-SC-69000	9,267,094	8,615,847	9,043,546
-----------------------------------	------------------	------------------	------------------

Department Total	46,185,088	42,799,533	52,077,555
-------------------------	-------------------	-------------------	-------------------

Department Full-Time Equivalents Total*	225.23	216.43	215.43
------------------------------------------------	---------------	---------------	---------------

** FTE totals are provided for informational purposes only. Changes in FTEs resulting from City Council or Human Resources Director actions outside of the budget process may not be detailed here*

Budget Summary by Fund Seattle Center

	2020 Actuals	2021 Adopted	2022 Proposed
00100 - General Fund	20,811,173	16,829,324	15,991,015
00164 - Unrestricted Cumulative Reserve Fund	1,567,874	30,000	30,000
11410 - Seattle Center Fund	11,991,474	17,035,173	19,321,445
11420 - Seattle Center KeyArena Fund	-	-	-
11430 - Seattle Center McCaw Hall Fund	1,802,461	2,963,768	5,088,123
30010 - REET I Capital Fund	9,475,710	5,941,268	11,048,986
34060 - Seattle Center Capital Reserve	251,672	-	-
34070 - McCaw Hall Capital Reserve	102,876	-	597,987
35500 - 2011 Multipurpose LTGO Bond Fund	181,848	-	-
Budget Totals for CEN	46,185,088	42,799,533	52,077,555

Seattle Center

Revenue Overview

2022 Estimated Revenues

Account Code	Account Name	2020 Actuals	2021 Adopted	2022 Proposed
331110	Direct Fed Grants	60,340	-	-
Total Revenues for: 00100 - General Fund		60,340	-	-
374030	Capital Contr-Fed Dir Grants	1,376,422	-	-
379020	Capital Contributions	349,297	-	-
Total Revenues for: 00164 - Unrestricted Cumulative Reserve Fund		1,725,719	-	-
331110	Direct Fed Grants	14,660	-	-
341190	Personnel Service Fees	667,799	226,900	784,366
341300	Administrative Fees & Charges	-	5,072	6,324
360000	Miscellaneous Revs	-	155,000	-
360130	Interest On Contracts/Notes Re	2,157	-	-
360220	Interest Earned On Deliquent A	(897)	-	-
360250	Other Equip/Vehicle Rentals	13,642	-	-
360260	Communication Equip Leases	(22,444)	-	-
360290	Parking Fees	1,361,199	1,770,050	6,598,865
360300	St Space Facilities Rentals	443,460	507,362	2,154,026
360310	Lt Space/Facilities Leases	1,534,708	1,696,438	4,829,113
360340	Concession Proceeds	93,559	202,006	2,573,656
360360	Sponsorship And Royalties	181,667	400,000	2,019,088
360380	Sale Of Junk Or Salvage	718	-	-
360390	Proceeds From Sale Of Assets	(99)	-	-
360540	Cashiers Overages & Shortages	31	-	-
360900	Miscellaneous Revs-Other Rev	761,684	471,500	517,788
374030	Capital Contr-Fed Dir Grants	1,271,697	1,004,000	1,004,000
379020	Capital Contributions	-	251,000	251,000
397010	Operating Transfers In	1,000,000	-	-
397100	Intrafund Revenues	500,000	-	-
397200	Interfund Revenue	-	11,769,000	-
Total Revenues for: 11410 - Seattle Center Fund		7,823,540	18,458,328	20,738,226
400000	Use of/Contribution to Fund Balance	-	(1,423,155)	(1,416,781)
Total Resources for: 11410 - Seattle Center Fund		7,823,540	17,035,173	19,321,445
341190	Personnel Service Fees	339,165	808,000	2,400,729

Seattle Center

344900	Transportation-Other Rev	58,125	-	-
360020	Inv Earn-Residual Cash	39,176	-	-
360250	Other Equip/Vehicle Rentals	1,743	-	-
360300	St Space Facilities Rentals	390,898	651,250	702,147
360310	Lt Space/Facilities Leases	-	600,000	1,472,964
360340	Concession Proceeds	(135,374)	-	708,650
360390	Proceeds From Sale Of Assets	-	-	-
360900	Miscellaneous Revs-Other Rev	108	60,750	60,625
Total Revenues for: 11430 - Seattle Center McCaw Hall Fund		693,841	2,120,000	5,345,115
400000	Use of/Contribution to Fund Balance	-	843,768	(256,992)
Total Resources for:11430 - Seattle Center McCaw Hall Fund		693,841	2,963,768	5,088,123
360020	Inv Earn-Residual Cash	-	-	35,987
379010	Capital Assessments	-	-	281,000
397010	Operating Transfers In	-	-	281,000
Total Revenues for: 34070 - McCaw Hall Capital Reserve		-	-	597,987
Total CEN Resources		10,303,439	19,998,941	25,007,555

Seattle Center

Appropriations by Budget Summary Level and Program

CEN - BC-SC-S0303 - McCaw Hall Capital Reserve

The purpose of the McCaw Hall Capital Reserve Fund Budget Summary Level is to maintain and enhance the McCaw Hall facility.

Program Expenditures	2020 Actuals	2021 Adopted	2022 Proposed
McCaw Hall Asset Preservation	102,876	-	597,987
Total	102,876	-	597,987
Full-time Equivalents Total*	0.38	0.38	0.38

**FTE totals are provided for informational purposes only. Changes in FTEs resulting from City Council or Human Resources Director actions outside of the budget process may not be detailed here*

CEN - BC-SC-S03P01 - Building and Campus Improvements

The purpose of the Building and Campus Improvements Budget Summary Level is to provide for improvements throughout the Seattle Center campus, including buildings and building systems, open spaces, public gathering places, utility infrastructure, and long-range planning.

Program Expenditures	2020 Actuals	2021 Adopted	2022 Proposed
Armory Rehabilitation	1,346,247	533,000	1,550,000
Campuswide Improvements and Re	2,137,100	1,780,000	4,194,647
Facility Infrastructure Renova	2,164,597	2,141,268	2,185,829
Parking Repairs & Improvements	2,426,441	-	-
Public Gathering Space Improve	256,375	529,000	832,703
Utility Infrstr MP and Repairs	1,814,264	1,143,000	2,034,807
Total	10,145,023	6,126,268	10,797,986
Full-time Equivalents Total*	7.26	7.26	7.26

**FTE totals are provided for informational purposes only. Changes in FTEs resulting from City Council or Human Resources Director actions outside of the budget process may not be detailed here*

The following information summarizes the programs in Building and Campus Improvements Budget Summary Level:

Armory Rehabilitation

The purpose of the Armory Rehabilitation Program is to provide for renovation, repairs and improvements to the Seattle Center Armory facility.

Seattle Center

	2020	2021	2022
Expenditures/FTE	Actuals	Adopted	Proposed
Armory Rehabilitation	1,346,247	533,000	1,550,000
Full Time Equivalents Total	0.57	0.57	0.57

Campuswide Improvements and Re

The purpose of the Campuswide Improvements and Repairs Program is to provide for improvements and repairs throughout the Seattle Center campus, including open spaces, public artworks, signage, campus access for those with disabilities, and long-range planning.

	2020	2021	2022
Expenditures/FTE	Actuals	Adopted	Proposed
Campuswide Improvements and Re	2,137,100	1,780,000	4,194,647
Full Time Equivalents Total	4.20	4.20	4.20

Facility Infrastructure Renova

The purpose of the Facility Infrastructure Renovation and Repair Program is to provide for roof and building envelope renovation and replacement, structural and seismic evaluations and upgrades, and other building infrastructure improvements throughout the campus.

	2020	2021	2022
Expenditures/FTE	Actuals	Adopted	Proposed
Facility Infrastructure Renova	2,164,597	2,141,268	2,185,829
Full Time Equivalents Total	0.48	0.48	0.48

Parking Repairs & Improvements

The purpose of the Parking Repairs and Improvements Program is to provide for repairs and improvements to Seattle Center parking facilities.

	2020	2021	2022
Expenditures/FTE	Actuals	Adopted	Proposed
Parking Repairs & Improvements	2,426,441	-	-
Full Time Equivalents Total	0.38	0.38	0.38

Public Gathering Space Improve

The purpose of the Public Gathering Space Improvements Program is to provide for major maintenance and improvements to meeting rooms, exhibition spaces, public assembly and performance spaces, and indoor and outdoor gathering spaces throughout the Seattle Center campus.

	2020	2021	2022
Expenditures/FTE	Actuals	Adopted	Proposed
Public Gathering Space Improve	256,375	529,000	832,703
Full Time Equivalents Total	0.96	0.96	0.96

Seattle Center

Utility Infrstr MP and Repairs

The purpose of the Utility Infrastructure Master Plan and Repairs Program is to provide for renovation, repair, replacement, and energy efficiency improvements to utility infrastructure on the Seattle Center campus, including heating and cooling systems, sewer lines, electrical equipment, communications lines, fire alarms and other systems.

	2020	2021	2022
Expenditures/FTE	Actuals	Adopted	Proposed
Utility Infrstr MP and Repairs	1,814,264	1,143,000	2,034,807
Full Time Equivalents Total	0.67	0.67	0.67

CEN - BC-SC-S9403 - Monorail Rehabilitation

The purpose of the Monorail Rehabilitation Budget Summary Level is to provide for the renovation and maintenance of the Seattle Center Monorail, including the two trains, the two stations, and the guideways that run in between.

Program Expenditures	2020	2021	2022
	Actuals	Adopted	Proposed
Monorail Rehabilitation	1,650,721	1,255,000	1,255,000
Total	1,650,721	1,255,000	1,255,000
Full-time Equivalents Total*	0.96	0.96	0.96

**FTE totals are provided for informational purposes only. Changes in FTEs resulting from City Council or Human Resources Director actions outside of the budget process may not be detailed here*

CEN - BO-SC-60000 - Campus

The purpose of the Campus Budget Summary Level is to manage and operate Seattle Center's Campus events, grounds and facilities.

Program Expenditures	2020	2021	2022
	Actuals	Adopted	Proposed
Access	2,117,565	1,383,950	1,402,141
Campus Grounds	16,781,806	15,487,514	16,635,274
Commercial Events	1,069,319	2,143,533	2,150,664
Community Programs	2,376,032	2,352,929	2,357,455
Cultural Facilities	143,713	307,541	307,541
Festivals	29,222	1,437,040	1,437,040
Total	22,517,658	23,112,507	24,290,114
Full-time Equivalents Total*	180.38	175.38	170.58

**FTE totals are provided for informational purposes only. Changes in FTEs resulting from City Council or Human Resources Director actions outside of the budget process may not be detailed here*

Seattle Center

The following information summarizes the programs in Campus Budget Summary Level:

Access

The purpose of the Access Program is to provide the services needed to assist visitors in coming to and traveling from the campus, while reducing congestion in adjoining neighborhoods. Program services include operating parking services, maintaining parking garages, managing the Seattle Center Monorail, and encouraging use of alternate modes of transportation.

	2020	2021	2022
Expenditures/FTE	Actuals	Adopted	Proposed
Access	2,117,565	1,383,950	1,402,141
Full Time Equivalents Total	9.71	9.71	5.91

Campus Grounds

The purpose of the Campus Grounds Program is to provide gathering spaces and open-air venues in the City's urban core. Program services include landscape maintenance, security patrols and lighting, litter and garbage removal, recycling operations, hard surface and site amenities maintenance, management of revenues associated with leasing spaces, and food service operations at the Armory.

	2020	2021	2022
Expenditures/FTE	Actuals	Adopted	Proposed
Campus Grounds	16,781,806	15,487,514	16,635,274
Full Time Equivalents Total	126.50	122.75	121.75

Commercial Events

The purpose of the Commercial Events Program is to provide the spaces and services needed to accommodate and produce a wide variety of commercial events, both for profit and not for profit, and sponsored and produced by private and community promoters.

	2020	2021	2022
Expenditures/FTE	Actuals	Adopted	Proposed
Commercial Events	1,069,319	2,143,533	2,150,664
Full Time Equivalents Total	11.38	10.38	10.38

Community Programs

The purpose of the Community Programs Program is to produce free and affordable programs that connect diverse cultures, create learning opportunities, honor community traditions, and nurture artistry, creativity, and engagement.

	2020	2021	2022
Expenditures/FTE	Actuals	Adopted	Proposed
Community Programs	2,376,032	2,352,929	2,357,455
Full Time Equivalents Total	16.38	16.13	16.13

Seattle Center

Cultural Facilities

The purpose of the Cultural Facilities Program is to provide spaces for performing arts and cultural organizations to exhibit, perform, entertain, and create learning opportunities for diverse local, national, and international audience.

	2020	2021	2022
Expenditures/FTE	Actuals	Adopted	Proposed
Cultural Facilities	143,713	307,541	307,541
Full Time Equivalents Total	3.38	3.38	3.38

Festivals

The purpose of the Festivals Program is to provide a place for the community to hold major festival celebrations.

	2020	2021	2022
Expenditures/FTE	Actuals	Adopted	Proposed
Festivals	29,222	1,437,040	1,437,040
Full Time Equivalents Total	13.03	13.03	13.03

CEN - BO-SC-65000 - McCaw Hall

The purpose of the McCaw Hall Budget Summary Level is to operate and maintain McCaw Hall.

Program Expenditures	2020	2021	2022
	Actuals	Adopted	Proposed
Debt Service	116,250	121,500	121,250
McCaw Hall	2,385,466	3,568,411	5,971,673
Total	2,501,716	3,689,911	6,092,923
Full-time Equivalents Total*	36.25	36.25	36.25

**FTE totals are provided for informational purposes only. Changes in FTEs resulting from City Council or Human Resources Director actions outside of the budget process may not be detailed here*

The following information summarizes the programs in McCaw Hall Budget Summary Level:

Debt Service

The purpose of the Debt Program is to provide payments and collect associated revenues related to the debt service for McCaw Hall.

	2020	2021	2022
Expenditures/FTE	Actuals	Adopted	Proposed
Debt Service	116,250	121,500	121,250

McCaw Hall

Seattle Center

The purpose of the McCaw Hall Program is to operate and maintain McCaw Hall.

Expenditures/FTE	2020 Actuals	2021 Adopted	2022 Proposed
McCaw Hall	2,385,466	3,568,411	5,971,673
Full Time Equivalents Total	36.25	36.25	36.25

CEN - BO-SC-66000 - KeyArena

The purpose of the KeyArena Budget Summary Level is to manage and operate the KeyArena. Included in this category are all operations related to sports teams playing in the arena, along with concerts, family shows, and private meetings.

Program Expenditures	2020 Actuals	2021 Adopted	2022 Proposed
KeyArena	-	-	-
Total	-	-	-

**FTE totals are provided for informational purposes only. Changes in FTEs resulting from City Council or Human Resources Director actions outside of the budget process may not be detailed here*

CEN - BO-SC-69000 - Leadership and Administration

The purpose of the Leadership & Administration Budget Summary Level is to provide executive, community, financial, human resource, technology and business support to the department.

Program Expenditures	2020 Actuals	2021 Adopted	2022 Proposed
CIP Indirect Costs	203,575	-	-
Citywide Indirect Costs	2,207,114	3,362,614	3,782,460
Departmental Indirect Costs	5,775,111	4,361,667	7,032,139
Divisional Indirect	503,511	1,807,481	(1,137,063)
Employee Benefits	1,513,921	4,964,908	(5,214,812)
Indirect Cost Recovery Offset	(936,138)	(5,880,822)	4,580,822
Total	9,267,094	8,615,847	9,043,546
Full-time Equivalents Total*	-	(3.80)	-

**FTE totals are provided for informational purposes only. Changes in FTEs resulting from City Council or Human Resources Director actions outside of the budget process may not be detailed here*

The following information summarizes the programs in Leadership and Administration Budget Summary Level:

CIP Indirect Costs

Seattle Center

The purpose of the CIP Indirect Costs Program is to provide the management, oversight and support of Seattle Center's Capital Improvement Program.

	2020	2021	2022
Expenditures/FTE	Actuals	Adopted	Proposed
CIP Indirect Costs	203,575	-	-

Citywide Indirect Costs

The purpose of the Citywide Indirect Costs program is to fund internal services costs originating from outside of the department such as allocated costs from the Department of Finance and Administrative Services and Seattle Information Technology Department

	2020	2021	2022
Expenditures/FTE	Actuals	Adopted	Proposed
Citywide Indirect Costs	2,207,114	3,362,614	3,782,460

Departmental Indirect Costs

The purpose of the Departmental Indirect Costs program is to fund costs associated with management of the department. This includes financial, human resource, technology, and business support necessary to provide effective delivery of the Department's services.

	2020	2021	2022
Expenditures/FTE	Actuals	Adopted	Proposed
Departmental Indirect Costs	5,775,111	4,361,667	7,032,139
Full Time Equivalents Total	-	(3.80)	-

Divisional Indirect

The purpose of the Divisional Indirect Costs Indirect program is to fund administrative costs generated by sub-departmental units, including the management and oversight of Seattle Center's maintenance operations which span multiple work units and budget programs.

	2020	2021	2022
Expenditures/FTE	Actuals	Adopted	Proposed
Divisional Indirect	503,511	1,807,481	(1,137,063)

Employee Benefits

The purpose of the Employee Benefits program is to fund salary and benefit costs associated with city provided leave benefits such as holiday pay, sick time, vacation time, executive leave or other leave benefits, including termination payouts for vacation and sick leave, health and dental insurance, workers compensation, and unemployment insurance contributions.

	2020	2021	2022
Expenditures/FTE	Actuals	Adopted	Proposed
Employee Benefits	1,513,921	4,964,908	(5,214,812)

Indirect Cost Recovery Offset

Seattle Center

The purpose of the Indirect Cost Recovery program is to recover costs associated with indirect programs within Leadership and Administrative BSL from the department's direct cost programs.

	2020	2021	2022
Expenditures/FTE	Actuals	Adopted	Proposed
Indirect Cost Recovery Offset	(936,138)	(5,880,822)	4,580,822

Seattle Public Library

Tom Fay, Interim Chief Librarian

(206) 386-4636

<http://www.spl.org>

Department Overview

The Seattle Public Library (SPL), founded in 1891, includes the world-renowned Central Library, 26 neighborhood libraries, a robust "virtual library" available 24/7 through SPL's popular website and a Mobile Services division. While the Central Library supports library services for downtown residents and workers, it is also the hub for planning and developing systemwide programs and services. In addition, the Central Library provides critical computer and Wi-Fi access for people without internet service, as well as community meeting rooms and an auditorium for cultural and educational programs. The 26 neighborhood libraries provide services and programs close to where people live, go to school and work, and serve as neighborhood anchors for lifelong learning, civic engagement, and economic vitality.

The Library is governed by a five-member Library Board of Trustees, who are appointed by the Mayor and confirmed by the City Council. Board members are eligible to serve two five-year terms. The Revised Code of Washington (RCW 27.12.240) and the City Charter (Article XII, Section 5) grant the Board of Trustees "exclusive control of Library expenditures for Library purposes." The Library Board adopts an annual Operations Plan in December after the City Council approves the Library's budget appropriation.

Budget Snapshot

	2020 Actuals	2021 Adopted	2022 Proposed
Department Support			
General Fund - Operating	57,000,693	54,301,685	60,491,274
Other Funding - Operating	20,171,414	23,373,310	24,825,310
Total Operations	77,172,107	77,674,995	85,316,584
Capital Support			
Other Funding - Capital	2,404,339	9,237,000	9,502,000
Total Capital	2,404,339	9,237,000	9,502,000
Total Appropriations	79,576,447	86,911,995	94,818,584

Budget Overview

In 2020, the City was projecting significant revenue loss due to the economic impacts of COVID-19. As a result, the General Fund support to the Seattle Public Library (SPL) was reduced by \$5.8 million in the 2021 Adopted Budget (10% of the SPL General Fund budget). SPL was able to partially offset this reduction with 2019 Library Levy resources primarily designated to expand operating hours. Because of COVID-19, the budget assumed that library branches would not fully reopen until summer 2021.

Seattle Public Library

Library services have been significantly modified in 2021. In early 2021, the Central Library and many branches continued Curbside Pickup Service and/or book returns, with remaining staff working in the other branches to process materials for Curbside Services and Mobile Services or offering virtual services, programming and online customer services. In addition, five branches provided access to restrooms to help support the insecurely housed.

As COVID-19 vaccinations became available and public health guidance changed, SPL was able to move to reopening the Central Library and library branches in a limited capacity. Due to the significant modifications in Library services in 2020 and 2021, SPL has budget savings that will be used in 2022 to support operations. In total \$700,000 from current and prior year budgets will be used to support SPL operations in 2022.

In addition to the budget savings of \$700,000, the 2022 Proposed Budget includes \$5.1 million in General Fund support to fully restore the \$5.8 million operating reduction. This funding will allow SPL to return to pre-pandemic operating hours as well as expand operating hours as outlined in the 2019 Library Levy.

In addition to fully restoring operating hours, the funding restores the labor budgets for circulation staff, special collections, technology, and community partnerships. The restoration of funding also supports the budget for books and materials.

Incremental Budget Changes

Seattle Public Library

	Dollars	FTE
2022 Beginning Budget	86,389,995	-
Baseline		
Baseline Adjustments for Personnel Costs	43,764	-
Reconciliation with 2021 Adopted Central Cost Manual	-	-
Update Capital Master Projects	-	-
Proposed Operating		
Restore Operating Budget	5,797,000	-
Proposed Capital		
Increase Capital Budget	362,000	-
SPL Energy Efficiency for Municipal Buildings	425,000	-
Proposed Technical		
Align 2012 Library Levy to Spending Plan	(138,000)	-
Align 2019 Library Levy to Spending Plan	893,000	-
Citywide Adjustments for Standard Cost Changes	961,825	-
Fund Balancing	-	-
Language Premium Staff Stipend	84,000	-
Revenue Adjustments	-	-
Total Incremental Changes	\$8,428,589	-
Total 2022 Proposed Budget	\$94,818,584	-

Seattle Public Library

Description of Incremental Budget Changes

Baseline

Baseline Adjustments for Personnel Costs

Expenditures \$43,764

This change adjusts appropriations to restore the annual wage increase for non-represented Executives, Managers and Strategic Advisors, which was forgone in 2021 due to financial constraints.

Reconciliation with 2021 Adopted Central Cost Manual

Expenditures -

This is a budget neutral technical change to align budget with the Central Cost Manual.

Update Capital Master Projects

Expenditures -

This is a budget neutral technical change to update the Capital Improvement Program (CIP) master projects.

Proposed Operating

Restore Operating Budget

Expenditures \$5,797,000

This item restores \$5.1 million in General Fund resources for SPL operations, and uses \$700,000 in SPL fund balances to bring the operating budget back to pre-pandemic levels. Due to projected declines in General Fund revenues, the 2021 Adopted Budget included a \$5.8 million reduction in General Fund resources for the SPL budget. Because of COVID-19, library services in 2021 were disrupted and branches remained closed in early 2021 aside from providing curbside services and restroom services at some branches. Branches started reopening in spring 2021, and fully reopened in September 2021. Due to both the service disruptions, and the influx of federal resources, the SPL budget will not be fully spent in 2021. This allows SPL to use \$700,000 in unspent resources in 2022 to support operations, reducing the need for General Fund support by the same amount.

Proposed Capital

Increase Capital Budget

Expenditures \$362,000

This item allocates additional Real Estate Excise Tax (REET) funding to support seismic retrofit projects at Library's highest-risk Carnegie-era branches. The 2019 Library Levy includes funding for seismic projects at the Green Lake, Columbia, and University Branches. The REET revenues plays a vital role in supporting projects that are beyond the scope of the Library's levy including building upgrades that would be considerably less expensive if performed concurrent with the seismic work.

SPL Energy Efficiency for Municipal Buildings

Expenditures \$425,000

This item includes funding for energy efficient projects in municipal buildings. The funding will be allocated to energy efficient projects at the Green Lake and Broadview library branches. This funding is part the Municipal Energy

Seattle Public Library

Efficiency Project (MEEP), a citywide capital project spanning multiple departments to improve building energy efficiency in City-owned facilities.

Proposed Technical

Align 2012 Library Levy to Spending Plan

Expenditures	\$(138,000)
--------------	-------------

This is a technical adjustment to bring the beginning balance for Fund 18100 into alignment with the spending plan associated with the voter approved 2012 Library Levy.

Align 2019 Library Levy to Spending Plan

Expenditures	\$893,000
--------------	-----------

This is a technical adjustment to bring the beginning balance for Fund 18200 into alignment with the spending plan associated with the voter approved 2019 Library Levy.

Citywide Adjustments for Standard Cost Changes

Expenditures	\$961,825
--------------	-----------

Citywide technical adjustments made in the baseline phase reflect changes to internal services costs, including rates from the Department of Finance & Administrative Services, Seattle Information Technology Department, Seattle Department of Human Resources, and for healthcare, retirement and industrial insurance charges for the department. These adjustments reflect initial assumptions about these costs and inflators early in the budget process. The largest change in is the health care bill (\$708,000) as SPL restores staffing levels.

Fund Balancing

Revenues	\$542,000
----------	-----------

This is a technical item to record a fund balancing entries for the Library Fund (10410), the 2012 Library Levy Fund (18100), and the 2019 Library Levy Fund (18200).

Language Premium Staff Stipend

Expenditures	\$84,000
--------------	----------

This item increases ongoing appropriation authority for language services stipends. Per the Coalition of City Unions collective bargaining agreement, City employees who are multilingual and provide language services, such as interpretation and translation, to communicate with clients and/or other employees in business-related situations are now eligible for a monthly language premium stipend. The amounts in the 2022 budget are estimates based on the eligible employees from 2021.

Revenue Adjustments

Revenues	\$6,477,589
----------	-------------

SPL generated revenues are projected to chart a slow recovery during 2022. As the economy recovers different elements of our enterprise revenues are projected to recover at different rates, with private event rentals expected to experience the slowest recovery. SPL contracted with a new vendor to deaccession books and materials, which is expected to generate \$60,000 for 2022. This item also reflects an increase in collection of levy property tax revenues and interest earnings for 2022.

Seattle Public Library

Expenditure Overview

	2020 Actuals	2021 Adopted	2022 Proposed
Appropriations			
SPL - BC-PL-B3000 - Capital Improvements			
18100 - 2012 Library Levy Fund	387,771	-	-
18200 - 2019 Library Levy Fund	1,094,277	8,837,000	8,215,000
30010 - REET I Capital Fund	922,291	400,000	1,287,000
Total for BSL: BC-PL-B3000	2,404,339	9,237,000	9,502,000
SPL - BO-PL-B1ADM - Administrative/Support Service			
10410 - Library Fund	9,177,501	9,227,667	10,102,821
18100 - 2012 Library Levy Fund	462,115	-	-
18200 - 2019 Library Levy Fund	1,925,402	3,115,537	3,153,185
Total for BSL: BO-PL-B1ADM	11,565,018	12,343,204	13,256,006
SPL - BO-PL-B2CTL - Chief Librarian's Office			
10410 - Library Fund	680,566	562,806	536,962
18200 - 2019 Library Levy Fund	259	100,000	100,000
Total for BSL: BO-PL-B2CTL	680,826	662,806	636,962
SPL - BO-PL-B4PUB - Library Program and Services			
10410 - Library Fund	42,197,982	41,869,199	47,461,094
18100 - 2012 Library Levy Fund	719,544	138,000	-
18200 - 2019 Library Levy Fund	16,292,575	18,462,854	19,310,475
Total for BSL: BO-PL-B4PUB	59,210,101	60,470,053	66,771,569
SPL - BO-PL-B5HRS - Human Resources			
10410 - Library Fund	2,175,505	2,556,715	2,814,228
18200 - 2019 Library Levy Fund	3,044	7,500	7,500
Total for BSL: BO-PL-B5HRS	2,178,549	2,564,215	2,821,728
SPL - BO-PL-B7STR - Institutional & Strategic Advancement			
10410 - Library Fund	1,359,935	977,608	1,165,480
18100 - 2012 Library Levy Fund	18,000	-	-
18200 - 2019 Library Levy Fund	624,248	657,109	664,840
Total for BSL: BO-PL-B7STR	2,002,183	1,634,717	1,830,320
SPL - BO-PL-B9LA - Leadership and Administration			
10410 - Library Fund	1,320,055	-	-
18100 - 2012 Library Levy Fund	215,376	-	-
Total for BSL: BO-PL-B9LA	1,535,431	-	-

Seattle Public Library

Department Total	79,576,447	86,911,995	94,818,584
-------------------------	-------------------	-------------------	-------------------

** FTE totals are provided for informational purposes only. Changes in FTEs resulting from City Council or Human Resources Director actions outside of the budget process may not be detailed here*

Budget Summary by Fund Seattle Public Library

	2020 Actuals	2021 Adopted	2022 Proposed
10410 - Library Fund	56,911,543	55,193,995	62,080,584
18100 - 2012 Library Levy Fund	1,802,806	138,000	-
18200 - 2019 Library Levy Fund	19,939,806	31,180,000	31,451,000
30010 - REET I Capital Fund	922,291	400,000	1,287,000
Budget Totals for SPL	79,576,447	86,911,995	94,818,584

Seattle Public Library

Revenue Overview

2022 Estimated Revenues

Account Code	Account Name	2020 Actuals	2021 Adopted	2022 Proposed
330020	Intergov-Revenues	-	26,050	26,050
331110	Direct Fed Grants	186,024	-	-
334010	State Grants	20,863	-	-
335060	Judicial Salary Contrib-State	20	-	-
341050	Word Proc/Printing/Dupl Svcs	25,825	135,000	100,000
350130	Library Fines and Fees	89,530	140,250	120,000
360290	Parking Fees	15,701	225,000	175,000
360300	St Space Facilities Rentals	19,414	93,500	50,000
360340	Concession Proceeds	989	1,750	1,500
360380	Sale Of Junk Or Salvage	12,948	-	60,000
360900	Miscellaneous Revs-Other Rev	8	1,500	1,500
397010	Operating Transfers In	57,000,693	54,301,685	60,491,274
Total Revenues for: 10410 - Library Fund		57,372,016	54,924,735	61,025,324
400000	Use of/Contribution to Fund Balance	-	269,260	1,055,260
Total Resources for:10410 - Library Fund		57,372,016	55,193,995	62,080,584
311010	Real & Personal Property Taxes	189,745	-	30,000
360010	Investment Interest	-	-	20,000
Total Revenues for: 18100 - 2012 Library Levy Fund		189,745	-	50,000
400000	Use of/Contribution to Fund Balance	-	138,000	(50,000)
Total Resources for:18100 - 2012 Library Levy Fund		189,745	138,000	-
311010	Real & Personal Property Taxes	29,562,506	30,675,000	30,982,000
360010	Investment Interest	-	100,000	120,000
Total Revenues for: 18200 - 2019 Library Levy Fund		29,562,506	30,775,000	31,102,000
400000	Use of/Contribution to Fund Balance	-	405,000	349,000
Total Resources for:18200 - 2019 Library Levy Fund		29,562,506	31,180,000	31,451,000
Total SPL Resources		87,124,267	86,511,995	93,531,584

Seattle Public Library

Appropriations by Budget Summary Level and Program

SPL - BC-PL-B3000 - Capital Improvements

The purpose of The Seattle Public Library Major Maintenance Budget Summary Level is to provide major maintenance to Library facilities, which include the Central Library and all branch libraries, to help ensure building integrity and improve functionality for patrons and staff.

Program Expenditures	2020 Actuals	2021 Adopted	2022 Proposed
Capital Improvements	2,404,339	9,237,000	3,120,000
IT Infrastructure	-	-	6,382,000
Total	2,404,339	9,237,000	9,502,000

**FTE totals are provided for informational purposes only. Changes in FTEs resulting from City Council or Human Resources Director actions outside of the budget process may not be detailed here*

The following information summarizes the programs in Capital Improvements Budget Summary Level:

Capital Improvements

The purpose of the Capital Improvements program is to support the delivery of capital improvements.

Expenditures/FTE	2020 Actuals	2021 Adopted	2022 Proposed
Capital Improvements	2,404,339	9,237,000	3,120,000

IT Infrastructure

Expenditures/FTE	2020 Actuals	2021 Adopted	2022 Proposed
IT Infrastructure	-	-	6,382,000

SPL - BO-PL-B1ADM - Administrative/Support Service

The purpose of the Administrative Services Program is to support the delivery of library services to the public.

Program Expenditures	2020 Actuals	2021 Adopted	2022 Proposed
Administrative Services	385,941	409,788	522,157
Business Office	1,747,247	1,603,119	1,653,980
Event Services	530,087	562,327	730,411

Seattle Public Library

FAC Services	8,901,743	9,767,970	10,349,458
Total	11,565,018	12,343,204	13,256,006

**FTE totals are provided for informational purposes only. Changes in FTEs resulting from City Council or Human Resources Director actions outside of the budget process may not be detailed here*

The following information summarizes the programs in Administrative/Support Service Budget Summary Level:

Administrative Services

The purpose of the Administrative Services Program is to support the delivery of library services to the public.

	2020	2021	2022
Expenditures/FTE	Actuals	Adopted	Proposed
Administrative Services	385,941	409,788	522,157

Business Office

The purpose of the Business Office Program is to support the delivery of administrative services.

	2020	2021	2022
Expenditures/FTE	Actuals	Adopted	Proposed
Business Office	1,747,247	1,603,119	1,653,980

Event Services

The purpose of the Events Services Program is to support Library-hosted as well as private events and programs in order to make Library facilities and meeting rooms more available to the public.

	2020	2021	2022
Expenditures/FTE	Actuals	Adopted	Proposed
Event Services	530,087	562,327	730,411

FAC Services

The purpose of the FAC Services Program is to maintain and secure the Library's buildings and grounds so that library services are delivered in safe, secure, clean, well-functioning and comfortable environments.

	2020	2021	2022
Expenditures/FTE	Actuals	Adopted	Proposed
FAC Services	8,901,743	9,767,970	10,349,458

SPL - BO-PL-B2CTL - Chief Librarian's Office

The purpose of the Chief Librarian's Office is to provide leadership for the Library in implementing the policies and strategic direction set by the Library Board of Trustees, and in securing the

Seattle Public Library

necessary financial resources to operate the Library in an effective and efficient manner. The Chief Librarian's Office serves as the primary link between the community and the Library, and integrates community needs and expectations with Library resources and policies.

Program Expenditures	2020 Actuals	2021 Adopted	2022 Proposed
Chief Librarian's Office	680,826	662,806	636,962
Total	680,826	662,806	636,962

**FTE totals are provided for informational purposes only. Changes in FTEs resulting from City Council or Human Resources Director actions outside of the budget process may not be detailed here*

SPL - BO-PL-B4PUB - Library Program and Services

The purpose of the Library Programs and Services Division is to provide services, materials, and programs that benefit and are valued by Library patrons. Library Programs and Services provides technical and collection services and materials delivery systems to make Library resources and materials accessible to all patrons.

Program Expenditures	2020 Actuals	2021 Adopted	2022 Proposed
Collections and Access	17,478,874	18,069,421	19,511,758
Information Technology	5,052,461	5,287,228	5,790,396
Public Services	36,678,765	37,113,404	41,469,416
Total	59,210,101	60,470,053	66,771,569

**FTE totals are provided for informational purposes only. Changes in FTEs resulting from City Council or Human Resources Director actions outside of the budget process may not be detailed here*

The following information summarizes the programs in Library Program and Services Budget Summary Level:

Collections and Access

The purpose of the Collection and Access Services Program is to make library books, materials, databases, downloadable materials, and the library catalog available to patrons and to provide a delivery system that makes Library materials locally available.

Expenditures/FTE	2020 Actuals	2021 Adopted	2022 Proposed
Collections and Access	17,478,874	18,069,421	19,511,758

Information Technology

The purpose of the Information Technology Program is to provide public and staff technology, data processing infrastructure and services.

Seattle Public Library

	2020	2021	2022
Expenditures/FTE	Actuals	Adopted	Proposed
Information Technology	5,052,461	5,287,228	5,790,396

Public Services

The purpose of the Library Programs and Services Program is to administer public services, programs, and collection development and access.

	2020	2021	2022
Expenditures/FTE	Actuals	Adopted	Proposed
Public Services	36,678,765	37,113,404	41,469,416

SPL - BO-PL-B5HRS - Human Resources

The purpose of Human Resources is to provide responsive and equitable services, including human resources policy development, recruitment, classification and compensation, payroll, labor and employee relations, volunteer services, and staff training services so that the Library maintains a productive and well-supported work force.

Program Expenditures	2020	2021	2022
	Actuals	Adopted	Proposed
Human Resources	2,178,549	2,564,215	2,821,728
Total	2,178,549	2,564,215	2,821,728

**FTE totals are provided for informational purposes only. Changes in FTEs resulting from City Council or Human Resources Director actions outside of the budget process may not be detailed here*

SPL - BO-PL-B7STR - Institutional & Strategic Advancement

The purpose of the Institutional and Strategic Advancement division is to provide planning and support functions, including strategic analysis, government relations, community partnerships and external and internal communication, to help the City Librarian shape the strategic direction, work and culture of the Library in pursuit of its mission. The division ensures that the public is informed about services and programs offered by the Library.

Program Expenditures	2020	2021	2022
	Actuals	Adopted	Proposed
Institutional & Strategic Adva	2,002,183	-	-
Institutional & Strategic Advancement	-	1,634,717	1,830,320
Total	2,002,183	1,634,717	1,830,320

**FTE totals are provided for informational purposes only. Changes in FTEs resulting from City Council or Human Resources Director actions outside of the budget process may not be detailed here*

The following information summarizes the programs in Institutional & Strategic Advancement Budget Summary Level:

Seattle Public Library

Institutional & Strategic Adva

The purpose of the Institutional & Strategic Advancement Program is to assist in the administration of Library operations and play an essential role in shaping the strategic direction, work and culture of the Library.

Expenditures/FTE	2020 Actuals	2021 Adopted	2022 Proposed
Institutional & Strategic Adva	2,002,183	-	-

Institutional & Strategic Advancement

The purpose of the Institutional & Strategic Advancement Program is to assist in the administration of Library operations and play an essential role in shaping the strategic direction, work and culture of the Library.

Expenditures/FTE	2020 Actuals	2021 Adopted	2022 Proposed
Institutional & Strategic Advancement	-	1,634,717	1,830,320

SPL - BO-PL-B9LA - Leadership and Administration

#N/A

Program Expenditures	2020 Actuals	2021 Adopted	2022 Proposed
Citywide Indirect Costs	1,535,431	-	-
Total	1,535,431	-	-

**FTE totals are provided for informational purposes only. Changes in FTEs resulting from City Council or Human Resources Director actions outside of the budget process may not be detailed here*

Department of Education and Early Learning

Dwane Chappelle, Director

(206) 233-5118

www.seattle.gov/education

Department Overview

The mission of the Department of Education and Early Learning (DEEL) is to transform the lives of Seattle's children, youth, and families through strategic investments in education. DEEL lives its mission by investing in equitable education opportunities, high-quality learning environments, and student and family supports. DEEL investments contribute to four department results for all Seattleites: (1) families have access to affordable, quality childcare, (2) children are kindergarten ready, (3) students graduate high school college and career ready, (4) students attain a postsecondary degree, credential, or certificate.

DEEL investments span prenatal-to-postsecondary and weave together a continuum of supports for children, youth, and families that address educational opportunity gaps and disparities. By braiding and blending resources from the Families, Education, Preschool, and Promise (FEPP) Levy, the Sweetened Beverage Tax (SBT), the City's General Fund, and the Early Childhood Education and Assistance Program (ECEAP), DEEL stewards direct-service programs, contracts with community-based and institutional partners, and provides quality teaching and professional development supports to service providers.

DEEL builds linkages across the youth-service continuum, and partnership is at the core of all we do. DEEL's Child Care Assistance Program (CCAP) and the Seattle Preschool Program (SPP) are implemented in partnership with a network of community-based child care and early education providers including the Seattle Public School District. School Based Health Centers are implemented in partnership with Public Health Seattle—King County, Seattle Public School District, and community-based health care providers. Finally, the Seattle Promise Program is made possible through partnerships with the Seattle Colleges and Seattle Public School District. Indeed, DEEL's approach to education investments depends on collective impact.

DEEL uses a results-based accountability framework and performance monitoring to track progress toward outcomes. DEEL also convenes an Oversight Committee to monitor and advise of FEPP Levy investments, as well as regularly attends and presents to the SBT Community Advisory Board.

Budget Snapshot

	2020 Actuals	2021 Adopted	2022 Proposed
Department Support			
General Fund Support	11,029,643	11,402,929	16,068,888
Other Funding - Operating	79,721,594	93,059,985	107,194,661
Total Operations	90,751,237	104,462,913	123,263,549
Total Appropriations	90,751,237	104,462,913	123,263,549
 Full-Time Equivalents Total*	 110.50	 110.50	 117.50

* FTE totals are provided for informational purposes only. Changes in FTEs resulting from City Council or Human Resources Director actions outside of the budget process may not be detailed here

Department of Education and Early Learning

Budget Overview

DEEL implements its mission to support Seattle's children by leveraging its funding from the FEPP Levy; the City's General Fund; Sweetened Beverage Tax (SBT) revenues; federal, state, and private grants; and partnerships with other City departments. The 2022 Proposed Budget allocates federal resources to support expansion of the Seattle Promise program and to provide additional stabilization grants to child care providers. The budget also continues funding for the Black, Indigenous and People of Color (BIPOC) investments recommended by the Equitable Communities Initiative (ECI) Task Force and continues funding for a Prenatal-3 grant program. The 2022 Proposed Budget also adds staffing capacity to DEEL to support the department's expanded portfolio of work. Key investments are highlighted below and more detailed information can be found in the incremental changes section.

Seattle Promise

The City of Seattle is receiving approximately \$232 million in federal Coronavirus Local Fiscal Recovery Funds (CLFR), which will be awarded in two tranches. The first tranche, appropriated in 2021 through Ord 126371, included an allocation of \$4 million to expand the Seattle Promise program. The 2022 Proposed Budget includes an additional \$6.7 million in CLFR funds for Seattle Promise to bring the total investment to \$10.7 million. The funding is part of the Seattle Rescue Plan 3 (SRP3). See the Seattle Rescue Plan section of this 2022 Budget Book for more information on SRP3.

The federal funding is directed to alleviate impacts on students during COVID-19 and to support new partnerships with the University of Washington and extended tuition and program supports at Seattle Colleges. Funds will offer additional college preparation and persistence support for recent public high school graduates, particularly students of color, participating in the program. Funds will also bolster Promise scholar pathways to college completion through a new partnership with the University of Washington and extended tuition and program supports at Seattle Colleges. New federal funding and partnerships will address educational equity toward three key program outcomes: student preparation for college-level coursework, retention in college, and completion of certificate, credential, degree or transfer to four-year institution.

Equitable Communities Initiative

In late 2020, the Mayor convened the Equitable Communities Initiative (ECI) Task Force. The task force was charged with developing strategies that begin to address the disparities caused by years of disinvestment in communities of color. From December 2020 to June 2021, the Task Force of 26 community leaders met weekly for more than 60 cumulative hours in over 30 meetings. The task force recommendations, released in June 2021, included \$6 million for an Equity and Cultural Education Fund. The ECI task force funding was appropriated in 2021 through Ord 126401.

The 2022 Proposed Budget includes ongoing funding of \$6 million for the Equity and Cultural Education Fund, including \$2 million to be targeted to cultural education. The appropriation for the fund is split between DEEL (\$4 million) and ARTS (\$2 million). The two departments will jointly run a competitive process to award the funding to community organizations. A small portion of the funding will support administrative and programmatic costs for the City departments.

Child Care

The COVID-19 pandemic highlighted challenges in the child care system, including affordability and access for families. The onset of COVID-19, with new guidelines for health, safety, and class ratios has increased the burden of providers to operate safely while maintain financial solvency. There has been recognition at the national, regional and local level that the child care sector is both crucial to keeping our economy functioning during COVID-19 and particularly vulnerable financially.

There are significant investments being made in child care at the state, regional, and local levels of government. Some of the investments include funding for child care facilities, provider stabilization grants, and expanded eligibility for the State's Working Connections Child Care (WCCC) program. In addition, the recently renewed King

Department of Education and Early Learning

County Best Starts for Kids Levy includes funding for a new Countywide child care subsidy program which is expected to be implemented in mid-2022.

The City of Seattle allocated federal funding in 2021 for investments in child care facilities (\$5 million), one-time bonus payments for child care workers (\$3 million), and child care provider stabilization grants (\$2.4 million). The 2022 Proposed Budget includes additional federal funding for child care stabilization grants (\$2.4 million). These funds will be used to address the economic hardship child care providers and their employees experienced due to a loss of income, layoffs, and reduced work hours because of the COVID-19 crisis. Two populations are eligible for assistance: 1) licensed child care providers (both centers and family child care homes); and 2) family, friend, and neighbor (FFN) providers.

Incremental Budget Changes

Department of Education and Early Learning

	Dollars	FTE
2021 Adopted Budget	104,462,913	110.50
Baseline		
Align Budget to Central Cost Manual	(196,810)	-
Baseline Adjustments for Personnel Costs	153,483	-
Contract Inflation	130,465	-
FEPP Funding Source Update	-	-
Grants Funding Source Code Changes	-	-
Remove 2021 One-Time Adds	(2,117,000)	-
Proposed Operating		
Child Care Stabilization Grants Expansion	2,400,000	-
Continue Prenatal to Three Grant program	1,500,000	-
Data and Evaluation Analyst	151,701	1.00
Equitable Communities Initiative - Education	4,000,000	1.00
Seattle Promise Additional Support	6,757,891	-
Senior Finance Analyst	141,608	1.00
Proposed Technical		
Balancing	-	-
Citywide Adjustments for Standard Cost Changes	(91,328)	-
Early Childhood Education and Assistance (ECEAP) Grant Increase	505,496	-
Early Learning Budget Technical Adjustments	-	-
Early Learning FEPP Spending Plan Alignment	3,821,608	-
ECEAP Budget Adjustments	-	-
K-12 FEPP Spending Plan Alignment	1,285,212	-
Language Premium Staff Stipend	2,400	-
Leadership and Admin FEPP Spending Plan Alignment	31,040	-
Post-secondary FEPP Spending Plan Alignment	307,324	-

Department of Education and Early Learning

Revenue Adjustments	-	-
Second Quarter Supplemental Budget Ongoing Items	17,545	4.00
Sweetened Beverage Tax Funding Source Cleanup	-	-
Total Incremental Changes	\$18,800,635	7.00
Total 2022 Proposed Budget	\$123,263,549	117.50

Description of Incremental Budget Changes

Baseline

Align Budget to Central Cost Manual

Expenditures \$(196,810)

This is a technical change to align the 2022 baseline budget to the 2021 adopted central cost manual.

Baseline Adjustments for Personnel Costs

Expenditures \$153,483

This change adjusts appropriations to restore the annual wage increase for non-represented Executives, Managers and Strategic Advisors, which was forgone in 2021 due to financial constraints.

Contract Inflation

Expenditures \$130,465

This is a technical baseline change to include an inflationary adjustment on General Fund and Sweetened Beverage Tax (SBT) contracts.

FEPP Funding Source Update

Expenditures -
Revenues -

This is a technical change to update the funding source code for the Families Education Preschool and Promise Levy (FEPP) from funding source code FEPP21 to FEPP22.

Grants Funding Source Code Changes

Expenditures -
Revenues -

This is a technical change to update the funding source codes for the Early Childhood Education and Assistance Program (ECEAP) grant.

Remove 2021 One-Time Adds

Expenditures \$(2,117,000)

This is a technical change to remove one-time budget adds from the baseline budget. The adjustments include removing Sweetened Beverage Tax (SBT) funding for the Prenatal-3 grant program, and making a technical

Department of Education and Early Learning

adjustment to the Families and Education Levy (FEL) budget. The SBT funding for the Prenatal-3 grant program is continued and described in the proposed budget changes below. The 2021 Adopted Budget included an appropriation increase for the FEL Levy, but the budget increase was duplicative as the FEL budget authority automatically carries forward from one year to the next.

Proposed Operating

Child Care Stabilization Grants Expansion

Expenditures	\$2,400,000
--------------	-------------

The change request allocates \$2.4M in CLFR federal funds to expand the child care stabilization grant program that began in 2020. These funds will be used to address the economic hardship child care providers and their employees experienced due to a loss of income, layoffs, and reduced work hours because of the COVID-19 crisis. Two populations are defined for assistance: 1) licensed child care providers (both centers and family child care homes); and 2) family, friend, and neighbor (FFN) providers.

Continue Prenatal to Three Grant program

Expenditures	\$1,500,000
--------------	-------------

This item continues funding the Prenatal-3 grant program which was included in the 2021 Adopted Budget as a one-time investment. This program provides funding to community-based organizations that specialize in high-quality prenatal-to-three and kindergarten readiness services that seek to reduce disparities in outcomes for children based on race, gender, or other socioeconomic factors. Priority is given to organizations that offer culturally and linguistically relevant services and outreach, as well as those led by people of color and serving communities of color and/or low-income communities. This ongoing funding has been recommended by the Sweetened Beverage Tax Community Advisory Board and the program is funded with the Sweetened Beverage Tax (SBT).

Data and Evaluation Analyst

Expenditures	\$151,701
Position Allocation	1.00

This item adds 1.0 FTE K-12 data analyst to communicate K-12 investment accomplishments and show the collective impact of K-12 investments on student outcomes. This position will involve gathering and analyzing data from various data sources (education and finance) to create internal and external dashboards to inform planning, continuous improvements, and ensure progress is being made to reach department goals and results.

Equitable Communities Initiative - Education

Expenditures	\$4,000,000
Position Allocation	1.00

This item continues funding for an Equity and Cultural Education Fund. As part of the Equitable Communities Initiative (ECI), the education workgroup recommended \$6 million to establish an Equity and Cultural Education Fund, with \$2 million specified for cultural education annually. The Fund is designed to benefit BIPOC youth impacted by systemic inequities in education. The appropriation for the fund is split between DEEL (\$4 million) and ARTS (\$2 million). Some of the funding will support administrative costs to operate the program.

Activities supported by the Fund include:

1. Youth leadership and cultural education
2. Family support and engagement
3. Educator diversity and professional/organizational development

Department of Education and Early Learning

Participants in these activities may be youth, families, educators, and/or community-based organizations. While the Fund prioritizes BIPOC-led community-based organizations and sole proprietors, it does not preclude partnerships with formal education systems and institutions. Funds may also be used to support organizational development for BIPOC-led non-profits and evaluation activities.

Seattle Promise Additional Support

Expenditures	\$6,757,891
--------------	-------------

This item includes the second appropriation of federal Coronavirus State and Local Fiscal Recovery Funds (CLFR) for the Seattle Promise program. In total (and including funds previously allocated in 2021), \$10.7 million in CLFR funding is allocated to Seattle Promise to address impacts on students during COVID-19 and to support new partnerships with the University of Washington and extended tuition and program supports at Seattle Colleges. Funds will offer additional college preparation and persistence support for recent public high school graduates, particularly students of color, participating in the program. Proposed funds will also bolster Promise scholar pathways to college completion through a new partnership with the University of Washington and extended tuition and program supports at Seattle Colleges. New federal funding and partnerships will address educational equity toward three key program outcomes: student preparation for college-level coursework, retention in college, and completion of certificate, credential, degree or transfer to four-year institution.

Senior Finance Analyst

Expenditures	\$141,608
Position Allocation	1.00

This item adds 1.0 FTE Senior Finance Analyst position to provide general financial and accounting support to both the DEEL finance and accounting units to meet the growing body of work stemming from new programming and associated funding. This position will provide financial management, grants monitoring, and accounting support for all of DEEL's investments.

Proposed Technical

Balancing

Revenues	\$(1,840,042)
----------	---------------

This is a technical item to record fund balancing entries for DEEL levy funds.

Citywide Adjustments for Standard Cost Changes

Expenditures	\$(91,328)
--------------	------------

Citywide technical adjustments made in the baseline phase reflect changes to internal services costs, including rates from the Department of Finance & Administrative Services, Seattle Information Technology Department, Seattle Department of Human Resources, and for healthcare, retirement and industrial insurance charges for the department. These adjustments reflect initial assumptions about these costs and inflators early in the budget process.

Early Childhood Education and Assistance (ECEAP) Grant Increase

Expenditures	\$505,496
--------------	-----------

This item reflects an increase in the ECEAP preschool grant program in recognition of the additional funds received to support complex needs and to implement summer programming. The City administers the Washington State ECEAP grant which provides high-quality preschool services to low income (110% FPL) families in Seattle.

Department of Education and Early Learning

Additionally, the state added funds to expand programming into the summer to reduce learning loss caused by COVID.

Early Learning Budget Technical Adjustments

Expenditures -

This is a budget neutral technical change request to align budget to the appropriate accounting activities.

Early Learning FEPP Spending Plan Alignment

Expenditures \$3,821,608

This item is a technical change to align the 2021 Proposed Budget with the Families, Education, Preschool and Promise (FEPP) Levy Implementation & Evaluation Plan, and adjust for Seattle Preschool Program projected tuition collection. The plan includes a 7-year program budget summary and is based on cost model projections that include non-labor inflation, labor cost changes and other programmatic changes. For the 2021-2022 school year, DEEL anticipates adding six new Seattle Preschool Program classrooms and three family child care sites. DEEL is also adding staffing to support program growth.

ECEAP Budget Adjustments

Expenditures -

This is a budget neutral Change Request for the ECEAP grant to better align project and activity budget items to their appropriate use.

K-12 FEPP Spending Plan Alignment

Expenditures \$1,285,212

This item is a technical change to align the 2021 Proposed Budget with the Families, Education, Preschool and Promise (FEPP) Levy Implementation & Evaluation Plan. The plan includes a 7-year program budget summary and is based on cost model projections that include non-labor inflation, labor cost changes and other programmatic changes.

Language Premium Staff Stipend

Expenditures \$2,400

This item increases ongoing appropriation authority for language services stipends. Per the Coalition of City Unions collective bargaining agreement, City employees who are multilingual and provide language services, such as interpretation and translation, to communicate with clients and/or other employees in business-related situations are now eligible for a monthly language premium stipend. The amounts in the 2022 budget are estimates based on the eligible employees from 2021.

Leadership and Admin FEPP Spending Plan Alignment

Expenditures \$31,040

This item is a technical change to align the 2021 Proposed Budget with the Families, Education, Preschool and Promise (FEPP) Levy Implementation & Evaluation Plan. The plan includes a 7-year program budget summary and is based on cost model projections that include non-labor inflation, labor cost changes and other programmatic changes.

Department of Education and Early Learning

Post-secondary FEPP Spending Plan Alignment

Expenditures	\$307,324
--------------	-----------

This item is a technical change to align the 2021 Proposed Budget with the Families, Education, Preschool and Promise (FEPP) Levy Implementation & Evaluation Plan. The plan includes a 7-year program budget summary and is based on cost model projections that include non-labor inflation, labor cost changes and other programmatic changes.

Revenue Adjustments

Revenues	\$7,663,214
----------	-------------

This change request modifies DEEL's revenue budget associated with grants and the FEPP levy. These amounts tie to the proposed expenditure changes.

Second Quarter Supplemental Budget Ongoing Items

Expenditures	\$17,545
--------------	----------

Position Allocation	4.00
---------------------	------

This item adds four positions that were authorized during the 2021 Q2 Supplemental Budget and continues an appropriation increase to reflect an increase in the federal Upward Bound grant. The positions include two positions supporting the Seattle Promise program (A Strategic Advisor who will support program expansion and a Strategic Advisor who will support Data and Evaluation) and two positions supporting the Seattle Preschool Program ramp up (a Human Services Coordinator who supports enrollment and an Early Education Specialist Coach to support teachers).

Sweetened Beverage Tax Funding Source Cleanup

Expenditures	-
--------------	---

This is a budget neutral technical change request to remove the old funding source code (SWBEVTAX) which existed under the General Fund in the first year of the program.

Department of Education and Early Learning

Expenditure Overview

Appropriations	2020 Actuals	2021 Adopted	2022 Proposed
DEEL - BO-EE-IL100 - Early Learning			
00100 - General Fund	9,911,449	9,639,744	10,199,763
00155 - Sweetened Beverage Tax Fund	5,644,509	7,264,274	7,268,196
14000 - Coronavirus Local Fiscal Recovery Fund	-	-	2,400,000
17857 - 2011 Families and Education Levy	(396)	-	-
17861 - Seattle Preschool Levy Fund	484,723	-	-
17871 - Families Education Preschool Promise Levy	28,709,713	41,454,356	45,240,241
Total for BSL: BO-EE-IL100	44,749,997	58,358,374	65,108,201
DEEL - BO-EE-IL200 - K-12 Programs			
00100 - General Fund	978,753	1,211,195	4,858,740
17857 - 2011 Families and Education Levy	4,539,440	550,000	-
17871 - Families Education Preschool Promise Levy	25,985,786	32,074,134	33,395,060
Total for BSL: BO-EE-IL200	31,503,980	33,835,328	38,253,800
DEEL - BO-EE-IL300 - Post-Secondary Programs			
00100 - General Fund	1,388	-	-
00155 - Sweetened Beverage Tax Fund	4,871,404	-	-
14000 - Coronavirus Local Fiscal Recovery Fund	-	-	6,757,891
17871 - Families Education Preschool Promise Levy	3,289,570	5,212,088	5,524,097
Total for BSL: BO-EE-IL300	8,162,361	5,212,088	12,281,988
DEEL - BO-EE-IL700 - Leadership and Administration			
00100 - General Fund	138,054	551,990	1,010,384
00155 - Sweetened Beverage Tax Fund	381,549	543,946	548,274
17857 - 2011 Families and Education Levy	133,194	-	-
17861 - Seattle Preschool Levy Fund	14,461	-	-
17871 - Families Education Preschool Promise Levy	5,667,642	5,961,187	6,060,901
Total for BSL: BO-EE-IL700	6,334,899	7,057,123	7,619,560
Department Total	90,751,237	104,462,913	123,263,549
Department Full-Time Equivalents Total*	110.50	110.50	117.50

Department of Education and Early Learning

** FTE totals are provided for informational purposes only. Changes in FTEs resulting from City Council or Human Resources Director actions outside of the budget process may not be detailed here*

Budget Summary by Fund Department of Education and Early Learning

	2020 Actuals	2021 Adopted	2022 Proposed
00100 - General Fund	11,029,643	11,402,929	16,068,888
00155 - Sweetened Beverage Tax Fund	10,897,462	7,808,220	7,816,470
14000 - Coronavirus Local Fiscal Recovery Fund	-	-	9,157,891
17857 - 2011 Families and Education Levy	4,672,238	550,000	-
17861 - Seattle Preschool Levy Fund	499,183	-	-
17871 - Families Education Preschool Promise Levy	63,652,711	84,701,765	90,220,300
Budget Totals for DEEL	90,751,237	104,462,913	123,263,549

Department of Education and Early Learning

Revenue Overview

2022 Estimated Revenues

Account Code	Account Name	2020 Actuals	2021 Adopted	2022 Proposed
330020	Intergov-Revenues	-	501,282	518,827
331110	Direct Fed Grants	391,270	-	-
334010	State Grants	4,519,569	4,123,134	4,960,226
337080	Other Private Contrib & Dons	207,500	-	-
Total Revenues for: 00100 - General Fund		5,118,340	4,624,416	5,479,053
360010	Investment Interest	-	-	300,000
Total Revenues for: 17857 - 2011 Families and Education Levy		-	-	300,000
400000	Use of/Contribution to Fund Balance	-	550,000	(300,000)
Total Resources for:17857 - 2011 Families and Education Levy		-	550,000	-
341150	Private Reimbursements	(199,571)	-	-
360010	Investment Interest	-	-	100,000
Total Revenues for: 17861 - Seattle Preschool Levy Fund		(199,571)	-	100,000
400000	Use of/Contribution to Fund Balance	-	-	(100,000)
Total Resources for:17861 - Seattle Preschool Levy Fund		(199,571)	-	-
311010	Real & Personal Property Taxes	85,352,448	87,188,457	88,060,342
337080	Other Private Contrib & Dons	-	700,000	2,000,000
341150	Private Reimbursements	736,502	-	-
360010	Investment Interest	-	1,138,926	1,600,000
Total Revenues for: 17871 - Families Education Preschool Promise Levy		86,088,950	89,027,383	91,660,342
400000	Use of/Contribution to Fund Balance	-	(4,325,618)	(1,440,042)
Total Resources for:17871 - Families Education Preschool Promise Levy		86,088,950	84,701,765	90,220,300
Total DEEL Resources		91,007,718	89,876,181	95,699,353

Department of Education and Early Learning

Appropriations by Budget Summary Level and Program

DEEL - BO-EE-IL100 - Early Learning

The purpose of the Early Learning Budget Summary Level is to help children enter school ready to succeed, provide preschool teachers with resources and training, and assist Seattle families with gaining access to early learning resources.

Program Expenditures	2020 Actuals	2021 Adopted	2022 Proposed
Early Learning	44,749,997	58,358,374	65,108,201
Total	44,749,997	58,358,374	65,108,201
Full-time Equivalents Total*	60.50	61.50	63.50

**FTE totals are provided for informational purposes only. Changes in FTEs resulting from City Council or Human Resources Director actions outside of the budget process may not be detailed here*

DEEL - BO-EE-IL200 - K-12 Programs

The purpose of the K-12 Division Budget Summary Level is to manage K-12 investments.

Program Expenditures	2020 Actuals	2021 Adopted	2022 Proposed
K-12 Programs	31,503,980	33,835,328	38,253,800
Total	31,503,980	33,835,328	38,253,800
Full-time Equivalents Total*	17.00	17.00	18.00

**FTE totals are provided for informational purposes only. Changes in FTEs resulting from City Council or Human Resources Director actions outside of the budget process may not be detailed here*

DEEL - BO-EE-IL300 - Post-Secondary Programs

The purpose of the Post-Secondary Budget Summary Level is to help achieve the goal of the City's Education Action Plan that 70% of all student groups in Seattle Public Schools will go on to attain a post-secondary credential by the year 2030.

Program Expenditures	2020 Actuals	2021 Adopted	2022 Proposed
Post-Secondary Programs	8,162,361	5,212,088	12,281,988
Total	8,162,361	5,212,088	12,281,988
Full-time Equivalents Total*	1.00	1.00	3.00

Department of Education and Early Learning

**FTE totals are provided for informational purposes only. Changes in FTEs resulting from City Council or Human Resources Director actions outside of the budget process may not be detailed here*

DEEL - BO-EE-IL700 - Leadership and Administration

The purpose of the Leadership and Administration Budget Summary Level is to provide executive, community, financial, human resource, technology and business support to the Department of Education and Early Learning.

Program Expenditures	2020 Actuals	2021 Adopted	2022 Proposed
Citywide Indirect Costs	1,642,982	1,992,121	2,236,886
Departmental Indirect Costs	907,939	-	-
Divisional Indirect Costs	3,832,246	5,065,002	5,382,674
Pooled Benefits	(48,268)	-	-
Total	6,334,899	7,057,123	7,619,560
Full-time Equivalents Total*	32.00	31.00	33.00

**FTE totals are provided for informational purposes only. Changes in FTEs resulting from City Council or Human Resources Director actions outside of the budget process may not be detailed here*

The following information summarizes the programs in Leadership and Administration Budget Summary Level:

Citywide Indirect Costs

Expenditures/FTE	2020 Actuals	2021 Adopted	2022 Proposed
Citywide Indirect Costs	1,642,982	1,992,121	2,236,886

Departmental Indirect Costs

Expenditures/FTE	2020 Actuals	2021 Adopted	2022 Proposed
Departmental Indirect Costs	907,939	-	-
Full Time Equivalents Total	32.00	31.00	31.00

Divisional Indirect Costs

Expenditures/FTE	2020 Actuals	2021 Adopted	2022 Proposed
-------------------------	-------------------------	-------------------------	--------------------------

Department of Education and Early Learning

Divisional Indirect Costs	3,832,246	5,065,002	5,382,674
Full Time Equivalents Total	-	-	2.00

Pooled Benefits

	2020 Actuals	2021 Adopted	2022 Proposed
Expenditures/FTE			
Pooled Benefits	(48,268)	-	-

Human Services Department

Tanya Kim, Acting Director

(206) 386-1001

<http://www.seattle.gov/humanservices/>

Department Overview

The mission of the Human Services Department (HSD) is to connect people with resources and solutions during times of need, so all Seattle residents can live, learn, work, and take part in strong and healthy communities. HSD contracts with more than 170 community-based human service providers and administers programs to ensure Seattle residents have food and shelter, education and job opportunities, access to health care, opportunities to gain social and economic independence and success, and many more of life's basic necessities. HSD also serves King County as the Area Agency on Aging. HSD is committed to working with the community to provide appropriate and culturally relevant services.

Through the lens of racial equity, HSD supports programs, initiatives, and policies that address six investment impact areas:

1. Preparing Youth for Success
2. Supporting Affordability and Livability
3. Addressing Homelessness
4. Promoting Public Health
5. Supporting Safe Communities
6. Promoting Healthy Aging

HSD's work is funded by a variety of revenue sources, including federal, state, and inter-local grants, as well as the City's General Fund, Sweetened Beverage Tax Fund, Short Term Rental tax revenues, and the Payroll Tax Fund. External funding such as grants represent 34% of HSD's \$286.8 million 2022 Proposed Budget.

Budget Snapshot

	2020 Actuals	2021 Adopted	2022 Proposed
Department Support			
General Fund Support	140,353,528	174,950,659	171,268,800
Other Funding - Operating	116,369,289	126,524,611	115,557,548
Total Operations	256,722,817	301,475,270	286,826,348
Total Appropriations	256,722,817	301,475,270	286,826,348
 Full-Time Equivalents Total*	 385.75	 398.75	 389.25

** FTE totals are provided for informational purposes only. Changes in FTEs resulting from City Council or Human Resources Director actions outside of the budget process may not be detailed here*

Human Services Department

Budget Overview

The 2022 Proposed Budget for the Human Services Department (HSD) is \$286.8 million. The proposed budget prioritizes investments in addressing homelessness and community safety, and expanding programs for those who have disproportionately been affected by increases in violence and lack of access to healthcare. The 2021 Adopted Budget had a significant amount of one-time COVID-response related funding, and while that funding is no longer available, the 2022 Proposed Budget, using Coronavirus Local Fiscal Recovery (CLFR) funding and other resources, mitigates the service impacts to homelessness investments and makes a significant investment in permanent housing.

The proposed budget for the Human Services Department includes \$115 million in funding for addressing homelessness. Of this funding, 91% (\$104.2 million) will be transferred to the King County Regional Homelessness Authority (KCRHA) to support programs started by HSD that will become part of KCRHA's budget. The Mayor's office, HSD and KCRHA worked together to identify priorities and funding gaps in the current homelessness programs and address them in this budget. HSD is working closely with the KCRHA to ensure the Authority has in place the appropriate infrastructure to assume administration of 2022 contracts that fund homelessness services across the city.

Of note among all of the funded activities, the proposed budget prioritizes a new approach to the use of Federal Emergency Housing Vouchers by making support services available through on-going funding proposed in this budget and, as needed, from the Rapid Rehousing program. The Federal priority for these vouchers is to expand access to rental assistance to persons experiencing homelessness and thus facilitate access to stable housing. These vouchers are restricted to just rental assistance. By pairing supportive services with the voucher, housing becomes more accessible to people with a higher acuity of need, who may have a longer history of homelessness, who may be unsheltered, and for whom support services will help with stabilization and successful retention of housing.

In 2021, HSD invested one-time funding for COVID-19 pandemic response in opening new shelter and creating new housing options through an increase in funding to RRH. The proposed budget further prioritizes multi-year federal funding for the ongoing support of 24/7 non-congregate emergency shelters. One year of funding is also provided for the continued mitigation measures to prevent the spread of COVID-19 and ensure clients are safe.

HSD staff worked closely with the KCRHA to ensure that the 2022 Proposed Budget also reflects the priorities of the KCRHA through increased shelter options and improved throughput from shelter to housing. Separately, one-time capital funding for tiny home villages was awarded to the City as part of the State's 2021 budget process. To operationalize this \$2 million grant, the Mayor's proposed budget includes funding for the operations of these villages or other non-congregate emergency shelter. These proposed changes to the HSD budget are in addition to base funding for emergency shelters, case management, diversion, outreach, hygiene/day centers, homelessness prevention, and permanent supportive housing supportive services.

In 2021, the new Safe and Thriving Communities Division began operations to elevate the department's investments in community safety and violence prevention. The division includes three units: Community Safety, Crime Survivor Services, and the Mayor's Office on Domestic Violence and Sexual Assault (MODVSA). The 2022 Proposed Budget continues the investments in these programs by prioritizing investments in programs to help support survivors/victims of gender-based violence, adding two additional victim advocates, and renewing the Mayor's 2021 investment of \$10 million to continue community safety capacity building.

Continuing the investments proposed by the Equitable Communities Initiatives Task Force, the 2022 Proposed Budget sustains funding to reduce the disproportionate negative impacts of the criminal justice system and healthcare system on members of Black, Indigenous, and People of Color (BIPOC) communities. An additional \$1.5 million investment is proposed to reduce the disproportionate impacts of homelessness, domestic violence and sexual assault on American Indian/Alaska Native communities.

Additional changes within the HSD budget include one-time funding to transition COVID-19 pandemic related

Human Services Department

programs at food banks back to baseline levels.

The proposed budget allocates CLFR to HSD as part of Seattle Rescue Plan 3 (SRP3). SRP3 funds investments in emergency shelter and food support. See the Seattle Rescue Plan section of this 2022 Budget Book for more on SRP3.

Not included in the HSD budget, but related to HSD programs, the following items are being funded:

- In Finance General, a \$600,000 reserve has been created for finance support to HSD. Because of the department's dramatic budget growth, additional support is needed to ensure that the department is complying with Federal Grants requirements and City standards for accounting, budgeting and procurement processes.
- In 2022, \$200,000 of CRS-U funding will support tenant improvements and betterment costs associated with the Lake City expansion site of the Indian Health Board.
- In 2022, \$100,000 of CRS-U will support a youth home feasibility study for United Indians of All Tribes.

Incremental Budget Changes

Human Services Department

	Dollars	FTE
2021 Adopted Budget	301,475,270	398.75
Baseline		
Citywide Adjustments for Standard Cost Changes	896,046	-
Baseline Adjustments for Personnel Costs	225,946	-
Correction to Qwestica Baseline Total in Preparing Youth for Success BSL	8,050	-
Proposed Operating		
Funding for 6 Positions for King County Regional Homelessness Authority	811,244	-
Services to pair with Federal Emergency Housing Vouchers and other housing supportive services	6,000,000	-
Maintain Africatown Keiro Enhanced Shelter Units (125 units)	6,587,625	-
Maintain Salvation Army-SODO Enhanced Shelter units (241 units)	12,064,784	-
Services funding for non-congregate emergency shelter (120 units)	2,400,000	-
One-year of continued funding for COVID mitigation in shelters	3,660,559	-
Homelessness Team Position Abrogation for KCRHA Transition	-	(20.00)
Maintain Funding for (Muslim Housing Services) Transitional Housing	100,000	-
Seattle Housing Authority Partnership to Stable Housing via Outreach and Case Management	300,000	2.50
Continuation of Funding for Community Safety Capacity Building	10,000,000	-
Gender-Based Violence Victims Services	875,000	-
Two additional Victim Advocates	219,817	2.00
Funding for Services from agencies specializing in American Indian and Alaska Native populations	1,200,000	-
Investments to Address Hate Crimes	400,000	-
Regional Peacekeepers Collective	1,500,000	-

Human Services Department

Continued Funding for Crisis Connections One Call	403,030	-
Transfer LEAD Contract Budget to Safe and Thriving Communities Division	-	-
Domestic Violence Intervention Project (DVIP)	-	-
Reentry Programs for Formerly Incarcerated individuals (Equitable Communities Initiative)	1,500,000	-
One-time funding to transition COVID-19 pandemic related food programs	2,500,000	-
Farm to Table (Equitable Communities Initiative)	200,000	-
Visiting Nurse Project	150,000	-
Culturally Responsive & Inclusive Access to Healthcare (Equitable Communities Initiative)	1,000,000	-
Culturally Responsive & Inclusive Direct Healthcare (Equitable Communities Initiative)	1,500,000	-
Annual Funding for HealthOne Program	238,717	-
Continuing 2021 Q2 Supplemental Items	(96,387)	7.00
Human Services Department Leadership Structure Change	-	-
Increase in External Lease Costs	37,244	-
Language Premium Staff Stipend	192,000	-
One Time Items Removed	(62,242,791)	(1.00)
Provider Contract Inflation	4,595,316	-
Revenue Backed Budget Changes in the Human Services Fund	(12,224,242)	-
Transfer HealthOne Budget from SFD to HSD	349,120	-
Proposed Technical		
Alignment of Budget Related to KCRHA	-	-
Central Cost True Up	-	-
Funding Source ID Update	-	-
Human Services Fund Labor and Operating Adjustment	-	-
Labor & Operating Budget Adjustment	-	-
Org Code Correction	-	-
Transfer Mobile Crisis Team Budget to Addressing Public Health BSL	-	-
Total Incremental Changes	\$(14,648,922)	(9.50)
Total 2022 Proposed Budget	\$286,826,348	389.25

Human Services Department

Description of Incremental Budget Changes

Baseline

Citywide Adjustments for Standard Cost Changes

Expenditures	\$896,046
Revenues	\$193,201

Citywide technical adjustments made in the baseline phase reflect changes to internal services costs, including rates from the Department of Finance & Administrative Services, Seattle Information Technology Department, Seattle Department of Human Resources, and for healthcare, retirement and industrial insurance charges for the department. These adjustments reflect initial assumptions about these costs and inflators early in the budget process.

Baseline Adjustments for Personnel Costs

Expenditures	\$225,946
Revenues	\$5,479

This centrally administered change adjusts appropriations to restore the annual wage increase for non-represented Executives, Managers and Strategic Advisors, which was forgone in 2021 due to financial constraints.

Correction to Questica Baseline Total in Preparing Youth for Success BSL

Expenditures	\$8,050
--------------	---------

This item corrects an error in the central budget system, Questica, baseline total in the Preparing Youth for Success General Fund BCL by adding \$8,050. The total in Questica is \$8,050 lower than the baseline total shown in the 2021 Adopted Budget Book.

Proposed Operating

Funding for 6 Positions for King County Regional Homelessness Authority

Expenditures	\$811,244
--------------	-----------

To appropriately manage the City's investments in homelessness, HSD seeks to include in the KCRHA's contract, funding associated with six HSD positions that were abrogated in the 2021 adopted budget due to a projected decline in revenues. Since then, significant new federal and general fund funding has allowed for the expansion of homelessness programs, necessitating the additional budget so the KCRHA can staff appropriately for implementation and administration of this expanded programming.

Services to pair with Federal Emergency Housing Vouchers and other housing supportive services

Expenditures	\$6,000,000
--------------	-------------

This funding will pair services with emergency housing vouchers that will serve up to 498 households. Housing vouchers typically have not been paired with supportive services. Unfortunately, this means that the vouchers have not been able to target persons who, but for services, may not be able to retain their housing. By pairing these vouchers with services, KCRHA will effectively be able to serve persons who are unsheltered and those for whom housing retention would be doubtful without access to supportive services, effectively reaching a variety of service needs. KCRHA also seeks to use these vouchers to transition individuals from permanent supportive housing to housing that is less service intensive.

Human Services Department

Maintain Africatown Keiro Enhanced Shelter Units (125 units)

Expenditures \$6,587,625

The Keiro building in the Central District is planned to house a 125 unit, 24/7 non-congregate enhanced shelter starting in the fall of 2021. The shelter will be operated by Africatown Community Land Trust and will serve single adults with culturally responsive services, case management, housing navigation services, and behavioral health support. Funding is for three years. This item is part of a package of CLFR-funded items comprising Seattle Rescue Plan 3 (SRP3). See the Seattle Rescue Plan section of this 2022 Budget Book for more on SRP3.

Maintain Salvation Army-SODO Enhanced Shelter units (241 units)

Expenditures \$12,064,784

During the COVID-19 pandemic, three basic, congregate shelter locations (City Hall, King County Administration Building, and 4th & Jefferson) were combined and converted to a single, non-congregate enhanced shelter in SODO. This funding is planned to maintain the 241 shelter units in their current format at a new location when the SODO site closes in September 2022. This funding includes \$2 million for startup funding and two years of funding for operations, maintenance and services. This item is part of a package of CLFR-funded items comprising Seattle Rescue Plan 3 (SRP3). See the Seattle Rescue Plan section of this 2022 Budget Book for more on SRP3.

Services funding for non-congregate emergency shelter (120 units)

Expenditures \$2,400,000

Funding for operations, maintenance, and services for three tiny home villages (estimated 120 units) or other non-congregate emergency shelter or temporary housing options focused on supporting persons needing enhanced services to successfully transition to permanent housing. One-time start-up costs are planned to be funded through \$400,000 CLFR in the Seattle Rescue Plan 1 and a \$2 million grant from the State of Washington's Department of Commerce.

One-year of continued funding for COVID mitigation in shelters

Expenditures \$3,660,559

This one-year of funding allows shelters to adjust programmatic changes to continue to keep shelter clients safe and prevent the spread of COVID-19. Changes made during the pandemic include expansion of open hours, increased spacing between shelter beds, increased daily services, enhanced disinfection protocols and additional personal protective equipment. This item is part of a package of CLFR-funded items comprising Seattle Rescue Plan 3 (SRP3). See the Seattle Rescue Plan section of this 2022 Budget Book for more on SRP3.

Homelessness Team Position Abrogation for KCRHA Transition

Position Allocation (20.00)

This item abrogates 20 positions from the Addressing Homelessness budget control level in HSD though the funding remains. In 2022, the funding for these positions will transfer to KCRHA, an independent entity, thus the position authority is not needed within the department. Outside of these 20 pockets, HSD will retain three positions for KCRHA contract oversight and administration. These positions will reside in the Leadership and Administration division of HSD.

Maintain Funding for (Muslim Housing Services) Transitional Housing

Expenditures \$100,000

This request is to sustain 19 affordable multi-bedroom transitional housing units for immigrant and refugee families. These units are leased from Seattle Housing Authority (SHA) at a subsidized rate and are essential since large units

Human Services Department

are difficult to find in private housing portfolios. The cost for the leases, maintenance and repairs of these units has increased dramatically in recent years.

Seattle Housing Authority Partnership to Stable Housing via Outreach and Case Management

Expenditures	\$300,000
Revenues	\$300,000
Position Allocation	2.50

With a matching grant from Seattle Housing Authority (SHA), this item will fund anti-racist, culturally appropriate, outreach, case management, and services focused on SHA's extremely low-income older adults and adults with disabilities who are disproportionately BIPOC. This item will help address individual and systemic challenges accessing behavioral health and other supportive services.

Continuation of Funding for Community Safety Capacity Building

Expenditures	\$10,000,000
--------------	--------------

This item provides \$10 million for community-developed or community-led solutions to increase safety and reduce violence. These investments renew the Mayor's 2021 investment of \$10 million to continue community safety capacity building.

Gender-Based Violence Victims Services

Expenditures	\$875,000
--------------	-----------

This proposal adds \$875,000 for community-based victim services. This addresses a 2022 funding gap due to a reduction of fines and fees from offenders due to changes in State law and increased diversion programs.

Two additional Victim Advocates

Expenditures	\$219,817
Position Allocation	2.00

This item adds two victim advocates to the Crime Survivors Services Unit. Victim advocates provide support to victims or survivors of Gender-Based Violence who interact with Seattle-King County criminal legal system. Caseloads for victim advocates have increased in 2020 and 2021 during the COVID-19 pandemic.

Funding for Services from agencies specializing in American Indian and Alaska Native populations

Expenditures	\$1,200,000
--------------	-------------

Building upon the one-time funding in the 2021 budget, this item provides on-going funding to support programs that reduce the disproportionate impacts of homelessness, domestic violence, sexual assault and violence on American Indian/Alaska Native (AIAN) communities.

Investments to Address Hate Crimes

Expenditures	\$400,000
--------------	-----------

This funding will continue the 2021 investments made in Ordinance 126308 to address the increase in hate crimes and bias that disproportionately affect the Asian American and Pacific Islander Community in Seattle. Two programs will be continued:

- Community Based Organization Intervention Funding, including advocacy, counseling, mental health support, trauma response, and care.

Human Services Department

- Innovation Funds to Community Based Organizations.

Regional Peacekeepers Collective

Expenditures \$1,500,000

This request transfers funding from Seattle Police Department to the Human Services Department to fund community safety investments in the Regional Peacekeepers Collective for approximately 18 months. The goal of the Regional Peacekeepers Collection is to prevent and eliminate youth gun violence by ensuring sustainable conditions that allow young people to live and be healthy, happy, hopeful, safe, and thriving.

Continued Funding for Crisis Connections One Call

Expenditures \$403,030

This item provides on-going funding for the one-time investment to continue the pilot for the OneCall single diversion portal. OneCall is a dedicated line for SFD and other emergency responders to assist in serving individuals in mental health crisis. The line is operated by the non-profit Crisis Connections. It was officially launched in October of 2019. This item will extend the pilot to allow for further data collection and analysis on the program's cost effectiveness and outcomes.

Transfer LEAD Contract Budget to Safe and Thriving Communities Division

Expenditures -

This item transfers \$6,372,995 for the Law Enforcement Assisted Diversion contract from the City-Managed Homelessness Programs budget within the Addressing Homelessness BSL to the Supporting Safe Communities BSL. The scope of this program's work is better aligned with HSD's community safety portfolio.

Domestic Violence Intervention Project (DVIP)

Expenditures -

The City of Seattle's Domestic Violence Intervention Project (DVIP) is a pilot project modeled after the national best practice Colorado State Differentiated Treatment Program. The program provides funding for community-based, nonprofit organizations who are providing consultation and treatment services for batterers and can be classified as a criminal justice diversion program. Additional funding has been requested for this program by the Seattle Municipal Court. The City Budget Office (CBO) has determined that adequate resources for diversion programs exist within HSD. The department plans to perform an RFP to competitively award funding for diversion programs to ensure targeted, evidence-based expansion that serves the diverse needs of program applicants (i.e. limited-English/immigrants and refugees, LGBTQIA+, and BIPOC communities).

Reentry Programs for Formerly Incarcerated individuals (Equitable Communities Initiative)

Expenditures \$1,500,000

This item funds contracted organizations to provide reentry programs for formerly incarcerated individuals. The goals of the programs are to decrease the likelihood that individuals will reoffend and increase the likelihood of attaining meaningful employment. This program was recommended by the Equitable Communities Initiative Task Force.

One-time funding to transition COVID-19 pandemic related food programs

Expenditures \$2,500,000

This item provides one-time funding to ramp down COVID-19 pandemic-related food support programs back to

Human Services Department

previous levels. HSD intends to utilize the funding as follows: \$220,000 for Ethnic Grocery Bags, \$1 million for meals in permanent supportive housing and emergency shelters and \$1.28 million for food banks. Individualized food delivery services will decrease as compared to pandemic-related delivery levels. This item is part of a package of CLFR-funded items comprising Seattle Rescue Plan 3 (SRP3). See the Seattle Rescue Plan section of this 2022 Budget Book for more on SRP3.

Farm to Table (Equitable Communities Initiative)

Expenditures	\$200,000
--------------	-----------

This item increases funding for Farm to Table, which works with local farmers to provide locally grown and produced foods to preschool and after school programs and offers nutrition education. Participants in the program are children and families who disproportionately identify as BIPOC. This program was recommended by the Equitable Communities Initiative Task Force.

Visiting Nurse Project

Expenditures	\$150,000
--------------	-----------

This item will provide funding to hire a Registered Nurse (RN) to provide home based nursing care to approximately 200 individuals within communities that have higher rates of serious health conditions or deaths which are disproportionately communities of color. This funding will integrate a nursing component into African American Elders Program (AAEP) care coordination and family caregiver support services. This position is essential to supporting the most vulnerable elders especially in emergency situations by providing culturally appropriate and trusted social and health resources.

Culturally Responsive & Inclusive Access to Healthcare (Equitable Communities Initiative)

Expenditures	\$1,000,000
--------------	-------------

This item funds community-based organizations, including local community health boards, to provide access and entry to appropriate, desired, and impactful health care, including the provision of technical assistance to health care providers around the specific needs of specific communities. This program was recommended by the Equitable Communities Initiative Task Force.

Culturally Responsive & Inclusive Direct Healthcare (Equitable Communities Initiative)

Expenditures	\$1,500,000
--------------	-------------

This item funds programs for Community Health Centers and community-based organizations. Contracted organizations will provide innovative and alternative ways to achieve health and healing for communities that have historically had a higher rate of negative health disparities. This program was recommended by the Equitable Communities Initiative Task Force.

Annual Funding for HealthOne Program

Expenditures	\$238,717
--------------	-----------

This item provides annual funding for three FTE Sr. Counselor positions added in the 2021 budget under SFD-001-B-002 to expand the HealthOne program. The 3.0 position pockets were added to the HSD budget in 2021, and this change aligns the funding and positions.

Continuing 2021 Q2 Supplemental Items

Expenditures	\$(96,387)
Position Allocation	7.00

Human Services Department

This item continues budget changes adopted in the 2021 2nd quarter supplemental budget.

Human Services Department Leadership Structure Change

Expenditures	-
Position Allocation	-

This proposal is to re-establish a two-deputy structure within HSD that will ensure the success of two critical initiatives, the successful launch of the Safe and Thriving Communities Division and the transition to the King County Regional Homelessness Authority. Returning to a two-deputy structure will allow focused executive leaders to work closely with communities and stakeholders to build trust and focus on identifying the harms BIPOC communities have experienced and to work closely with those communities to identify and remove the contributing factors and barriers. This organizational structure mimics the current structure HSD is operating under and can be achieved by re-classifying an existing position with no additional funding.

Increase in External Lease Costs

Expenditures	\$37,244
Revenues	\$4,458

This item increases appropriation authority to pay for increases in external lease costs.

Language Premium Staff Stipend

Expenditures	\$192,000
--------------	-----------

This item increases ongoing appropriation authority to the Human Services Department for language services stipends. Per the Coalition of City Unions collective bargaining agreement, City employees who are multilingual and provide language services, such as interpretation and translation, to communicate with clients and/or other employees in business-related situations are now eligible for a monthly language premium stipend. The amounts in the 2022 budget are estimates based on the eligible employees from 2021.

One Time Items Removed

Expenditures	\$(62,242,791)
Revenues	\$(34,006,374)
Position Allocation	(1.00)

This item removes one-time revenue and expenditure budget lines from the 2022 baseline. The below items were not continued in the 2022 Proposed budget.

- \$1.8 million in start-up funding for tiny-home villages (2021 HOM-008-B-002 and HOM-009-B-002)
- \$750,000 to maintain rapid rehousing caseloads (HOM-014-A-003)
- \$109,187; 1 FTE Grant and contract administrations (HOM-019-A-003)
- \$80,000 for vehicle resident outreach (HOM-022-A-001)
- \$33,000 for programs supporting Native and Indigenous children and families (HSD-005-A-003)
- \$1.12 million for drug user health services (HSD-009-B-002)
- \$200,000 to increase harm reduction programs (HSD-050-B-002)
- \$33 million in one-time COVID Relief funding (ESG-CV and Joint Relief)

Provider Contract Inflation

Expenditures	\$4,595,316
--------------	-------------

This item provides 2.4% contract inflation to HSD agency providers in accordance with ordinance #125865. The

Human Services Department

inflation factor is taken from the Consumer Price Index for Urban Wage Earners and Clerical Workers for the 12-months ending in June.

Revenue Backed Budget Changes in the Human Services Fund

Expenditures	\$(12,224,242)
Revenues	\$(12,224,242)

This item reduces budget in the Human Services Fund. The significant reduction is primarily due to the transfer of the McKinney grant to the King County Regional Homelessness Authority.

Transfer HealthOne Budget from SFD to HSD

Expenditures	\$349,120
--------------	-----------

This item transfers funding from Seattle Fire Department (SFD) for the Health One program. The corresponding reduction is reflected in the SFD budget (SFD-900). This budget was added to SFD to pay for HSD counselors supporting the HealthOne program and has been used for that purpose through inter-departmental billing. This transfer aligns the budget to where the positions reside in HSD and eliminates the need for inter-departmental billing.

Proposed Technical

Alignment of Budget Related to KCRHA

Expenditures	-
--------------	---

This technical change transfers the Housing Connector contract funding into the KCRHA budget program.

Central Cost True Up

Expenditures	-
--------------	---

This item corrects baseline budget amounts for central cost accounts.

Funding Source ID Update

Expenditures	-
Revenues	-

This item updates funding source ID codes from the current values to the next budget year values.

Human Services Fund Labor and Operating Adjustment

Expenditures	-
Revenues	-

This item makes net-zero revenue and expense changes by program and org to the baseline budget in the Human Services Fund.

Labor & Operating Budget Adjustment

Expenditures	-
Position Allocation	-

This items adjusts HSD's base labor and operating budget to align with 2022 funding for positions and contracts.

Human Services Department

Org Code Correction

Expenditures -

This item corrects missing coding in baseline budget lines.

Transfer Mobile Crisis Team Budget to Addressing Public Health BSL

Expenditures -

This item transfers budget from 2021 CBA HOM-007-A-003 from the Addressing Homelessness BSL to the Promoting Public Health BSL. This budget provides funding for mobile crisis teams and is better aligned under the Public Health BSL.

Human Services Department

Expenditure Overview

Appropriations	2020 Actuals	2021 Adopted	2022 Proposed
HSD - BO-HS-H1000 - Supporting Affordability and Livability			
00100 - General Fund	15,987,456	10,483,355	11,214,289
00155 - Sweetened Beverage Tax Fund	5,058,113	4,579,199	4,733,162
14000 - Coronavirus Local Fiscal Recovery Fund	-	-	2,500,000
16200 - Human Services Fund	19,534,066	14,221,205	11,383,554
Total for BSL: BO-HS-H1000	40,579,635	29,283,758	29,831,005
HSD - BO-HS-H2000 - Preparing Youth for Success			
00100 - General Fund	20,559,653	13,911,990	13,574,475
16200 - Human Services Fund	6,231	749,791	155,885
Total for BSL: BO-HS-H2000	20,565,884	14,661,781	13,730,360
HSD - BO-HS-H3000 - Addressing Homelessness			
00100 - General Fund	65,558,126	89,177,193	70,389,319
12200 - Short-Term Rental Tax Fund	-	3,300,425	3,379,635
14000 - Coronavirus Local Fiscal Recovery Fund	-	-	22,312,968
14500 - Payroll Expense Tax	-	-	9,311,244
16200 - Human Services Fund	41,479,492	55,992,989	9,460,833
Total for BSL: BO-HS-H3000	107,037,618	148,470,607	114,854,000
HSD - BO-HS-H4000 - Supporting Safe Communities			
00100 - General Fund	10,121,449	31,526,173	40,912,727
16200 - Human Services Fund	208,022	625,050	50,500
Total for BSL: BO-HS-H4000	10,329,470	32,151,223	40,963,227
HSD - BO-HS-H5000 - Leadership and Administration			
00100 - General Fund	9,468,856	9,346,653	10,699,286
00155 - Sweetened Beverage Tax Fund	-	163,849	163,849
16200 - Human Services Fund	3,469,099	3,318,016	3,498,095
Total for BSL: BO-HS-H5000	12,937,954	12,828,518	14,361,229
HSD - BO-HS-H6000 - Promoting Healthy Aging			
00100 - General Fund	6,804,736	7,007,347	8,803,647
16200 - Human Services Fund	46,553,793	43,538,039	48,186,768
Total for BSL: BO-HS-H6000	53,358,529	50,545,385	56,990,415
HSD - BO-HS-H7000 - Promoting Public Health			

Human Services Department

00100 - General Fund	11,853,252	13,497,948	15,675,057
14500 - Payroll Expense Tax	-	-	403,030
16200 - Human Services Fund	60,474	36,049	18,025
Total for BSL: BO-HS-H7000	11,913,726	13,533,997	16,096,112
 Department Total	 256,722,817	 301,475,270	 286,826,348
 Department Full-Time Equivalents Total*	 385.75	 398.75	 389.25

** FTE totals are provided for informational purposes only. Changes in FTEs resulting from City Council or Human Resources Director actions outside of the budget process may not be detailed here*

Budget Summary by Fund Human Services Department

	2020	2021	2022
	Actuals	Adopted	Proposed
00100 - General Fund	140,353,528	174,950,659	171,268,800
00155 - Sweetened Beverage Tax Fund	5,058,113	4,743,048	4,897,011
12200 - Short-Term Rental Tax Fund	-	3,300,425	3,379,635
14000 - Coronavirus Local Fiscal Recovery Fund	-	-	24,812,968
14500 - Payroll Expense Tax	-	-	9,714,274
16200 - Human Services Fund	111,311,177	118,481,139	72,753,660
Budget Totals for HSD	256,722,817	301,475,270	286,826,348

Human Services Department

Revenue Overview

2022 Estimated Revenues

Account Code	Account Name	2020 Actuals	2021 Adopted	2022 Proposed
331110	Direct Fed Grants	3,185,477	-	-
337010	Grants & Contr From Local Govt	14,017	-	-
341060	Photocopy Svcs	(366)	-	-
341900	General Government-Other Rev	(418)	-	-
350180	Misc Fines & Penalties	40	-	-
Total Revenues for: 00100 - General Fund		3,198,749	-	-
331000	Direct Federal Grants	-	23,000,000	1,201,897
331110	Direct Fed Grants	28,032,807	32,231,067	10,323,224
331140	Direct Fed Grants-lcr	1,320,749	-	-
333110	Ind Fed Grants	32,348,745	29,646,706	31,993,637
334010	State Grants	28,672,033	20,680,780	21,837,108
334080	State Grants-lcr	(21,330)	-	-
337010	Grants & Contr From Local Govt	6,345,488	2,606,609	1,685,007
341300	Administrative Fees & Charges	-	4,550,149	4,207,669
350180	Misc Fines & Penalties	201,712	-	-
360010	Investment Interest	-	19,000	19,000
360020	Inv Earn-Residual Cash	125,273	-	-
397200	Interfund Revenue	4,214,664	172,484	536,120
Total Revenues for: 16200 - Human Services Fund		101,240,140	112,906,795	71,803,661
400000	Use of/Contribution to Fund Balance	-	5,574,344	950,000
Total Resources for:16200 - Human Services Fund		101,240,140	118,481,139	72,753,661
Total HSD Resources		104,438,890	118,481,139	72,753,661

Human Services Department

Appropriations by Budget Summary Level and Program

HSD - BO-HS-H1000 - Supporting Affordability and Livability

The purpose of the Supporting Affordability & Livability Budget Summary Level is to support educational programs for children, youth, and families; and provide utility payment and transportation assistance to Seattle residents with low incomes.

Program Expenditures	2020 Actuals	2021 Adopted	2022 Proposed
Access to Services	6,431,535	4,675,522	5,192,949
Community Facilities	3,609,155	5,666,342	2,293,247
Emergency Preparedness and Program Administration	1,479,055	738,823	703,526
Food & Nutrition	29,059,889	18,203,072	21,641,283
Total	40,579,635	29,283,758	29,831,005
Full-time Equivalents Total*	32.00	32.00	41.85

**FTE totals are provided for informational purposes only. Changes in FTEs resulting from City Council or Human Resources Director actions outside of the budget process may not be detailed here*

The following information summarizes the programs in Supporting Affordability and Livability Budget Summary Level:

Access to Services

The purpose of the Access to Services Program is to provide information and access to community resources that support affordability and livability, including utility payment assistance and vehicle license rebates to low-income residents in the City of Seattle.

Expenditures/FTE	2020 Actuals	2021 Adopted	2022 Proposed
Access to Services	6,431,535	4,675,522	5,192,949
Full Time Equivalents Total	16.00	16.00	17.60

Community Facilities

The purpose of the Community Facilities Program is to support the construction of facilities that are primarily for the benefit of low-income people in Seattle, including childcare facilities.

Expenditures/FTE	2020 Actuals	2021 Adopted	2022 Proposed
Community Facilities	3,609,155	5,666,342	2,293,247
Full Time Equivalents Total	-	-	8.00

Emergency Preparedness and Program Administration

Human Services Department

This Budget Summary Level is being combined with the Affordability and Livability Budget Summary Level in the 2019 Budget.

	2020	2021	2022
Expenditures/FTE	Actuals	Adopted	Proposed
Emergency Preparedness and Program Administration	1,479,055	738,823	703,526
Full Time Equivalents Total	3.00	3.00	3.00

Food & Nutrition

The purpose of the Food & Nutrition Program is to provide access to nutritious, affordable, and culturally relevant food and education to children in childcare programs and other settings, older adults, and individuals with low incomes.

	2020	2021	2022
Expenditures/FTE	Actuals	Adopted	Proposed
Food & Nutrition	29,059,889	18,203,072	21,641,283
Full Time Equivalents Total	13.00	13.00	13.25

HSD - BO-HS-H2000 - Preparing Youth for Success

The purpose of the Preparing Youth for Success Budget Summary Level is to support programs that help youth succeed academically; learn job and life skills; and develop alternatives to criminal activity, violence, and homelessness.

Program Expenditures	2020	2021	2022
	Actuals	Adopted	Proposed
Family Support	5,825,274	6,759,892	6,183,419
Safety	7,862,305	86,542	-
Youth Development	6,878,305	7,815,347	7,546,941
Total	20,565,884	14,661,781	13,730,360
Full-time Equivalents Total*	31.00	27.00	24.65

**FTE totals are provided for informational purposes only. Changes in FTEs resulting from City Council or Human Resources Director actions outside of the budget process may not be detailed here*

The following information summarizes the programs in Preparing Youth for Success Budget Summary Level:

Family Support

The purpose of the Family Support Program is to focus on strengthening and empowering families, through systems navigation support and family management, so that youth in Seattle successfully transition into adulthood.

	2020	2021	2022
Expenditures/FTE	Actuals	Adopted	Proposed

Human Services Department

Family Support	5,825,274	6,759,892	6,183,419
Full Time Equivalents Total	11.00	11.00	5.80

Safety

The purpose of the Safety Program is to support youth and adults at risk of involvement with the criminal justice system through violence prevention, intervention and re-entry supports to foster successful transitions to adulthood and safe communities.

	2020 Actuals	2021 Adopted	2022 Proposed
Expenditures/FTE			
Safety	7,862,305	86,542	-
Full Time Equivalents Total	4.00	1.00	-

Youth Development

The purpose of the Youth Development Program is to provide youth with strength-based experiences and employment and training which helps them to become more socially, culturally, emotionally, physically and cognitively competent.

	2020 Actuals	2021 Adopted	2022 Proposed
Expenditures/FTE			
Youth Development	6,878,305	7,815,347	7,546,941
Full Time Equivalents Total	16.00	15.00	18.85

HSD - BO-HS-H3000 - Addressing Homelessness

The purpose of the Addressing Homelessness Budget Summary Level is to support a range of programs that provide resources and services to Seattle's low-income and homeless residents to reduce homelessness.

Program Expenditures	2020 Actuals	2021 Adopted	2022 Proposed
City-Managed Homelessness Programs	-	6,445,906	8,570,221
Contract Oversight and Administration	-	928,403	883,555
Homeless Outreach and Provider Ecosystem (HOPE) Team	-	-	1,199,208
Homelessness Prevention and Support	26,381,932	-	-
King County Regional Homelessness Authority	-	133,594,289	104,201,015
Navigation Team	2,310,994	-	-
Shelters & Housing	78,344,693	-	-
Unsheltered Outreach and Response	-	7,502,009	-
Total	107,037,618	148,470,607	114,854,000
Full-time Equivalents Total*	53.25	41.25	11.00

**FTE totals are provided for informational purposes only. Changes in FTEs resulting from City Council or Human Resources Director actions outside of the budget process may not be detailed here*

Human Services Department

The following information summarizes the programs in Addressing Homelessness Budget Summary Level:

City-Managed Homelessness Programs

The purpose of the City-Managed Homelessness Programs Budget Program is to provide funding for homeless services and provider contracts managed directly by the City and not under the purview of the King County Regional Homelessness Authority.

	2020	2021	2022
Expenditures/FTE	Actuals	Adopted	Proposed
City-Managed Homelessness Programs	-	6,445,906	8,570,221

Contract Oversight and Administration

The purpose of the Contract Oversight and Administration budget program is to fund staff responsible for managing contracts and outcomes with the City's homelessness providers, including the City's contract with the King County Regional Homelessness Authority.

	2020	2021	2022
Expenditures/FTE	Actuals	Adopted	Proposed
Contract Oversight and Administration	-	928,403	883,555
Full Time Equivalents Total	-	33.25	3.00

Homeless Outreach and Provider Ecosystem (HOPE) Team

The purpose of the HOPE team budget program is to provide funding for the City's work to conduct outreach to and mitigate the impacts of those living unsheltered.

	2020	2021	2022
Expenditures/FTE	Actuals	Adopted	Proposed
Homeless Outreach and Provider Ecosystem (HOPE) Team	-	-	1,199,208
Full Time Equivalents Total	-	-	8.00

Homelessness Prevention and Support

The purpose of the Homelessness Prevention and Support Program is to provide outreach and support services to homeless individuals and prevention programs which assist those at risk of homelessness so they remain housed.

	2020	2021	2022
Expenditures/FTE	Actuals	Adopted	Proposed
Homelessness Prevention and Support	26,381,932	-	-
Full Time Equivalents Total	20.50	-	-

King County Regional Homelessness Authority

Human Services Department

The purpose of the King County Regional Homelessness Authority budget program is to provide funding to support the operations and programs of organization responsible for supporting those experiencing homelessness in the Seattle/King County region.

	2020	2021	2022
Expenditures/FTE	Actuals	Adopted	Proposed
King County Regional Homelessness Authority	-	133,594,289	104,201,015

Navigation Team

The purpose of the Navigation Team program is to coordinate a response to unauthorized homeless encampments by referring individuals to safe sleeping programs and addressing the environmental issues in the encampment areas.

	2020	2021	2022
Expenditures/FTE	Actuals	Adopted	Proposed
Navigation Team	2,310,994	-	-
Full Time Equivalents Total	13.00	-	-

Shelters & Housing

The purpose of the Shelters and Housing Program is to support homeless individuals in moving to permanent housing through temporary safe sleeping spaces and supportive housing programs.

	2020	2021	2022
Expenditures/FTE	Actuals	Adopted	Proposed
Shelters & Housing	78,344,693	-	-
Full Time Equivalents Total	19.75	-	-

Unsheltered Outreach and Response

The purpose of the Unsheltered Outreach and Response budget program is to provide funding for the City's work to conduct outreach to and mitigate the impacts of those living unsheltered.

	2020	2021	2022
Expenditures/FTE	Actuals	Adopted	Proposed
Unsheltered Outreach and Response	-	7,502,009	-
Full Time Equivalents Total	-	8.00	-

HSD - BO-HS-H4000 - Supporting Safe Communities

The purpose of the Supporting Safe Communities Budget Summary Level is to support programs that help reduce instances of individuals experiencing trauma, violence, and crisis.

Program Expenditures	2020	2021	2022
	Actuals	Adopted	Proposed
Advocacy	6,134,335	-	-
Community Safety	-	16,600,134	26,788,934
Gender-Based Violence Services	-	9,979,362	10,523,207

Human Services Department

Prevention & Intervention	1,145,198	-	-
Safe Communities Division Administration	-	4,291,604	2,028,471
Support Services	3,049,937	-	-
Victim Advocacy	-	1,280,124	1,622,615
Total	10,329,470	32,151,223	40,963,227
Full-time Equivalents Total*	7.00	26.00	37.50
*FTE totals are provided for informational purposes only. Changes in FTEs resulting from City Council or Human Resources Director actions outside of the budget process may not be detailed here			

The following information summarizes the programs in Supporting Safe Communities Budget Summary Level:

Advocacy

The purpose of the Advocacy Program is to provide survivors of domestic violence and sexual assault with client-centered services to support their safety.

	2020 Actuals	2021 Adopted	2022 Proposed
Expenditures/FTE			
Advocacy	6,134,335	-	-
Full Time Equivalents Total	2.50	-	-

Community Safety

The purpose of the Community Safety Program is to support youth and adults at risk of involvement with the criminal justice system through violence prevention, intervention and re-entry supports to foster successful transitions to adulthood and safe communities.

	2020 Actuals	2021 Adopted	2022 Proposed
Expenditures/FTE			
Community Safety	-	16,600,134	26,788,934
Full Time Equivalents Total	-	-	1.50

Gender-Based Violence Services

The purpose for the Gender-Based Violence Services Program is to support survivors and those at risk of gender-based violence with community-based services to support and maintain their safety.

	2020 Actuals	2021 Adopted	2022 Proposed
Expenditures/FTE			
Gender-Based Violence Services	-	9,979,362	10,523,207

Prevention & Intervention

The purpose of the Prevention and Intervention Program is to support survivors and those at risk of domestic violence and sexual assault with education and therapeutic services to maintain their

Human Services Department

safety.

	2020	2021	2022
Expenditures/FTE	Actuals	Adopted	Proposed
Prevention & Intervention	1,145,198	-	-
Full Time Equivalents Total	2.00	-	-

Safe Communities Division Administration

The purpose of the Safe Communities Division Administration Program is to provide leadership, contract administration, and strategic planning support for the City's safety work.

	2020	2021	2022
Expenditures/FTE	Actuals	Adopted	Proposed
Safe Communities Division Administration	-	4,291,604	2,028,471
Full Time Equivalents Total	-	15.00	22.00

Support Services

The purpose of the Supportive Services Program is to provide services to survivors of domestic violence and sexual assault including shelter, housing, support groups, and legal services.

	2020	2021	2022
Expenditures/FTE	Actuals	Adopted	Proposed
Support Services	3,049,937	-	-
Full Time Equivalents Total	2.50	-	-

Victim Advocacy

The purpose of the Victim Advocacy Program is to provide direct support to survivors of gender-based violence through coordination with the Seattle Police Department, legal system navigation, and social services support to maintain their safety.

	2020	2021	2022
Expenditures/FTE	Actuals	Adopted	Proposed
Victim Advocacy	-	1,280,124	1,622,615
Full Time Equivalents Total	-	11.00	14.00

HSD - BO-HS-H5000 - Leadership and Administration

The purpose of the Leadership & Administration Budget Summary Level is to provide executive, community, financial, human resource, technology, and business support to the Human Services Department.

Program Expenditures	2020	2021	2022
	Actuals	Adopted	Proposed
Citywide Indirect Costs	172,137	-	-
Departmental Indirect Costs	12,758,340	12,828,518	14,361,229
Divisional Indirect Costs	7,477	-	-

Human Services Department

Paid Time Off	-	-	-
Total	12,937,954	12,828,518	14,361,229
Full-time Equivalents Total*	60.50	59.50	66.00

**FTE totals are provided for informational purposes only. Changes in FTEs resulting from City Council or Human Resources Director actions outside of the budget process may not be detailed here*

The following information summarizes the programs in Leadership and Administration Budget Summary Level:

Citywide Indirect Costs

The purpose of the Citywide Indirect Costs program is to fund internal services costs originating from outside of the department such as allocated costs from the Department of Finance and Administrative Services and Seattle Information Technology Department.

	2020	2021	2022
Expenditures/FTE	Actuals	Adopted	Proposed
Citywide Indirect Costs	172,137	-	-

Departmental Indirect Costs

The purpose of the Departmental Indirect Costs program is to fund costs associated with management of the department. This may include personnel costs related to department leadership and administration or other administrative costs such as external rent and operating supplies or services.

	2020	2021	2022
Expenditures/FTE	Actuals	Adopted	Proposed
Departmental Indirect Costs	12,758,340	12,828,518	14,361,229
Full Time Equivalents Total	60.50	59.50	66.00

Divisional Indirect Costs

The purpose of the Divisional Indirect Costs Indirect program is to fund administrative costs generated by sub-departmental units such as costs related to divisional management or training. The Human Services Department budgets all divisional indirect costs within the direct service Budget Summary Level beginning in the 2019 budget.

	2020	2021	2022
Expenditures/FTE	Actuals	Adopted	Proposed
Divisional Indirect Costs	7,477	-	-

Paid Time Off

	2020	2021	2022
Expenditures/FTE	Actuals	Adopted	Proposed

Human Services Department

Paid Time Off - - -

HSD - BO-HS-H6000 - Promoting Healthy Aging

The purpose of the Promoting Healthy Aging Budget Summary Level is to give older adults the ability to age in place and experience stable health. Programs provide a network of community support that improves choice, promotes independence, and enhances the quality of life for older people and adults with disabilities.

Program Expenditures	2020 Actuals	2021 Adopted	2022 Proposed
Care Coordination	3,608,045	3,090,627	2,401,263
Case Management	36,998,907	36,188,281	42,722,679
Healthy Aging	12,751,577	11,266,477	11,866,473
Total	53,358,529	50,545,385	56,990,415
Full-time Equivalents Total*	202.00	213.00	207.25

**FTE totals are provided for informational purposes only. Changes in FTEs resulting from City Council or Human Resources Director actions outside of the budget process may not be detailed here*

The following information summarizes the programs in Promoting Healthy Aging Budget Summary Level:

Care Coordination

The purpose of the Care Coordination Program is to support unpaid family caregivers with respite care and other services to enable them to continue caregiving.

Expenditures/FTE	2020 Actuals	2021 Adopted	2022 Proposed
Care Coordination	3,608,045	3,090,627	2,401,263
Full Time Equivalents Total	3.00	3.00	2.31

Case Management

The purpose of the Case Management Program is to support older adults and adults with disabilities with in-home services to enable them to live independently in the community.

Expenditures/FTE	2020 Actuals	2021 Adopted	2022 Proposed
Case Management	36,998,907	36,188,281	42,722,679
Full Time Equivalents Total	167.00	174.00	182.92

Healthy Aging

The purpose of the Healthy Aging Program is to provide older adults with resources and activities that promote social engagement and good health.

Human Services Department

	2020	2021	2022
Expenditures/FTE	Actuals	Adopted	Proposed
Healthy Aging	12,751,577	11,266,477	11,866,473
Full Time Equivalents Total	32.00	36.00	22.02

HSD - BO-HS-H7000 - Promoting Public Health

The purpose of the Promoting Public Health Budget Summary Level is to provide funds for public health services and programs, including primary care, medical, dental, and specialty services, and access to health insurance for at-risk and vulnerable populations; programs to provide access to chemical and dependency services; and programs to reduce the disparities in health among the Seattle population.

Program Expenditures	2020	2021	2022
	Actuals	Adopted	Proposed
HIV Management	1,013,060	1,033,313	1,058,113
Physical Health Care	10,900,666	12,500,684	15,037,999
Total	11,913,726	13,533,997	16,096,112
Full-time Equivalents Total*	-	-	1.00

**FTE totals are provided for informational purposes only. Changes in FTEs resulting from City Council or Human Resources Director actions outside of the budget process may not be detailed here*

The following information summarizes the programs in Promoting Public Health Budget Summary Level:

HIV Management

The purpose of the HIV Management Program is to support low-income individuals living with HIV with case management services to improve their quality of life and to provide education to prevent HIV transmission.

	2020	2021	2022
Expenditures/FTE	Actuals	Adopted	Proposed
HIV Management	1,013,060	1,033,313	1,058,113

Physical Health Care

The purpose of the Physical Health Care Program is to improve access to medical care and other health resources to vulnerable populations in Seattle including homeless individuals, families, and adults.

	2020	2021	2022
Expenditures/FTE	Actuals	Adopted	Proposed
Physical Health Care	10,900,666	12,500,684	15,037,999
Full Time Equivalents Total	-	-	1.00

Office for Civil Rights

Mariko Lockhart, Director

(206) 684-4500

<http://www.seattle.gov/civilrights/>

Department Overview

The Office for Civil Rights (OCR) envisions a city of liberated people where community historically impacted by racism, oppression, and colonization hold power and thrive. OCR's mission is to end structural racism through accountable community relationships and anti-racist organizing, policy development, and civil rights enforcement.

OCR works to achieve equity and advance opportunity in Seattle by:

- developing policies and promoting partnerships to achieve racial equity and social justice;
- enforcing City, state and federal antidiscrimination in housing, employment, public accommodations, and contracting, and civil rights laws such as all-gender restroom ordinance, ban on conversion therapy provided to minors ordinance, fair chance housing ordinance, and closed captioning ordinance using restorative justice methods, investigations, compliance, and settlement negotiations;
- conducting housing and employment testing based on protected classes;
- staffing the Seattle Human Rights Commission, Seattle Women's Commission, Seattle Lesbian, Gay, Bisexual, Transgender, and Queer Commission, and the Seattle Disability Commission;
- administering the Title VI program of the 1964 Civil Rights Act, which relates to physical access to governmental facilities, projects, and programs, and Title II complaints alleging discrimination on the basis of disability in the provision of services, activities, programs or benefits by the City;
- offering free civil rights trainings and technical assistance to businesses and community groups on civil rights laws; and
- making available a wide array of civil rights information, including translations into other languages.

OCR leads the City's Race and Social Justice Initiative (RSJI). RSJI is committed to eliminating institutional and structural racism through a four-prong approach: 1) build an anti-racist network within City government and shift internal practices and develop decision-making skills that eliminate institutional and structural racism; 2) transform the internal government culture of the City toward one rooted in racial justice, humanistic relationships, belonging and wellbeing; 3) align racial justice efforts with local community organizing and strengthen relationships with communities most impacted by structural racism; and 4) work in relationship with national and regional racial justice leaders from all communities and sectors to advance racial justice.

Budget Snapshot

	2020 Actuals	2021 Adopted	2022 Proposed
Department Support			
General Fund Support	5,364,707	6,997,982	7,414,185
Total Operations	5,364,707	6,997,982	7,414,185
Total Appropriations	5,364,707	6,997,982	7,414,185
Full-Time Equivalents Total*	35.00	35.50	38.50

** FTE totals are provided for informational purposes only. Changes in FTEs resulting from City Council or Human Resources Director actions outside of the budget process may not be detailed here*

Office for Civil Rights

Budget Overview

The 2022 Proposed Budget restores funding for a Deputy Director position, reflects positions added to OCR in 2021 for the Participatory Budgeting Process, and provides stable funding to support the Seattle Disability Commission. Other changes to the budget include technical adjustments for increases in lease costs, language premium pay, increases in personnel costs and other central rate adjustments.

Incremental Budget Changes

Office for Civil Rights

	Dollars	FTE
2021 Adopted Budget	6,997,982	35.50
Baseline		
Baseline Adjustments for Personnel Costs	84,141	-
Restore Leadership Funding	168,000	-
Proposed Operating		
Increase Seattle Disability Commission Support	66,000	-
Proposed Technical		
Central Building Lease Cost Increase	29,566	-
Citywide Adjustments for Standard Cost Changes	66,096	-
Language Premium Staff Stipend	2,400	-
Participatory Budgeting Positions	-	3.00
Total Incremental Changes	\$416,203	3.00
Total 2022 Proposed Budget	\$7,414,185	38.50

Description of Incremental Budget Changes

Baseline

Baseline Adjustments for Personnel Costs

Expenditures \$84,141

This centrally administered change adjusts appropriations to restore the annual wage increase for non-represented Executives, Managers and Strategic Advisors, which was forgone in 2021 due to financial constraints.

Office for Civil Rights

Restore Leadership Funding

Expenditures \$168,000

This is a technical baseline adjustment to restore funding for the Deputy Director Position. The 2021 Adopted Budget included one-time savings for holding the position vacant in 2021.

Proposed Operating

Increase Seattle Disability Commission Support

Expenditures \$66,000

This item funds interpretation services and consultant support for the Seattle Disability Commission (SDC). This is an ongoing need and OCR has historically funded this work with one-time underspend in their budget. This item creates stable funding for consultant services and interpretation services tailored to managing the diverse and unique challenges and access needs related to a commission with a majority membership of individuals who self-identify as living with a disability for the Seattle Disability Commission (SDC).

Proposed Technical

Central Building Lease Cost Increase

Expenditures \$29,566

This is a technical change to reflect the increase in external lease costs at the Central Building.

Citywide Adjustments for Standard Cost Changes

Expenditures \$66,096

Citywide technical adjustments made in the baseline phase reflect changes to internal services costs, including rates from the Department of Finance & Administrative Services, Seattle Information Technology Department, Seattle Department of Human Resources, and for healthcare, retirement and industrial insurance charges for the department. These adjustments reflect initial assumptions about these costs and inflators early in the budget process.

Language Premium Staff Stipend

Expenditures \$2,400

This item increases ongoing appropriation authority for language services stipends. Per the Coalition of City Unions collective bargaining agreement, City employees who are multilingual and provide language services, such as interpretation and translation, to communicate with clients and/or other employees in business-related situations are now eligible for a monthly language premium stipend. The amounts in the 2022 budget are estimates based on the eligible employees from 2021.

Participatory Budgeting Positions

Position Allocation 3.00

This is a technical adjustment to reflect three positions added in Ordinance 126360 to support the participatory budgeting process. No budget is required as the ordinance fully funded the positions in 2021 through 2023 and unspent funds from 2021 will automatically carryforward to 2022. The positions will sunset as of December 31, 2023. Additional information about the funding for Participatory Budgeting projects can be found in the Finance General section of the budget book.

Office for Civil Rights

Expenditure Overview

	2020 Actuals	2021 Adopted	2022 Proposed
Appropriations			
OCR - BO-CR-X1R00 - Civil Rights			
00100 - General Fund	5,364,707	6,997,982	7,414,185
Total for BSL: BO-CR-X1R00	5,364,707	6,997,982	7,414,185
 Department Total	 5,364,707	 6,997,982	 7,414,185
 Department Full-Time Equivalents Total*	 35.00	 35.50	 38.50

** FTE totals are provided for informational purposes only. Changes in FTEs resulting from City Council or Human Resources Director actions outside of the budget process may not be detailed here*

Budget Summary by Fund Office for Civil Rights

	2020 Actuals	2021 Adopted	2022 Proposed
00100 - General Fund	5,364,707	6,997,982	7,414,185
Budget Totals for OCR	5,364,707	6,997,982	7,414,185

Office for Civil Rights

Appropriations by Budget Summary Level and Program

OCR - BO-CR-X1R00 - Civil Rights

The purpose of the Civil Rights Budget Summary Level is to encourage and promote equal access and opportunity, diverse participation, and social and economic equity in Seattle. OCR works to eliminate discrimination in employment, housing, public accommodations, contracting, and lending in Seattle through enforcement, and policy and outreach activities. In addition, OCR is responsible for directing the Race and Social Justice Initiative, which leads other City departments to design and implement programs that help eliminate institutionalized racism.

Program Expenditures	2020 Actuals	2021 Adopted	2022 Proposed
Civil Rights Enforcement	1,302,966	1,782,488	1,798,066
Leadership and Administration	2,483,894	1,575,524	1,863,034
Policy	1,003,660	2,355,549	2,446,063
RSJI	574,187	1,284,421	1,307,021
Total	5,364,707	6,997,982	7,414,185
Full-time Equivalents Total*	35.00	35.50	38.50

**FTE totals are provided for informational purposes only. Changes in FTEs resulting from City Council or Human Resources Director actions outside of the budget process may not be detailed here*

The following information summarizes the programs in Civil Rights Budget Summary Level:

Civil Rights Enforcement

Expenditures/FTE	2020 Actuals	2021 Adopted	2022 Proposed
Civil Rights Enforcement	1,302,966	1,782,488	1,798,066
Full Time Equivalents Total	14.00	14.50	14.50

Leadership and Administration

Expenditures/FTE	2020 Actuals	2021 Adopted	2022 Proposed
Leadership and Administration	2,483,894	1,575,524	1,863,034
Full Time Equivalents Total	5.00	5.00	5.00

Policy

Office for Civil Rights

	2020	2021	2022
Expenditures/FTE	Actuals	Adopted	Proposed
Policy	1,003,660	2,355,549	2,446,063
Full Time Equivalents Total	8.00	8.00	11.00

RSJI

	2020	2021	2022
Expenditures/FTE	Actuals	Adopted	Proposed
RSJI	574,187	1,284,421	1,307,021
Full Time Equivalents Total	8.00	8.00	8.00

Seattle Department of Construction and Inspections

Nathan Torgelson, Director

(206) 684-8600

www.seattle.gov/sdc

Department Overview

The Seattle Department of Construction and Inspections (SDCI) administers City ordinances regulating building construction, the use of land, and housing. It supports Mayor Durkan's priority of delivering essential City services and building safer, more just communities.

SDCI is responsible for developing and enforcing policies and codes related to public safety, environmental protection, land use, construction and rental housing, including:

- Environmentally Critical Areas Ordinance (ECA)
- Housing and Building Maintenance Code (HBMC)
- Just Cause Eviction Ordinance
- Rental Registration and Inspection Ordinance (RRIO)
- Seattle Building and Residential Codes
- Seattle Condominium and Cooperative Conversion Ordinances
- Seattle Electrical Code
- Seattle Energy Code
- Seattle Grading Code
- Seattle Land Use Code
- Seattle Mechanical Code
- Seattle Noise Ordinance
- Seattle Rental Agreement Regulation Ordinance
- Seattle Shoreline Master Program (SSMP)
- Seattle Tenant Relocation Assistance Ordinance (TRAO)
- Seattle Tree Protection Ordinance
- State Environmental Policy Act (SEPA)
- Stormwater Code
- Side Sewer Code

SDCI reviews land use and construction-related permits, annually approving more than 48,000 permits and performing approximately 230,000 on-site inspections. SDCI's work includes permit review and community involvement with Master Use Permits (MUPs); shoreline permits and design review; review and approval of permits for construction, mechanical systems, site development, elevators, electrical installation, boilers, furnaces, refrigeration, signs and billboards; field inspections for all construction and trade-related permits; annual maintenance inspections of boilers, elevators, and refrigeration equipment; and home seismic retrofits.

SDCI also enforces compliance with the codes and handles more than 37,000 contacts per year at the Code Compliance Complaint Center.

SDCI operations are funded by a variety of fees and General Fund resources. SDCI must demonstrate that its fees are set to recover no more than the cost of related services. To provide this accountability, SDCI uses cost accounting to measure the full cost of its programs. Each program is allocated a share of departmental administration and other overhead costs to calculate the revenue requirements of the program.

Seattle Department of Construction and Inspections

Budget Snapshot

	2020 Actuals	2021 Adopted	2022 Proposed
Department Support			
General Fund Support	7,448,331	8,729,339	9,037,073
Other Funding - Operating	76,464,686	90,377,020	100,945,062
Total Operations	83,913,017	99,106,360	109,982,135
Total Appropriations	83,913,017	99,106,360	109,982,135

Full-Time Equivalents Total*	428.50	430.50	464.50
------------------------------	--------	--------	--------

* FTE totals are provided for informational purposes only. Changes in FTEs resulting from City Council or Human Resources Director actions outside of the budget process may not be detailed here

Budget Overview

Despite economic impacts related to the COVID-19 pandemic which have lowered overall permitting volumes from record levels at the end of the 2010s, the City of Seattle continues to see a high volume of trade permits. Building development activity also remains stable; through August 2021, SDCI brought in \$3.6 billion in intake valuation and has issued permits totaling \$2.2 billion in project valuation. SDCI anticipates an additional \$1.8 billion in intake valuation for the rest of 2021. The department continues to have a backlog of permits to process and inspections to perform; therefore, the 2022 Proposed Budget includes three additional inspections positions, a new small business permit facilitator position, and a code compliance FTE. The proposed budget also includes an additional staff person to work on green buildings/energy code issues, an FTE fully dedicated to advancing the City's Race and Social Justice Initiative, an additional finance position, and two additional FTEs to work in human resources.

The proposed budget takes a significant step forward to address building safety issues. First, it adds resources to develop a future proposal that will require buildings with unreinforced masonry to be seismically retrofitted. The retrofits will decrease the chance that the buildings will collapse in a large earthquake and increase the chance that they can be safely occupied after a small or moderate earthquake. The proposed budget also adds a position to oversee SDCI's emergency response and recovery efforts, to conduct related trainings, and the proposed budget includes one-time funding for emergency kits that will be used to evaluate structural damage to buildings after a disaster.

Accela is the City's enterprise-wide permitting system that allows greater sharing between departments that are using the system, including SDCI, the Seattle Department of Transportation and the Seattle Fire Department. Improvements are being made throughout 2021 and are expected to continue in 2022 as the department continues to enhance the new system. SDCI's proposed budget includes funding for an additional consultant team to address the backlog of needed Accela adjustments and enhancements. The proposed budget also includes funding to convert historical permitting information into the Accela format to increase accessibility and usability of legacy permitting data for architecture firms, City departments, building owners, and other permit customers.

Except for Code Compliance and Land Use Code Development, SDCI is primarily fee supported and its fees and charges are necessary to fund its permitting and inspections operations. Per state law and Seattle Municipal Code, all fees collected by SDCI for processing and inspecting permits are used for that purpose, and the fee structure is established accordingly. The 2022 Proposed Budget aligns Construction and Inspections Fund revenues with current revenue forecasts. The department will use both increased revenues and reserves to pay for increased expenditures in the proposed budget, such as Accela enhancements. The budget also adjusts revenues to align with proposed

Seattle Department of Construction and Inspections

budget legislation that reduces electrical, refrigeration and mechanical equipment fees in order to align permit fee revenues with expenses.

Incremental Budget Changes

Seattle Department of Construction and Inspections

	Dollars	FTE
2021 Adopted Budget	99,106,360	430.50
Baseline		
Baseline Adjustments for Personnel Costs	251,334	-
Citywide Adjustments for Standard Cost Changes	1,421,781	-
Proposed Operating		
Small Business Permit Facilitator	168,105	1.00
Unreinforced Masonry (URM) Program	222,746	1.00
Emergency Response	179,105	1.00
Race and Social Justice Initiative Staffing	168,105	1.00
Green Buildings and Energy Code Staffing	203,105	1.00
Code Compliance Staffing	289,967	1.00
Building Inspections Manager	168,105	1.00
Building Inspections Mechanical Inspector	178,985	1.00
Periodic Inspections Manager	181,770	1.00
Budget/Finance Staffing	168,105	1.00
Human Resources Staffing	254,067	2.00
SDCI Accela Enhancements Team	821,235	-
Virtual Permitting Counter	575,160	-
Legacy Permitting History Conversion	1,084,632	-
Labor Collection System Replacement	802,000	-
Increased Position Costs from Business-Driven Position Reclassifications	183,759	-
Fee Legislation Revenue Change	-	-
Proposed Technical		
Adjustments for Staff Added During 2021	3,250,413	22.00
Credit Card Transaction Fees	-	-
Fund Balancing Entries	-	-
General Fund Revenue Adjustments	-	-
Overhead Technical Adjustment	303,296	-
Revenue Adjustments	-	-
Total Incremental Changes	\$10,875,775	34.00
Total 2022 Proposed Budget	\$109,982,135	464.50

Seattle Department of Construction and Inspections

Description of Incremental Budget Changes

Baseline

Baseline Adjustments for Personnel Costs

Expenditures \$251,334

This centrally administered change adjusts appropriations to restore the annual wage increase for non-represented Executives, Managers and Strategic Advisors, which was forgone in 2021 due to financial constraints.

Citywide Adjustments for Standard Cost Changes

Expenditures \$1,421,781

Citywide technical adjustments made in the baseline phase reflect changes to internal services costs, including rates from the Department of Finance & Administrative Services, Seattle Information Technology Department, Seattle Department of Human Resources, and for healthcare, retirement and industrial insurance charges for the department. These adjustments reflect initial assumptions about these costs and inflators early in the budget process.

Proposed Operating

Small Business Permit Facilitator

Expenditures \$168,105

Position Allocation 1.00

This item adds a new small business permit facilitator to SDCI's budget. The person in this role will act as a single point of contact to help businesses and fill vacant commercial spaces downtown and in South Lake Union as well as other neighborhood business districts impacted by COVID-19. The position will provide early guidance on regulatory issues, the permitting process, application requirements, and the corrections process to help permit applicants advance more quickly through the permit process. This position will also assist in permitting for the arts community, which has been hit particularly hard during COVID-19. This item is funded through SDCI's overhead (9% General Fund and 91% permit fees in the Construction and Inspections Fund). Of the total amount, approximately \$3,000 is one-time.

Unreinforced Masonry (URM) Program

Expenditures \$222,746

Position Allocation 1.00

The 2022 Proposed Budget advances efforts to address unreinforced masonry issues by adding funding for a full-time advisor and a third-party consultant. This position and contractor will support the policy recommendations of the Unreinforced Masonry (URM) Policy Committee. The Committee recommends that the City require URM building owners to seismically retrofit their buildings in order to decrease the likelihood they will collapse in a large earthquake and increase the chance they can be safely occupied after a small or moderate earthquake. Of the total amount, \$200,000 is General Fund and \$23,000 is from the Construction and Inspections Fund; \$104,000 of the total amount is one-time.

Emergency Response

Expenditures \$179,105

Position Allocation 1.00

Seattle Department of Construction and Inspections

This item adds a position to serve as SDCI's emergency response coordinator. This position will maintain the SDCI Emergency Response Plan, coordinate and monitor training for SDCI staff on the plan and specific responsibilities, and partner and coordinate with the Office of Emergency Management (OEM) on exercises, initiatives and strategic planning for emergency response and recovery. This item also includes a one-time purchase of emergency response kit supplies that will enable SDCI personnel to evaluate structural damage after a natural disaster. This item is funded by the Construction and Inspections Fund and includes approximately \$14,000 for one-time items.

Race and Social Justice Initiative Staffing

Expenditures	\$168,105
Position Allocation	1.00

This item adds ongoing budget and position authority for a new staff person fully dedicated to advancing the Race and Social Justice Initiative (RSJI) in SDCI. This position will add essential expert-level guidance regarding succession planning, leadership training and development, and change management. The position will also support City-wide initiatives such as the Seattle Promise program. This item is funded through SDCI's overhead (9% General Fund and 91% permit fees in the Construction and Inspections Fund). The total amount includes approximately \$3,000 for one-time items.

Green Buildings and Energy Code Staffing

Expenditures	\$203,105
Position Allocation	1.00

The 2022 Proposed Budget supports the Green Building Incentive Program and high performing Energy Code requirements with the addition of one new FTE fully dedicated to this work. This item adds expert-level staff to develop and oversee inspection during construction, conduct product approvals, provide for code interpretations, and develop a comprehensive final inspection process for sophisticated green and energy efficient systems in new buildings per new Energy Code requirements established in Ordinance 126358, which Council approved in June 2021. This item is designed to help Seattle achieve Washington State's goal of reducing energy consumption by 70% by 2030. This position is funded by permit fees and includes roughly \$38,000 for a vehicle purchase and other one-time costs.

Code Compliance Staffing

Expenditures	\$289,967
Position Allocation	1.00

This action adds ongoing budget and position authority for Code Compliance staff and provides for increased labor costs due to business-driven position reclassifications. These positions provide capacity to support policy development, process improvement, training, and organizational development and will manage the following Code Compliance enforcement programs: Housing, the Rental Registration and Inspection Ordinance (RRIO), Property Owner and Tenant Assistance (POTA), Land Use, Shoreline, Environmental, Tree Protection, Vacant Buildings, Junk and Abatement, and Construction and technical codes. This item is funded by permit fees and includes approximately \$3,000 for one-time costs.

Building Inspections Manager

Expenditures	\$168,105
Position Allocation	1.00

This item adds ongoing budget and position authority for a Building Inspections Manager. This investment increases SDCI's ability to effectively oversee an increasingly complex building construction workload, including more sophisticated building systems and a high-volume construction atmosphere. This item also improves the Inspections

Seattle Department of Construction and Inspections

Team's span of control, increases the ability to develop meaningful staff training, and improves the customer experience by adding another accountability oversight manager. This position is funded by permit fees in SDCI's Construction and Inspections Fund and includes roughly \$3,000 for one-time items.

Building Inspections Mechanical Inspector

Expenditures	\$178,985
--------------	-----------

Position Allocation	1.00
---------------------	------

This item adds ongoing budget and position authority for a Mechanical Inspector. This position increases capacity to help SDCI keep up with current workload demand and anticipated sustained construction activity. It also adds capacity to handle increased "Subject to Field Inspection" field reviews and inspections as well as an increased number of outdoor equipment installations. This position is funded by permit fees and includes \$38,000 for a vehicle and other one-time items.

Periodic Inspections Manager

Expenditures	\$181,770
--------------	-----------

Position Allocation	1.00
---------------------	------

This action adds ongoing budget and position authority for a Periodic Inspections Manager. SDCI's periodic inspection workload increases every year because all elevators and boilers are inspected annually, in addition to inspections required by new construction. This position will provide expertise on complex building system workloads, including new energy efficiency standards, green concepts, climate change impacts, and innovations in built environment products and systems. This position will streamline business processes and develop new customer service performance targets for billing and annual certificate issuance needs. This position is paid for via permit fees and includes about \$3,000 for one-time items.

Budget/Finance Staffing

Expenditures	\$168,105
--------------	-----------

Position Allocation	1.00
---------------------	------

The 2022 Proposed Budget adds one FTE to SDCI's Finance and Accounting team. This will allow each division in SDCI to have a dedicated finance staff person. This position will also support the department's Principal Economist by querying and analyzing permitting and performance data for reports required by the Mayor's Office and City Council; it will also assist with data requests from the local media and public disclosure requests. This position is supported by permit fees and includes \$3,000 for one-time items.

Human Resources Staffing

Expenditures	\$254,067
--------------	-----------

Position Allocation	2.00
---------------------	------

This item adds two positions to SDCI's Human Resources (HR) team. Adding these positions will enable critical succession planning, provide capacity to plan for staff turnover, and strengthen SDCI's role in Citywide HR Governance and projects. This item is funded from SDCI overhead (9% General Fund and 91% permit fees in the Construction and Inspections Fund). Of the total amount, \$6,000 is one-time.

SDCI Accela Enhancements Team

Expenditures	\$821,235
--------------	-----------

This one-time item adds an additional Accela enhancements team for SDCI. This team directly supports the goal of improving customer service by streamlining permitting processes. The team will work on SDCI's backlog of more

Seattle Department of Construction and Inspections

than 200 Accela-related defects and needed adjustments. The added team will be staffed with consultants/contractors. This item is funded by permit fees in SDCI's Construction and Inspections Fund.

Virtual Permitting Counter

Expenditures	\$575,160
--------------	-----------

This action adds one-time budget authority to modernize customer service at SDCI. This item will deploy software to create a virtual permitting counter that will serve as an online version of the "walk in" experience at the Applicant Services Center in the Seattle Municipal Tower. This item is funded with permit fees.

Legacy Permitting History Conversion

Expenditures	\$1,084,632
--------------	-------------

This action adds one-time appropriation authority to convert historical permit information into the current Accela format. It also includes an update of the Permit and Property Records tool. This item directly improves customer service by increasing on-line access to permit history data and documents. SDCI Engineering Services and Land Use staff depend on historical data in order to analyze and approve current permit applications. Customers, from large architect/engineering firms to single-family homeowners, use historical records to determine as-built conditions and to confirm that existing structures were built to code. The Seattle Fire Department depends on these permit files for Certificates of Occupancy as well for access to plans for buildings that have recently burned. This investment is funded by permit fees in SDCI's Construction and Inspections Fund.

Labor Collection System Replacement

Expenditures	\$802,000
--------------	-----------

This action adds one-time budget authority to replace SDCI's aging Labor Collection System (LCS) with an integrated time-keeping system. The goal is to replace the existing application, which is at the end of its life, with an application that uses up-to-date technology and can be more easily maintained. SDCI requires a custom application for timekeeping due to the large number of project codes used in the department, as well as the need to track non-employee time. The current application was developed in 2006 and has had only minor updates since its original release. This item is funded by permit fees in SDCI's Construction and Inspections Fund.

Increased Position Costs from Business-Driven Position Reclassifications

Expenditures	\$183,759
Position Allocation	-

The action adds ongoing budget authority to cover increased labor costs due to business-driven position reclassifications that allow SDCI to better fulfill business needs, provide appropriate customer service response levels, and retain talented staff.

Fee Legislation Revenue Change

Revenues	\$(1,291,907)
----------	---------------

This item recognizes a reduction in projected Construction and Inspections Fund revenues due to proposed budget legislation. SDCI's permit fee legislation includes a 25% reduction to the administrative fee for electrical permits as well as a 33% reduction to various refrigeration and furnace installation fees. SDCI reviews its fees annually and adjusts permit fees to align with the actual expenses of administering and supporting the permits.

Seattle Department of Construction and Inspections

Proposed Technical

Adjustments for Staff Added During 2021

Expenditures	\$3,250,413
Position Allocation	22.00

This action adds ongoing budget and position authority to adjust for staff added in the 2021 mid-year supplemental budget ordinance (Council Bill 120112). This includes 5 additional staff to work on the Accela permitting system, 2 positions to work on virtual design review, 1 FTE to work on the Property Owner and Tenant Assistance program, 1 position to work on building commissioning, and a total of 13 inspectors to conduct electrical, site development, elevator, pressure system, drainage, and building inspections.

Credit Card Transaction Fees

Expenditures	-
--------------	---

This change reflects a \$375,000 adjustment for credit card transaction fees. The baseline budget for these fees is \$875,000; however, costs have averaged \$1.25 million per year for the past three years. Because this adjustment includes an offset to overhead, this is a net-zero budget adjustment in the Construction and Inspections Fund.

Fund Balancing Entries

Revenues	\$(3,546,500)
----------	---------------

This item is a technical item to balance revenues and expenditures for fund 48100, the Construction and Inspections Fund, which is managed by SDCI.

General Fund Revenue Adjustments

Revenues	\$340,000
----------	-----------

This item captures centrally projected and forecast General Fund revenue increments for this department.

Overhead Technical Adjustment

Expenditures	\$303,296
--------------	-----------

This action adjusts the distribution of indirect overhead expenses across SDCI's budget programs. This adjustment is necessary to account for 2022 Proposed Budget changes in the following programs: Compliance; Government Policy Safety & Support; Indirect Cost Recovery Offset; Inspections; Land Use Services; Permit Services; and Rental Housing.

Revenue Adjustments

Revenues	\$15,406,449
----------	--------------

This item adjusts Construction and Inspections Fund revenues to align with current revenue forecasts. The forecasts have been updated based on current economic conditions.

Seattle Department of Construction and Inspections

Expenditure Overview

	2020 Actuals	2021 Adopted	2022 Proposed
Appropriations			
SDCI - BO-CI-U2200 - Land Use Services			
00100 - General Fund	316,468	267,622	299,800
48100 - Construction and Inspections	18,978,552	24,007,643	24,606,652
Total for BSL: BO-CI-U2200	19,295,020	24,275,265	24,906,451
SDCI - BO-CI-U2300 - Permit Services			
48100 - Construction and Inspections	22,713,821	29,075,410	29,587,305
Total for BSL: BO-CI-U2300	22,713,821	29,075,410	29,587,305
SDCI - BO-CI-U23A0 - Inspections			
00100 - General Fund	63,942	252,607	226,182
48100 - Construction and Inspections	23,809,683	26,388,248	30,366,670
Total for BSL: BO-CI-U23A0	23,873,625	26,640,854	30,592,851
SDCI - BO-CI-U2400 - Compliance			
00100 - General Fund	5,906,999	7,293,370	7,290,172
00164 - Unrestricted Cumulative Reserve Fund	123,370	141,613	141,613
30010 - REET I Capital Fund	205,649	360,000	360,000
48100 - Construction and Inspections	3,622,324	3,885,573	4,652,664
Total for BSL: BO-CI-U2400	9,858,342	11,680,556	12,444,449
SDCI - BO-CI-U2500 - Leadership and Administration			
48100 - Construction and Inspections	1,817	-	-
Total for BSL: BO-CI-U2500	1,817	-	-
SDCI - BO-CI-U2600 - Government Policy, Safety & Support			
00100 - General Fund	1,160,923	915,741	1,220,919
48100 - Construction and Inspections	1,224,666	1,360,249	1,376,999
Total for BSL: BO-CI-U2600	2,385,589	2,275,989	2,597,918
SDCI - BO-CI-U2800 - Process Improvements & Technology			
48100 - Construction and Inspections	5,784,804	5,158,285	9,853,160
Total for BSL: BO-CI-U2800	5,784,804	5,158,285	9,853,160
Department Total	83,913,017	99,106,360	109,982,135
Department Full-Time Equivalents Total*	428.50	430.50	464.50

* FTE totals are provided for informational purposes only. Changes in FTEs resulting from City Council or Human Resources Director actions outside of the budget process may not be detailed here

Seattle Department of Construction and Inspections

Budget Summary by Fund Seattle Department of Construction and Inspections

	2020 Actuals	2021 Adopted	2022 Proposed
00100 - General Fund	7,448,331	8,729,339	9,037,073
00164 - Unrestricted Cumulative Reserve Fund	123,370	141,613	141,613
30010 - REET I Capital Fund	205,649	360,000	360,000
48100 - Construction and Inspections	76,135,667	89,875,407	100,443,449
Budget Totals for SDCI	83,913,017	99,106,360	109,982,135

Revenue Overview

2022 Estimated Revenues

Account Code	Account Name	2020 Actuals	2021 Adopted	2022 Proposed
341900	General Government-Other Rev	8,712	-	-
342040	Detention/Correction Fees	-	-	340,000
350020	Fines/Forfeits-Non-Pkg Infract	241,503	55,000	55,000
350180	Misc Fines & Penalties	127,487	-	-
Total Revenues for: 00100 - General Fund		377,702	55,000	395,000
321900	Bus Lic&Perm-Other	49,009	-	-
322010	Nonbus Lic&Perm-Bldngs&Strc	42,706,804	28,906,987	37,052,272
322020	Nonbus Lic&Perm-Refrigerati	1,056,079	1,072,658	1,070,791
322030	Nonbus Lic&Perm-Use	11,120,162	9,188,169	10,618,054
322050	Nonbus Lic&Perm-Electrical	9,196,227	6,241,037	8,943,151
322060	Nonbus Lic&Perm-Sign	456,213	639,390	488,696
322070	Nonbus Lic&Perm-Boiler	1,327,351	1,432,315	1,647,147
322080	Nonbus Lic&Perm-Elevator	2,800,861	4,605,709	4,928,697
322090	Nonbus Lic&Perm-Furn & Oil	839,542	-	-
322270	Nonbus Lic&Perm-Energy	497,515	-	-
322900	Nonbus Lic&Perm-Other	28,595	-	-
332010	Fed Entitlmnt-Forfeited Prop	1,097	-	-
341050	Word Proc/Printing/Dupl Svcs	996	-	-
341090	Sales Of Merchandise	806	-	-
341190	Personnel Service Fees	40	-	-
341900	General Government-Other Rev	247,385	2,118,840	2,118,840
342070	Condominium Conversion Fees	751	-	-
342080	Vacant Building Inspect Fees	275,221	-	-
342100	Rental Housing Regist Fees	1,083,152	3,163,605	2,198,058
343000	Utilities	(7,140)	-	-

Seattle Department of Construction and Inspections

343180	Drainage Permit Fees	3,719,784	2,607,904	4,283,505
343190	Other Drainage/Wastewater Rev	347	-	-
343300	Abatement Charges	83,421	-	-
343310	Recoveries	2,707,198	2,000,000	2,671,759
344130	Plan Review & Inspection	10,002	-	-
344900	Transportation-Other Rev	455,509	423,750	493,936
350190	Nsf Check Fees	147	-	-
360020	Inv Earn-Residual Cash	1,919,410	1,176,338	1,176,338
360220	Interest Earned On Deliquent A	1,630	-	-
360360	Sponsorship And Royalties	198	-	-
360900	Miscellaneous Revs-Other Rev	3,176	8,064,477	8,064,477
Total Revenues for: 48100 - Construction and Inspections		80,581,489	71,641,180	85,755,722
400000	Use of/Contribution to Fund Balance	-	18,234,227	14,687,727
Total Resources for: 48100 - Construction and Inspections		80,581,489	89,875,407	100,443,449
Total SDCI Resources		80,959,191	89,930,407	100,838,449

Seattle Department of Construction and Inspections

Appropriations by Budget Summary Level and Program

SDCI - BO-CI-U2200 - Land Use Services

The purpose of the Land Use Services Budget Summary Level is to provide land use permitting services.

Program Expenditures	2020 Actuals	2021 Adopted	2022 Proposed
Land Use Services	19,295,020	22,603,024	23,234,210
Land Use Services CBA	-	1,672,241	1,672,241
Total	19,295,020	24,275,265	24,906,451
Full-time Equivalents Total*	99.00	99.00	102.00

**FTE totals are provided for informational purposes only. Changes in FTEs resulting from City Council or Human Resources Director actions outside of the budget process may not be detailed here*

The following information summarizes the programs in Land Use Services Budget Summary Level:

Land Use Services

The purpose of the Land Use Services Program is to provide land use permitting services to project applicants, City of Seattle departments, public agencies, and residents. Land Use staff provide permit process information and regulatory expertise to inform pre-application construction project design. Land Use staff also review development concepts as part of a developer's permit application. The Land Use review process includes eliciting public input and facilitating public meetings and design review board meetings. It may also include coordination with various city and county agencies, defending project decisions during appeal to the Hearing Examiner or coordinating the department recommendation for a development application through the City Council approval process. These services are intended to ensure that development proposals are reviewed in a fair, reasonable, efficient, and predictable manner, and to ensure that the plans substantially comply with applicable codes, legal requirements, policies, and community design standards.

Expenditures/FTE	2020 Actuals	2021 Adopted	2022 Proposed
Land Use Services	19,295,020	22,603,024	23,234,210
Full Time Equivalents Total	99.00	99.00	102.00

Land Use Services CBA

The purpose of the Land Use Services CBA Program is to display the amount of unallocated Contingent Budget Authority (CBA) in the Land Use Services BSL that has not been accessed. In contrast, CBA that is accessed is appropriated in the programs in which it will be spent.

Expenditures/FTE	2020 Actuals	2021 Adopted	2022 Proposed
Land Use Services CBA	-	1,672,241	1,672,241

Seattle Department of Construction and Inspections

SDCI - BO-CI-U2300 - Permit Services

The purpose of the Permit Services Budget Summary Level is to facilitate the review of development plans and processing of permits.

Program Expenditures	2020 Actuals	2021 Adopted	2022 Proposed
Permit Services	22,713,821	25,409,275	25,921,169
Permit Services CBA	-	3,666,136	3,666,136
Total	22,713,821	29,075,410	29,587,305
Full-time Equivalents Total*	105.00	105.00	106.00

**FTE totals are provided for informational purposes only. Changes in FTEs resulting from City Council or Human Resources Director actions outside of the budget process may not be detailed here*

The following information summarizes the programs in Permit Services Budget Summary Level:

Permit Services

The purpose of the Permit Services Program is to facilitate the review of development plans and processing of permits.

Expenditures/FTE	2020 Actuals	2021 Adopted	2022 Proposed
Permit Services	22,713,821	25,409,275	25,921,169
Full Time Equivalents Total	105.00	105.00	106.00

Permit Services CBA

The purpose of the Permit Services CBA Program is to display the amount of unallocated Contingent Budget Authority (CBA) in the Permit Services BSL that has not been accessed for construction plan review and peer review contracts. In contrast, CBA that is accessed is appropriated in the programs in which it will be spent.

Expenditures/FTE	2020 Actuals	2021 Adopted	2022 Proposed
Permit Services CBA	-	3,666,136	3,666,136

SDCI - BO-CI-U23A0 - Inspections

The purpose of the Inspections Budget Summary Level is to provide on-site inspections of property under development, inspections of mechanical equipment at installation and on an annual or biennial cycle, and certification of installers and mechanics.

Program Expenditures	2020 Actuals	2021 Adopted	2022 Proposed
Inspections	23,873,625	23,914,754	27,866,751

Seattle Department of Construction and Inspections

Inspections Services CBA	-	2,726,100	2,726,100
Total	23,873,625	26,640,854	30,592,851
Full-time Equivalents Total*	104.00	104.00	121.00

**FTE totals are provided for informational purposes only. Changes in FTEs resulting from City Council or Human Resources Director actions outside of the budget process may not be detailed here*

The following information summarizes the programs in Inspections Budget Summary Level:

Inspections

The purpose of the Inspections Program is to provide timely on-site inspections of property under development at predetermined stages of construction; work closely with project architects, engineers, developers, contractors, and other City of Seattle departments to approve projects as substantially complying with applicable City codes, ordinances, and approved plans; and to issue final approvals for occupancy.

	2020	2021	2022
Expenditures/FTE	Actuals	Adopted	Proposed
Inspections	23,873,625	23,914,754	27,866,751
Full Time Equivalents Total	104.00	104.00	121.00

Inspections Services CBA

The purpose of the Inspections Services CBA Program is to display the amount of Contingent Budget Authority (CBA) that has not been accessed within the Inspections BCL for construction inspections and electrical inspections with plan review. In contrast, CBA that is accessed is appropriated in the programs in which it will be spent.

	2020	2021	2022
Expenditures/FTE	Actuals	Adopted	Proposed
Inspections Services CBA	-	2,726,100	2,726,100

SDCI - BO-CI-U2400 - Compliance

The purpose of the Compliance Budget Summary Level is to ensure land and buildings are developed, used and maintained according to applicable code standards, reduce deterioration of structures and properties, enforce tenant protections, and support outreach and education for landlords and tenants in coordination with other departments and community organizations.

Program Expenditures	2020	2021	2022
	Actuals	Adopted	Proposed
Compliance	-	9,519,887	10,164,705
Compliance	7,999,089	-	-
Rental Housing	-	2,160,668	2,279,744
Rental Housing	1,859,253	-	-
Total	9,858,342	11,680,556	12,444,449
Full-time Equivalents Total*	51.50	52.50	54.50

Seattle Department of Construction and Inspections

**FTE totals are provided for informational purposes only. Changes in FTEs resulting from City Council or Human Resources Director actions outside of the budget process may not be detailed here*

The following information summarizes the programs in Compliance Budget Summary Level:

Compliance

The purpose of the Compliance Program is to investigate and respond to violations of code standards for the development, use, maintenance, and management of land and buildings, facilitate compliance by property owners and other responsible parties, pursue enforcement actions against violators through the legal system, reduce the deterioration of structures and properties to reduce blight, and manage the adoption of administrative rules and response to claims. The program also supports outreach and education for landlords and tenants, working in coordination with other departments and community organizations.

	2020 Actuals	2021 Adopted	2022 Proposed
Expenditures/FTE			
Compliance	7,999,089	9,519,887	10,164,705
Full Time Equivalents Total	38.50	39.50	40.50

Rental Housing

The purpose of the Rental Housing Program is to improve the quality of the rental housing stock in Seattle and investigate and respond to violations of tenant protection regulations. By registering and inspecting all rental housing properties the program helps ensure key life, health and safety standards are met. The program provides assistance to property owners and tenants regarding relocation assistance, just cause eviction, and other duties and responsibilities of owners and tenants.

	2020 Actuals	2021 Adopted	2022 Proposed
Expenditures/FTE			
Rental Housing	1,859,253	2,160,668	2,279,744
Full Time Equivalents Total	13.00	13.00	14.00

SDCI - BO-CI-U2500 - Leadership and Administration

The purpose of the Leadership & Administration Budget Summary Level is to lead and direct department employees, provide policy guidance, and oversee relationships with the community.

Program Expenditures	2020 Actuals	2021 Adopted	2022 Proposed
Citywide Indirect Costs	-	23,382,591	24,773,696
Departmental Indirect Costs	-	4,068,703	4,821,561
Departmental Indirect Costs	1,260	-	-
Divisional Indirect Costs	557	2,951,440	3,377,118
Indirect Cost Recovery Offset	-	(30,402,734)	(32,972,375)
Total	1,817	-	-

Seattle Department of Construction and Inspections

Full-time Equivalents Total*	59.00	59.00	64.00
*FTE totals are provided for informational purposes only. Changes in FTEs resulting from City Council or Human Resources Director actions outside of the budget process may not be detailed here			

The following information summarizes the programs in Leadership and Administration Budget Summary Level:

Citywide Indirect Costs

The purpose of the Citywide Indirect Costs Program is to collect and allocate departmental central costs such as pooled costs, paid-time-off, and other City central costs. The costs in this program are allocated to all department programs except the Contingent Budget Authority (CBA) Programs, the Process Improvements & Technology (PI&T) Program, and other programs in Leadership and Administration.

Expenditures/FTE	2020 Actuals	2021 Adopted	2022 Proposed
Citywide Indirect Costs	-	23,382,591	24,773,696

Departmental Indirect Costs

The purpose of the Departmental Indirect Costs Program is to lead and support department employees; provide policy guidance and financial stewardship; manage the public disclosure of documents; and oversee relationships with the community, government agencies, and the media. The costs in this program are allocated to all department programs except the Contingent Budget Authority (CBA) Programs, the Process Improvements & Technology (PI&T) Program, and other programs in Leadership and Administration.

Expenditures/FTE	2020 Actuals	2021 Adopted	2022 Proposed
Departmental Indirect Costs	1,260	4,068,703	4,821,561
Full Time Equivalents Total	32.00	32.00	37.00

Divisional Indirect Costs

The purpose of the Divisional Indirect Costs Program is to provide support functions for SDCI's primarily fee funded programs: Land Use Services, Permit Services, Inspections; and for the fee-funded portion of the Government Policy, Safety and Support Program. The costs in this program are allocated only to the programs described above.

Expenditures/FTE	2020 Actuals	2021 Adopted	2022 Proposed
Divisional Indirect Costs	557	2,951,440	3,377,118
Full Time Equivalents Total	27.00	27.00	27.00

Indirect Cost Recovery Offset

Seattle Department of Construction and Inspections

The purpose of the Indirect Cost Recovery Offset Program is to offset the proportionate share of Citywide Indirect Costs, Departmental Indirect Costs, and Divisional Indirect Costs that allocate to the department's other Budget Summary Level programs as overhead. It is necessary to offset the full cost of indirect cost programs to calculate the budget appropriation and revenue requirements of the related programs.

Expenditures/FTE	2020 Actuals	2021 Adopted	2022 Proposed
Indirect Cost Recovery Offset	-	(30,402,734)	(32,972,375)

SDCI - BO-CI-U2600 - Government Policy, Safety & Support

The purpose of the Government Policy, Safety & Support Budget Summary Level is to develop and update land use code and technical code regulations, and provide appropriate support for disaster preparation, mitigation, response, and recovery services.

Program Expenditures	2020 Actuals	2021 Adopted	2022 Proposed
Govt Policy, Safety & Support	2,385,589	2,275,989	2,597,918
Total	2,385,589	2,275,989	2,597,918
Full-time Equivalents Total*	10.00	10.00	11.00

**FTE totals are provided for informational purposes only. Changes in FTEs resulting from City Council or Human Resources Director actions outside of the budget process may not be detailed here*

SDCI - BO-CI-U2800 - Process Improvements & Technology

The purpose of the Process Improvements and Technology Budget Summary Level is to allow the department to plan and implement continuous improvements to its business processes, including related staff training and equipment purchases. The purpose includes ensuring the Department's major technology investments are maintained, upgraded, or replaced when necessary.

Program Expenditures	2020 Actuals	2021 Adopted	2022 Proposed
Process Improvements and Tech	5,784,804	5,158,285	9,853,160
Total	5,784,804	5,158,285	9,853,160
Full-time Equivalents Total*	-	1.00	6.00

**FTE totals are provided for informational purposes only. Changes in FTEs resulting from City Council or Human Resources Director actions outside of the budget process may not be detailed here*

Office of Economic Development

Pamela Banks, Interim Director

(206) 684-8090

www.seattle.gov/economicdevelopment

Department Overview

The Office of Economic Development (OED) is committed to building an inclusive economy in the City of Seattle. OED works at all levels of our local economy to:

- Support small and micro-businesses.
- Partner with neighborhood business districts, and support Business Improvement Area (BIA) formation.
- Support creative business sectors, workers, and special event organizers.
- Partner with key industries that drive innovation, job growth and global competitiveness, including technology, manufacturing, maritime, clean technology startups, healthcare, and creative industries.
- Invest in our local workforce with an emphasis on young people, low-income, as well as un-and under-employed adults.

Seattle--like all other cities and communities across the country is experiencing significant impacts from COVID-19 on our small businesses, workers, industries, neighborhoods, individuals, and families. Our Black, Indigenous, people of color, women, LGBTQ+, immigrant, refugee, and low-income communities have been disproportionately impacted as existing inequities have been exacerbated by the pandemic and ongoing institutional racism. As the city transitions from emergency COVID-19 response toward longer-term recovery, OED will play a leading and critical role in near- and long-term economic development and community resilience efforts. Through collaborative partnerships, our investments, strategies, and programs will work to achieve our population results for an inclusive economy and resilient communities:

- Neighborhood Recovery: Neighborhoods and communities rebound from the impacts of COVID-19 and thrive.
- Downtown Revitalization: Businesses, employees, residents, visitors, and cultural institutions in downtown neighborhoods are revitalized after COVID-19 and thriving.
- Small Business Support: Entrepreneurs and small businesses can recover from the impacts of COVID-19, stabilize, and grow their businesses.
- Education and Workforce Development: Current and future workers are employed and trained in opportunity sectors that are resistant to automation and have middle and high-wage earning potential.
- Targeted Investments in BIPOC Communities: Black, Indigenous, and People of Color communities recover from the impacts of COVID-19 and generate positive long-term outcomes.
- Access to Resources: Individuals and families recover from immediate economic and social impacts of COVID-19.

Budget Snapshot

	2020 Actuals	2021 Adopted	2022 Proposed
Department Support			
General Fund Support	15,870,860	14,554,537	12,064,722
Other Funding - Operating	115,779	62,597	17,300,000
Total Operations	15,986,639	14,617,134	29,364,721
Total Appropriations	15,986,639	14,617,134	29,364,721

Office of Economic Development

Full-Time Equivalents Total*	37.00	36.00	40.00
------------------------------	-------	-------	-------

* FTE totals are provided for informational purposes only. Changes in FTEs resulting from City Council or Human Resources Director actions outside of the budget process may not be detailed here

Budget Overview

The COVID-19 pandemic continues to affect Seattle's local and regional economy and disproportionately impact our Black, Indigenous and People of Color (BIPOC) communities. The Office of Economic Development (OED) has taken a leading role in delivering the emergency response to small businesses and workers, and has led in planning for Seattle's economic recovery and community resilience efforts. OED's programs further Seattle's Inclusive Economic Agenda by focusing on building community and generational wealth, connecting current and future workers to family-wage jobs and opportunities of the future economy that are resistant to automation, and capacity-building for neighborhood resilience in the face of displacement. OED programs intend to reduce the impact COVID-19 and systemic racism have had on individuals and communities who have been disproportionately harmed by both. Additional department operating changes help OED adjust to revenue changes and focus staff on citywide economic recovery strategies.

In July of 2020, City Council passed the JumpStart Payroll Tax legislation and Spending Resolution with collection of the tax set to begin on January 1, 2022. The 2022 Proposed Budget utilizes this tax in conjunction with other funding sources to invest \$17.8M in economic recovery and economic resiliency programming. These new investments in small business operating capital, workforce development, and small business ownership opportunities were informed by community process and align with the Council's JumpStart priorities.

Supporting Workers & Economic Recovery in 2022 OED will coordinate and implement a citywide workforce development strategy to support un/under employed, low income earning, and youth/young adult workers who are disproportionately impact by COVID, transition to middle-high wage careers that are resistant to automation and develop the in-demand skills for the future economy. New workforce development program investments totaling \$4.5M in Seattle Rescue Plan 3, enabled by funding from the federal Coronavirus Local Fiscal Recovery (CLFR) dollars will be distributed between OED and five other City departments. OED will provide coordinated leadership across the full portfolio of workforce development programming. New investments made within OED will focus on developing an inclusive maritime workforce development strategy.

Fulfilling the Equitable Communities Initiative Task Force Recommendations In 2021, City Council and Mayor Durkan allocated \$30M to recommendations made by the Equitable Communities Initiative Task Force. The Proposed Budget continues these investments intended to reduce the historic harm of institutional racism on BIPOC communities. The \$9.7 million in ECI investments made within OED are intended to connect BIPOC young people and adults to healthcare careers and create opportunities for small businesses to access capital and technical assistance. These investments are supported by and align with the JumpStart Payroll Tax and Spending Resolution.

Small Business Ownership Fund To complement the investments recommended by the Equitable Communities Initiative Task Force and further the City's economic recovery strategy, OED will launch the Small Business Ownership Fund. This investment is provided as part of Seattle Rescue Plan 3, enable by funding from CLFR. This fund will support small businesses ability own their properties, create place based economic growth, and advance anti-displacement initiatives throughout the city.

Office of Economic Development

Incremental Budget Changes

Office of Economic Development

	Dollars	FTE
2021 Adopted Budget	14,617,134	36.00
One-time Reversals	(3,386,000)	-
Maritime Workforce Development	500,000	-
Small Business Development Capital (Equitable Communities Initiative)	4,980,621	-
Small Business Technical Assistance (Equitable Communities Initiative)	2,480,621	-
Youth Healthcare Career Exploration (Equitable Communities Initiative)	480,621	-
Healthcare Career Pipeline (Equitable Communities Initiative)	1,680,621	-
ECI Staffing Changes	-	4.00
Small Business Ownership Fund	7,600,000	-
Permit Fee Reform Racial Equity Toolkit	50,000	-
Revenue Adjustments - Seattle Investment Fund Contribution	-	-
Contract Reduction & Shift in Funding Source	(90,987)	-
Admissions Tax Cut for Special Events Staffing	-	-
Funding Source Shift for Special Events Staffing	-	-
Healthcare Cost Tech Adjustment	77,516	-
Language Premium Staff Stipend	4,800	-
Deputy Director	200,328	-
Revenue Adjustments	-	-
Health Care Technical Adjustment	-	-
Baseline		
Citywide Adjustments for Standard Cost Changes	42,896	-
Baseline Adjustments for Personnel Costs	126,550	-
Total Incremental Changes	\$14,747,587	4.00
Total 2022 Proposed Budget	\$29,364,721	40.00

Description of Incremental Budget Changes

One-time Reversals

Expenditures	\$(3,386,000)
Revenues	\$(1,000,000)

This item reverses one-time changes to the 2021 Adopted Budget. \$14,000 will be restored to the baseline for the Creative Industry Advocate salary. \$50,000 in workforce development will be removed from the baseline.

Office of Economic Development

\$3,000,000 will be removed from the joint COVID relief funding. \$350,000 will be removed as part of the Clean City Initiative.

Maritime Workforce Development

Expenditures \$500,000

This item adds \$500,000 in one-time resources to create a workforce development program within the manufacturing and maritime key industries where Seattle holds a competitive advantage. Rebuilding a stronger, and more equitable economy after COVID-19 must focus on those most impacted by the pandemic including our communities of color and women. This item is part of a set of workforce development programming enabled by CLFR funds, and is part of Seattle Rescue Plan 3 (SRP3). The workforce development programming seeks to create strong pathways to middle wage jobs and more wealth-generating businesses in industries that will thrive in the future. Investments in economic inclusion will help Seattle recover from the pandemic and position our local economy for continued equitable growth. The other departments receiving workforce development allocations enabled by CLFR funds are ARTS, FAS, OH, OIRA, and OSE. See the Seattle Rescue Plan section of this 2022 Budget Book for more on SRP3.

Small Business Development Capital (Equitable Communities Initiative)

Expenditures \$4,980,621

This item adds \$5,000,000 for on-going programming and 1.0 FTE intended to decrease the barriers BIPOC populations face when securing financing for their small businesses. Funding will be provided in the form of small business grants to leverage additional lending as needed for small business growth and expansion that leads to additional small business employment and long-term commercial wealth. This item was recommended by the Equitable Communities Initiative Task Force, and is funded with Payroll Tax resources as it is consistent with the JumpStart policy goals regarding economic resiliency.

Small Business Technical Assistance (Equitable Communities Initiative)

Expenditures \$2,480,621

This item adds \$2,500,000 and 1 FTE to fund on-going technical assistance intended for BIPOC small business owners. These services will be provided via contractual relationships with local Community Development Financial Institutions ("CDFIs") and other organizations selected through an RFP process in 2021 for the same purpose. This item was recommended by the Equitable Communities Initiative Task Force, and is funded with Payroll Tax resources as it is consistent with the JumpStart policy goals regarding economic resiliency.

Youth Healthcare Career Exploration (Equitable Communities Initiative)

Expenditures \$480,621

This item adds \$500,000 for on-going programming and 1.0 FTE intended to increase the number of BIPOC representation in the healthcare profession. Funding will be intended for BIPOC focused organizations to create programs that advance youth career exploration activities, mentorships, internships, and partnerships in the health care sector. This item was recommended by the Equitable Communities Initiative Task Force, and is funded with Payroll Tax resources as it is consistent with the JumpStart policy goals regarding economic resiliency.

Healthcare Career Pipeline (Equitable Communities Initiative)

Expenditures \$1,680,621

This item adds \$1,700,000 for ongoing programming and 1.0 full time staff member intended to address the need for greater BIPOC representation in the healthcare profession, especially in positions which impact health outcomes, by focusing on programs that support new and/or non-traditional paths into healthcare careers and includes

Office of Economic Development

technical assistance for smaller healthcare providers. Funding will be used to contract with partner organizations to develop viable career pathways intended for BIPOC individuals within the health care profession. This item was recommended by the Equitable Communities Initiative Task Force, and is funded with Payroll Tax resources as it is consistent with the JumpStart policy goals regarding economic resiliency.

ECI Staffing Changes

Position Allocation	4.00
---------------------	------

This change increases the Office of Economic Development's position authority by 3.5 FTEs to provide sufficient staffing support within the Business Services BSL to implement the goals set out by the Equitable Communities Initiative Taskforce. This change is included in the Third Quarter 2021 Supplemental legislation for 2021 and this item formalizes the staffing increase for 2022.

Small Business Ownership Fund

Expenditures	\$7,600,000
--------------	-------------

This item adds \$7,600,000 to create a Small Business Ownership Fund. Funding is intended for BIPOC owned businesses in high displacement areas to finance the acquisition and development of commercial space, providing opportunities to own space and build equity. Financing will be paired with OED's technical assistance programs which will support businesses during the construction process. This investment is provided as part of Seattle Rescue Plan 3, enable by funding from CLFR.

Permit Fee Reform Racial Equity Toolkit

Expenditures	\$50,000
--------------	----------

This item adds \$50,000 of one-time funding to undertake a Racial Equity Toolkit process around the potential impacts of changing fees for film and special event permitting in the right of way. This investment would help to ensure that proposed fee reforms are properly informed by an equity analysis prior to drafting new legislation and fee schedules.

Revenue Adjustments - Seattle Investment Fund Contribution

Revenues	\$(91,000)
----------	------------

This on-going change reduces Seattle Investment Fund, LLC's (SIF) annual contributions to the General Fund by \$(91,000) to recognize the decrease in staff support OED provides the SIF. The 2022 baseline budget assumed a SIF contribution of \$117,000 to cover City's costs of engaging in asset management for the New Market Tax Credit (NMTC) funded real estate portfolio held by SIF. The projects in this portfolio are scheduled to complete by the end of 2022.

Contract Reduction & Shift in Funding Source

Expenditures	\$(90,987)
--------------	------------

This on-going change proposes to cut Community Development Block Grant (CDBG) spending with community-based contractors by \$91,000 and reallocate that CDBG funding to backfill for OED staff time spent providing technical assistance to small businesses. This shift in the use of CDBG would free up the General Fund (GF) previously backing this staff. General Fund savings resulting from this change will be used to support the reduction of revenue from the Seattle Investment Fund as previously described. Contract reductions for technical assistance will be support by the other funding allocations previously described.

Admissions Tax Cut for Special Events Staffing

Office of Economic Development

Revenues \$(63,919)

This on-going change decreases the Admissions Tax revenue received from the Office of Arts and Culture (Arts) which had previously supported the Office of Economic Development's Special Events Program Lead, Strategic Advisor 1 position. Through this change, OED will receive enhanced General Fund support in 2022 to backfill for this loss in funding which will ensure the seamless continuation of special events coordination work.

Funding Source Shift for Special Events Staffing

Expenditures -

This on-going change swaps the backing of OED expenditures related to the Special Events Lead Strategic Advisor 1 position, previously backed by the Office of Arts and Culture's (Arts) Admissions Tax. Due to a decrease in the revenue anticipated to be received from Arts Admissions Tax previously described, the General Fund will now fully back this position.

Healthcare Cost Tech Adjustment

Expenditures \$77,516

This is a technical adjustment to recognize \$77,516 in healthcare costs associated with the permanent hire of 4.0 FTEs brought on to support the work of the investments identified by the Equitable Communities Taskforce. Since healthcare costs are billed to one project in the Finance & Administration BSL, those cuts were reduced from the change requests made to the Business Services BSL and moved to the correct location.

Language Premium Staff Stipend

Expenditures \$4,800

This item increases ongoing appropriation authority for language services stipends by \$4,800. Per the Coalition of City Unions collective bargaining agreement, City employees who are multilingual and provide language services, such as interpretation and translation, to communicate with clients and/or other employees in business-related situations are now eligible for a monthly language premium stipend. The amounts in the 2022 budget are estimates based on the eligible employees from 2021.

Deputy Director

Expenditures \$200,328

Revenue Adjustments

Revenues \$388,001

This item increases OED's projection for Special Event (SE) permit fee collections by \$388,000 in 2022 to reflect a total SE fee collection of \$855,000 in 2022. This change assumes that OED will collect about 75% of the total fees collected in 2019 when SE permitting was at its peak of \$1.14M.

Health Care Technical Adjustment

Expenditures -

Baseline

Citywide Adjustments for Standard Cost Changes

Office of Economic Development

Expenditures \$42,896

Citywide technical adjustments made in the baseline phase reflect changes to internal services costs, including rates from the Department of Finance & Administrative Services, Seattle Information Technology Department, Seattle Department of Human Resources, and for healthcare, retirement and industrial insurance charges for the department. These adjustments reflect initial assumptions about these costs and inflators early in the budget process.

Baseline Adjustments for Personnel Costs

Expenditures \$126,550

This centrally administered change adjusts appropriations to restore the annual wage increase for non-represented Executives, Managers and Strategic Advisors, which was forgone in 2021 due to financial constraints.

Expenditure Overview

	2020 Actuals	2021 Adopted	2022 Proposed
Appropriations			
OED - BO-ED-ADMIN - Leadership and Administration			
00100 - General Fund	2,297,937	2,611,251	2,892,730
14500 - Payroll Expense Tax	-	-	77,516
Total for BSL: BO-ED-ADMIN	2,297,937	2,611,251	2,970,246
OED - BO-ED-X1D00 - Business Services			
00100 - General Fund	13,572,923	11,943,286	9,171,991
12400 - Arts and Culture Fund	115,779	62,597	-
14000 - Coronavirus Local Fiscal Recovery Fund	-	-	7,600,000
14500 - Payroll Expense Tax	-	-	9,622,484
Total for BSL: BO-ED-X1D00	13,688,702	12,005,883	26,394,475
Department Total	15,986,639	14,617,134	29,364,721
Department Full-Time Equivalents Total*	37.00	36.00	40.00

* FTE totals are provided for informational purposes only. Changes in FTEs resulting from City Council or Human Resources Director actions outside of the budget process may not be detailed here

Budget Summary by Fund Office of Economic Development

	2020 Actuals	2021 Adopted	2022 Proposed
00100 - General Fund	15,870,860	14,554,537	12,064,722
12400 - Arts and Culture Fund	115,779	62,597	-
14000 - Coronavirus Local Fiscal Recovery Fund	-	-	7,600,000
14500 - Payroll Expense Tax	-	-	9,700,000
Budget Totals for OED	15,986,639	14,617,134	29,364,721

Office of Economic Development

Appropriations by Budget Summary Level and Program

OED - BO-ED-ADMIN - Leadership and Administration

The purpose of the Leadership and Administration Budget Summary Level is to provide executive, community, financial, human resource, technology and business support to the Office of Economic Development.

Program Expenditures	2020 Actuals	2021 Adopted	2022 Proposed
Citywide Indirect Costs	687,279	811,449	793,428
Departmental Indirect Costs	1,024,658	1,245,439	1,465,560
Pooled Benefits	586,001	554,363	711,259
Total	2,297,937	2,611,251	2,970,246
Full-time Equivalents Total*	8.00	8.00	8.00

**FTE totals are provided for informational purposes only. Changes in FTEs resulting from City Council or Human Resources Director actions outside of the budget process may not be detailed here*

The following information summarizes the programs in Leadership and Administration Budget Summary Level:

Citywide Indirect Costs

The purpose of the Citywide Indirect Costs program is to fund internal services costs originating from outside of the department such as allocated costs from the Department of Finance and Administrative Services and Seattle Information Technology Department.

Expenditures/FTE	2020 Actuals	2021 Adopted	2022 Proposed
Citywide Indirect Costs	687,279	811,449	793,428

Departmental Indirect Costs

The purpose of the Departmental Indirect Costs program is to fund costs associated with management of the department. This may include personnel costs related to department leadership and administration or other administrative costs such as external rent and operating supplies or services.

Expenditures/FTE	2020 Actuals	2021 Adopted	2022 Proposed
Departmental Indirect Costs	1,024,658	1,245,439	1,465,560
Full Time Equivalents Total	8.00	8.00	8.00

Pooled Benefits

Office of Economic Development

The purpose of the Pooled Benefits program is to fund department costs associated with health and dental insurance, workers compensation, and unemployment insurance contributions.

	2020	2021	2022
Expenditures/FTE	Actuals	Adopted	Proposed
Pooled Benefits	586,001	554,363	711,259

OED - BO-ED-X1D00 - Business Services

The purpose of the Business Services Budget Summary Level is to promote economic development in the City.

Program Expenditures	2020	2021	2022
	Actuals	Adopted	Proposed
Business Services	13,688,702	12,005,883	26,394,475
Total	13,688,702	12,005,883	26,394,475
Full-time Equivalents Total*	29.00	28.00	32.00

**FTE totals are provided for informational purposes only. Changes in FTEs resulting from City Council or Human Resources Director actions outside of the budget process may not be detailed here*

Office of Hearing Examiner

Ryan Vancil, Hearing Examiner

(206) 684-0521

<http://www.seattle.gov/examiner/>

Department Overview

The Office of Hearing Examiner is Seattle's quasi-judicial forum for reviewing factual and legal issues raised by the application of City Code requirements to specific people or property. As authorized by the Seattle Municipal Code, the office conducts hearings and decides appeals in cases where members of the public disagree with a decision made by a City agency. Many of the matters appealed to the Hearing Examiner relate to land use and environmental permit decisions and interpretations made by the Seattle Department of Construction and Inspections. The Hearing Examiner also hears appeals in many other subject areas, and makes recommendations to the City Council on rezoning petitions, major institution master plans, and other Council land-use actions.

The Hearing Examiner is appointed by the City Council, and Deputy Hearing Examiners are appointed by the Hearing Examiner. Examiners handle all pre-hearing matters, regulate the conduct of hearings, and prepare decisions and recommendations based upon the hearing record and applicable law. The Seattle Municipal Code requires all examiners to be attorneys with training and experience in administrative hearings. The Hearing Examiner also manages an executive assistant to oversee the administrative areas of the office, a legal assistant to assist with hearings and decision preparation, and an administrative specialist to support all other office positions and provide information to the public.

Budget Snapshot

	2020 Actuals	2021 Adopted	2022 Proposed
Department Support			
General Fund Support	913,728	1,061,517	1,078,071
Total Operations	913,728	1,061,517	1,078,071
Total Appropriations	913,728	1,061,517	1,078,071
Full-Time Equivalents Total*	5.00	5.00	5.00

** FTE totals are provided for informational purposes only. Changes in FTEs resulting from City Council or Human Resources Director actions outside of the budget process may not be detailed here*

Budget Overview

The 2022 Proposed Budget maintains support to the Office of Hearing Examiner (HXM) and preserves the services provided by the Hearing Examiner to members of the public and the City Council. Technical adjustments have been made to bring the proposed budget into alignment with an Annual Wage Increase, and other citywide adjustments to internal service costs.

Office of Hearing Examiner

Incremental Budget Changes

Office of Hearing Examiner

	Dollars	FTE
2021 Adopted Budget	1,061,517	5.00
Baseline		
Citywide Adjustments for Standard Cost Changes	16,554	-
Total Incremental Changes	\$16,554	-
Total 2022 Proposed Budget	\$1,078,071	5.00

Description of Incremental Budget Changes

Baseline

Citywide Adjustments for Standard Cost Changes

Expenditures \$16,554

Citywide technical adjustments made in the baseline phase reflect changes to internal services costs, including rates from the Department of Finance & Administrative Services, Seattle Information Technology Department, Seattle Department of Human Resources, and for healthcare, retirement and industrial insurance charges for the department. These adjustments reflect initial assumptions about these costs and inflators early in the budget process.

Expenditure Overview

	2020 Actuals	2021 Adopted	2022 Proposed
Appropriations			
HXM - BO-HX-V1X00 - Office of the Hearing Examiner			
00100 - General Fund	913,728	1,061,517	1,078,071
Total for BSL: BO-HX-V1X00	913,728	1,061,517	1,078,071
Department Total	913,728	1,061,517	1,078,071
Department Full-Time Equivalents Total*	5.00	5.00	5.00

** FTE totals are provided for informational purposes only. Changes in FTEs resulting from City Council or Human Resources Director actions outside of the budget process may not be detailed here*

Office of Hearing Examiner

Budget Summary by Fund Office of Hearing Examiner

	2020	2021	2022
	Actuals	Adopted	Proposed
00100 - General Fund	913,728	1,061,517	1,078,071
Budget Totals for HXM	913,728	1,061,517	1,078,071

Appropriations by Budget Summary Level and Program

HXM - BO-HX-V1X00 - Office of the Hearing Examiner

The purpose of the Office of Hearing Examiner Budget Summary Level is to conduct fair and impartial hearings in all subject areas where the Seattle Municipal Code grants authority to do so (there are currently more than 75 subject areas) and to issue decisions and recommendations consistent with applicable law.

Program Expenditures	2020	2021	2022
	Actuals	Adopted	Proposed
Office of the Hearing Examiner	913,728	1,061,517	1,078,071
Total	913,728	1,061,517	1,078,071
Full-time Equivalents Total*	5.00	5.00	5.00

**FTE totals are provided for informational purposes only. Changes in FTEs resulting from City Council or Human Resources Director actions outside of the budget process may not be detailed here*

Office of Housing

Emily Alvarado, Director

(206) 684-3727

<http://www.seattle.gov/housing/>

Department Overview

The mission of the Office of Housing (OH) is to build strong healthy communities and increase opportunities for people of all income levels to live in our city. To accomplish this mission, OH has three Budget Summary Levels:

- Multifamily Housing;
- Homeownership and Sustainability; and
- Leadership and Administration.

Multifamily Housing employs the Housing Levy and other federal and local funding to make low-interest loans to developers to develop or preserve affordable multifamily rental housing. OH monitors the housing portfolio to ensure that the policy objectives of the City are achieved and the units remain in good condition. The portfolio now includes 19,000 units, representing a significant investment of City and other funding in affordable housing over 39 years.

Homeownership and Sustainability includes three programs to assist low-income households:

- The **Home Ownership Program** supports first-time homebuyers and existing low-income homeowners through down payment assistance loans, subsidies for permanently affordable homes, and foreclosure prevention loans.
- The **Home Repair Program** provides grants or no- to low-interest loans to assist with critical home repairs.
- The **Weatherization Program** provides grants to increase energy efficiency and lower utility costs for low-income residents in both single-family and multifamily properties.

Leadership and Administration provides centralized leadership, coordination, technology, contracting, and financial management services to OH programs and capital projects. This includes the Policy and Planning program that establishes long-term strategic plans, develops and implements policy-based tools, and addresses housing-related aspects of citywide land use and community development planning.

Budget Snapshot

	2020 Actuals	2021 Adopted	2022 Proposed
Department Support			
General Fund Support	44,571	2,700,247	2,123,870
Other Funding - Operating	147,546,871	81,836,058	196,671,594
Total Operations	147,591,442	84,536,305	198,795,464
Total Appropriations	147,591,442	84,536,305	198,795,464
 Full-Time Equivalents Total*	 46.00	 46.00	 51.00

** FTE totals are provided for informational purposes only. Changes in FTEs resulting from City Council or Human Resources Director actions outside of the budget process may not be detailed here*

Office of Housing

Budget Overview

The Office of Housing (OH) is primarily supported by the 2016 Housing Levy, the Mandatory Housing Affordability program, and federal and state grants. Funding policies for the Housing Levy are detailed in the Levy Administrative and Financial (A&F) Plan, adopted by Council through a separate process. The A&F plan can be found [here](#). Throughout the COVID-19 pandemic, the need for housing production, acquisition, and preservation has remained critical for equitable response and recovery. The Office of Housing has continued significant investment in affordable housing projects in partnership with developers to produce and preserve multifamily rental housing that remains affordable under long-term income and rent restrictions.

In July of 2020, City Council passed the JumpStart Payroll Tax legislation and Spending Resolution with collection of the tax set to begin on January 1, 2022. The 2022 Proposed Budget utilizes this tax in conjunction with the base and other funding sources to invest \$198.8M in affordable housing of which \$114.3M are new investments detailed below. This investment is more than twice the amount available from base resources. These new investments, in housing capital, community-drive acquisition and development, and homeownership opportunities were informed by community process and align closely with the JumpStart spending priorities. Together these planning processes result in expanded funding for affordable housing for the purpose of alleviating poverty, reducing rates of homelessness, stimulating economic recovery, and building generational wealth for communities disproportionately impacted by COVID-19 and systemic and institutional racism.

New Investments in Housing Capital (\$89.5M) As a core component of ongoing COVID-19 response and recovery, the proposed budget includes significant new investments for rental housing capital with a focus on residents making at or below 30% of the average median income (AMI). The proposed budget invests \$89.5M for the production, preservation, or acquisition of affordable housing. This investment is made up of \$50.5M from Seattle Rescue Plan 3 using federal Coronavirus Local Fiscal Recovery (CLFR) dollars, \$17M from the Payroll Tax Fund and \$1.3M from the transportation network company (TNC) tax, and \$20.7M in new Mandatory Housing Affordability (MHA) projected revenue.

Community Driven Acquisition and Development of Affordable Housing (\$15.7M) The Strategic Investment Fund invests \$15.7M in communities facing high displacement pressure by acquiring or developing property for affordable housing projects. This investment compliments \$14.3M of additional funding for the Equitable Development Initiative in the Office of Planning and Community Development (OPCD). Both strategies use a community driven approach to addressing high displacement pressures as identified by the Equitable Community Indicator Report published by OCPD in September 2020.

Expanding Home Ownership to Grow Generational Wealth (\$6M) The Equitable Communities Task Force recommended \$6M in on-going investments to improve homeowner rates and homeownership retention intended to grow generational wealth in Black, Indigenous, and People of Color (BIPOC) communities that have been disproportionately impacted by a historically racist housing policies.

Additional Investments (\$3.1M)

Office of Housing

Incremental Budget Changes

Office of Housing

	Dollars	FTE
2021 Adopted Budget	84,536,305	46.00
Removal of One-Time 2021 Budget Adds	(2,700,000)	-
Investments in Affordable Housing Capital	17,000,000	-
Expanded Capital Investment in Affordable Rental Housing Production and Preservation	50,498,109	-
Investments to Address Residential Displacement (Strategic Investment Fund)	15,700,000	-
Homeownership Development (Equitable Communities Initiative)	4,875,000	-
Ownership Retention Program (Equitable Communities Initiative)	875,000	-
Transportation Network Company Tax Revenue Authority	1,300,000	-
Single Family Oil Heat Conversion	1,498,461	1.00
Intake and Application Support for Expanded Weatherization Programs	26,539	1.00
Fine Revenue for Multifamily Electrification	61,500	-
Workforce Development; Affordable Housing and Homeless Service Providers	750,000	-
Reserve Funding for Equitable Communities Initiative Recommendation	250,000	-
Continuation of O&M Subsidy Adjustment	767,520	-
Local Option O&M Subsidies	1,929,400	-
Continuation of 2021 Q2 Ongoing Changes	409,594	3.00
Projected Revenue Adjustments	20,772,343	-
Baseline		
Citywide Adjustments for Standard Cost Changes	185,433	-
Baseline Adjustments for Personnel Costs	60,260	-
Total Incremental Changes	\$114,259,159	5.00
Total 2022 Proposed Budget	\$198,795,464	51.00

Description of Incremental Budget Changes

Removal of One-Time 2021 Budget Adds

Expenditures	\$(2,700,000)
Revenues	\$12,465,681

This baseline adjustment removes one-time 2021 Budget Adds from OH's 2022 budget. These one-time adds included funding for the following: the Home & Hope program (\$200K), Aurora Commons feasibility study (\$200K), Aurora Commons acquisition (\$1.5M), Central Area predevelopment work (\$250K), the Home for Good program (\$200K), and oil heat conversion (\$200K).

Office of Housing

Investments in Affordable Housing Capital

Expenditures \$17,000,000

This item adds \$17,000,000 in one-time funding for the production, preservation, or acquisition of affordable housing, including essential rehabilitation investments to extend the useful life of existing units. This item is funded with Payroll Tax resources as it is consistent with the JumpStart policy goals regarding investments in affordable housing.

Expanded Capital Investment in Affordable Rental Housing Production and Preservation

Expenditures \$50,498,109

This item adds \$50,498,109 in one-time funding for the production, preservation, or acquisition of affordable housing, including essential rehabilitation investments to extend the useful life of existing units. This item includes funding that is part of a package of CLFR-funded or CLFR-enabled items comprising Seattle Rescue Plan 3 (SRP3). See the Seattle Rescue Plan section of this 2022 Budget Book for more on SRP3.

Investments to Address Residential Displacement (Strategic Investment Fund)

Expenditures \$15,700,000

This proposal provides a dedicated resource for investments in the development of property located in high risk of displacement neighborhoods, including land and buildings, that is specifically intended to address residential displacement. This item is a companion to the \$14.3 million allocation of investments in the equitable development initiative in the Office of Planning and Community Development budget. This item is funded with Payroll Tax resources as it is consistent with the JumpStart policy goals regarding investments in affordable housing.

Homeownership Development (Equitable Communities Initiative)

Expenditures \$4,875,000

This item adds \$4,875,000 to develop an affordable housing program that creates equitable access to homeownership opportunities intended for Black, Indigenous, and People of Color (BIPOC) households who have been impacted by historically discriminatory housing policies, to remain in the City of Seattle, be rooted in place, and create generational wealth through homeownership. This item was recommended by the Equitable Communities Initiative Task Force and is funded with Payroll Tax resources as it is consistent with the JumpStart policy goals regarding home ownership.

Ownership Retention Program (Equitable Communities Initiative)

Expenditures \$875,000

This item adds \$875,000 to the Ownership Retention Program, that responds to homeowner's need to stay in their homes and their ability to develop their property as a means to secure assets for generational wealth and stabilize communities at risk of displacement. This item was recommended by the Equitable Communities Initiative Task Force, and is funded with Payroll Tax resources as it is consistent with the JumpStart policy goals regarding home ownership.

Transportation Network Company Tax Revenue Authority

Expenditures \$1,300,000

This item adds appropriation authority for new TNC revenue. Funds will be spent on OH capital investments.

Office of Housing

Single Family Oil Heat Conversion

Expenditures	\$1,498,461
Position Allocation	1.00

This item provides funding to fully meet the 2022 production targets of the 125 oil-to-heat electric heat pump conversions for low-income households regardless of any delay to the Heating Oil Tax. This item creates one Property Rehab Specialist position to implement the Oil Heat Conversion program. Funding for this program is supported by Payroll Tax resources as it is consistent with the JumpStart policy goals regarding Green New Deal investments. Funding will be supported by the Oil Heat Tax in 2023 and beyond.

Intake and Application Support for Expanded Weatherization Programs

Expenditures	\$26,539
Revenues	-
Position Allocation	1.00

This request adds a revenue-backed 1.0 FTE Development Finance Specialist to OH's Weatherization program in recognition of the significant growth of the program and need for intake, application, and related administrative support.

Fine Revenue for Multifamily Electrification

Expenditures	\$61,500
--------------	----------

This item appropriates OSE's fine-related revenue from enforcement of the building tune-up regulation. OH will use these funds for electrification or energy efficiency improvements in affordable housing multifamily buildings.

Workforce Development; Affordable Housing and Homeless Service Providers

Expenditures	\$750,000
--------------	-----------

This item adds \$750,000 to develop and strengthen the workforce in housing social service agencies throughout the city. This investment seeks to advance educational and technical training, intended for BIPOC workers to create new employment pipelines for the sector while simultaneously ensuring high quality delivery of housing and services to vulnerable people. This item is part of a set of workforce development programming enabled by CLFR funds, and is part of Seattle Rescue Plan 3 (SRP3). The workforce development programming seeks to create strong pathways to middle wage jobs and more wealth-generating businesses in industries that will thrive in the future. Investments in economic inclusion will help Seattle recover from the pandemic and position our local economy for continued equitable growth. The other departments receiving workforce development allocations enabled by CLFR funds are ARTS, FAS, OED, OIRA, and OSE. See the Seattle Rescue Plan section of this 2022 Budget Book for more on SRP3.

Reserve Funding for Equitable Communities Initiative Recommendation

Expenditures	\$250,000
--------------	-----------

This item holds \$250,000 in reserve for the implementation of consultant recommendations contracted in 2021. This item was recommended by the Equitable Communities Initiative Task Force and is funded by Payroll Tax resources as it is consistent with the JumpStart policy goals regarding home ownership.

Continuation of O&M Subsidy Adjustment

Expenditures	\$767,520
--------------	-----------

This item continues the appropriation authority needed to provide operating and maintenance (O&M) subsidies to new projects that are ready for occupancy.

Office of Housing

Local Option O&M Subsidies

Expenditures	\$1,929,400
--------------	-------------

Revenue from the Local Option Sales Tax funding source is two-fold: \$13.3 million for capital, and O&M subsidies for the projects built with the capital funds after they are complete. The two projects built with Local Option Sales Tax capital dollars are nearing completion and will be occupied in 2022. This technical adjustment reflects the appropriation authority necessary to begin distributing O&M subsidies to these projects in 2022.

Continuation of 2021 Q2 Ongoing Changes

Expenditures	\$409,594
Position Allocation	3.00

This item continues two ongoing adjustments made in the 2021 Q2 supplemental ordinance: 1) a net-zero shift of the budgeted medical benefit expenses from one operating BSL to two other operating BSLs, and 2) the addition of a Community Development Specialist for the Homeownership program.

Projected Revenue Adjustments

Expenditures	\$20,772,343
Revenues	\$22,823,227

This technical adjustment represents projected revenue changes from the baseline amounts in the 2022 Proposed Budget. Revenue adjustments tied to specific change requests are shown in those change requests and not included here. Amounts represent incremental differences only. These changes include inflationary adjustments, updated projections, and technical corrections.

Baseline

Citywide Adjustments for Standard Cost Changes

Expenditures	\$185,433
--------------	-----------

Citywide technical adjustments made in the baseline phase reflect changes to internal services costs, including rates from the Department of Finance & Administrative Services, Seattle Information Technology Department, Seattle Department of Human Resources, and for healthcare, retirement and industrial insurance charges for the department. These adjustments reflect initial assumptions about these costs and inflators early in the budget process.

Baseline Adjustments for Personnel Costs

Expenditures	\$60,260
--------------	----------

This centrally administered change adjusts appropriations to restore the annual wage increase for non-represented Executives, Managers and Strategic Advisors, which was forgone in 2021 due to financial constraints.

Office of Housing

Expenditure Overview

	2020 Actuals	2021 Adopted	2022 Proposed
Appropriations			
OH - BO-HU-1000 - Leadership and Administration			
00100 - General Fund	44,571	650,000	762,123
14500 - Payroll Expense Tax	-	-	1,125,000
16600 - Office of Housing Fund	4,436,482	5,710,995	5,641,097
Total for BSL: BO-HU-1000	4,481,053	6,360,994	7,528,220
OH - BO-HU-2000 - Homeownership & Sustainability			
00100 - General Fund	-	550,247	61,747
14500 - Payroll Expense Tax	-	-	6,373,461
16400 - Low Income Housing Fund	-	7,422,079	8,422,398
16403 - 2002 Levy Multipurpose Fund	1,095,460	-	-
16411 - 1995 Housing Levy Capital Fund	103,746	-	-
16413 - 1995 Levy Homebuyer Assist	106,957	-	-
16416 - 2009 Housing Levy Capital Fund	442,857	-	-
16418 - 2016 Housing Levy Capital Fund	1,864,287	-	-
16440 - Housing Program Support Fund	2,554,735	-	-
16600 - Office of Housing Fund	2,046,022	2,031,897	2,462,788
Total for BSL: BO-HU-2000	8,214,064	10,004,223	17,320,395
OH - BO-HU-3000 - Multifamily Housing			
00100 - General Fund	-	1,500,000	1,300,000
14000 - Coronavirus Local Fiscal Recovery Fund	-	-	50,498,109
14500 - Payroll Expense Tax	-	-	32,700,000
16400 - Low Income Housing Fund	-	64,743,994	87,111,325
16402 - 2002 Levy Very LIH Fund	1,028	-	-
16404 - 2002 Levy O&M Fund	4,576,024	-	-
16410 - 1986 Housing Levy Capital Fund	814,049	-	-
16411 - 1995 Housing Levy Capital Fund	100,715	-	-
16412 - 1995 Levy O&M Fund	2,412,984	-	-
16416 - 2009 Housing Levy Capital Fund	204,126	-	-
16417 - 2009 Levy O&M Fund	4,408,105	-	-
16418 - 2016 Housing Levy Capital Fund	28,669,816	-	-
16419 - 2016 Levy O&M Fund	6,583,840	-	-
16420 - 1986 Levy O&M Fund	684,985	-	-
16430 - Housing Incentive Fund	47,635,959	-	-
16440 - Housing Program Support Fund	34,122,277	-	-
16600 - Office of Housing Fund	1,637,162	1,927,093	2,337,415

Office of Housing

36510 - 2018 LTGO Taxable Bond Fund	1,134,202	-	-
36610 - 2019 LTGO Taxable Bond Fund	1,911,053	-	-
Total for BSL: BO-HU-3000	134,896,325	68,171,087	173,946,850
Department Total	147,591,442	84,536,305	198,795,464
Department Full-Time Equivalents Total*	46.00	46.00	51.00

** FTE totals are provided for informational purposes only. Changes in FTEs resulting from City Council or Human Resources Director actions outside of the budget process may not be detailed here*

Budget Summary by Fund Office of Housing

	2020 Actuals	2021 Adopted	2022 Proposed
00100 - General Fund	44,571	2,700,247	2,123,870
14000 - Coronavirus Local Fiscal Recovery Fund	-	-	50,498,109
14500 - Payroll Expense Tax	-	-	40,198,461
16400 - Low Income Housing Fund	-	72,166,073	95,533,723
16402 - 2002 Levy Very LIH Fund	1,028	-	-
16403 - 2002 Levy Multipurpose Fund	1,095,460	-	-
16404 - 2002 Levy O&M Fund	4,576,024	-	-
16410 - 1986 Housing Levy Capital Fund	814,049	-	-
16411 - 1995 Housing Levy Capital Fund	204,461	-	-
16412 - 1995 Levy O&M Fund	2,412,984	-	-
16413 - 1995 Levy Homebuyer Assist	106,957	-	-
16416 - 2009 Housing Levy Capital Fund	646,983	-	-
16417 - 2009 Levy O&M Fund	4,408,105	-	-
16418 - 2016 Housing Levy Capital Fund	30,534,104	-	-
16419 - 2016 Levy O&M Fund	6,583,840	-	-
16420 - 1986 Levy O&M Fund	684,985	-	-
16430 - Housing Incentive Fund	47,635,959	-	-
16440 - Housing Program Support Fund	36,677,011	-	-
16600 - Office of Housing Fund	8,119,666	9,669,985	10,441,300
36510 - 2018 LTGO Taxable Bond Fund	1,134,202	-	-
36610 - 2019 LTGO Taxable Bond Fund	1,911,053	-	-
Budget Totals for OH	147,591,442	84,536,305	198,795,464

Office of Housing

Revenue Overview

2022 Estimated Revenues

Account Code	Account Name	2020 Actuals	2021 Adopted	2022 Proposed
331110	Direct Fed Grants	-	-	-
Total Revenues for: 00100 - General Fund		-	-	-
311010	Real & Personal Property Taxes	-	37,862,143	37,862,143
313010	Sales & Use Tax-Local Share	-	3,500,000	3,500,000
331000	Direct Federal Grants	-	-	5,411
331110	Direct Fed Grants	-	1,426,267	1,426,267
334010	State Grants	-	-	(50,506)
334090	State Grants-Passthr	-	600,000	600,000
337010	Interlocal Grants	-	2,588,580	2,588,580
345020	Zoning & Subdivision Fees	-	25,200,000	45,900,000
360010	Investment Interest	-	2,000,000	2,000,000
360590	Program Income	-	4,000,000	4,000,000
374030	Capital Contr-Fed Dir Grants	-	2,968,574	2,968,574
397010	Operating Transfers In	-	5,225,000	5,015,826
Total Revenues for: 16400 - Low Income Housing Fund		-	85,370,564	105,816,294
400000	Use of/Contribution to Fund Balance	-	(12,854,244)	-
Total Resources for:16400 - Low Income Housing Fund		-	72,516,320	105,816,294
360140	Loan Interest Pmts Per Terms	642	-	-
360600	Principal On Loan	11,383	-	-
Total Revenues for: 16402 - 2002 Levy Very LIH Fund		12,026	-	-
360140	Loan Interest Pmts Per Terms	21,714	-	-
360150	Interest On Loan Payoffs	34,487	-	-
360600	Principal On Loan	238,892	-	-
360900	Miscellaneous Revs-Other Rev	33	-	-
Total Revenues for: 16403 - 2002 Levy Multipurpose Fund		295,126	-	-
360150	Interest On Loan Payoffs	87,555	-	-
360600	Principal On Loan	4,650,000	-	-
Total Revenues for: 16404 - 2002 Levy O&M Fund		4,737,555	-	-

Office of Housing

360140	Loan Interest Pmts Per Terms	85,056	-	-
Total Revenues for: 16410 - 1986 Housing Levy Capital Fund		85,056	-	-
360140	Loan Interest Pmts Per Terms	14,802	-	-
360150	Interest On Loan Payoffs	18,167	-	-
360600	Principal On Loan	327,624	-	-
360900	Miscellaneous Revs-Other Rev	174	-	-
Total Revenues for: 16411 - 1995 Housing Levy Capital Fund		360,767	-	-
360150	Interest On Loan Payoffs	143,200	-	-
360600	Principal On Loan	5,000,000	-	-
Total Revenues for: 16412 - 1995 Levy O&M Fund		5,143,200	-	-
360140	Loan Interest Pmts Per Terms	21,645	-	-
360150	Interest On Loan Payoffs	28,259	-	-
360600	Principal On Loan	183,913	-	-
360900	Miscellaneous Revs-Other Rev	12	-	-
Total Revenues for: 16413 - 1995 Levy Homebuyer Assist		233,829	-	-
360140	Loan Interest Pmts Per Terms	(5,124)	-	-
360150	Interest On Loan Payoffs	59,061	-	-
360600	Principal On Loan	261,617	-	-
360900	Miscellaneous Revs-Other Rev	(917)	-	-
Total Revenues for: 16416 - 2009 Housing Levy Capital Fund		314,637	-	-
360150	Interest On Loan Payoffs	116,335	-	-
360600	Principal On Loan	2,930,605	-	-
Total Revenues for: 16417 - 2009 Levy O&M Fund		3,046,940	-	-
311010	Real & Personal Property Taxes	31,348,652	-	-
Total Revenues for: 16418 - 2016 Housing Levy Capital Fund		31,348,652	-	-
311010	Real & Personal Property Taxes	5,903,450	-	-
Total Revenues for: 16419 - 2016 Levy O&M Fund		5,903,450	-	-
345020	Zoning & Subdivision Fees	71,730,044	-	-
360600	Principal On Loan	12,580	-	-
Total Revenues for: 16430 - Housing Incentive Fund		71,742,623	-	-

Office of Housing

313020	Sales & Use Tax	4,759,409	-	-
331110	Direct Fed Grants	7,500,430	-	-
333110	Ind Fed Grants	576,739	-	-
334090	State Grants-Passthr	378,974	-	-
337010	Interlocal Grants	29	-	-
341300	Administrative Fees & Charges	896,940	-	-
360140	Loan Interest Pmts Per Terms	82,622	-	-
360150	Interest On Loan Payoffs	296,183	-	-
360600	Principal On Loan	1,141,934	-	-
360900	Miscellaneous Revs-Other Rev	167,223	-	-
374030	Capital Contr-Fed Dir Grants	3,449,116	-	-
Total Revenues for: 16440 - Housing Program Support Fund		19,249,598	-	-

311010	Real & Personal Property Taxes	3,509,135	3,566,429	3,566,429
331000	Direct Federal Grants	-	-	600
331110	Direct Fed Grants	283,266	819,842	819,842
333110	Ind Fed Grants	372,427	387,731	387,731
334010	State Grants	-	-	50,506
334090	State Grants-Passthr	201,382	250,000	250,000
337010	Interlocal Grants	-	147,420	147,420
341300	Administrative Fees & Charges	832,638	815,000	815,000
345010	Design & Planning Fees	89,500	250,000	250,000
345020	Zoning & Subdivision Fees	19,053	2,800,000	5,100,000
360220	Interest Earned On Deliquent A	356	-	-
360900	Miscellaneous Revs-Other Rev	109,667	-	-
374030	Capital Contr-Fed Dir Grants	207,585	-	-
397010	Operating Transfers In	-	45,000	71,390
Total Revenues for: 16600 - Office of Housing Fund		5,625,009	9,081,422	11,458,919

400000	Use of/Contribution to Fund Balance	-	388,563	-
Total Resources for:16600 - Office of Housing Fund		5,625,009	9,469,985	11,458,919

Total OH Resources	148,098,466	81,986,305	117,275,213
---------------------------	--------------------	-------------------	--------------------

Office of Housing

Appropriations by Budget Summary Level and Program

OH - BO-HU-1000 - Leadership and Administration

The purpose of the Leadership and Administration Budget Summary Level is to provide centralized leadership, strategic planning, program development, and financial management support services to the office.

Program Expenditures	2020 Actuals	2021 Adopted	2022 Proposed
Citywide Indirect Costs	1,180,829	1,268,302	1,402,636
Departmental Indirect Costs	2,079,852	2,793,834	2,812,227
Policy & Planning	1,163,411	2,192,892	3,717,666
Pooled Benefits	56,961	105,966	(404,309)
Total	4,481,053	6,360,994	7,528,220
Full-time Equivalents Total*	17.50	17.50	19.50

**FTE totals are provided for informational purposes only. Changes in FTEs resulting from City Council or Human Resources Director actions outside of the budget process may not be detailed here*

The following information summarizes the programs in Leadership and Administration Budget Summary Level:

Citywide Indirect Costs

The purpose of the Citywide Indirect Costs program is to fund internal services costs originating from outside of the department such as allocated costs from the Department of Finance and Administrative Services and Seattle Information Technology Department.

Expenditures/FTE	2020 Actuals	2021 Adopted	2022 Proposed
Citywide Indirect Costs	1,180,829	1,268,302	1,402,636

Departmental Indirect Costs

The purpose of the Departmental Indirect Costs program is to fund costs associated with management of the department. This may include personnel costs related to department leadership and administration or other administrative costs such as external rent and operating supplies or services.

Expenditures/FTE	2020 Actuals	2021 Adopted	2022 Proposed
Departmental Indirect Costs	2,079,852	2,793,834	2,812,227
Full Time Equivalents Total	9.50	9.50	9.50

Policy & Planning

Office of Housing

The purpose of the Policy & Planning program is to provide strategic planning, program development, and vacant land redevelopment services to increase housing opportunities for Seattle residents.

	2020	2021	2022
Expenditures/FTE	Actuals	Adopted	Proposed
Policy & Planning	1,163,411	2,192,892	3,717,666
Full Time Equivalents Total	8.00	8.00	10.00

Pooled Benefits

The purpose of the Pooled Benefits program is to fund department costs associated with health and dental insurance, workers compensation, and unemployment insurance contributions.

	2020	2021	2022
Expenditures/FTE	Actuals	Adopted	Proposed
Pooled Benefits	56,961	105,966	(404,309)

OH - BO-HU-2000 - Homeownership & Sustainability

The purpose of the Homeownership & Sustainability Budget Summary Level is to provide loans and grants to low-income Seattle residents to support first-time home-buyers, health and safety home repair needs, and energy efficiency improvements.

Program Expenditures	2020	2021	2022
	Actuals	Adopted	Proposed
Home Ownership	4,025,545	2,657,545	8,256,222
Home Repair	762,690	1,349,285	1,386,785
Weatherization	3,425,829	5,997,393	7,677,387
Total	8,214,064	10,004,223	17,320,395
Full-time Equivalents Total*	16.00	16.00	18.00

**FTE totals are provided for informational purposes only. Changes in FTEs resulting from City Council or Human Resources Director actions outside of the budget process may not be detailed here*

The following information summarizes the programs in Homeownership & Sustainability Budget Summary Level:

Home Ownership

The purpose of the Home Ownership program is to support first-time homebuyers and existing low-income homeowners through down payment assistance loans, subsidies for permanently affordable homes, and foreclosure prevention loans.

	2020	2021	2022
Expenditures/FTE	Actuals	Adopted	Proposed
Home Ownership	4,025,545	2,657,545	8,256,222
Full Time Equivalents Total	2.50	2.50	2.50

Office of Housing

Home Repair

The purpose of the Home Repair program is to provide grants or no- to low-interest loans to assist low-income homeowners with critical home repairs.

	2020	2021	2022
Expenditures/FTE	Actuals	Adopted	Proposed
Home Repair	762,690	1,349,285	1,386,785
Full Time Equivalents Total	2.00	2.00	2.00

Weatherization

The purpose of the Weatherization program is provide grants to increase energy efficiency and lower utility costs for low-income residents in both single-family and multifamily properties.

	2020	2021	2022
Expenditures/FTE	Actuals	Adopted	Proposed
Weatherization	3,425,829	5,997,393	7,677,387
Full Time Equivalents Total	11.50	11.50	13.50

OH - BO-HU-3000 - Multifamily Housing

The purpose of the Multifamily Housing Budget Summary Level is to develop, preserve, and monitor affordable multifamily rental housing; and to support affordable housing providers and low-income residents.

Program Expenditures	2020	2021	2022
	Actuals	Adopted	Proposed
Asset Management	9,067,572	3,797,030	6,628,374
Multifamily Lending	125,828,753	64,374,058	167,318,476
Total	134,896,325	68,171,087	173,946,850
Full-time Equivalents Total*	12.50	12.50	13.50

**FTE totals are provided for informational purposes only. Changes in FTEs resulting from City Council or Human Resources Director actions outside of the budget process may not be detailed here*

The following information summarizes the programs in Multifamily Housing Budget Summary Level:

Asset Management

The purpose of the Asset Management program is to monitor the housing portfolio to ensure that the policy objectives of the City are achieved and the units remain in good condition.

	2020	2021	2022
Expenditures/FTE	Actuals	Adopted	Proposed
Asset Management	9,067,572	3,797,030	6,628,374
Full Time Equivalents Total	6.50	6.50	6.50

Office of Housing

Multifamily Lending

The purpose of the Multifamily Lending program is to employ the Housing Levy and other federal and local funding to make low-interest loans to developers to develop or preserve affordable multifamily rental housing.

	2020	2021	2022
Expenditures/FTE	Actuals	Adopted	Proposed
Multifamily Lending	125,828,753	64,374,058	167,318,476
Full Time Equivalents Total	6.00	6.00	7.00

Office of Immigrant and Refugee Affairs

Cuc Vu, Director

(206) 233-3886

www.seattle.gov/iandraffairs

Department Overview

The mission of the Office of Immigrant and Refugee Affairs (OIRA) is to improve the lives of Seattle's immigrant and refugee communities. OIRA does this by:

- Equitably engaging with immigrants and refugees to help advise on new City of Seattle issues and policies and enhance current ones.
- Ensuring that City of Seattle programs, services, and information are accessible to vulnerable immigrant and refugee community members regardless of their English-language proficiency and citizenship status.
- Partnering with community-based organizations, the Seattle Immigrant and Refugee Commission, and other partners to administer programs focused on helping immigrants successfully integrate into the civic life and culture of the city.

The City's Race and Social Justice Initiative guides OIRA's work, as direct and early engagement with community members and organizations informs the department's new decisions, initiatives, and policies. OIRA operationalizes racial equity in all its workplans, especially in working with other City departments on outreach, engagement, and language accessibility.

Between 2000 and 2018, King County's total population increased by around 496,000 residents. The foreign-born population increased by about 255,000 residents, accounting for 52 percent of the total population growth. In 2018, about 23.5 percent of King County's residents were born in another country. According to the non-partisan think tank New American Economy, immigrant household incomes accounted for \$31 billion in household income and \$12.7 billion in taxes paid to support the Seattle Metropolitan Area.

Budget Snapshot

	2020 Actuals	2021 Adopted	2022 Proposed
Department Support			
General Fund Support	13,608,322	3,864,854	4,349,065
Total Operations	13,608,322	3,864,854	4,349,065
Total Appropriations	13,608,322	3,864,854	4,349,065
Full-Time Equivalents Total*	9.50	9.50	11.00

* FTE totals are provided for informational purposes only. Changes in FTEs resulting from City Council or Human Resources Director actions outside of the budget process may not be detailed here

Budget Overview

Office of Immigrant and Refugee Affairs

During the COVID-19 pandemic, OIRA's Language Access program modeled what a highly effective centralization of language access Citywide could look like, expanding support to other departments as well as directly providing translation services and recommendations on in-language outreach. OIRA responded to the urgent need to produce materials in many languages accessible to immigrant and refugee community members to help them navigate COVID restrictions and information and access relief resources. The 2022 Proposed Budget increases support for the City's Language Access needs, so that OIRA may maintain these gains and further expand language access support to departments.

The 2021 Adopted Budget paused the Immigrant Family Institute (IFI) due to public health restrictions placed on indoor gatherings. The 2022 Budget includes funding to resume IFI activities in some format, in anticipation of a return to normal operations with the help of the COVID-19 vaccine.

Federal Funding Support

The 2022 Proposed Budget allocates \$250,000 of General Fund funds enabled by Coronavirus Local Fiscal Recovery (CLFR) funds to OIRA as part of Seattle Rescue Plan 3 (SRP3). This funding will provide workforce development support to low-wage, limited-English-proficiency immigrant and refugee adults who have been negatively affected by the COVID-19 pandemic. See the Seattle Rescue Plan section of this 2022 Budget Book for more on SRP3.

Incremental Budget Changes

Office of Immigrant and Refugee Affairs

	Dollars	FTE
2021 Adopted Budget	3,864,854	9.50
Baseline		
Baseline Adjustments for Personnel Costs	31,230	-
Citywide Adjustments for Standard Cost Changes	64,325	-
Proposed Operating		
Language Premium Staff Stipend	12,000	-
Language Access and Contracting Capacity	246,656	1.50
Re-employment Pathways for Immigrants and Refugees	250,000	-
Proposed Technical		
Restore Immigrant Family Institute funding	70,000	-
Remove one-time increase to Legal Defense Fund	(190,000)	-
Total Incremental Changes	\$484,211	1.50
Total 2022 Proposed Budget	\$4,349,065	11.00

Description of Incremental Budget Changes

Baseline

Baseline Adjustments for Personnel Costs

Office of Immigrant and Refugee Affairs

Expenditures \$31,230

This centrally administered change adjusts appropriations to restore the annual wage increase for non-represented Executives, Managers and Strategic Advisors, which was forgone in 2021 due to financial constraints.

Citywide Adjustments for Standard Cost Changes

Expenditures \$64,325

Citywide technical adjustments made in the baseline phase reflect changes to internal services costs, including rates from the Department of Finance & Administrative Services, Seattle Information Technology Department, Seattle Department of Human Resources, and for healthcare, retirement, and industrial insurance charges for the department. These adjustments reflect initial assumptions about these costs and inflators early in the budget process.

Proposed Operating

Language Premium Staff Stipend

Expenditures \$12,000

This item increases ongoing appropriation authority for language services stipends. Per the Coalition of City Unions collective bargaining agreement, City employees who are multilingual and provide language services, such as interpretation and translation, to communicate with clients and/or other employees in business-related situations are now eligible for a monthly language premium stipend. The amounts in the 2022 budget are estimates based on the eligible employees from 2021.

Language Access and Contracting Capacity

Expenditures \$246,656

Position Allocation 1.50

This item increases funding to support language access functions that will increase meaningful access for speakers of languages other than English to Seattle programs and services. The funding adds two positions, the first of which is a Language Access Specialist who will work with the existing specialist in supporting City departments to develop internal Language Access Plans and improve their communication with different communities. This position will also actively work with translators in the community to create linguistically accessible materials for the City. The second is a half-time position which will support OIRA's procurement and contracting needs generally and as it relates to language access needs. Lastly, this funding covers the operating costs of a City-wide cloud-based, computer-assisted translation tool (SmartCAT). This tool will help facilitate City departments' translation requests and will serve as a repository and reference of translated content.

Re-employment Pathways for Immigrants and Refugees

Expenditures \$250,000

This item addresses the negative economic impact of the pandemic on low-wage, limited-English-proficiency immigrant and refugee adults, further investing in their digital skill-building and device ownership through the Ready to Work (RTW) program. This further expands opportunities for educational and training pathways to help program participants obtain family-wage jobs.

Proposed Technical

Restore Immigrant Family Institute funding

Expenditures \$70,000

Office of Immigrant and Refugee Affairs

The 2021 Adopted Budget suspended funding for the Immigrant Family Institute (IFI) in 2021 because the in-person nature of the programming was not compatible with pandemic social distancing requirements. This item restores funding in the 2022 Budget with the intent to resume programming for the IFI. The IFI is an 8-week program that brings together immigrant and refugee families and Seattle police officers to improve understanding and build relationships.

Remove one-time increase to Legal Defense Fund

Expenditures \$(190,000)

The Council added one-time funding to the Legal Defense Network in 2021 to restore its funding to 2020 levels. This item removes that one-time increase of \$190,000 in the 2022 Budget.

Expenditure Overview

	2020 Actuals	2021 Adopted	2022 Proposed
Appropriations			
OIRA - BO-IA-X1N00 - Office of Immigrant and Refugee Affairs			
00100 - General Fund	13,608,322	3,864,854	4,349,065
Total for BSL: BO-IA-X1N00	13,608,322	3,864,854	4,349,065
Department Total	13,608,322	3,864,854	4,349,065
Department Full-Time Equivalents Total*	9.50	9.50	11.00

* FTE totals are provided for informational purposes only. Changes in FTEs resulting from City Council or Human Resources Director actions outside of the budget process may not be detailed here

Budget Summary by Fund Office of Immigrant and Refugee Affairs

	2020 Actuals	2021 Adopted	2022 Proposed
00100 - General Fund	13,608,322	3,864,854	4,349,065
Budget Totals for OIRA	13,608,322	3,864,854	4,349,065

Office of Immigrant and Refugee Affairs

Appropriations by Budget Summary Level and Program

OIRA - BO-IA-X1N00 - Office of Immigrant and Refugee Affairs

The purpose of the Office of Immigrant and Refugee Affairs Budget Summary Level is to facilitate the successful integration of immigrants and refugees into Seattle's civic, economic, and cultural life and to advocate on behalf of immigrant and refugee communities so that the City's programs and services better meet the unique needs of these constituents.

Program Expenditures	2020 Actuals	2021 Adopted	2022 Proposed
Office of Immigrant and Refugee	13,608,322	3,864,854	4,349,065
Total	13,608,322	3,864,854	4,349,065
Full-time Equivalents Total*	9.50	9.50	11.00

**FTE totals are provided for informational purposes only. Changes in FTEs resulting from City Council or Human Resources Director actions outside of the budget process may not be detailed here*

Office of Labor Standards

Steven Marchese, Director

(206) 684-5397

www.seattle.gov/laborstandards

Department Overview

The mission of the Office of Labor Standards (OLS) is to advance labor standards through thoughtful community and business engagement, strategic enforcement, and innovative policy development, with a commitment to race and social justice. The Office of Labor Standards focuses on the implementation of labor standards for workers that perform work within Seattle city limits. Effective January 2021, there are 16 such standards, established through City ordinances:

- **Paid Sick and Safe Time Ordinance** requires employers with one or more full-time equivalent employees to provide paid sick and safe time;
- **Fair Chance Employment Ordinance** restricts how employers can use conviction and arrest records during the hiring process and course of employment;
- **Minimum Wage Ordinance** establishes a minimum hourly wage that increases each year based on rates set by ordinance and adjusted for the rate of inflation;
- **Wage Theft Ordinance** requires employers to provide written notice of employment information and pay all compensation due by reason of employment (including wages and tips) on a regular pay day;
- **Secure Scheduling Ordinance** establishes scheduling requirements for covered retail and food service establishments to provide schedule predictability and increased access to hours;
- **Domestic Workers Ordinance** provides protections for domestic workers and establishes a Domestic Workers Standards Board; and
- **Commuter Benefits Ordinance** requires employers to provide commuter benefits on a pre-tax basis.

Two ordinances protect the rights of drivers for transportation network companies (TNCs) (i.e. Uber and Lyft):

- **Transportation Network Company Driver Deactivation Rights Ordinance** gives TNC drivers the right to challenge unwarranted deactivations before a neutral arbitrator, and creates a Driver Resolution Center to provide representation for drivers; and
- **Transportation Network Company Minimum Compensation Ordinance** requires that TNCs provide a minimum guaranteed per-trip payment that is at least the equivalent of Seattle's large employer minimum wage plus compensation for reasonable expenses.

Four ordinances protect the rights of hotel workers:

- **Hotel Employee Safety Protections Ordinance** requires employers to take certain steps to prevent and report violent and harassing conduct by guests and to support employees who report this conduct;
- **The Protecting Hotel Employees from Injury Ordinance** limits the workload of employees who clean hotel rooms to reduce the frequency and occurrence of injuries associated with room cleaning;
- **The Improving Access to Medical Care for Hotel Employees Ordinance** requires employers to provide employees working in large hotels with increased access to medical care; and
- **The Hotel Employees Job Retention Ordinance** requires employers to take certain actions to reduce job insecurity in the hospitality industry.

OLS is also responsible for the administration of three additional temporary ordinances that grant protections to certain workers during the COVID-19 civil emergency and that are enforceable for up to three years after the conclusion of the civil emergency:

Office of Labor Standards

- **Paid Sick and Safe Time for Gig Workers**, requiring covered transportation network and food delivery network companies to provide paid sick and safe time to gig workers during, and for 180 days following the conclusion of, the COVID-19 civil emergency.
- **Premium Pay for Gig Workers**, requiring covered food delivery network companies to provide premium pay to gig workers.
- **Grocery Employee Hazard Pay**, requiring certain grocery businesses to pay hazard pay to employees during the civil emergency.

Starting September 1, 2022, the Office of Labor Standards will be responsible for enforcing a 17th ordinance, the Independent Contractor Protections Ordinance, which requires certain hiring entities to provide independent contractors with certain pay and expense information prior to contracting and at time of payment, as well as with timely payment.

OLS provides education and technical assistance to the business and worker communities. As a part of these efforts, OLS manages the **Community Outreach and Education Fund** to foster collaboration between OLS and the community with funds to develop awareness and understanding of the worker rights provided by Seattle's labor standards. The office also manages the **Business Outreach and Education Fund** which provides technical assistance to small businesses to increase compliance with Seattle's labor standards. The fund emphasizes outreach to businesses owned by low-income and historically disenfranchised communities who typically are not served by traditional outreach methods. OLS manages the **Driver Resolution Center** contract which funds a community organization that provides no-cost, culturally appropriate, consultation, support, legal services and outreach to TNC drivers that are facing deactivation.

Budget Snapshot

	2020 Actuals	2021 Adopted	2022 Proposed
Department Support			
Other Funding - Operating	6,256,621	7,276,457	12,130,660
Total Operations	6,256,621	7,276,457	12,130,660
Total Appropriations	6,256,621	7,276,457	12,130,660
Full-Time Equivalents Total*	28.00	30.00	34.00

* FTE totals are provided for informational purposes only. Changes in FTEs resulting from City Council or Human Resources Director actions outside of the budget process may not be detailed here

Budget Overview

The 2022 Proposed Budget increases resources and staff to support both the significant ongoing and growing body of work of the Office of Labor Standards. This includes sustained funding for 2.0 FTEs that were added in the 2021 Adopted Budget to support the implementation of Transportation Network Company Legislation and the Driver Resolution Center established by the Driver Deactivation Rights ordinance.

In addition to the ongoing City ordinances that OLS currently enforces, OLS will begin to implement in 2022 the Independent Contractor Protection Ordinance, which was passed on June 14, 2021. The addition of the Independent Contractor Protection ordinance will grow the scope of workers and hiring entities covered by laws enforced by OLS.

Office of Labor Standards

The 2022 Proposed Budget includes ongoing funding for implementation of this law, including outreach and education, as well as 2.0 FTEs to accommodate this growth.

The 2022 Proposed Budget increases resources and staff to support both the significant ongoing and growing body of work of the Office of Labor Standards. This includes sustained funding for 2.0 FTEs that were added in the 2021 Adopted Budget to support the implementation of Transportation Network Company Legislation and the Driver Resolution Center established by the Driver Deactivation Rights ordinance.

In addition to the ongoing City ordinances that OLS currently enforces, OLS will begin to implement in 2022 the Independent Contractor Protection Ordinance, which was passed on June 14, 2021. The addition of the Independent Contractor Protection ordinance will grow the scope of workers and hiring entities covered by laws enforced by OLS. The 2022 Proposed Budget includes ongoing funding for implementation of this law, including outreach and education, as well as 2.0 FTEs to accommodate this growth.

The 2022 Proposed Budget also provides one-time funding to address recommendations from the Domestic Workers Standards Board, as presented to Council during 2021, makes permanent a manager position to oversee Outreach and Community Engagement, and adds a Deputy Director position to reflect the department's growing size and complexity. Lastly, the 2022 Proposed Budget provides OLS with a number of technical adjustments, including updates to lease, personnel, and allocated costs for central services like human resources.

Incremental Budget Changes

Office of Labor Standards

	Dollars	FTE
2021 Adopted Budget	7,276,457	30.00
Baseline		
Remove One-time Items	35,121	-
Citywide Adjustments for Standard Cost Changes	105,767	-
Baseline Adjustments for Personnel Costs	34,529	-
Increase in External Lease Costs	13,307	-
Proposed Operating		
Drivers Resolution Center Continuation	3,500,000	-
Domestic Worker Standards Board Recommendations	500,000	-
Independent Contractor Legislation Resourcing	488,262	2.00
Deputy Director	172,417	1.00
Outreach Manager	-	1.00
Language Premium Staff Stipend	4,800	-
Proposed Technical		
OLS Fund Revenue Updates	-	-
Office of Labor Standards Fund Balancing Entry	-	-
Total Incremental Changes	\$4,854,203	4.00
Total 2022 Proposed Budget	\$12,130,660	34.00

Office of Labor Standards

Description of Incremental Budget Changes

Baseline

Remove One-time Items

Expenditures	\$35,121
Revenues	\$35,121

This item reduces appropriation to remove one-time items that were added as part of the 2021 Adopted Budget, including \$50,000 for Domestic Worker Standards Board recommendations and \$45,000 for the implementation of the Transportation Network Tax. This item also reinstates funding for a Planning and Development Specialist position, which was temporarily unfunded in the 2021 Adopted Budget as a cost-saving measure.

Citywide Adjustments for Standard Cost Changes

Expenditures	\$105,767
--------------	-----------

This item reflects citywide technical adjustments made in the baseline phase to reflect changes to internal services costs, including rates from the Department of Finance & Administrative Services, Seattle Information Technology Department, Seattle Department of Human Resources, and for healthcare, retirement and industrial insurance charges for the department. These adjustments reflect initial assumptions about these costs and inflators early in the budget process.

Baseline Adjustments for Personnel Costs

Expenditures	\$34,529
--------------	----------

This centrally administered change adjusts appropriations to restore the annual wage increase for non-represented Executives, Managers and Strategic Advisors, which was forgone in 2021 due to financial constraints.

Increase in External Lease Costs

Expenditures	\$13,307
--------------	----------

This item increases appropriation authority by \$13,307 to pay for increases in external lease costs.

Proposed Operating

Drivers Resolution Center Continuation

Expenditures	\$3,500,000
--------------	-------------

This item increases appropriation by \$3,500,000 to continue operating the Driver Resolution Center (DRC) as required by the Deactivation Rights Ordinance. The Driver Resolution Center comprises a contracted vendor who creates and support the DRC for Transportation Network Company (TNC) drivers as well as staff resourcing to oversee the DRC contract and provide logistical support and outreach. The Driver Resolution Center was initiated July 1, 2021, with appropriation for six months of DRC operations added to the 2021 budget through mid-year supplemental legislation.

Domestic Worker Standards Board Recommendations

Expenditures	\$500,000
--------------	-----------

This item increases appropriation by \$500,000, providing one-time resources for further implementation of recommendations from the Domestic Workers Standards Board (DWSB). The DWSB was established by the Domestic

Office of Labor Standards

Workers Ordinance (Seattle Municipal Code 14.23, effective July 1, 2019) to provide a forum for hiring entities, domestic workers, worker organizations, and the public to consider, analyze, and make recommendations to the City on the legal protections, benefits, and working conditions of domestic workers. In 2021, the DWSB issued a set of recommendations designed to improve the effectiveness of the Domestic Workers Ordinance and improve the working conditions of domestic workers in Seattle. The additional funding would support implementation of one or more of the DWSB's recommendations.

Independent Contractor Legislation Resourcing

Expenditures	\$488,262
Position Allocation	2.00

This item increases appropriation by \$488,262 and adds two ongoing positions to implement the Independent Contractor Protection Ordinance, passed on June 14, 2021. The ordinance provides labor standards protections for independent contractors; specifically requiring certain hiring entities to provide pre-contract and payment disclosures and to timely pay independent contractors. The ordinance establishes multiple enforcement mechanisms, including traditional labor standards enforcement, an expedited complaint system, and a court navigator program. Ongoing appropriation of \$427,612 will support education and outreach through community partnerships and implementation (e.g. rulemaking, and ongoing salary costs for 1.0 FTE Paralegal and 1.0 FTE Planning & Development Spec II. An additional one-time appropriation of \$60,650 will support new employee initial set up and initial implementation costs including rulemaking, language access, and outreach and communication efforts like press releases, media campaign, development and/or updates to required forms and notices, and other educational materials.

Deputy Director

Expenditures	\$172,417
Position Allocation	1.00

The item increases appropriation by \$172,417 and adds a Deputy Director (Executive 1) position which will support the Director on critical functions of department operations and strategic planning. The Deputy Director will direct strategic planning and management systems key to promoting the effectiveness of the Department's and City of Seattle's strategies in advancing worker protections in policy and practice. This position add aligns the Office of Labor Standards organizational structure with other similarly sized departments and offices.

Outreach Manager

Position Allocation	1.00
---------------------	------

This item adds an Outreach Manager position to support the supervision and oversight of OLS's Outreach Unit, consisting currently of four Engagement Specialists, and will indirectly supervise other team members on discrete projects, including from our administrative, policy and enforcement teams. An emergency position was approved for 2021 on March 26, 2021; this item makes the position permanent.

Language Premium Staff Stipend

Expenditures	\$4,800
--------------	---------

This item increases ongoing appropriation authority for language services stipends. Per the Coalition of City Unions collective bargaining agreement, City employees who are multilingual and provide language services, such as interpretation and translation, to communicate with clients and/or other employees in business-related situations are now eligible for a monthly language premium stipend. The amounts in the 2022 budget are estimates based on the eligible employees from 2021.

Office of Labor Standards

Proposed Technical

OLS Fund Revenue Updates

Revenues \$3,365,949

This item increases revenue from the General Fund to the Office of Labor Standards fund to reflect the budget changes described above.

Office of Labor Standards Fund Balancing Entry

Revenues \$1,453,133

This is a technical item to record a fund balancing entry for the 00190 Office of Labor Standards Fund, which is managed by this department.

Expenditure Overview

	2020 Actuals	2021 Adopted	2022 Proposed
Appropriations			
OLS - BO-LS-1000 - Office of Labor Standards			
00190 - Office of Labor Standards Fund	6,256,621	7,276,457	12,130,660
Total for BSL: BO-LS-1000	6,256,621	7,276,457	12,130,660
Department Total	6,256,621	7,276,457	12,130,660
Department Full-Time Equivalents Total*	28.00	30.00	34.00

** FTE totals are provided for informational purposes only. Changes in FTEs resulting from City Council or Human Resources Director actions outside of the budget process may not be detailed here*

Budget Summary by Fund Office of Labor Standards

	2020 Actuals	2021 Adopted	2022 Proposed
00190 - Office of Labor Standards Fund	6,256,621	7,276,457	12,130,660
Budget Totals for OLS	6,256,621	7,276,457	12,130,660

Office of Labor Standards

Revenue Overview

2022 Estimated Revenues

Account Code	Account Name	2020 Actuals	2021 Adopted	2022 Proposed
360420	Other Judgments & Settlements	17,886	-	-
Total Revenues for: 00100 - General Fund		17,886	-	-
397010	Operating Transfers In	6,797,482	6,276,457	10,677,527
Total Revenues for: 00190 - Office of Labor Standards Fund		6,797,482	6,276,457	10,677,527
400000	Use of/Contribution to Fund Balance	-	1,000,000	1,453,133
Total Resources for:00190 - Office of Labor Standards Fund		6,797,482	7,276,457	12,130,660
Total OLS Resources		6,815,368	7,276,457	12,130,660

Office of Labor Standards

Appropriations by Budget Summary Level and Program

OLS - BO-LS-1000 - Office of Labor Standards

The purpose of the Office of Labor Standards Budget Summary Level is to implement labor standards for workers performing work inside Seattle's city limits . This includes investigation, remediation, outreach and education, and policy work related to existing labor standards and those that the City may enact in the future.

Program Expenditures	2020 Actuals	2021 Adopted	2022 Proposed
Business Outreach & Education	518,533	600,000	600,000
Community Outreach & Education	1,473,944	1,500,000	1,500,000
Office of Labor Standards	4,264,143	5,176,457	10,030,660
Total	6,256,621	7,276,457	12,130,660
Full-time Equivalents Total*	28.00	30.00	34.00

**FTE totals are provided for informational purposes only. Changes in FTEs resulting from City Council or Human Resources Director actions outside of the budget process may not be detailed here*

The following information summarizes the programs in Office of Labor Standards Budget Summary Level:

Business Outreach & Education

The purpose of the Business Outreach and Education program is to facilitate assistance and outreach to small businesses owned by low-income and historically disenfranchised communities, who typically are not served by traditional outreach methods, to increase awareness and compliance with Seattle's labor standards.

Expenditures/FTE	2020 Actuals	2021 Adopted	2022 Proposed
Business Outreach & Education	518,533	600,000	600,000

Community Outreach & Education

The purpose of the Community Outreach and Education program is to strengthen the collaboration between OLS and the community by funding community-based organizations and enhancing their capacity to increase awareness and understanding of Seattle's labor standards among populations and industries with low-wage jobs and that experience high-incidents of workplace violations including: female-identifying workers, workers of color, immigrant and refugee workers, LGBTQ workers, workers with disabilities, veterans and youth workers.

Expenditures/FTE	2020 Actuals	2021 Adopted	2022 Proposed
Community Outreach & Education	1,473,944	1,500,000	1,500,000

Office of Labor Standards

Office of Labor Standards

The purpose of the Office of Labor Standards Program is to develop and implement labor standards that advance workplace equity for employees working inside Seattle's city limits. This includes enforcement outreach and education, and policy work.

	2020	2021	2022
Expenditures/FTE	Actuals	Adopted	Proposed
Office of Labor Standards	4,264,143	5,176,457	10,030,660
Full Time Equivalents Total	28.00	30.00	34.00

Department of Neighborhoods

Andrés Mantilla, Director

(206) 684-0535

www.seattle.gov/neighborhoods

Department Overview

The Seattle Department of Neighborhoods (DON) mission is to strengthen Seattle by engaging all communities. DON serves residents of Seattle by providing programmatic support and building inclusive partnerships to help ensure that they receive equitable access to government and opportunities to build community.

DON has three lines of business:

Community Building delivers technical assistance, supports services, boards and commissions, and programs in neighborhoods to strengthen local communities, engages residents in community improvement, and leverages resources. The programs that support this work include:

- Community Engagement Coordinators
- Community Liaisons
- Community Safety
- Historic Preservation
- Major Institutions and Schools
- P-Patch Community Gardening
- Participatory Budgeting (Your Voice, Your Choice)
- People's Academy for Community Engagement (PACE)
- Reimagination and Recovery

Leadership and Administration provides executive leadership, communications, and internal operations and administration support for the entire department. This support includes financial, human resources, information technology, facility, and administrative functions.

Community Grants provides financial and technical support to local grassroots projects within neighborhoods and communities by providing funding to implement community-driven improvement projects. The programs that support this work include:

- Neighborhood Matching Fund
- Duwamish River Opportunity Fund
- Food Equity Fund

Budget Snapshot

	2020 Actuals	2021 Adopted	2022 Proposed
Department Support			
General Fund Support	13,190,751	14,946,754	18,054,437
Other Funding - Operating	-	1,472,939	3,144,640
Total Operations	13,190,751	16,419,693	21,199,078
Total Appropriations	13,190,751	16,419,693	21,199,078

Department of Neighborhoods

Full-Time Equivalents Total*	65.00	64.00	75.50
------------------------------	-------	-------	-------

** FTE totals are provided for informational purposes only. Changes in FTEs resulting from City Council or Human Resources Director actions outside of the budget process may not be detailed here*

Budget Overview

The Seattle Department of Neighborhoods (DON) 2022 Proposed Budget is anchored in both restoration and reimagination. Adjustments were made to both restore funding and positions lost during the pandemic as well as increase needed investments in new programs and resources that prioritize the needs of Seattle's most disenfranchised communities. It reflects DON's commitment to centering racial equity, investing in community-driven solutions, and reimagining local government to better serve Black, Indigenous, and People of Color (BIPOC) communities.

Advancing Equity

The 2022 Proposed Budget adds funding to build and launch programs centered on advancing equity. It includes a new investment of \$1.8M from the Equitable Communities Initiative to develop a holistic generational wealth education program to help residents and business owners disproportionately affected by systemic racism to build wealth and achieve stability. In addition, the newly launched Food Equity Fund (FEF) will receive two increases in funding for a total new investment of \$2.25M. This investment increase was a coordinated recommendation from the Equitable Communities Initiative Task Force in 2021 as well as the Sweetened Beverage Tax Community Advisory Board. This investment increase includes five new FTEs to scale and administer this granting program. The FEF will invest in community-based projects designed and led by the people most impacted by race, social, health, and environmental injustices.

Strengthening Outreach and Engagement

The 2022 Proposed Budget strengthens DON's investment in improving coordination of equitable community engagement throughout the City. It includes position and budget authority for a full-time employee to provide strategic advisement, coordination, and support to the City's portfolio of work in the Chinatown International District. It also adds two new Strategic Advisor positions, backed by revenues from Seattle Public Utilities, that will allow DON to increase equitable engagement to communities most impacted by the City's growth and infrastructure needs.

Restoring Staffing

As a result of budget reductions in 2020 and 2021, some DON programs have been operating with reduced staffing. The 2022 Proposed Budget restores staffing for both the Historic Preservation and Major Institutions and Schools programs, better positioning DON to meet the demands of future development as the City recovers from the pandemic. DON will also realign existing staff to address emerging and on-going outreach and engagement needs in coordination with other City departments.

Additional Investments

DON's proposed budget provides additional investments to support the Seattle City Charter mandated redistricting process, the facilitation of Payroll Tax Oversight Committee, as well as proven programs that address public safety in South Park, Rainier Beach, and Chinatown International District.

Department of Neighborhoods

Incremental Budget Changes

Department of Neighborhoods

	Dollars	FTE
2021 Adopted Budget	16,419,693	64.00
One-time reversals	(250,000)	-
Health Care Reconciliation - Leadership & Administration	-	-
Health Care Reconciliation - Community Building BSL	-	-
True up of retirement accounts	34,430	-
Other budget neutral baseline accounts clean up	-	-
Expenditure to Revenue Reconciliation	(140,057)	-
Investment in the Food Equity Fund (Equitable Communities Initiative)	750,000	1.00
Increase Food Equity Fund Programming	1,500,000	4.00
Add SA1 for Chinatown International District Outreach & Engagement	151,701	1.00
Add Staffing for Outreach and Engagement for Seattle Public Utilities	371,805	2.00
Restore Staffing for Historic Preservation and Major Institutions and Schools programs	78,839	-
Restore Funding for South Park Public Safety Coordinator	110,000	-
Factor Inflation to Rainier Beach: A Beautiful Safe Place for Youth	22,531	-
Provide Resources For Redistricting	275,000	-
Provide Resources for Wealth Education (Equitable Communities Initiative)	1,800,000	2.50
Eliminate Funding for Find It Fix It	(30,000)	-
Payroll Tax Oversight Committee Facilitation	171,701	1.00
Language Premium Staff Stipend	16,800	-
Repurpose existing position from Community Engagement Coordinators to Community Liaisons Program	-	-
Centralize Budget for Language Access for Certain Programs in DON	-	-
True up Expenditure and Revenue Budget for Outreach & Engagement	(321,495)	-
Centralize Health Care - Proposed Phase	-	-
Baseline		
Baseline Adjustments for Personnel Costs	88,690	-
Citywide Adjustments for Standard Cost Changes	149,439	-
Total Incremental Changes	\$4,779,385	11.50
Total 2022 Proposed Budget	\$21,199,078	75.50

Department of Neighborhoods

Description of Incremental Budget Changes

One-time reversals

Expenditures	\$(250,000)
--------------	-------------

This Item reverses one-time funding in the 2021 Adopted Budget. Items being removed include South Park Public Safety Coordinator (\$75K) and Chinatown/International District Visioning Phase II (\$175K).

Health Care Reconciliation - Leadership & Administration

Expenditures	-
--------------	---

This item transfers healthcare expenditures to the correct BSL. This item is an account reconciliation and is budget neutral.

Health Care Reconciliation - Community Building BSL

Expenditures	-
--------------	---

This item transfers healthcare expenditures to the correct BSL. This item is an account reconciliation and is budget neutral.

True up of retirement accounts

Expenditures	\$34,430
--------------	----------

This item is a true up of retirement account expenditures per the updated Central Cost Manual.

Other budget neutral baseline accounts clean up

Expenditures	-
--------------	---

This item is a budget-neutral accounts reconciliation.

Expenditure to Revenue Reconciliation

Expenditures	\$(140,057)
--------------	-------------

This item is a true up of expenditure authority based on revised revenue projections.

Investment in the Food Equity Fund (Equitable Communities Initiative)

Expenditures	\$750,000
--------------	-----------

Position Allocation	1.00
---------------------	------

This item adds \$750,000 of on-going funding and 1 FTE Planning & Development Specialist II (PDS II) for additional investments in the Food Equity Fund (FEF). This investment was recommended by the Equitable Communities Initiative Task Force.

Department of Neighborhoods

Increase Food Equity Fund Programming

Expenditures	\$1,500,000
Position Allocation	4.00

This item adds \$1.5M to the FEF for awards. This item adds position authority and allocates funding for 4 FTEs to scale and administer the fund. The FEF was originally proposed in 2020 as the Healthy Food Fund, bringing together resources from DON and HSD; however, launch of that program was delayed due to COVID-19. This funding increase was recommended by the Sweetened Beverage Tax Citizens Advisory Board (SBTCAB) and the Equitable Communities Initiative Task Force.

Add SA1 for Chinatown International District Outreach & Engagement

Expenditures	\$151,701
Position Allocation	1.00

This item adds position and budget authority for 1 FTE Strategic Advisor 1 to provide overall strategic advisement, coordination, and support for the portfolio of investments in the Chinatown-International District (CID). Funding for community planning was included in prior budgets as one-time; this item makes support for that work ongoing.

Add Staffing for Outreach and Engagement for Seattle Public Utilities

Expenditures	\$371,805
Revenues	\$371,805
Position Allocation	2.00

This item adds position and funding for 1.0 FTE Strategic Advisor 1 (SA1) and 1.0 FTE Strategic Advisor 2 (SA2) and program expenses to support community outreach and engagement interdepartmental partnerships. These changes will be revenue-backed by revenues from Seattle Public Utilities (SPU). DON will enter into a Memorandum of Agreement (MOA) with SPU, building upon an established inter-departmental cost-sharing model aimed at improving coordination of equitable community engagement throughout the City.

Restore Staffing for Historic Preservation and Major Institutions and Schools programs

Expenditures	\$78,839
--------------	----------

This item restores to full funding 1 FTE Community Development Specialist position in the Historic Preservation program and a 1 FTE Planning & Development Specialist Sr position in the Major Institutions and Schools program.

Restore Funding for South Park Public Safety Coordinator

Expenditures	\$110,000
--------------	-----------

This item restores funding for the South Park Public Safety Coordinator. Funding for this contract was added on a one-time basis in the 2021 Adopted Budget and as a result removed from the Baseline as previously described. This change is an on-going restoration of funding.

Factor Inflation to Rainier Beach: A Beautiful Safe Place for Youth

Expenditures	\$22,531
--------------	----------

This item provides 2.4% inflationary adjustment to 2021 base funding for Rainier Beach: A Beautiful Safe Place for Youth programming.

Department of Neighborhoods

Provide Resources for Redistricting

Expenditures	\$275,000
--------------	-----------

This item provides resources for redistricting which include commissioner support, temporary staffing back-fill, consultant support, language access needs, information technology, and other programmatic expenses as dictated by the Seattle Municipal Code for the purpose of redrawing Seattle City Council districts follow the 2020 Census.

Provide Resources for Wealth Education (Equitable Communities Initiative)

Expenditures	\$1,800,000
--------------	-------------

Position Allocation	2.50
---------------------	------

This item adds \$1,800,000 in on-going funding to develop a holistic wealth education program intended to support BIPOC residents and business owners build wealth and achieve stability.

The program should include a pipeline of generational wealth resources related to home ownership, business development, financial planning, education, and health and leverage technology to connect BIPOC communities to available services from the City and partner organizations. This investment was recommended by the Equitable Community Initiative Task Force.

Eliminate Funding for Find It Fix It

Expenditures	\$(30,000)
--------------	------------

This item eliminates funding for Find It Fix It awards. DON provides financial and technical support to local grassroots projects within neighborhoods and communities by providing funding to implement community-driven improvement projects. The programs that support this work include the Neighborhood Matching Fund, Duwamish River Opportunity Fund and Food Equity Fund.

Payroll Tax Oversight Committee Facilitation

Expenditures	\$171,701
--------------	-----------

Position Allocation	1.00
---------------------	------

This item provides funding for 1 FTE Strategic Advisor 1 to facilitate the newly created payroll tax oversight committee.

Language Premium Staff Stipend

Expenditures	\$16,800
--------------	----------

This item increases ongoing appropriation authority for language services stipends. Per the Coalition of City Unions collective bargaining agreement, City employees who are multilingual and provide language services, such as interpretation and translation, to communicate with clients and/or other employees in business-related situations are now eligible for a monthly language premium stipend. The amounts in the 2022 budget are estimates based on the eligible employees from 2021.

Repurpose existing position from Community Engagement Coordinators to Community Liaisons Program

Expenditures	-
--------------	---

Position Allocation	-
---------------------	---

This item repurposes an existing position and funding from the Community Engagement Coordinator program to the Community Liaison program to align with citywide needs and department priorities. This change is budget neutral.

Department of Neighborhoods

Centralize Budget for Language Access for Certain Programs in DON

Expenditures -

This item moves \$16,000 from the Community Liaisons (CL) program expenses budget for Language Access to the Leadership and Administration/Departmental Indirect Costs program). This amount will be consolidated to the existing Language Access budget of \$2,143 in Internal Operations, for a total Language Access budget of \$18,143. This budget-neutral adjustment aims to better align where the central budget for Language Access should be accessed and tracked.

True up Expenditure and Revenue Budget for Outreach & Engagement

Expenditures \$(321,495)

Revenues \$(321,495)

This item reduces expenditure budget authority by \$321,945 commensurate with the estimated revenue reduction pertaining to the DON/SDOT Memorandum of Agreement.

Centralize Health Care - Proposed Phase

Expenditures -

This item is a budget neutral technical adjustments to move health care budget from individual programs to the Central Indirect Costs program. DON centralizes health care costs in this program.

Baseline

Baseline Adjustments for Personnel Costs

Expenditures \$88,690

This centrally administered change adjusts appropriations to restore the annual wage increase for non-represented Executives, Managers and Strategic Advisors, which was forgone in 2021 due to financial constraints.

Citywide Adjustments for Standard Cost Changes

Expenditures \$149,439

Citywide technical adjustments made in the baseline phase reflect changes to internal services costs, including rates from the Department of Finance & Administrative Services, Seattle Information Technology Department, Seattle Department of Human Resources, and for healthcare, retirement and industrial insurance charges for the department. These adjustments reflect initial assumptions about these costs and inflators early in the budget process.

Department of Neighborhoods

Expenditure Overview

	2020 Actuals	2021 Adopted	2022 Proposed
Appropriations			
DON - BO-DN-I3100 - Leadership and Administration			
00100 - General Fund	4,243,570	5,175,954	5,591,594
Total for BSL: BO-DN-I3100	4,243,570	5,175,954	5,591,594
DON - BO-DN-I3300 - Community Building			
00100 - General Fund	6,365,782	6,266,904	8,253,428
14500 - Payroll Expense Tax	-	-	171,701
Total for BSL: BO-DN-I3300	6,365,782	6,266,904	8,425,129
DON - BO-DN-I3400 - Community Grants			
00100 - General Fund	2,581,399	3,503,896	4,209,415
00155 - Sweetened Beverage Tax Fund	-	1,472,939	2,972,939
Total for BSL: BO-DN-I3400	2,581,399	4,976,835	7,182,354
Department Total	13,190,751	16,419,693	21,199,078
Department Full-Time Equivalents Total*	65.00	64.00	75.50

* FTE totals are provided for informational purposes only. Changes in FTEs resulting from City Council or Human Resources Director actions outside of the budget process may not be detailed here

Budget Summary by Fund Department of Neighborhoods

	2020 Actuals	2021 Adopted	2022 Proposed
00100 - General Fund	13,190,751	14,946,754	18,054,437
00155 - Sweetened Beverage Tax Fund	-	1,472,939	2,972,939
14500 - Payroll Expense Tax	-	-	171,701
Budget Totals for DON	13,190,751	16,419,693	21,199,078

Department of Neighborhoods

Revenue Overview

2022 Estimated Revenues

Account Code	Account Name	2020 Actuals	2021 Adopted	2022 Proposed
322900	Nonbus Lic&Perm-Other	181,888	111,500	111,500
331110	Direct Fed Grants	86,310	-	-
334010	State Grants	210,000	-	-
337010	Interlocal Grants	11,000	-	-
341300	Administrative Fees & Charges	1,331,339	1,813,563	1,863,873
360350	Other Rents & Use Charges	118,360	135,000	135,000
360900	Miscellaneous Revs-Other Rev	82,418	95,220	95,220
Total Revenues for: 00100 - General Fund		2,021,315	2,155,283	2,205,593
322900	Nonbus Lic&Perm-Other	417	-	-
Total Revenues for: 48100 - Construction and Inspections		417	-	-
Total DON Resources		2,021,732	2,155,283	2,205,593

Department of Neighborhoods

Appropriations by Budget Summary Level and Program

DON - BO-DN-I3100 - Leadership and Administration

The purpose of the Leadership and Administration Budget Summary Level is to provide executive, community, financial, human resource, technology and business support to the Department of Neighborhoods.

Program Expenditures	2020 Actuals	2021 Adopted	2022 Proposed
Citywide Indirect Costs	1,410,777	2,628,366	2,933,188
Departmental Indirect Costs	2,832,793	2,547,589	2,658,407
Total	4,243,570	5,175,954	5,591,594
Full-time Equivalents Total*	19.75	20.00	20.00

**FTE totals are provided for informational purposes only. Changes in FTEs resulting from City Council or Human Resources Director actions outside of the budget process may not be detailed here*

The following information summarizes the programs in Leadership and Administration Budget Summary Level:

Citywide Indirect Costs

The purpose of the Citywide Indirect Costs program is to fund internal services costs originating from outside of the department such as allocated costs from the Department of Finance and Administrative Services and Seattle Information Technology Department.

Expenditures/FTE	2020 Actuals	2021 Adopted	2022 Proposed
Citywide Indirect Costs	1,410,777	2,628,366	2,933,188

Departmental Indirect Costs

The purpose of the Departmental Indirect Costs program is to fund costs associated with management of the department. This may include personnel costs related to department leadership and administration or other administrative costs such as external rent and operating supplies or services.

Expenditures/FTE	2020 Actuals	2021 Adopted	2022 Proposed
Departmental Indirect Costs	2,832,793	2,547,589	2,658,407
Full Time Equivalents Total	19.75	20.00	20.00

DON - BO-DN-I3300 - Community Building

The purpose of the Community Building Budget Summary Level is to deliver technical assistance, support services, and programs in neighborhoods to strengthen local communities, engage

Department of Neighborhoods

residents in neighborhood improvement, leverage resources, and complete neighborhood-initiated projects.

Program Expenditures	2020 Actuals	2021 Adopted	2022 Proposed
Community Engagement Coordinators	2,546,378	2,589,516	2,752,612
Community Liaisons	537,775	742,399	718,665
Community Safety	721,506	1,028,486	1,086,017
Duwamish River Opportunity Fun	192,275	-	-
Historic Preservation	1,007,627	800,579	838,541
Housing Affordability and Livability Agenda (HALA)	22,503	1	-
Major Institutions and Schools	213,256	166,779	207,656
Participatory Budgeting (Your Voice Your Choice)	156,631	122,673	122,673
People's Academy for Community Engagement (PACE)	100,502	25,301	156,244
P-Patch Community Gardening	867,329	791,169	791,169
Re-imagination and Recovery	-	-	1,751,553
Total	6,365,782	6,266,904	8,425,129
Full-time Equivalents Total*	37.25	36.00	42.50

**FTE totals are provided for informational purposes only. Changes in FTEs resulting from City Council or Human Resources Director actions outside of the budget process may not be detailed here*

The following information summarizes the programs in Community Building Budget Summary Level:

Community Engagement Coordinators

The purpose of the Community Engagement Coordinators Program is to provide a range of technical assistance and support services for residents and neighborhood groups to develop a sense of partnership among neighborhood residents, businesses, and City government.

Expenditures/FTE	2020 Actuals	2021 Adopted	2022 Proposed
Community Engagement Coordinators	2,546,378	2,589,516	2,752,612
Full Time Equivalents Total	15.00	17.00	20.00

Community Liaisons

The purpose of the Community Liaisons Program is to provide equitable outreach and engagement in a culturally competent manner to historically underserved communities. This is done for City departments through independent contractors who serve as resources and liaisons for community members, provide quality translations and interpretations and advise on best practices for engaging with their communities.

Department of Neighborhoods

	2020	2021	2022
Expenditures/FTE	Actuals	Adopted	Proposed
Community Liaisons	537,775	742,399	718,665
Full Time Equivalents Total	3.75	3.00	4.00

Community Safety

The purpose of the Community Safety program is to support the City of Seattle's commitment to being a safe, vibrant, and interconnected city that ensures all residents can live safely and securely.

	2020	2021	2022
Expenditures/FTE	Actuals	Adopted	Proposed
Community Safety	721,506	1,028,486	1,086,017

Duwamish River Opportunity Fun

The purpose of the Duwamish River Opportunity Fund Program is to support new and existing small-scale programs focused on the challenges faced by communities in the Duwamish River area.

	2020	2021	2022
Expenditures/FTE	Actuals	Adopted	Proposed
Duwamish River Opportunity Fun	192,275	-	-

Food Equity Fund

The purpose of the Food Equity Fund Program is to support community-based projects and programs that are food-related consistent with the overarching goal of the Sweetened Beverage Tax of improving public health.

	2020	2021	2022
Expenditures/FTE	Actuals	Adopted	Proposed
Full Time Equivalents Total	1.50	-	-

Historic Preservation

The purpose of the Historic Preservation Program is to provide technical assistance, outreach, and education to the general public, owners of historic properties, government agencies, and elected officials to identify, protect, rehabilitate, and re-use historic properties

	2020	2021	2022
Expenditures/FTE	Actuals	Adopted	Proposed
Historic Preservation	1,007,627	800,579	838,541
Full Time Equivalents Total	7.00	7.00	7.00

Housing Affordability and Livability Agenda (HALA)

The purpose of the Housing Affordability Livability Agenda (HALA) Program is to address affordable housing and livability within the City through outreach and engagement efforts.

Department of Neighborhoods

	2020 Actuals	2021 Adopted	2022 Proposed
Expenditures/FTE			
Housing Affordability and Livability Agenda (HALA)	22,503	1	-

Major Institutions and Schools

The purpose of the Major Institutions and Schools Program is to coordinate community involvement in the development, adoption, and implementation of Major Institution Master Plans, and to facilitate community involvement in school re-use and development.

	2020 Actuals	2021 Adopted	2022 Proposed
Expenditures/FTE			
Major Institutions and Schools	213,256	166,779	207,656
Full Time Equivalents Total	2.00	2.00	2.00

Participatory Budgeting (Your Voice Your Choice)

The purpose of the Participatory Budgeting (Your Voice Your Choice) Program is to provide a process in which Seattle residents democratically decide how to spend a portion of the City's budget.

	2020 Actuals	2021 Adopted	2022 Proposed
Expenditures/FTE			
Participatory Budgeting (Your Voice Your Choice)	156,631	122,673	122,673
Full Time Equivalents Total	1.00	1.00	1.00

People's Academy for Community Engagement (PACE)

The purpose of the People's Academy for Community Engagement (PACE) Program is to provide leadership development and skill building of emerging leaders in a multicultural, participatory adult learning environment where participants learn hands-on strategies for community building, inclusive engagement, and accessing governments from experts in the field

	2020 Actuals	2021 Adopted	2022 Proposed
Expenditures/FTE			
People's Academy for Community Engagement (PACE)	100,502	25,301	156,244
Full Time Equivalents Total	1.00	-	-

P-Patch Community Gardening

The purpose of the P-Patch Community Gardening Program is to provide community gardens, gardening space, and related support to Seattle residents while preserving open space for productive purposes, particularly in high-density communities

	2020 Actuals	2021 Adopted	2022 Proposed
Expenditures/FTE			
P-Patch Community Gardening	867,329	791,169	791,169

Department of Neighborhoods

Full Time Equivalents Total	6.00	6.00	6.00
-----------------------------	------	------	------

Re-imagination and Recovery

The purpose of the Re-imagination and Recovery program is to provide transformational, people-centered programming and services informed by data and best practices that enhance and expand government support in under-served communities.

	2020 Actuals	2021 Adopted	2022 Proposed
Expenditures/FTE			
Re-imagination and Recovery	-	-	1,751,553
Full Time Equivalents Total	-	-	2.50

DON - BO-DN-I3400 - Community Grants

The purpose of the Community Grants Budget Summary Level is to provide support to local grassroots projects within neighborhoods and communities by providing funding to implement community-based self-help projects.

Program Expenditures	2020 Actuals	2021 Adopted	2022 Proposed
Duwamish River Opportunity Fun	-	249,799	249,799
Find It Fix It	-	30,000	-
Food Equity Fund	-	1,472,939	3,703,560
Neighborhood Matching	2,581,399	3,224,097	3,228,995
Total	2,581,399	4,976,835	7,182,354
Full-time Equivalents Total*	8.00	8.00	13.00

**FTE totals are provided for informational purposes only. Changes in FTEs resulting from City Council or Human Resources Director actions outside of the budget process may not be detailed here*

The following information summarizes the programs in Community Grants Budget Summary Level:

Duwamish River Opportunity Fun

The purpose of the Duwamish River Opportunity Fund Program is to support new and existing small-scale programs focused on the challenges faced by communities in the Duwamish River area.

	2020 Actuals	2021 Adopted	2022 Proposed
Expenditures/FTE			
Duwamish River Opportunity Fun	-	249,799	249,799

Find It Fix It

The purpose of the Find It Fix It (FIFI) Program is provide funds for grassroots projects to improve neighborhood infrastructure.

Department of Neighborhoods

	2020	2021	2022
Expenditures/FTE	Actuals	Adopted	Proposed
Find It Fix It	-	30,000	-

Food Equity Fund

The purpose of the Food Equity Fund Program is to support community-based projects and programs that are food-related consistent with the overarching goal of the Sweetened Beverage Tax of improving public health.

	2020	2021	2022
Expenditures/FTE	Actuals	Adopted	Proposed
Food Equity Fund	-	1,472,939	3,703,560
Full Time Equivalents Total	-	-	5.00

Neighborhood Matching Fund

The purpose of the Neighborhood Matching Program is to support local grassroots projects within neighborhoods and communities. The Neighborhood Matching Fund provides funding to match community contributions of volunteer labor, donated professional services and materials, or cash, to implement community-based self-help projects.

	2020	2021	2022
Expenditures/FTE	Actuals	Adopted	Proposed
Neighborhood Matching	2,581,399	3,224,097	3,228,995
Full Time Equivalents Total	8.00	8.00	8.00

Office of Planning and Community Development

Rico Quirindongo, Interim Director

(206) 386-1010

<http://www.seattle.gov/opcd/>

Department Overview

The Office of Planning and Community Development (OPCD) was established in December 2015 with a mission of strengthening citywide planning and implementation and ensuring City departments are aligned and coordinated in planning for Seattle's future development. OPCD coordinates City departments to ensure that development decisions and investments advance equitable growth, consistent with Seattle's Comprehensive Plan. The department is guided by its vision of "an inspiring city, in harmony with nature, where everyone thrives." In addition to partnering with other City departments, OPCD works closely with community partners and other agencies to implement that vision. During the last five years, OPCD has accomplished a wide range of projects, including annual amendments to the City's Comprehensive Plan, implementation of legislation to make it easier for property owners to create accessory dwelling units (ADUs) and develop affordable housing; development of new Design Guidelines in six neighborhoods; 130th Street and 145th Street station area planning; industrial and maritime strategy planning; funding 41 community-initiated projects to combat displacement and increase access to opportunity through the Equitable Development Initiative (EDI); and numerous other items.

The director of OPCD serves in the Mayor's various subcabinets to facilitate coordinated decision-making to address policies and investments that support Seattle's BIPOC communities. OPCD works with the Mayor's Office and members of the cabinet to ensure the City's investments support community development objectives and that department priorities are aligned and reflected in policies and budget resources.

OPCD is organized in five divisions: Equitable Development, Long Range Planning, Community Planning, Land Use Policy, and Urban Design. OPCD also houses two independent commissions: the Seattle Design Commission and the Seattle Planning Commission. OPCD also staffs the Equitable Development Initiative Advisory Board.

Equitable Development

This division leads the City's Equitable Development Initiative (EDI) in collaboration with City departments and community groups to invest in community-led efforts aimed at addressing issues of racial equity, social justice, economic mobility and residential, cultural and commercial displacement. Six equity drivers are key to achieving racial equity outcomes. The Equitable Development Framework guides how the City prioritizes its work; shapes its budgets, policies, programs, and investments; and structures the implementation of targeted strategies and equitable development projects by using clear objectives for reducing disparities and achieving equitable outcomes for marginalized populations.

Long Range Planning

This division leads the development of strategies, policies, and actions on issues of Citywide importance through efforts such as annual amendments and periodic major updates to Seattle's Comprehensive Plan. This division provides data support for OPCD and other City departments in the areas of demographics, land use, and related data monitoring and analytics. This division also represents the City in regional planning initiatives and works with partners to conduct research and analysis on current issues and trends to forecast potential future challenges and opportunities.

Community Planning

This division works at the neighborhood, district, corridor or community scale to develop localized strategies for addressing community-defined priorities and outcomes. These efforts are typically undertaken in collaboration with community partners and involve multiple City departments as well as other agencies, such as Sound Transit. Outcomes range from community visioning and near-term tactical interventions to legislative actions such as

Office of Planning and Community Development

adoption of design guidelines and rezoning. Decisions about where to focus these efforts are informed by data on racial equity, growth, displacement and access to opportunity, environmental issues and other topics. Projects are often in response to major capital investments or market forces that will catalyze community change and/or contribute to increased displacement. This division also leads site- and area-specific efforts to facilitate desired change in the built environment and property redevelopment that achieves community-benefit outcomes.

Land Use Policy

Land Use Policy includes work on topics such as affordable and market-rate housing policy, and departmental efforts that implement changes to the City's land use (zoning) code and other City regulatory and incentive codes. The group coordinates closely with SDCI. The division guides major policy updates, such as the industrial/maritime strategy. This division previously led several housing-related initiatives including the Affordable Middle-Income Housing Advisory Council. The division provides technical support to other departmental and non-departmental efforts, such as State Environmental Policy Act (SEPA) review and preparation of legislation to implement actions. The Land Use Policy Division is currently operating jointly with Urban Design to realize efficiencies.

Urban Design

OPCD's urban design group supports near- and long-term planning efforts related to design and placemaking for the physical environment. The division prepares design guidelines, area planning, and project-specific placemaking efforts such as the Lid I-5 study, 520 corridor design, and ST3 station area design guidelines. They collaborate frequently with the Design Commission, other departments and partner agencies. The division provides technical support to other departmental and non-departmental functions related to design. As noted above, the Urban Design division is currently operating jointly with Land Use Policy to realize efficiencies.

In addition, two independent commissions and the Equitable Development Initiative Advisory Board are housed within OPCD:

- The **Seattle Design Commission** advises the Mayor, City Council, and City departments on civic design excellence in capital improvement projects that are located on City land, in the City right-of-way, or constructed with City funds. The commission also evaluates projects that seek long-term or permanent use of a right-of-way. The commission focuses their recommendations on aesthetic, environmental and design principles and policies, and promotes interdepartmental and interagency coordination. The 10 Commissioners that comprise the Seattle Design Commission are supported by 3 FTE staff for meetings that occur twice a month. Commission meetings include the review of City-funded capital projects such as community centers, park facilities, fire stations and police stations.
- The **Seattle Planning Commission** advises the Mayor, the City Council and City departments on broad planning goals, policies and plans for the physical development of the city. Comprised of 3.5 FTE staff and 16 volunteers, the commission's work is framed by the Comprehensive Plan and seeks public comment and participation as a part of the process to achieve the plan's vision. The commission provides independent analysis and promotes issues vital to livability.
- The **Equitable Development Initiative (EDI) Advisory Board** was made permanent by the passage of Ordinance 126173 in September 2020. The Board is comprised of 13 members representing those communities most harmed and receiving the most disinvestment according to the City's Equitable Development Monitoring Program. The EDI Advisory Board provides guidance to the City on the implementation of the EDI to ensure that the program furthers the City's Race and Social Justice Initiative goals. The board implements the accountability goals of the Equitable Development Implementation Plan, provides guidance on equity goals related to the City's Comprehensive Plan, develops funding criteria, and creates recommendations for EDI grant allocations.

Office of Planning and Community Development

Budget Snapshot

	2020 Actuals	2021 Adopted	2022 Proposed
Department Support			
General Fund Support	14,380,966	12,955,449	9,178,118
Other Funding - Operating	1,861,817	877,659	22,254,149
Total Operations	16,242,782	13,833,108	31,432,266
Total Appropriations	16,242,782	13,833,108	31,432,266

Full-Time Equivalents Total* 45.00 42.00 46.50

* FTE totals are provided for informational purposes only. Changes in FTEs resulting from City Council or Human Resources Director actions outside of the budget process may not be detailed here

Budget Overview

OPCD's 2022 Proposed Budget continues funding to update the City's Comprehensive Plan and contains significant new investments to advance the City's Race and Social Justice Initiative. Other priority items include the Equitable Development Initiative, Sound Transit 3, community and long-range planning, and monitoring affordable housing and displacement.

Race and Social Justice

Almost all of the new items in OPCD's 2022 Proposed Budget advance the City's Race and Social Justice Initiative to combat systemic racism, eliminate racial disparities and achieve racial equity in Seattle. A total of \$17 million is added to advance RSJI as follows:

- \$14.3 million from the payroll tax (also known as JumpStart) is added to OPCD's budget to fund additional equitable development grants in 2022. This item also supports added staff to administer the grant processes and contracts for EDI and Strategic Investment Fund; it also provides additional project management capacity and technical assistance for community organizations.
- \$2.5 million to expand the Duwamish Valley Program in 2022. The funding includes a new three-year sunset program coordinator position, community outreach, and investments in community assets including the South Park Community Center, South Park Neighborhood Center, Georgetown gathering spaces, and community-supported development at the Unity Electric site. This work is intended to foster climate and community resilience, provide opportunities for youth, and advance economic development as documented in the Duwamish Valley Action Plan.
- \$157,000 of General Fund for the City's first indigenous planner position. Establishing this position will help to combat the erasure of Native people in City planning and related processes.
- \$25,000 of General Fund for equitable zoning. The goal is to address barriers in the City's land use and zoning regulations that make it difficult for EDI and other affordable housing and development projects to succeed.
- \$18,000 of General Fund and \$8,000 of Real Estate Excise Tax to conduct RSJI trainings for OPCD staff, members of the Planning Commission, and members of the Design Commission.
- \$13,000 of General Fund for a real estate database subscription. Data will be used to monitor displacement risk and community indicators, support land acquisitions for the Strategic Investment Fund and Equitable Development Initiative, and to inform policy development and planning strategies.

Office of Planning and Community Development

The Equitable Development Initiative and Strategic Investment Fund

The Equitable Development Initiative (EDI) continues to be an important and growing program within OPCD. The EDI program is coordinated by OPCD and guided by an interdepartmental working group consisting of staff from the Office of Housing (OH), Department of Neighborhoods (DON), Office of Economic Development (OED), Office of Arts and Culture (ARTS), Mayor's Office (MO), and City Budget Office (CBO). It is also informed by an external board representing impacted communities. In 2017, the City Council identified the initial five projects for the EDI program. The program has grown to 41 community-based projects today. Support for each of these projects includes a mix of capacity building and capital development funding, which can include site acquisition.

The EDI program was initially funded with \$16 million in one-time proceeds from the sale of surplus property known as the Civic Square Block. The Washington State Legislature passed the Short-Term Rental Tax (STRT) in the 2018 legislative session and therefore, since 2019, the EDI program has also been funded with STRT revenues. In July 2019, the City Council passed Ordinance 125872, which created a new fund for STRT and directed that \$5 million from this fund be dedicated annually to EDI projects. Therefore, the 2022 Proposed Budget includes \$5 million of STRT for EDI. Ongoing General Fund supports EDI staff and other administrative components of the program, and the 2022 Adopted Budget includes \$430,000 of Community Development Block Grant (CDBG) dollars for EDI grants. CDBG dollars are received as part of a grant from the federal government and will support construction or site development work.

In 2019, the City reached agreement on the sale of the Mercer Megablock properties in South Lake Union, resulting in new revenues, of which \$30 million was appropriated in the 2021 Adopted Budget for a new site acquisition program called the Strategic Investment Fund (SIF). The SIF is a competitive grant process that was designed to create unique opportunities for transformational equitable development in areas at high risk of displacement or in areas of low access to opportunity. The goal of the fund is to leverage the investment to achieve multiple community benefits, including affordable housing, affordable commercial spaces, cultural spaces, and childcare facilities. SIF grantees were selected by a panel of community members during the summer of 2021. Work to develop and administer the associated grant contracts will continue into 2022 and beyond.

The most recent expansion of EDI occurs in the 2022 Proposed Budget with the additional allocation of \$14.3 million from the payroll tax, also known as JumpStart. In addition to grant awards, this funding source will also support three new positions to help the EDI team administer its funding and projects as well as provide technical assistance to community organizations. This tax was imposed via Ordinance 126108, which was passed by the City Council in July 2020. In July 2021, the City Council established a spending plan for these revenues when they passed Ordinance 126393, and this plan included a specific allocation to the Equitable Development Initiative. The ongoing funding of this program through the payroll tax and short-term rental tax mean that City investments in these community-driven projects and land acquisitions will continue indefinitely and will be a lasting legacy for Seattle and its BIPOC community members.

Long-Range Planning

One of the core functions of OPCD is to serve as the steward of the City's Comprehensive Plan, a 20-year vision and roadmap for Seattle's future. The Comprehensive Plan guides City decisions about where to accommodate and plan for new jobs and residences, how to improve the transportation system, and where to make capital investments such as utilities, sidewalks, and libraries. It provides a framework to guide most of Seattle's big-picture decisions on how to manage growth to achieve environmental sustainability, racial equity, shared prosperity, and healthy and vibrant neighborhoods.

The Washington State Growth Management Act (GMA) requires that cities undertake a major review and update of their comprehensive plans every eight years. Under the GMA, comprehensive plans must accommodate the growth that is anticipated over the next 20 years. The previous major update of the Seattle Comprehensive Plan anticipated growth of 70,000 housing units and 115,000 jobs during the 2015-2035 planning period. The next major update will extend the planning period to approximately 2044. Based on faster-than-anticipated growth to date and updated state and regional projections for population and employment, this plan will likely anticipate significantly more growth. In response, the City will review and revise as needed the Urban Villages growth strategy and policies that

Office of Planning and Community Development

guide City actions that include land use, transportation, housing, and public investments. The 2021 Adopted Budget added \$130,000 in one-time resources for OPCD to work on an Environmental Impact Study and engage in community outreach to support the next major update to the Comprehensive Plan. The 2022 Proposed Budget includes \$350,000 to continue community engagement work and complete major elements of the environmental review process, including State Environmental Policy Act (SEPA) scoping and a draft Environmental Impact Statement (EIS). Additional funding for the Comprehensive Plan update is anticipated in the 2023 budget, for an estimated total project budget of \$575,000. The 2022 Proposed Budget also includes \$150,000 to initiate work on Regional Growth Center Subarea Planning, which is part of the Comprehensive Plan update.

OPCD leads the ST3 West Seattle Ballard Link Extensions (WSBLE) Planning Work Group, one of seven work groups in the Citywide WSBLE Work Plan. 2022 work plan activities fall into three main categories: 1) advancing station design; 2) engaging in station area planning; and 3) carrying out the City's Federal Transit Administration transit-oriented development pilot grant of \$1.75 million. Early station area planning is underway in the Chinatown-International District through the Jackson Hub community planning process, which will produce planning and coordinated investment strategies in mid-2022. Early planning is also underway in the Maritime and Industrial station areas that include SODO, Smith Cove, Interbay, and Ballard, with land use legislation expected in mid-2022. Delridge and Westlake station areas may also scope and launch early station area planning efforts in 2022.

Office of Planning and Community Development

Incremental Budget Changes

Office of Planning and Community Development

	Dollars	FTE
2021 Adopted Budget	13,833,108	42.00
Baseline		
Adjustments for Personnel Costs	134,880	-
Align Baseline for Workers' Compensation	41,819	-
Citywide Adjustments for Standard Cost Changes	131,365	-
Reversal of One-Time Items in 2021 Adopted Budget	-	-
Proposed Operating		
Duwamish Valley Program Development Projects	2,300,000	-
Duwamish Valley Program Staffing and Engagement	192,722	1.00
Equitable Development Initiative and Strategic Investment Fund Expansion	14,300,000	3.00
Indigenous Planner	158,684	1.00
Comprehensive Plan Major Update – Phase 2	220,000	-
Regional Growth Center Subarea Planning	150,000	-
Equitable Zoning Outreach	25,300	-
RSJI Training	26,000	-
CoStar Multifamily and Commercial Real Estate Database Subscription	13,000	-
OPCD Internal Reorganization	12,051	0.50
Transfer On-Loan Position to Seattle Center	(197,392)	(1.00)
Proposed Technical		
Labor Budget Adjustment	90,729	-
Total Incremental Changes	\$17,599,158	4.50
Total 2022 Proposed Budget	\$31,432,266	46.50

Description of Incremental Budget Changes

Baseline

Adjustments for Personnel Costs

Expenditures \$134,880

This centrally administered change adjusts appropriations to restore the annual wage increase for non-represented Executives, Managers and Strategic Advisors, which was forgone in 2021 due to financial constraints.

Align Baseline for Workers' Compensation

Expenditures \$41,819

Office of Planning and Community Development

This technical adjustment aligns OPCD's baseline budget with the 2021 Adopted Central Cost Manual for Workers' Compensation charges. This item was a new cost for the department in 2021 and it was inadvertently omitted from the 2021 Adopted Budget.

Citywide Adjustments for Standard Cost Changes

Expenditures	\$131,365
--------------	-----------

Citywide technical adjustments made in the baseline phase reflect changes to internal services costs, including rates from the Department of Finance & Administrative Services, Seattle Information Technology Department, Seattle Department of Human Resources, and for healthcare, retirement and industrial insurance charges for the department. These adjustments reflect initial assumptions about these costs and inflators early in the budget process.

Reversal of One-Time Items in 2021 Adopted Budget

Expenditures	-
--------------	---

The 2021 Adopted Budget replaced \$4,715,500 of Short-Term Rental Tax (STRT) with \$4,715,500 of General Fund for OPCD's Equitable Development Initiative (EDI). This one-time adjustment was made because STRT revenues were in decline due to the COVID-19 pandemic. This item reverses this funding change and restores the baseline budget to \$5 million of STRT for EDI grants.

Proposed Operating

Duwamish Valley Program Development Projects

Expenditures	\$2,300,000
--------------	-------------

This one-time Green New Deal item funds essential improvements to the South Park Neighborhood Center to establish it as a Resilience Hub that benefits the community by housing community-supportive services, providing clean air, serving as a cooling center, and operating with solar energy. The funding will also support design and implementation of community-supportive uses and/or economic development uses as part of the development of the Unity Electric site, as well as community-supportive gathering spaces in Georgetown. This funding will also ensure the building design includes climate resilience infrastructure such as solar energy at the South Park Community Center. These items are part of a package of investments that expand the Duwamish Valley Program in 2022, and is also part of a package of Green New Deal items funded by payroll tax (JumpStart) funds.

Duwamish Valley Program Staffing and Engagement

Expenditures	\$192,722
Position Allocation	1.00

This item supports implementation of the Duwamish Valley Action Plan. It provides a 3-year sunset position that enables OPCD to hire a program coordinator for the Duwamish Valley Program (DVP); it also includes \$30,000 to support meaningful, inclusive and coordinated community engagement. These items are part of a package of investments that expand the Duwamish Valley Program in 2022.

Equitable Development Initiative and Strategic Investment Fund Expansion

Expenditures	\$14,300,000
Position Allocation	3.00

This item utilizes funding from the JumpStart payroll tax to expand the Equitable Development Initiative (EDI) and its sister program, the Strategic Investment Fund (SIF). Funds will be distributed through a 2022 grant application process. This item also includes three new staff positions. A Grants and Contracts Specialist will support the

Office of Planning and Community Development

technical aspects of the contract and invoicing processes at OPCD, and two Planning and Development Senior positions will provide additional project management capacity and technical assistance to community organizations as they build organizational capacity, work on project development, and work through legal, financial, and organizational issues. This item is a companion to the \$15.7 million allocation of investments to address residential displacement in the Office of Housing budget.

Indigenous Planner

Expenditures	\$158,684
Position Allocation	1.00

This item creates the City's first staff position dedicated to Indigenous Planning. The position will develop frameworks and processes for incorporating Indigenous planning concepts into City planning and community development work; it will also expand the City's planning approach and increase the ability to engage with the Indigenous Seattle Working Group and other Indigenous Seattle residents. The intent is to enable the City to transition from the erasure of Native American culture and experiences to a process where Indigenous methodologies are incorporated and implemented. This item also supports the City's climate resilience, transportation, and green infrastructure goals.

Comprehensive Plan Major Update – Phase 2

Expenditures	\$220,000
--------------	-----------

The 2022 Proposed Budget continues to allocate funding to update the City's Comprehensive Plan in a phased approach. The plan update, which is required under state law, began in 2021 and is anticipated to take three years to complete. During 2022, OPCD will be continuing community engagement and completing major elements of the environmental review process, including State Environmental Policy Act (SEPA) scoping and a draft Environmental Impact Statement (EIS). This item, in addition to \$130,000 in OPCD's baseline budget, brings total 2022 funding to \$350,000. The total budget for the three years of the project is \$150,000 for community engagement and \$425,000 for the SEPA/EIS work.

Regional Growth Center Subarea Planning

Expenditures	\$150,000
--------------	-----------

This one-time item funds a consultant to begin work on subarea planning as part of the Comprehensive Plan major update. This will satisfy a Puget Sound Regional Council (PSRC) requirement and ensure access to federal transportation funding. Subarea plans, developed through a phased approach that commences in 2022, will address diverse policies and actions needed in anticipation of projected housing and job growth in a way that supports long-term equitable recovery and vitality for all six of Seattle's regionally designated centers.

Equitable Zoning Outreach

Expenditures	\$25,300
--------------	----------

This one-time item enables OPCD to partner with affected community to develop equitable development zoning tools; it also builds on OPCD's efforts to develop land use strategies that support equitable development. The goal is to address barriers in the City's land use and zoning regulations that make it difficult for EDI and other affordable housing and community-based development projects to succeed. Funding will be used to compensate community members for participating in a steering committee that will shape the equitable zoning tools; support engagement by providing translation, childcare, food, or online outreach/advertising; and engage community-based subject matter experts, e.g., Black and Indigenous developers, architects, and organizers, to advise OPCD.

RSJI Training

Expenditures	\$26,000
--------------	----------

Office of Planning and Community Development

The 2022 Proposed Budget funds RSJI trainings and activities for the Planning Commission, the Design Commission, and OPCD. This item provides four annual RSJI training sessions for new and continuing Commissioners. It also provides funding for RSJI trainings and presentations for OPCD staff. OPCD's baseline budget does not include funding for these activities.

CoStar Multifamily and Commercial Real Estate Database Subscription

Expenditures	\$13,000
--------------	----------

This item funds a subscription to the CoStar Multifamily and Commercial Real Estate Database to provide market-rate multifamily and commercial real estate data for the Seattle market. CoStar data will be used to monitor displacement risk and community indicators; support evaluation of equitable development grant requests for property acquisition; inform housing and land use policy development; aid the analysis of Comprehensive Plan alternatives; and inform community planning for neighborhoods and areas around new transit stations.

OPCD Internal Reorganization

Expenditures	\$12,051
Position Allocation	0.50

This item eliminates three vacant positions and replaces them with 3.5 Planning and Development Specialist II positions. As the office works on its staffing plan and work assignments, it has identified an opportunity to re-purpose its three existing vacancies as lower-level planning positions to better align position classifications with work functions and increase efficiency. This adjustment includes a small savings to the General Fund and about \$15,000 of REET expenses for Design Commission staffing.

Transfer On-Loan Position to Seattle Center

Expenditures	\$(197,392)
Position Allocation	(1.00)

This item transfers a position and associated appropriation authority from OPCD to Seattle Center. The position has been on loan from OPCD to the Seattle Center for the last several years to assist in the Seattle Center Master Planning process and related redevelopment projects.

Proposed Technical

Labor Budget Adjustment

Expenditures	\$90,729
--------------	----------

This item aligns the department's salary and benefit budget with its actual labor costs.

Office of Planning and Community Development

Expenditure Overview

	2020 Actuals	2021 Adopted	2022 Proposed
Appropriations			
OPCD - BO-PC-X2P00 - Planning and Community Development			
00100 - General Fund	14,380,966	7,675,001	8,613,170
00164 - Unrestricted Cumulative Reserve Fund	54,340	-	-
12200 - Short-Term Rental Tax Fund	1,227,948	-	-
14500 - Payroll Expense Tax	-	-	2,710,916
Total for BSL: BO-PC-X2P00	15,663,253	7,675,001	11,324,085
OPCD - BO-PC-X2P10 - Design Commission			
30010 - REET I Capital Fund	579,529	593,159	654,149
Total for BSL: BO-PC-X2P10	579,529	593,159	654,149
OPCD - BO-PC-X2P40 - Equitable Development Initiative			
00100 - General Fund	-	5,280,448	564,948
12200 - Short-Term Rental Tax Fund	-	284,500	5,000,000
14500 - Payroll Expense Tax	-	-	13,889,084
Total for BSL: BO-PC-X2P40	-	5,564,948	19,454,032
Department Total	16,242,782	13,833,108	31,432,266
Department Full-Time Equivalents Total*	45.00	42.00	46.50

* FTE totals are provided for informational purposes only. Changes in FTEs resulting from City Council or Human Resources Director actions outside of the budget process may not be detailed here

Budget Summary by Fund Office of Planning and Community Development

	2020 Actuals	2021 Adopted	2022 Proposed
00100 - General Fund	14,380,966	12,955,449	9,178,118
00164 - Unrestricted Cumulative Reserve Fund	54,340	-	-
12200 - Short-Term Rental Tax Fund	1,227,948	284,500	5,000,000
14500 - Payroll Expense Tax	-	-	16,600,000
30010 - REET I Capital Fund	579,529	593,159	654,149
Budget Totals for OPCD	16,242,782	13,833,108	31,432,266

Office of Planning and Community Development

Revenue Overview

2022 Estimated Revenues

Account Code	Account Name	2020 Actuals	2021 Adopted	2022 Proposed
331110	Direct Fed Grants	1,500	430,000	430,000
334010	State Grants	66,849	-	-
360220	Interest Earned On Deliquent A	30	-	-
Total Revenues for: 00100 - General Fund		68,378	430,000	430,000
Total OPCD Resources		68,378	430,000	430,000

Office of Planning and Community Development

Appropriations by Budget Summary Level and Program

OPCD - BO-PC-X2P00 - Planning and Community Development

The purpose of the Planning and Community Development Budget Summary Level is to manage a collaborative vision for planning that advances equitable development and creates great places in the City of Seattle that is consistent with Seattle's Comprehensive Plan, and to inform and guide growth related decisions for future development.

Program Expenditures	2020 Actuals	2021 Adopted	2022 Proposed
Planning	15,099,665	7,036,532	10,656,193
Planning Commission Management	563,589	638,469	667,892
Total	15,663,253	7,675,001	11,324,085
Full-time Equivalents Total*	41.50	38.50	43.50

**FTE totals are provided for informational purposes only. Changes in FTEs resulting from City Council or Human Resources Director actions outside of the budget process may not be detailed here*

The following information summarizes the programs in Planning and Community Development Budget Summary Level:

Planning

The purpose of the Planning Program is to manage a coordinated vision for growth and development in the City of Seattle that is consistent with Seattle's Comprehensive Plan, and to inform and guide growth related decisions for future development.

Expenditures/FTE	2020 Actuals	2021 Adopted	2022 Proposed
Planning	15,099,665	7,036,532	10,656,193
Full Time Equivalents Total	38.50	35.50	40.50

Planning Commission Management

The purpose of the Planning Commission is to advise the Mayor, the City Council and City departments on broad planning goals, policies and plans for the physical development of the city. The commission also provides independent analysis and promotes issues vital to livability.

Expenditures/FTE	2020 Actuals	2021 Adopted	2022 Proposed
Planning Commission Management	563,589	638,469	667,892
Full Time Equivalents Total	3.00	3.00	3.00

Office of Planning and Community Development

OPCD - BO-PC-X2P10 - Design Commission

The purpose of the Design Commission Budget Summary Level is to give advice to the Mayor, City Council, and City Departments, concerning City-funded Capital Improvement Projects, projects that seek long-term use of the right-of-way, or major transportation projects.

Program Expenditures	2020 Actuals	2021 Adopted	2022 Proposed
Design Commission	579,529	593,159	654,149
Total	579,529	593,159	654,149
Full-time Equivalents Total*	3.50	3.50	3.00

**FTE totals are provided for informational purposes only. Changes in FTEs resulting from City Council or Human Resources Director actions outside of the budget process may not be detailed here*

OPCD - BO-PC-X2P40 - Equitable Development Initiative

The purpose of the Equitable Development Initiative Budget Summary Level is to foster community leadership and support organizations that promote equitable access to housing, jobs, education, parks, cultural expression, healthy food, and other community needs and amenities. The goal of the Equitable Development Initiative is to address displacement and the unequal distribution of opportunities in order to sustain a diverse Seattle.

Program Expenditures	2020 Actuals	2021 Adopted	2022 Proposed
Equitable Development Initiative	-	5,564,948	19,454,032
Total	-	5,564,948	19,454,032

**FTE totals are provided for informational purposes only. Changes in FTEs resulting from City Council or Human Resources Director actions outside of the budget process may not be detailed here*

Community Police Commission

Brandy Grant, Executive Director

(206) 256-5545

<http://www.seattle.gov/policecommission/>

Department Overview

The Office of the Community Police Commission (CPC) is the administrative and policy support entity of the Community Police Commission. The CPC is charged with providing community oversight and input on the police reform efforts that are the subject of a Settlement Agreement between the City and the U.S. Department of Justice regarding police practices. Membership of the CPC was modified in 2017 through legislation addressing changes in civilian oversight of the police ([Ordinance 125315](#)). A 21-member board appointed by the Mayor, the City Council and the Community Police Commission governs the CPC. Each commissioner serves a three-year term.

The CPC provides an independent forum for dialogue and widespread input on the reform efforts embodied in the Settlement Agreement and Memorandum of Understanding established by the Department of Justice. Ongoing community input is a critical component of achieving and maintaining effective and constitutional policing.

The CPC leverages the ideas, talent, experience and expertise of the people of Seattle to ensure police services:

- fully comply with the Constitution of the United States;
- ensure public and officer safety; and
- promote public confidence in the Seattle Police Department and its officers.

In 2017, the CPC's role was further refined through legislation addressing changes in the civilian oversight of the police ([Ordinance 125315](#)). The CPC is still charged with fulfilling and prioritizing the responsibilities as specified under the Consent Decree and Memorandum of Understanding and its role now includes:

- reviewing and providing input to many city partners on the police accountability system, police services and the Seattle Police Department's policies and practices;
- engaging in community outreach to obtain the perspectives of the community on police-community relations, the police accountability system, police services, policies and practices and providing that input to other City departments;
- maintaining connections with representatives of disenfranchised communities and community groups; and
- advocating for reforms to state law that will enhance public trust and confidence in policing and the criminal justice system.

Budget Snapshot

	2020 Actuals	2021 Adopted	2022 Proposed
Department Support			
General Fund Support	1,291,557	1,712,564	1,871,363
Total Operations	1,291,557	1,712,564	1,871,363
Total Appropriations	1,291,557	1,712,564	1,871,363
Full-Time Equivalents Total*	9.00	9.00	9.00

Community Police Commission

** FTE totals are provided for informational purposes only. Changes in FTEs resulting from City Council or Human Resources Director actions outside of the budget process may not be detailed here*

Budget Overview

The Community Police Commission (CPC) budget adds funding to pilot a Community Police Oversight Young Leader Internship and Fellowship Program. The program will target youth of color from the community and include hands-on professional experience, development, and mentoring. These emerging leaders will then be prepared to enter careers in government and community organizations fighting for a safer community – be it in police reform, gun safety, violence prevention, legislative work, community organizing, or whatever role meets their aspirations.

The budget is also adjusted for minor Citywide technical changes which are described below. Funding is reserved in the City Attorney’s office’s budget for future external legal fees, estimated at \$50,000, as determined by CPC leadership.

Incremental Budget Changes

Community Police Commission

	Dollars	FTE
2021 Adopted Budget	1,712,564	9.00
Baseline		
Citywide Adjustments for Standard Cost Changes	102,336	-
Proposed Operating		
Funding for Pilot Community Police Oversight Young Leader Internship & Fellowship Program	32,044	-
Proposed Technical		
Baseline Adjustments for Personnel Costs	24,419	-
Total Incremental Changes	\$158,799	-
Total 2022 Proposed Budget	\$1,871,363	9.00

Description of Incremental Budget Changes

Baseline

Citywide Adjustments for Standard Cost Changes

Expenditures \$102,336

Citywide technical adjustments made in the baseline phase reflect changes to internal services costs, including rates from the Department of Finance & Administrative Services, Seattle Information Technology Department, Seattle

Community Police Commission

Department of Human Resources, and for healthcare, retirement and industrial insurance charges for the department. These adjustments reflect initial assumptions about these costs and inflators early in the budget process.

Proposed Operating

Funding for Pilot Community Police Oversight Young Leader Internship & Fellowship Program

Expenditures \$32,044

This item funds a Pilot Community Police Oversight Young Leader Internship & Fellowship Program. The program will have the following includes:

- Internship: This position is a 10-week full-time (40 hours/week) internship during the summer of 2022.
- Fellowship: This position is a 12-week full-time (40 hours/week) summer (April - August 2022) followed by a 36-week part-time (10 hours/week) school year (September 2022-March 2023).

Proposed Technical

Baseline Adjustments for Personnel Costs

Expenditures \$24,419

This centrally administered change adjusts appropriations to restore the annual wage increase for non-represented Executives, Managers and Strategic Advisors, which was forgone in 2021 due to financial constraints.

Expenditure Overview

	2020 Actuals	2021 Adopted	2022 Proposed
Appropriations			
CPC - BO-CP-X1P00 - Office of the Community Police Commission			
00100 - General Fund	1,291,557	1,712,564	1,871,363
Total for BSL: BO-CP-X1P00	1,291,557	1,712,564	1,871,363
Department Total	1,291,557	1,712,564	1,871,363
Department Full-Time Equivalents Total*	9.00	9.00	9.00

* FTE totals are provided for informational purposes only. Changes in FTEs resulting from City Council or Human Resources Director actions outside of the budget process may not be detailed here

Budget Summary by Fund Community Police Commission

	2020 Actuals	2021 Adopted	2022 Proposed
00100 - General Fund	1,291,557	1,712,564	1,871,363
Budget Totals for CPC	1,291,557	1,712,564	1,871,363

Community Police Commission

Appropriations by Budget Summary Level and Program

CPC - BO-CP-X1P00 - Office of the Community Police Commission

The purpose of the Office of the Community Police Commission Budget Summary Level is to leverage the ideas, talents, experience, and expertise of the community to provide ongoing community input into the development of the Seattle Police Department reforms, the establishment of police priorities, and facilitation of police/community relationships necessary to promote public safety.

Program Expenditures	2020 Actuals	2021 Adopted	2022 Proposed
Office of the Community Police	1,291,557	1,712,564	1,871,363
Total	1,291,557	1,712,564	1,871,363
Full-time Equivalents Total*	9.00	9.00	9.00

**FTE totals are provided for informational purposes only. Changes in FTEs resulting from City Council or Human Resources Director actions outside of the budget process may not be detailed here*

Community Safety and Communications Center

Christopher Lombard, Interim Director

Department Overview

The Community Safety and Communications Center (CSCC) is home to the Seattle 911 center. Previously housed within the Seattle Police Department (SPD), the Seattle 911 center is the largest of its kind in the Pacific Northwest, both by staff size and volume of calls received. During 2019, call takers answered more than 800,000 calls and hundreds of thousands of non-emergency calls. The center employs between 130 to 140 employees who work 24 hours a day, 365 days a year. CSCC was established in 2021 to provide timely, accurate, and vital information to the City's first responders, city service providers, and to the public. The department is envisioned to provide civilian and community-based services and solutions to community safety challenges.

911 Communications Center (911 center): The 911 center is primary Public Safety Answering Point (PSAP) for the receipt, triage, and dispatch of public safety services within the City of Seattle. The 911 center divides operations into two functions, call taking and dispatching. The civilian call takers receive requests from the community, alarm monitoring companies, and other public safety organizations via 911, the non-emergency telephone line, and the SPD administrative dispatch line. Call takers prioritize each call and determine the nature of the emergency and the resources necessary to respond to the emergency. Calls that are related to fire or medical are transferred to the Seattle Fire Department Dispatch (SFD) center (the City's other PSAP) for response. If a call is criminal or other type, call takers enter details of the incident into the Computer Aided Dispatch (CAD) system which relays the information to a dispatcher. The dispatcher notifies public safety service responders of the incident details and remains in contact with responders via radio systems to ensure responder and community safety. The dispatcher coordinates responses for multiple incidents at a time often involving responses from multiple city departments and external agencies.

Budget Snapshot

	2020 Actuals	2021 Adopted	2022 Proposed
Department Support			
General Fund Support	-	17,887,095	20,881,987
Total Operations	-	17,887,095	20,881,987
Total Appropriations	-	17,887,095	20,881,987
Full-Time Equivalents Total*	-	1.00	146.00

** FTE totals are provided for informational purposes only. Changes in FTEs resulting from City Council or Human Resources Director actions outside of the budget process may not be detailed here*

Community Safety and Communications Center

Budget Overview

[Ordinance 126237](#) transferred the 911 center from SPD to CSCC effective June 1, 2021. Since the transition, the department has worked to identify internal ongoing needs as an independent department and integrate non-uniformed and alternate methods of dispatch.

In 2021, CSCC began the process of implementing a protocol dispatch system. This project will help the 911 center standardize operational structures to call taking, reduce bias among call takers, and begin to operationalize dispatching non-uniformed and alternative response to uniformed police. In addition, CSCC is working closely with the Seattle Fire Department (SFD) to stand up a new triage response team. This team will respond to calls for welfare checks and persons down that do not require a uniformed police or fire response.

To support operations as an independent department, the 2022 Proposed Budget includes staffing to help stand up back of the house administrative support. This administrative support was previously provided by SPD, and due to the size of the 911 center, will require an internal team to handle these functions. Additionally, the department will assist in the execution of two IT projects to improve employee performance management and collect additional information about 911 calls. More information about these projects is contained in the budget book section for Seattle IT.

Community Safety and Communications Center

Incremental Budget Changes

Community Safety and Communications Center

	Dollars	FTE
2021 Adopted Budget	17,887,095	1.00
Baseline		
911 Center and PEO Unit Budget Realignment	(17,887,095)	-
Annualize the 911 Center Budget	17,929,854	140.00
Proposed Operating		
Back of House Staffing for Administrative Support	726,037	4.00
Deputy Director for the CCCC	230,958	1.00
Fund a Technical and Operational Study for 911 Center	150,000	-
Proposed Technical		
Baseline Adjustments for Personnel Costs	12,199	-
Citywide Adjustments for Standard Cost Changes	1,832,940	-
Total Incremental Changes	\$2,994,893	145.00
Total 2022 Proposed Budget	\$20,881,987	146.00

Description of Incremental Budget Changes

Baseline

911 Center and PEO Unit Budget Realignment

Expenditures \$(17,887,095)

This item zeros out the 2021 Adopted Budget for CCCC. The 2021 Adopted Budget contained funding for the 911 center and the PEO unit for a portion of the year. This change request zeros out the budget so the 911 center budget can be properly annualized in CCCC, and the PEO unit budget can be properly annualized in SDOT.

Annualize the 911 Center Budget

Expenditures \$17,929,854

Position Allocation 140.00

This item annualizes the 911 center positions and budget. As part of the 2021 Adopted Budget, the 911 center's budget was split across SPD and CCCC. This request fully funds the 911 center by consolidating all funding from SPD into CCCC.

Proposed Operating

Back of House Staffing for Administrative Support

Expenditures \$726,037

Community Safety and Communications Center

Position Allocation	4.00
---------------------	------

This change request adds 4.0 FTE (Principal Accountant, Payroll Supervisor, Sr. Personnel Analyst, Strategic Advisor 1) for CSCC administrative needs. These positions will help CSCC stand up independent finance, budgeting, and human resources operations that will support the day to day needs of the department.

Deputy Director for the CSCC

Expenditures	\$230,958
--------------	-----------

Position Allocation	1.00
---------------------	------

This item adds a Deputy Director and position funding to CSCC. Under SPD, the 911 center had a Deputy Director that carried out these responsibilities, and this position was not transferred to CSCC. The Deputy Director will manage high-level functions such as labor relations, public information requests, and developing and implementing department policies.

Fund a Technical and Operational Study for 911 Center

Expenditures	\$150,000
--------------	-----------

This item funds a one-time study for the 911 center. As an independent department from SPD, the 911 center will need further assistance to develop their own policies, identify gaps as an independent agency, and plan to integrate non-uniformed and/or alternate methods of dispatch. This funding will be used to hire a consulting firm to perform these services. The scope of work is to be finalized during negotiations with the selected firm.

Proposed Technical

Baseline Adjustments for Personnel Costs

Expenditures	\$12,199
--------------	----------

This centrally administered change adjusts appropriations to restore the annual wage increase for non-represented Executives, Managers and Strategic Advisors, which was forgone in 2021 due to financial constraints.

Citywide Adjustments for Standard Cost Changes

Expenditures	\$1,832,940
--------------	-------------

Citywide technical adjustments made in the baseline phase reflect changes to internal services costs, including rates from the Department of Finance & Administrative Services, Seattle Information Technology Department, Seattle Department of Human Resources, and for Judgement and Claims, healthcare, retirement and industrial insurance charges for the department. These adjustments reflect initial assumptions about these costs and inflators early in the budget process.

Community Safety and Communications Center

Expenditure Overview

	2020 Actuals	2021 Adopted	2022 Proposed
Appropriations			
CS - BO-CS-10000 - Community Safety and Communications Center			
00100 - General Fund	-	17,887,095	20,881,987
Total for BSL: BO-CS-10000	-	17,887,095	20,881,987
 Department Total	 -	 17,887,095	 20,881,987
 Department Full-Time Equivalents Total*	 -	 1.00	 146.00

** FTE totals are provided for informational purposes only. Changes in FTEs resulting from City Council or Human Resources Director actions outside of the budget process may not be detailed here*

Budget Summary by Fund Community Safety and Communications Center

	2020 Actuals	2021 Adopted	2022 Proposed
00100 - General Fund	-	17,887,095	20,881,987
Budget Totals for CS	-	17,887,095	20,881,987

Community Safety and Communications Center

Appropriations by Budget Summary Level and Program

CS - BO-CS-10000 - Community Safety and Communications Center

BSL Purpose statement to be developed and legislated in 2021.

Program Expenditures	2020 Actuals	2021 Adopted	2022 Proposed
Communications Center	-	9,783,678	20,881,988
Parking Enforcement	-	8,103,417	-
Total	-	17,887,095	20,881,987
Full-time Equivalents Total*	-	1.00	146.00

**FTE totals are provided for informational purposes only. Changes in FTEs resulting from City Council or Human Resources Director actions outside of the budget process may not be detailed here*

The following information summarizes the programs in Community Safety and Communications Center Budget Summary Level:

Communications Center

Expenditures/FTE	2020 Actuals	2021 Adopted	2022 Proposed
Communications Center	-	9,783,678	20,881,988
Full Time Equivalents Total	-	-	145.00

Community Safety

Expenditures/FTE	2020 Actuals	2021 Adopted	2022 Proposed
Full Time Equivalents Total	-	1.00	1.00

Parking Enforcement

Expenditures/FTE	2020 Actuals	2021 Adopted	2022 Proposed
Parking Enforcement	-	8,103,417	-

Office of Emergency Management

Curry Mayer, Director

(206) 233-5076

<https://www.seattle.gov/emergency-management>

Department Overview

The Office of Emergency Management (OEM) is responsible for the city-wide emergency management program. The mission of OEM is, “We partner with the community to prepare for, respond to, mitigate the impacts of, and recover from disasters.” This office has the city-wide responsibility to:

- maintain and manage the Emergency Operations Center (EOC) to ensure overall unity of effort when responding to disasters,
- manage the City’s activities related to emergency planning, preparedness, mitigation, response, and recovery operations,
- administer trainings and exercises that prepares City responders, volunteers, and the public to respond and recover from disasters, and
- seek and administer post disaster recovery costs and pre-disaster mitigation grants.

OEM also focuses substantial effort in preparing the community for disaster through public education, capability-building with community organizations, vulnerable population outreach, limited English proficiency, low income and immigrant and refugee communities. Utilizing partnerships and grant funding, OEM garners additional staffing resource support using volunteers who deliver preparedness programs, stipend paid Community Safety Ambassadors who speak multiple languages reaching Seattle’s diverse neighborhoods, and interns hired to assist with special projects.

The dedicated staff of OEM ensure the City meets the national and international Emergency Management Accreditation Program (EMAP) standards and compliance with RCW 38.52 and WAC 118. Those standards and codes require that a program effectively carry out several functions (Planning, Operations, Mitigation & Recovery, Communications, Alert and Warning, Hazard Analysis, Training & Exercises, and Community Education & Outreach) to ensure a comprehensive emergency management program. OEM maintains plans as required by City codes including the Comprehensive Emergency Management Plan, Continuity of Government, Continuity of Operations Plans, and the City’s Hazard Mitigation Plan. The Mitigation Plan keeps the City eligible for millions of dollars in federal hazard mitigation grants and staff assist in the recouping of millions of dollars in federal public assistance funds following any Federally declared disaster.

OEM personnel ensure that the EOC and those who staff it, are ready and prepared to coordinate disaster response and recovery efforts at any time. EOC operations focus on coordination of action plans, information, and any needed resources through a unity of effort. The EOC also assists elected officials and high-level managers in critical, policy-level decision making. The Mayor has the responsibility and authority through a proclamation of local emergency and certain emergency powers to use all City resources to address conditions of emergency. Pre-EOC operations are managed through the OEM’s Staff Duty Officer (SDO) program which provides a 24/7 point of contact in case of emergency for departments, agencies, Mayor, Department Directors, Council members or other stakeholders. SDOs monitor and assist in dozens of incidents every year.

There are three key groups that provide guidance and direction to the emergency management program: Disaster Management Committee, Strategic Work Group, and Emergency Executive Board. OEM engages in hundreds of interactions with various agencies every year to maintain mutual proficiency in response and recovery; for example partnerships with colleges, universities, schools both public and private, healthcare facilities, the Coast Guard, Army and Navy, Pacific Northwest National Laboratory, businesses, non-profits such as the American Red Cross, and agencies with whom the City has emergency preparedness partnerships such as Airbnb. OEM also works closely with dedicated emergency management staff housed in several departments (Human Services Department, Finance &

Office of Emergency Management

Administrative Services, Department of Transportation, Parks & Recreation Department, Fire Department, Public Utilities, and City Light).

Budget Snapshot

	2020 Actuals	2021 Adopted	2022 Proposed
Department Support			
General Fund Support	-	2,483,750	2,812,567
Other Funding - Operating	-	-	268,592
Total Operations	-	2,483,750	3,081,159
Total Appropriations	-	2,483,750	3,081,159
Full-Time Equivalents Total*	-	15.00	15.00

* FTE totals are provided for informational purposes only. Changes in FTEs resulting from City Council or Human Resources Director actions outside of the budget process may not be detailed here

Budget Overview

The 2022 Proposed Budget builds on OEM's first year of operation in 2021 by fully funding a Finance and Grants Manager. This position will help operate finance, accounting, budget, contracting, and grant management activities to support OEM's mission of providing emergency management services to the city.

The Proposed Budget also allocates Coronavirus Local Fiscal Recovery (CLFR) funds to OEM as part of Seattle Rescue Plan 3 (SRP3). These funds will help OEM manage FEMA Public Assistance funding applications, which is essential to the emergency response work of the City. See the Seattle Rescue Plan section of this 2022 Budget Book for more on SRP3.

Incremental Budget Changes

Office of Emergency Management

	Dollars	FTE
2021 Adopted Budget	2,483,750	15.00
Baseline		
Baseline Adjustments for Personnel Costs	64,716	-
Citywide Adjustments for Standard Cost Changes	197,403	-
Proposed Operating		
Add Funding for Finance and Grants Management Position	66,698	-
Add Internal Federal Funds Project Staffing	268,592	-

Office of Emergency Management

Proposed Technical

Revenue Adjustments	-	-
Total Incremental Changes	\$597,409	-
Total 2022 Proposed Budget	\$3,081,159	15.00

Description of Incremental Budget Changes

Baseline

Baseline Adjustments for Personnel Costs

Expenditures	\$64,716
--------------	----------

This centrally administered change adjusts appropriations to restore the annual wage increase for non-represented Executives, Managers and Strategic Advisors, which was forgone in 2021 due to financial constraints.

Citywide Adjustments for Standard Cost Changes

Expenditures	\$197,403
--------------	-----------

Citywide technical adjustments made in the baseline phase reflect changes to internal services costs, including rates from the Department of Finance & Administrative Services, Seattle Information Technology Department, Seattle Department of Human Resources, and for healthcare, retirement and industrial insurance charges for the department. These adjustments reflect initial assumptions about these costs and inflators early in the budget process.

Proposed Operating

Add Funding for Finance and Grants Management Position

Expenditures	\$66,698
--------------	----------

This ongoing funding fully covers the new Finance Manager position added in 2021 when OEM was moved out of the Seattle Police Department and became an independent small department.

Add Internal Federal Funds Project Staffing

Expenditures	\$268,592
--------------	-----------

This change request provides \$268,592 Coronavirus Local Fiscal Recovery (CLFR) funds to OEM to cover payroll and benefits of employees corresponding to time spent on administrative purposes necessary to address FEMA COVID recovery work.

Proposed Technical

Revenue Adjustments

Revenues	\$1,667,758
----------	-------------

This is a technical adjustment to align base revenues with forecast revenues for the 2022 Budget. Revenues in this department are General Fund cost recovery for central services provided by this department and charged to the six-funds.

Office of Emergency Management

Expenditure Overview

	2020 Actuals	2021 Adopted	2022 Proposed
Appropriations			
OEM - BO-EP-10000 - Office of Emergency Management			
00100 - General Fund	-	2,483,750	2,812,567
14000 - Coronavirus Local Fiscal Recovery Fund	-	-	268,592
Total for BSL: BO-EP-10000	-	2,483,750	3,081,159
Department Total	-	2,483,750	3,081,159
Department Full-Time Equivalents Total*	-	15.00	15.00

** FTE totals are provided for informational purposes only. Changes in FTEs resulting from City Council or Human Resources Director actions outside of the budget process may not be detailed here*

Budget Summary by Fund Office of Emergency Management

	2020 Actuals	2021 Adopted	2022 Proposed
00100 - General Fund	-	2,483,750	2,812,567
14000 - Coronavirus Local Fiscal Recovery Fund	-	-	268,592
Budget Totals for OEM	-	2,483,750	3,081,159

Revenue Overview

2022 Estimated Revenues

Account Code	Account Name	2020 Actuals	2021 Adopted	2022 Proposed
341900	General Government-Other Rev	-	-	1,667,758
Total Revenues for: 00100 - General Fund		-	-	1,667,758
Total OEM Resources		-	-	1,667,758

Office of Emergency Management

Appropriations by Budget Summary Level and Program

OEM - BO-EP-10000 - Office of Emergency Management

The purpose of the Office of Emergency Management Budget Summary Level is to manage citywide emergency planning, hazard mitigation, disaster response and recovery coordination, community preparedness, and internal and external partnership building.

Program Expenditures	2020 Actuals	2021 Adopted	2022 Proposed
Office of Emergency Management	-	2,483,750	3,081,159
Total	-	2,483,750	3,081,159
Full-time Equivalents Total*	-	15.00	15.00

**FTE totals are provided for informational purposes only. Changes in FTEs resulting from City Council or Human Resources Director actions outside of the budget process may not be detailed here*

Seattle Fire Department

Harold D Scoggins, Fire Chief

(206) 386-1400

www.seattle.gov/fire

Department Overview

The Seattle Fire Department (SFD) provides fire protection and prevention, technical rescue and emergency medical services for the City of Seattle. It deploys engine companies, ladder companies, aid and medic units and fireboats to mitigate the loss of life and property resulting from fires, medical emergencies and other disasters. SFD maintains 33 fire stations that are strategically located within six battalions to provide optimal response times to emergencies. Each battalion serves specific geographic areas in the city: the downtown/Central Area, north and northeast Seattle, northwest Seattle, south and southeast Seattle and West Seattle.

SFD has a strong record on prevention of fires. Seattle has fewer fires than the national average and of other cities with similar population size. Seattle averages 0.9 fires annually per 1,000 residents, which is lower than the national average of 3.9. Over the past five years, the average number of total structure fires per year in Seattle has been 687. Total fire dollar loss averaged \$23.8 million per year.

SFD provides emergency medical responses, which account for approximately 77% of all fire emergency calls in Seattle. In order to respond to the emergency medical demand, all Seattle firefighters are trained as emergency medical technicians (EMTs) to provide basic emergency medical care, or basic life support. SFD staffs seven medic units each with two firefighter-trained paramedics to provide more advanced medical care or advanced life support. Additionally, the department has five full-time and two peak-time aid units staffed by firefighters to provide basic life support citywide.

In 2016, SFD implemented the Low Acuity Alarm Program to reduce non-emergency calls to the 911 system and to provide improved service and care to individuals with non-emergent needs. In 2019, the program was renamed Mobile Integrated Health to better reflect its work, which now includes the Health One multidisciplinary response team of firefighters and case managers. Health One launched in 2019 to respond to individuals immediately in their moment of need and help them navigate the situation - whether they need medical care, mental health care, shelter, or other social services. Currently, core activities of Mobile Integrated Health are high utilizer intervention (individuals and locations), low acuity data and trend analysis, establishment of referral partnerships and alternate treatment/transportation development.

The department also has marine, hazardous materials, high-angle, tunnel and confined-space rescue teams. In addition, SFD officers and firefighters are members of local and national disaster response teams such as the Federal Emergency Management Agency (FEMA)'s Urban Search and Rescue Task Force and wild land firefighting. SFD's fire prevention efforts include fire code enforcement, building inspections, plan reviews of fire and life safety systems, public education and fire safety programs, regulation of hazardous materials storage and processes and regulation of places of public assembly and public events to ensure life safety.

Seattle Fire Department

Budget Snapshot

	2020 Actuals	2021 Adopted	2022 Proposed
Department Support			
General Fund Support	257,999,277	249,339,131	266,664,441
Total Operations	257,999,277	249,339,131	266,664,441
Total Appropriations	257,999,277	249,339,131	266,664,441
Full-Time Equivalents Total*	1,167.55	1,173.35	1,176.35

* FTE totals are provided for informational purposes only. Changes in FTEs resulting from City Council or Human Resources Director actions outside of the budget process may not be detailed here

Budget Overview

The 2022 Proposed Budget for the Seattle Fire Department adds funding to enhance department operations in several areas including emergency responses, diversity recruitment, dispatch training, and IT system upgrades.

In response to extensive research into community response models and on best practices gleaned from around the country, SFD will add a new specialized triage response program. This program is being developed under the umbrella of SFD's Mobile Integrated Health (MIH) unit. The MIH unit developed and operationalized the highly successful Health One program and as a result, SFD has acquired the appropriate experience, capacity and back-end support that will help stand up the new triage response model. The Triage Team is designed to respond to non-medical, non-criminal calls - such as person down and wellness checks - identified by the 911 dispatch center at the Community Safety and Communications Center (CSCC). This specialized response model will operate out of SFD in close connection with the CSCC and will be dispatched after SFD and SPD 911 determine the call is appropriate for individuals who do not need an urgent medical or safety intervention.

The department will also add two new positions. A Strategic Advisor 2 that was originally added in the 2019 Adopted 2020 Endorsed Budget but eliminated during the pandemic due to budget restrictions, will be reinstated to enhance diversity in the department through recruiting and outreach efforts and workforce development. Additionally, a Firefighter/Dispatch Training Coordinator will be added to the Fire Alarm Center to ensure that dispatchers receive the consistent, reliable training necessary to meet various local and national standards and requirements for this work.

The Fire Department has also been working with Seattle IT to address challenges and inefficiencies with two aging IT systems used for Safety and Training, and for Fire Incident Reporting. Both systems will be replaced in 2022, which will provide significant improvements in usability and overall functionality.

Seattle Fire Department

Incremental Budget Changes

Seattle Fire Department

	Dollars	FTE
2021 Adopted Budget	249,339,131	1173.35
Baseline		
Baseline Adjustments for Personnel Costs	121,939	-
CCM Healthcare Reconciliation	-	-
Citywide Adjustments for Standard Cost Changes	7,896,624	-
L2898 Contract Adjustment	1,140,655	-
Reduce One-Time Equipment Funding	(383,000)	-
Restore One-Time Reduction of FPD Special Events Staff Funding	155,242	-
Restore One-Time Reduction of Funding for FPD Construction Inspection Staffing	135,262	-
Restore One-Time Reduction to Event Services OT	915,028	-
Restore One-Time Reduction to Funding for FPD Plan Review Staffing	147,108	-
Technical Adjustment for Restored Positions	-	-
L27 Salary Adjustments	1,934,541	-
Health One Continuation	103,500	-
Proposed Operating		
Triage Team Response Program	2,150,000	-
Add Diversity Recruitment and Work Culture FTE	166,663	1.00
Add Training Coordinator to Fire Alarm Center	108,196	1.00
Fire Incident Reporting IT System Upgrade	499,000	-
Safety and Training IT System Upgrade	318,000	-
L27 Crisis Counseling Services	150,000	-
Proposed Technical		
Backfill OT for Family Medical Leave	2,000,000	-
Revenue Adjustments	-	-
SFD Budget Transfer To HSD	(349,120)	-
HSD Position Transfer To SFD	96,387	1.00
Increase in External Lease Costs	16,884	-
Language Premium Staff Stipend	2,400	-
Total Incremental Changes	\$17,325,309	3.00
Total 2022 Proposed Budget	\$266,664,441	1176.35

Seattle Fire Department

Description of Incremental Budget Changes

Baseline

Baseline Adjustments for Personnel Costs

Expenditures \$121,939

This centrally administered change adjusts appropriations to restore the annual wage increase for non-represented Executives, Managers and Strategic Advisors, which was forgone in 2021 due to financial constraints.

CCM Healthcare Reconciliation

Expenditures -

This baseline adjustment reconciles the Central Cost Manual adopted budget healthcare costs through a net-zero adjustment.

Citywide Adjustments for Standard Cost Changes

Expenditures \$7,896,624

Citywide technical adjustments made in the baseline phase reflect changes to internal services costs, including rates from the Department of Finance & Administrative Services, Seattle Information Technology Department, Seattle Department of Human Resources, and for healthcare, retirement and industrial insurance charges for the department. These adjustments reflect initial assumptions about these costs and inflators early in the budget process.

L2898 Contract Adjustment

Expenditures \$1,140,655

This item increases appropriation authority to the 2022 baseline budget per the terms of the Collective Bargaining Agreement for the Fire Chiefs covering 2019, 2020 and 2021. This agreement was adopted via Council Bill 120107.

Reduce One-Time Equipment Funding

Expenditures \$(383,000)

This item removes the one-time funding of \$383,000 in the 2021 Adopted Budget that was provided to procure AEDs, Lucas Devices, and Ballistic sets.

Restore One-Time Reduction of FPD Special Events Staff Funding

Expenditures \$155,242

This item restores a one-time reduction of \$155,242 in the 2021 Adopted Budget of the Lieutenant Inspector position that supports Special Event activity managed in the Fire Prevention Division.

Restore One-Time Reduction of Funding for FPD Construction Inspection Staffing

Expenditures \$135,262

This item restores a one-time reduction of \$135,262 in the 2021 Adopted Budget to the Construction Inspection staffing budget.

Seattle Fire Department

Restore One-Time Reduction to Event Services OT

Expenditures \$915,028

This item restores a one-time reduction of \$915,028 in the 2021 Adopted Budget to the budget for event services overtime that is supported by revenues from staffing events.

Restore One-Time Reduction to Funding for FPD Plan Review Staffing

Expenditures \$147,108

This item restores a one-time reduction of \$147,108 in the 2021 Adopted Budget to the Construction Plan Review staffing budget.

Technical Adjustment for Restored Positions

Expenditures -

This net-zero technical adjustment moves budget from the general expenditure account to the appropriate line item accounts for the two positions that were restored via Council Budget Actions for 2021.

L27 Salary Adjustments

Expenditures \$1,934,541

This baseline adjustment to personnel costs accounts for the 2021 1% COLA for Local 27 members that was not included in the 2021 Adopted Budget assumptions. It also includes the salary, step and longevity increases.

Health One Continuation

Expenditures \$103,500

This technical change provides ongoing funding to sustain the third Health One unit that will be put in service in the 4th quarter of 2021. The 2021 Adopted Budget provided funding for firefighter staffing of the third unit assuming a mid-year launch, necessitating a baseline increase to fund a full year of operations in 2022.

This item also removes the one-time funding that was added for the initial acquisition of a vehicle for the third unit.

Proposed Operating

Triage Team Response Program

Expenditures \$2,150,000

This item adds funding to field a new specialized triage response program that will respond directly to non-medical, non-criminal calls - such as person down and wellness checks - identified by the 911 dispatch center at the Community Safety and Communications Center (CSCC). The specialized response model will operate out of SFD in close connection with the CSCC; personnel will be dispatched after SFD and SPD 911 determine that the call is a wellness check for individuals who do not need an urgent medical or safety intervention.

Seattle Fire Department

Add Diversity Recruitment and Work Culture FTE

Expenditures	\$166,663
Position Allocation	1.00

This item restores a position that was eliminated as part of the COVID reductions in the 2021 Adopted Budget. This 1.0 FTE Strategic Advisor 2, Exempt will focus on advancing the department's goals of promoting diversity, equity, and inclusion in the workplace, spanning from recruitment to retention.

Add Training Coordinator to Fire Alarm Center

Expenditures	\$108,196
Position Allocation	1.00

This proposal adds a 1.0 FTE - a Firefighter/Dispatcher Training Coordinator - to the Fire Alarm Center. This new position will provide a more thorough and consistent level of training for dispatchers and will help ensure that the department meets the numerous local and federal standards provided for this function. A portion of the position costs are offset by a \$57,000 reduction to the overtime budget that was regularly used to provide ad hoc training.

Fire Incident Reporting IT System Upgrade

Expenditures	\$499,000
--------------	-----------

This adjustment adds funding to replace the 18-year-old Fire Incident Reporting IT system with a new software solution. The proposed solution has a modern interface for better usability; auto-populates required fields; works with all SFD IT devices; ensures that all required data for the recently-updated State and Federal standards is collected; and automatically generates the required reports. One-time costs for the upgrade are \$434,000 and ongoing annual costs are approximately \$65,000.

Safety and Training IT System Upgrade

Expenditures	\$318,000
--------------	-----------

This adjustment adds funding to replace the 22-year-old Safety and Training IT system with a new software solution. The proposed solution will have a more streamlined, user-friendly interface; more robust content that includes industry-specific, pre-developed trainings; better tracking of certifications and trainings; and lower annual IT maintenance costs. One-time costs for the upgrade are \$208,000 and ongoing annual costs are approximately \$110,000.

L27 Crisis Counseling Services

Expenditures	\$150,000
--------------	-----------

This item provides an increase of \$150,000 in appropriation authority for the Seattle Fire Department in the Leadership and administrative Budget Control Level (00100-BO-FD-F1000) to pay Local 27 Firefighters' Union to provide crisis counseling services for the membership. The program would provide trauma-informed counseling services, referrals, and training that would focus on de-escalation, scene safety, and evasive defense to keep firefighters safe and increase positive interactions with persons in crisis or suffering with mental illness. The program would also provide firefighters with help to manage the stresses and process the traumatic environments they face regularly, especially under compounding crises.

Seattle Fire Department

Proposed Technical

Backfill OT for Family Medical Leave

Expenditures	\$2,000,000
--------------	-------------

This increases the budget for backfill costs in SFD for when members of the department are on leave to care for family members. Prior to 2022, a below the line reserve was being held in the General Fund in recognition of the Paid Family Care Leave (PFCL) backfill costs. Now that the City has had several years of experience in allocating PFCL backfill costs to departments, there is a basis for estimating the ongoing annual costs for this department. Instead of allocating budget at year-end in a supplemental budget request, the budget is being added as ongoing and can be managed at the department's discretion.

Revenue Adjustments

Revenues	\$3,139,909
----------	-------------

2022 proposed revenue adjustments for Seattle Fire Department.

SFD Budget Transfer To HSD

Expenditures	\$(349,120)
--------------	-------------

This item decreases appropriation authority by \$349,120 in the Fire Department (SFD), in the Operations Budget Control Level (00100-F3000) of the General Fund. The budget will transfer to the Human Services Department (HSD) from the Fire Department. The budget had been added to SFD to pay for counselors supporting the Health One program. SFD has been paying HSD to provide the staffing. This action transfers the budget to HSD to fund their authorized positions. This will eliminate the need for inter-departmental billing and align the budget with the position authority granted to HSD. HSD's corresponding Change Request is numbered HSD-117.

HSD Position Transfer To SFD

Expenditures	\$96,387
Position Allocation	1.00

This item increases appropriation authority by \$96,387 and 1 FTE Administrative Specialist III (position #10007047) in the Fire Department (SFD), in the Operations Budget Control Level (00100-F3000) of the General Fund. The budget and position will transfer to the Fire Department from the Human Services Department (HSD). The budget and position were added to HSD in 2021 under SFD-001-B-002 for the Health One program in error. SFD will utilize the position to support their operation of the Health One program. HSD's corresponding Change Request is numbered HSD-21Q2.

Increase in External Lease Costs

Expenditures	\$16,884
--------------	----------

This item increases appropriation authority by \$16,884 to pay for increases in external lease costs. The external lease obligations are collected by the Department of Finance and Administrative Services (FAS) and FAS pays the external leases.

Language Premium Staff Stipend

Expenditures	\$2,400
--------------	---------

This item increases ongoing appropriation authority for language services stipends. Per the Coalition of City Unions collective bargaining agreement, City employees who are multilingual and provide language services, such as

Seattle Fire Department

interpretation and translation, to communicate with clients and/or other employees in business-related situations are now eligible for a monthly language premium stipend. The amounts in the 2022 budget are estimates based on the eligible employees from 2021.

Seattle Fire Department

Expenditure Overview

	2020 Actuals	2021 Adopted	2022 Proposed
Appropriations			
SFD - BO-FD-F1000 - Leadership and Administration			
00100 - General Fund	39,111,404	40,801,916	44,397,912
Total for BSL: BO-FD-F1000	39,111,404	40,801,916	44,397,912
SFD - BO-FD-F3000 - Operations			
00100 - General Fund	208,857,022	197,684,472	210,731,001
Total for BSL: BO-FD-F3000	208,857,022	197,684,472	210,731,001
SFD - BO-FD-F5000 - Fire Prevention			
00100 - General Fund	10,030,851	10,852,743	11,535,527
Total for BSL: BO-FD-F5000	10,030,851	10,852,743	11,535,527
Department Total	257,999,277	249,339,131	266,664,441
Department Full-Time Equivalents Total*	1,167.55	1,173.35	1,176.35

* FTE totals are provided for informational purposes only. Changes in FTEs resulting from City Council or Human Resources Director actions outside of the budget process may not be detailed here

Budget Summary by Fund Seattle Fire Department

	2020 Actuals	2021 Adopted	2022 Proposed
00100 - General Fund	257,999,277	249,339,131	266,664,441
Budget Totals for SFD	257,999,277	249,339,131	266,664,441

Seattle Fire Department

Appropriations by Budget Summary Level and Program

SFD - BO-FD-F1000 - Leadership and Administration

The purpose of the Leadership and Administration Budget Summary Level is to provide strategy and policy, public outreach and education, information and personnel management, recruitment and training of uniformed staff; allocate and manage available resources; and provide logistical support needed to achieve the Department's mission.

Program Expenditures	2020 Actuals	2021 Adopted	2022 Proposed
Citywide Indirect Costs	27,154,835	26,761,601	29,728,978
Departmental Indirect Costs	11,956,569	14,040,315	14,668,935
Total	39,111,404	40,801,916	44,397,912
Full-time Equivalents Total*	59.50	63.50	64.50

**FTE totals are provided for informational purposes only. Changes in FTEs resulting from City Council or Human Resources Director actions outside of the budget process may not be detailed here*

The following information summarizes the programs in Leadership and Administration Budget Summary Level:

Citywide Indirect Costs

Expenditures/FTE	2020 Actuals	2021 Adopted	2022 Proposed
Citywide Indirect Costs	27,154,835	26,761,601	29,728,978

Departmental Indirect Costs

Expenditures/FTE	2020 Actuals	2021 Adopted	2022 Proposed
Departmental Indirect Costs	11,956,569	14,040,315	14,668,935
Full Time Equivalents Total	59.50	63.50	64.50

SFD - BO-FD-F3000 - Operations

The purpose of the Operations Budget Summary Level is to provide emergency and disaster response capabilities for fire suppression, emergency medical needs, hazardous materials, weapons of mass destruction, and search and rescue. In addition, reduce injuries by identifying and changing practices that place firefighters at greater risk and provide communication services.

Program Expenditures	2020 Actuals	2021 Adopted	2022 Proposed
-----------------------------	-------------------------	-------------------------	--------------------------

Seattle Fire Department

Battalion 2	26,713,600	32,890,867	32,635,307
Battalion 3 Medic One	16,534,898	16,331,702	17,419,528
Battalion 4	27,726,171	30,938,194	33,261,878
Battalion 5	27,970,512	29,434,797	31,605,322
Battalion 6	25,696,865	26,783,493	28,850,602
Battalion 7	26,404,167	23,828,984	25,663,613
Communications	6,041,295	6,613,774	6,875,283
Office of the Operations Chief	6,775,801	9,414,190	9,476,075
Operations Activities	43,761,206	19,908,444	23,232,742
Safety and Risk Management	1,232,507	1,540,027	1,710,651
Total	208,857,022	197,684,472	210,731,001
Full-time Equivalents Total*	1,044.05	1,046.05	1,048.05

**FTE totals are provided for informational purposes only. Changes in FTEs resulting from City Council or Human Resources Director actions outside of the budget process may not be detailed here*

The following information summarizes the programs in Operations Budget Summary Level:

Battalion 2

	2020	2021	2022
Expenditures/FTE	Actuals	Adopted	Proposed
Battalion 2	26,713,600	32,890,867	32,635,307
Full Time Equivalents Total	205.45	205.45	205.45

Battalion 3 Medic One

	2020	2021	2022
Expenditures/FTE	Actuals	Adopted	Proposed
Battalion 3 Medic One	16,534,898	16,331,702	17,419,528
Full Time Equivalents Total	82.00	82.00	82.00

Battalion 4

	2020	2021	2022
Expenditures/FTE	Actuals	Adopted	Proposed
Battalion 4	27,726,171	30,938,194	33,261,878
Full Time Equivalents Total	199.45	199.45	199.45

Battalion 5

Seattle Fire Department

	2020 Actuals	2021 Adopted	2022 Proposed
Expenditures/FTE			
Battalion 5	27,970,512	29,434,797	31,605,322
Full Time Equivalents Total	185.45	185.45	185.45

Battalion 6

	2020 Actuals	2021 Adopted	2022 Proposed
Expenditures/FTE			
Battalion 6	25,696,865	26,783,493	28,850,602
Full Time Equivalents Total	169.45	169.45	169.45

Battalion 7

	2020 Actuals	2021 Adopted	2022 Proposed
Expenditures/FTE			
Battalion 7	26,404,167	23,828,984	25,663,613
Full Time Equivalents Total	148.45	148.45	148.45

Communications

	2020 Actuals	2021 Adopted	2022 Proposed
Expenditures/FTE			
Communications	6,041,295	6,613,774	6,875,283
Full Time Equivalents Total	35.80	35.80	36.80

Office of the Operations Chief

	2020 Actuals	2021 Adopted	2022 Proposed
Expenditures/FTE			
Office of the Operations Chief	6,775,801	9,414,190	9,476,075
Full Time Equivalents Total	12.00	14.00	14.00

Operations Activities

	2020 Actuals	2021 Adopted	2022 Proposed
Expenditures/FTE			

Seattle Fire Department

Operations Activities	43,761,206	19,908,444	23,232,742
Full Time Equivalents Total	-	-	1.00

Safety and Risk Management

	2020 Actuals	2021 Adopted	2022 Proposed
Expenditures/FTE			
Safety and Risk Management	1,232,507	1,540,027	1,710,651
Full Time Equivalents Total	6.00	6.00	6.00

SFD - BO-FD-F5000 - Fire Prevention

The purpose of the Fire Prevention Budget Summary Level is to provide Fire Code enforcement to help prevent injury and loss from fire and other hazards.

Program Expenditures	2020 Actuals	2021 Adopted	2022 Proposed
Code Compliance	555,692	765,973	780,009
Fire Investigations	1,600,731	1,637,699	1,669,257
Office of the Fire Marshall	1,498,119	1,666,739	1,729,652
Regulating Construction	3,201,743	3,670,007	4,015,314
Special Events	557,958	649,171	819,881
Special Hazards	2,616,609	2,463,154	2,521,414
Total	10,030,851	10,852,743	11,535,527
Full-time Equivalents Total*	64.00	63.80	63.80

**FTE totals are provided for informational purposes only. Changes in FTEs resulting from City Council or Human Resources Director actions outside of the budget process may not be detailed here*

The following information summarizes the programs in Fire Prevention Budget Summary Level:

Code Compliance

	2020 Actuals	2021 Adopted	2022 Proposed
Expenditures/FTE			
Code Compliance	555,692	765,973	780,009
Full Time Equivalents Total	4.00	5.00	5.00

Fire Investigations

Seattle Fire Department

	2020	2021	2022
Expenditures/FTE	Actuals	Adopted	Proposed
Fire Investigations	1,600,731	1,637,699	1,669,257
Full Time Equivalents Total	9.00	9.00	9.00

Office of the Fire Marshall

	2020	2021	2022
Expenditures/FTE	Actuals	Adopted	Proposed
Office of the Fire Marshall	1,498,119	1,666,739	1,729,652
Full Time Equivalents Total	8.50	8.00	8.00

Regulating Construction

	2020	2021	2022
Expenditures/FTE	Actuals	Adopted	Proposed
Regulating Construction	3,201,743	3,670,007	4,015,314
Full Time Equivalents Total	22.00	22.00	22.00

Special Events

	2020	2021	2022
Expenditures/FTE	Actuals	Adopted	Proposed
Special Events	557,958	649,171	819,881
Full Time Equivalents Total	3.00	4.00	4.00

Special Hazards

	2020	2021	2022
Expenditures/FTE	Actuals	Adopted	Proposed
Special Hazards	2,616,609	2,463,154	2,521,414
Full Time Equivalents Total	17.50	15.80	15.80

Firefighter's Pension

Steve Brown, Executive Secretary

(206) 625-4355

<http://www.seattle.gov/firepension/>

Department Overview

The Firefighters' Pension Fund (FPEN) provides pension and medical benefit services to eligible firefighters, active and retired, and their beneficiaries. FPEN is a closed plan that only covers firefighters who were hired before October 1, 1977. Retiree benefits for firefighters hired more recently are primarily covered through a separate state-managed plan.

Management of firefighter benefits funds transitioned in the 1970s from local to state control. Prior to that time, the City paid into FPEN to provide for firefighter retiree benefits. In March 1970, the state created the Law Enforcement Officers and Fire Fighters Retirement System Plan 1 (LEOFF 1). Seattle firefighters hired between March 1970 and October 1977 enrolled in LEOFF 1, but also received additional benefit coverage through FPEN. As a result, this group of firefighters receives retiree benefits primarily from the state's LEOFF 1 plan, but also any earned increment from the City's FPEN that exceeds LEOFF 1 coverage. Both FPEN and LEOFF 1 closed to new enrollees in October 1977. Firefighters hired after that date enroll in the state's LEOFF 2 plan and do not receive benefits from FPEN.

The Seattle Firefighters' Pension Board is a five-member quasi-judicial body chaired by the Mayor or his/her designee, which formulates policy, rules on disability applications, and provides oversight of the Firefighters' Pension Fund. Four staff employees of the board handle all of its operational functions. Staff positions associated with Firefighters' Pension Fund are not reflected in the City's position list.

The projections of annual pension and medical benefits, which comprise about 97% of the total annual FPEN budget, are based on the forecasts of an independent actuary. The Firefighters' Pension Fund has two statutory funding sources:

- The first is a component of the City's property tax levy. These revenues are placed in the City's General Fund, which funds the Fire Pension Fund's annual budget.
- The second is the state fire insurance premium tax.

These statutory funding sources are in addition to other smaller funding sources that support the Firefighters' Pension Fund obligations.

The Firefighters' Pension Fund includes two funds: the Fire Pension Fund, which pays current pension, medical, and death benefits; and the Actuarial Account, which was established by [Ordinance 117216](#) in 1994 to accumulate a balance sufficient to pay all future pension liabilities of the fund by 2028.

Budget Snapshot

	2020 Actuals	2021 Adopted	2022 Proposed
Department Support			
Other Funding - Operating	20,644,722	21,020,461	21,921,588
Total Operations	20,644,722	21,020,461	21,921,588
Total Appropriations	20,644,722	21,020,461	21,921,588

Firefighter's Pension

Full-Time Equivalents Total*	4.00	4.00	4.00
------------------------------	------	------	------

** FTE totals are provided for informational purposes only. Changes in FTEs resulting from City Council or Human Resources Director actions outside of the budget process may not be detailed here*

Budget Overview

The Firefighters' Pension Fund (FPEN) receives almost all of its revenue from the City's General Fund. FPEN's expenditures pay the legally mandated pension and medical benefits, including long-term care, to eligible retired firefighters and qualified beneficiaries. Most of FPEN's retirees are represented by either Local 27 (firefighters' union) or Local 2898 (fire chiefs' union) and their total pension benefits are increased annually with a cost-of-living adjustment (COLA) equal to the negotiated annual wage increases (AWI) for the active union members at the Seattle Fire Department and then offset by benefits paid by the state's LEOFF 1 pension plan which has its own annual growth rate.

In November 2016, Council passed Ordinance 125190 which requires an actuarially determined level payment amount from the City to the FPEN Fund each year to cover pension benefit costs. Any remaining difference between the payment amount and actual pension benefit costs is transferred to the Actuarial Account for FPEN's future pension obligations. The account is invested in a portfolio managed by the Department of Finance and Administrative Services (FAS). The 2022 Proposed Budget assumes an annual rate of return of 5.5% on the investment portfolio and that the returns are continuously reinvested.

The 2022 Proposed Budget increases \$901,127 from the 2021 Adopted Budget. It includes an increase of \$23,127 for centrally adjusted administrative and labor costs and an increase of an estimated \$878,000 to allow for the year-end transfer to the Actuarial Account.

Firefighter's Pension

Incremental Budget Changes

Firefighter's Pension

	Dollars	FTE
2021 Adopted Budget	21,020,461	4.00
Baseline		
Citywide Adjustments for Standard Cost Changes	23,127	-
Proposed Operating		
Adjustments for Actuarial Fund Transfer	878,000	-
Total Incremental Changes	\$901,127	-
Total 2022 Proposed Budget	\$21,921,588	4.00

Description of Incremental Budget Changes

Baseline

Citywide Adjustments for Standard Cost Changes

Expenditures \$23,127

Citywide technical adjustments made in the baseline phase reflect changes to internal services costs, including rates from the Department of Finance & Administrative Services, Seattle Information Technology Department, Seattle Department of Human Resources, and for healthcare, retirement and industrial insurance charges for the department. These adjustments reflect initial assumptions about these costs and inflators early in the budget process.

Proposed Operating

Adjustments for Actuarial Fund Transfer

Expenditures \$878,000

Revenues \$901,127

This change increases appropriation authority in the Firefighters' Pension Fund (61040) and revenues in the Firefighters' Actuarial Account (61050) to ensure sufficient authority to make the expected end-of-year transfer in accordance with Ordinance 125190. If necessary, this transfer will be funded by use of existing fund balance.

Firefighter's Pension

Expenditure Overview

	2020 Actuals	2021 Adopted	2022 Proposed
Appropriations			
FPEN - BO-FP-R2F01 - Firefighters Pension			
61040 - Fireman's Pension Fund	20,644,722	21,020,461	21,921,588
Total for BSL: BO-FP-R2F01	20,644,722	21,020,461	21,921,588
 Department Total	 20,644,722	 21,020,461	 21,921,588
 Department Full-Time Equivalents Total*	 4.00	 4.00	 4.00

** FTE totals are provided for informational purposes only. Changes in FTEs resulting from City Council or Human Resources Director actions outside of the budget process may not be detailed here*

Budget Summary by Fund Firefighter's Pension

	2020 Actuals	2021 Adopted	2022 Proposed
61040 - Fireman's Pension Fund	20,644,722	21,020,461	21,921,588
Budget Totals for FPEN	20,644,722	21,020,461	21,921,588

Revenue Overview

2022 Estimated Revenues

Account Code	Account Name	2020 Actuals	2021 Adopted	2022 Proposed
335130	Fire Insur Premium Tax	1,153,408	1,161,000	1,161,000
360430	Employr Pnsn Contributions	19,121,362	19,099,362	19,099,362
360900	Miscellaneous Revs-Other Rev	468,720	478,064	478,064
Total Revenues for: 61040 - Fireman's Pension Fund		20,743,490	20,738,426	20,738,426
400000	Use of/Contribution to Fund Balance	-	282,035	1,183,162
Total Resources for: 61040 - Fireman's Pension Fund		20,743,490	21,020,461	21,921,588
397010	Operating Transfers In	-	230,000	878,000
Total Revenues for: 61050 - Fireman's Pension Actuarial		-	230,000	878,000
400000	Use of/Contribution to Fund Balance	-	(230,000)	(878,000)
Total Resources for: 61050 - Fireman's Pension Actuarial		-	-	-
Total FPEN Resources		20,743,490	21,020,461	21,921,588

Firefighter's Pension

Appropriations by Budget Summary Level and Program

FPEN - BO-FP-R2F01 - Firefighters Pension

The purpose of the Firefighters' Pension Budget Summary Level is to provide benefit services to eligible active and retired firefighters and their lawful beneficiaries.

Program Expenditures	2020 Actuals	2021 Adopted	2022 Proposed
Death Benefits	12,000	19,000	19,000
Leadership and Administration	851,462	926,461	949,588
Long-Term Care	1,718,116	-	-
Medical Benefits	9,257,558	12,250,000	12,250,000
Pensions	8,805,586	7,825,000	8,703,000
Total	20,644,722	21,020,461	21,921,588
Full-time Equivalents Total*	4.00	4.00	4.00

**FTE totals are provided for informational purposes only. Changes in FTEs resulting from City Council or Human Resources Director actions outside of the budget process may not be detailed here*

The following information summarizes the programs in Firefighters Pension Budget Summary Level:

Death Benefits

Expenditures/FTE	2020 Actuals	2021 Adopted	2022 Proposed
Death Benefits	12,000	19,000	19,000

Leadership and Administration

Expenditures/FTE	2020 Actuals	2021 Adopted	2022 Proposed
Leadership and Administration	851,462	926,461	949,588
Full Time Equivalents Total	4.00	4.00	4.00

Long-Term Care

Expenditures/FTE	2020 Actuals	2021 Adopted	2022 Proposed
Long-Term Care	1,718,116	-	-

Firefighter's Pension

Medical Benefits

	2020	2021	2022
Expenditures/FTE	Actuals	Adopted	Proposed
Medical Benefits	9,257,558	12,250,000	12,250,000

Pensions

	2020	2021	2022
Expenditures/FTE	Actuals	Adopted	Proposed
Pensions	8,805,586	7,825,000	8,703,000

Office of Inspector General for Public Safety

Lisa Judge, Inspector General

(206) 684-3663

<http://www.seattle.gov/oig>

Department Overview

The Office of Inspector General for Public Safety (OIG) was established in 2017 via [Ordinance 125315](#). OIG provides oversight of management, practices, and policies of the Seattle Police Department (SPD) and Office of Police Accountability (OPA), monitoring of ongoing fidelity to organizational reforms implemented pursuant to the goals of the 2012 Federal Consent Decree and Memorandum of Understanding, and auditing and review of criminal justice system policies and practices related to policing and other criminal justice matters.

OIG is empowered to help ensure the fairness and integrity of the delivery of law enforcement services and the investigation of allegations of police misconduct. OIG has been established to make systemic recommendations for lasting reform that are intended to reflect the values of Seattle's diverse communities.

Responsibilities of OIG include:

- performing oversight activities that ensure the ongoing integrity of SPD and OPA processes and operations;
- ensuring SPD is meeting its mission to address crime and improve quality of life through the delivery of constitutional, professional, and effective police services that retain the trust, respect, and support of the community;
- conducting risk management reviews and performance audits;
- reviewing misconduct complaint-handling and investigations by OPA;
- evaluating SPD's response to incidents involving death, serious injury, serious use of force, mass demonstrations, serious property or vehicle damage, or other issues of significant public concern to assess the integrity of the process; and
- making recommendations to policymakers for increasing the effectiveness of SPD and related criminal justice system processes.

Budget Snapshot

	2020 Actuals	2021 Adopted	2022 Proposed
Department Support			
General Fund Support	2,084,991	2,979,486	3,636,713
Total Operations	2,084,991	2,979,486	3,636,713
Total Appropriations	2,084,991	2,979,486	3,636,713
Full-Time Equivalents Total*	13.00	15.00	17.00

* FTE totals are provided for informational purposes only. Changes in FTEs resulting from City Council or Human Resources Director actions outside of the budget process may not be detailed here

Office of Inspector General for Public Safety

Budget Overview

The Office of Inspector General (OIG) 2022 Proposed Budget establishes a position and consultant funding to begin surveillance reviews of technologies that have been approved by City Council per the Seattle Municipal Code Chapter 14.18. Position authority and funding for one investigator position is also added to increase the capacity of the investigation unit. The budget is also adjusted for minor Citywide technical changes which are described below.

Incremental Budget Changes

Office of Inspector General for Public Safety

	Dollars	FTE
2021 Adopted Budget	2,979,486	15.00
Baseline		
Citywide Adjustments for Standard Cost Changes	46,503	-
Final Position Determination of 2021 Position	14,704	-
Proposed Operating		
Staffing Surveillance Ordinance Requirements	383,679	1.00
Additional Investigator for OPA Oversight	161,701	1.00
Proposed Technical		
Baseline Adjustments for Personnel Costs	50,640	-
Total Incremental Changes	\$657,227	2.00
Total 2022 Proposed Budget	\$3,636,713	17.00

Description of Incremental Budget Changes

Baseline

Citywide Adjustments for Standard Cost Changes

Expenditures \$46,503

Citywide technical adjustments made in the baseline phase reflect changes to internal services costs, including rates from the Department of Finance & Administrative Services, Seattle Information Technology Department, Seattle Department of Human Resources, and for healthcare, retirement and industrial insurance charges for the department. These adjustments reflect initial assumptions about these costs and inflators early in the budget process.

Final Position Determination of 2021 Position

Expenditures \$14,704

This item represents the difference in the final classification determination of a 2021 Adopted Budget position. The determination was higher than the funding in the 2021 Adopted Budget.

Office of Inspector General for Public Safety

Proposed Operating

Staffing Surveillance Ordinance Requirements

Expenditures	\$383,679
Position Allocation	1.00

Under the surveillance ordinance (SMC Chapter 14.18), the Office of Inspector General (OIG) and Office of City Auditor (OCA) are required to complete annual surveillance usage reviews of technologies that have been approved by City Council. OIG is charged with reviewing SPD technologies and OCA handles those of other City departments. The review includes but is not limited to assessment of how surveillance technology is used, including its frequency and usage patterns over time; data management protocol effectiveness; and how deployment of surveillance technologies impacted or could impact civil liberties or have disproportionate racial impacts and how these concerns are being mitigated. This change adds funding and position authority for one senior public safety auditor (Strategic Advisor 2) and \$200,000 in ongoing consulting dollars to allow OIG to meet the requirements of Chapter 14.18 without compromising other significant departmental priorities.

Additional Investigator for OPA Oversight

Expenditures	\$161,701
Position Allocation	1.00

This change provides position authority and funding for one Strategic Advisor 1 position to work as an Audit and Investigations Specialist. This position will improve the OIG ability to meet the Office of Professional Accountability (OPA) oversight requirements as outlined in [Ordinance 125315](#).

Proposed Technical

Baseline Adjustments for Personnel Costs

Expenditures	\$50,640
--------------	----------

This centrally administered change adjusts appropriations to restore the annual wage increase for non-represented Executives, Managers and Strategic Advisors, which was forgone in 2021 due to financial constraints.

Expenditure Overview

	2020 Actuals	2021 Adopted	2022 Proposed
Appropriations			
OIG - BO-IG-1000 - Office of Inspector General for Public Safety			
00100 - General Fund	2,084,991	2,979,486	3,636,713
Total for BSL: BO-IG-1000	2,084,991	2,979,486	3,636,713
Department Total	2,084,991	2,979,486	3,636,713
Department Full-Time Equivalents Total*	13.00	15.00	17.00

** FTE totals are provided for informational purposes only. Changes in FTEs resulting from City Council or Human Resources Director actions outside of the budget process may not be detailed here*

Office of Inspector General for Public Safety

Budget Summary by Fund Office of Inspector General for Public Safety

	2020	2021	2022
	Actuals	Adopted	Proposed
00100 - General Fund	2,084,991	2,979,486	3,636,713
Budget Totals for OIG	2,084,991	2,979,486	3,636,713

Appropriations by Budget Summary Level and Program

OIG - BO-IG-1000 - Office of Inspector General for Public Safety

The purpose of the Office of Inspector General for Public Safety Budget Summary Level is to provide civilian oversight of management and operations of the Seattle Police Department (SPD) and Office of Police Accountability (OPA) as well as civilian review of criminal justice system operations and practices that involve SPD or OPA.

Program Expenditures	2020	2021	2022
	Actuals	Adopted	Proposed
Inspector General for Public Safety	2,084,991	2,979,486	3,636,713
Total	2,084,991	2,979,486	3,636,713
Full-time Equivalents Total*	13.00	15.00	17.00

**FTE totals are provided for informational purposes only. Changes in FTEs resulting from City Council or Human Resources Director actions outside of the budget process may not be detailed here*

Law Department

Peter S. Holmes, City Attorney

Civil Division, (206) 684-8200; Criminal Division, (206) 684-7757

<http://www.seattle.gov/cityattorney>

Department Overview

The department provides legal advice to City officials, represent the City in litigation, and protect the public health, safety, and welfare of the community by prosecuting violations of City criminal and civil ordinances and state law. The three department divisions are described below.

The **Administration Division** provides executive leadership, communications, and operational support for the entire department. It is comprised of the executive leadership team, human resources, finance, media relations, and information technology staff.

The **Civil Division** provides legal counsel and representation to the City's elected and appointed policymakers in litigation at all levels of county, state, federal courts, and administrative agencies. The Civil Division is organized into seven specialized areas of practice: Employment, Environmental Protection, Land Use, Government Affairs, Torts, Regulatory Enforcement & Economic Justice (REEJ), and Contracts & Utilities. Precinct Liaison services are specifically budgeted, but are functionally a part of REEJ. These attorneys provide support to the City's police precincts, legal advice to police and other City departments, and address issues of concern to the community.

The **Criminal Division** prosecutes misdemeanor crimes in Seattle Municipal Court, provides legal advice to City clients on criminal justice matters, monitors state criminal justice legislation of interest to the City, and participates in criminal justice reform efforts, policy development and management of the criminal justice system. The Criminal Division is comprised of a Prosecution Support Unit, Case Preparation Unit, Domestic Violence Unit (prosecutors and victim advocates), Appeals, Review and Filing Unit, Specialty Courts Unit (Infractions, Mental Health, Veterans' Court, LEAD, and Pre-filing Diversion), and Trial Team Unit.

Budget Snapshot

	2020 Actuals	2021 Adopted	2022 Proposed
Department Support			
General Fund Support	34,019,782	35,445,409	38,392,658
Total Operations	34,019,782	35,445,409	38,392,658
Total Appropriations	34,019,782	35,445,409	38,392,658
Full-Time Equivalents Total*	206.10	201.60	207.30

** FTE totals are provided for informational purposes only. Changes in FTEs resulting from City Council or Human Resources Director actions outside of the budget process may not be detailed here*

Budget Overview

The 2022 Proposed Budget provides additional resources to the Law Department (LAW) to increase staffing to meet the litigation and prosecutorial demands of the city.

Law Department

The 2017 Adopted Budget created the Pre-Filing Diversion (PFD) Program led by the Law Department with assistance from the Seattle Municipal Court (SMC) targeting 18–24-year-old individuals. In 2022, additional funding is provided for community-based contract inflation in addition to a Strategic Advisor and increasing a part-time paralegal to fulltime, giving the PFD program a total of 4 staff. PFD is composed of three diversion programs: 18–24-year-old individuals' misdemeanor cases, non-intimate partner domestic violence and suspended drivers' licensing. The new Strategic Advisor will lead the data and policy work not only for PFD but other diversion programs underway in LAW and SMC.

In the last seven years, use of outside counsel has increased for the Civil Division. The Law Department uses outside counsel when there is a conflict of interest, specific expertise is required, or existing staff is at capacity. The 2022 Proposed Budget through the Judgment and Claims Fund (JCF) adds three Assistant City Attorney positions and reinstates funding for two positions (unfunded in the 2021 Adopted Budget) in the areas of Torts, Contracts and Utilities, Employment and Government Affairs where outside counsel has increased primarily due to capacity. The department has also increasingly used outside counsel to assist in cases with large electronic document productions called eDiscovery. Five years ago, LAW purchased eDiscovery software (Nuix Discover) and engaged contract staff expertise to assist paralegals and attorneys. Adding a Strategic Advisor and a senior paralegal funded through the JCF will allow the department to bring this work in-house, and have the effect of reducing the total cost of legal representation charged to the JCF. Between the five funded attorneys and the two new eDiscovery staff, LAW expects to save over \$2.5 million annually in General Fund resources.

The current Criminal Division case management application, DAMION, was implemented in 1998 to track all aspects of prosecution including police reports, charging decisions, victims, witnesses, defendants, court dates and disposition. The application also relies upon significant data exchanges with the Seattle Police Department (SPD) and the Seattle Municipal Court (SMC). This desktop system is at the end of its lifecycle and the vendor is no longer fully supporting the application for updates and maintenance. The Law department, in coordination with the Seattle Information Technology Department (ITD), released a request for proposals (RFP) in 2020 to identify a replacement solution. The contract was awarded to Aeon-Nexus in 2021 and implementation is underway with a 'go-live' date in the second quarter of 2022.

In 2017, the City and King County (KC) jointly formed the Regional Domestic Violence Firearms Enforcement Unit. At that time the City was responsible for funding a 0.60 FTE KC Deputy Prosecutor however funding was not added to the department's budget. The increase in 2022 provides this funding in addition to licensing and space at King County.

The department recognizes the need for a complete and funded human resources (HR) team. Since 2011 the department has grown by over 60 FTE. A newly funded HR manager and Personnel Specialist will join the Senior Personnel Specialist for 3.0 FTE to serve a department of over 200 FTE. Further, the Administration Division is reorganized where HR, Information Technology and Finance will separately report to executive leadership.

In the 2021 Adopted Budget, one-time funding was provided to LAW for the Community Police Commission (CPC) to retain outside legal services and representation in policing-related matters, particularly with relation to United States v. City of Seattle, before the U.S. District Court of Western Washington. There is \$50,000 in funding added for these legal services in 2022.

Law Department

Incremental Budget Changes

Law Department

	Dollars	FTE
2021 Adopted Budget	35,445,409	201.60
Baseline		
Citywide Adjustments for Standard Cost Changes	421,271	-
Reclasses - Information Technology (IT) Section	41,735	-
Compensation Changes - Step Advancement	25,590	-
Inflation for Pre-Filing Diversion (PFD) Contracts	9,225	-
Removal of One-time Items	(80,000)	-
Annual Rent Adjustment	234,031	-
	-	-
Proposed Operating		
Fully Staff Current Pre-File Diversion Program	247,490	1.50
Civil Division Attorney Staffing	904,846	3.00
Electronic Discovery Staffing	287,195	2.00
Criminal Case Management System (CCMS) Licensing and Maintenance	247,490	-
Firearms Surrender MOA with King County	145,484	(1.00)
Fund Human Resources Manager	167,029	-
Fund Personnel Specialist	96,799	-
Proposed Technical		
Appropriation for 2nd LEAD Prosecutor	149,064	-
Position Change from 2021 Second Quarter Supplemental Budget	-	0.20
Funding for Legal Fees	50,000	-
	-	-
Total Incremental Changes	\$2,947,249	5.70
Total 2022 Proposed Budget	\$38,392,658	207.30

Description of Incremental Budget Changes

Baseline

Citywide Adjustments for Standard Cost Changes

Expenditures \$421,271

Citywide technical adjustments made in the baseline phase reflect changes to internal services costs, including rates from the Department of Finance & Administrative Services, Seattle Information Technology Department, Seattle

Law Department

Department of Human Resources, and for healthcare, retirement and industrial insurance charges for the department. These adjustments reflect initial assumptions about these costs and inflators early in the budget process.

Reclasses - Information Technology (IT) Section

Expenditures	\$41,735
--------------	----------

Two positions in the Law Departments IT function have been reclassified from an IT Pro Cs to an IT Pro Bs. This request fully funds the wage movement as a result of these reclassifications.

Compensation Changes - Step Advancement

Expenditures	\$25,590
--------------	----------

In 2019, the city agreed to a Memorandum Of Agreement (MOA) with Local 21-PA (Prosecuting Attorneys) Union to increase the pay of four employees related to providing equitable pay with peers.

Inflation for Pre-Filing Diversion (PFD) Contracts

Expenditures	\$9,225
--------------	---------

This change request provides inflation of the PFD service contracts in 2022. This includes contracts for the Domestic Violence PFD program piloted in 2021 and the Young Adult PFD program which has been operating since 2017.

Removal of One-time Items

Expenditures	\$(80,000)
--------------	------------

This item removes the one-time funding for Community Police Commission legal services added in the 2021 Adopted Budget.

Annual Rent Adjustment

Expenditures	\$234,031
--------------	-----------

This item increases the rental budget in the Columbia Center for increases in the lease (\$1 per sq ft for the main space and 2.5% for Suite 2010). It also increases the budget available for Common Area Maintenance (CAM) and Property Tax payments. The CAM has increased significantly since 2019 and now represents approximately 15% of the costs, up from an estimated 9% in 2019.

Proposed Operating

Fully Staff Current Pre-File Diversion Program

Expenditures	\$247,490
Position Allocation	1.50

This item increases the part-time Paralegal supporting the Pre-Filing Diversion (PFD) program to full-time and adds a Strategic Advisor position to oversee the policy work associated with all diversion programs. The program requires support of 4.0 FTE to maintain current and expanded operations originally funded in 2017.

Law Department

Civil Division Attorney Staffing

Expenditures	\$904,846
Revenues	\$904,846
Position Allocation	3.00

The Law Department engages outside counsel due to conflicts of interest, needed expertise, or staffing capacity. The department analyzed outside counsel data from 2018-2020 related to capacity of existing staff in the Civil Division. During that period, approximately \$13 million was spent on outside counsel related to capacity limitations. Of this, over \$11 million in expenditures was related to General Fund matters. Most of the remaining \$2M was reimbursed by utility departments. With the reinstatement of funding for two defunded Assistant City Attorney (ACA) positions (Employment Litigation and Complex Litigation) and creation of three additional ACA positions (Torts, Contracts and Utilities, and Complex Litigation) to address capacity issues the General Fund savings could be more than \$2 million annually. Funding is provided through the Judgment and Claims Fund.

Electronic Discovery Staffing

Expenditures	\$287,195
Revenues	\$287,195
Position Allocation	2.00

The Law Department hires outside counsel or contract staff to assist in cases with large electronic document productions (called “eDiscovery”). The department analyzed data from 2018-2020 related to eDiscovery expenses. During that period, approximately \$5 million was spent on outside counsel and \$1 million on consultant services. Of this amount, approximately \$100,000 is reimbursable by the utilities, the remainder is a General Fund expense. The General Fund savings could be more than \$500,000 annually with the hiring of two staff members to manage eDiscovery. Funding is provided through the Judgment and Claims Fund.

Criminal Case Management System (CCMS) Licensing and Maintenance

Expenditures	\$247,490
--------------	-----------

The Law Department has been collaborating with the Information Technology Department (ITD) to develop a new Criminal Case Management System (CCMS). This item funds \$247,490 of increased costs associated with the maintenance and licensing for CCMS replacing the Damion system. The current baseline budget for Damion is \$35,000 and this add reflects the remaining need above the base. At this time, it is unknown whether the department will pay these costs or if they will be incorporated into ITD rates. This is a placeholder until additional information is available.

Firearms Surrender MOA with King County

Expenditures	\$145,484
Position Allocation	(1.00)

In 2017, the City entered into a six-year Memorandum of Agreement (MOA) with King County to standup and staff a regional unit to enhance public safety and public health with effective processing, service and enforcement of Protection Orders and Orders to Surrender Weapons. The Law Department was originally budgeted for the Program Manager however the most competitive candidate for this position was County employee and the Program Manager position remains vacant. This item eliminates the Criminal Division Manager 3 (1.0 FTE) and moves the budget to the contractual services line item. In addition, this item increases appropriation by \$145,484. These two actions provide funding for LAW to fully support the MOA with King County for 1.0 FTE Program Manager, a 0.6 FTE Deputy Prosecuting Attorney and computer licensing for staff to continue the Regional Domestic Violence Firearms Enforcement Unit. Funding has been requested for this purpose in the 2021 Second Quarter Supplemental Ordinance.

Law Department

Fund Human Resources Manager

Expenditures	\$167,029
--------------	-----------

The Law Department is reorganizing the Administration Division management structure to be consistent with other City departments. The department has grown by over 60 FTE since 2011 requiring a Human Resources (HR) manager through the reclassification of a vacant unfunded Deputy City Attorney position. The HR manager will supervise a Personnel Specialist Senior and a Personnel Specialist in providing HR resources for over 200 FTE. Currently, high level HR functions are provided by the Administration Division Chief, which has also been responsible for serving as the budget and finance lead, and supervising IT. These functions will now independently report to department leadership.

Fund Personnel Specialist

Expenditures	\$96,799
--------------	----------

An unfunded Personnel Specialist was added in the 2020 Budget. As part of the reorganization of the Administration Division this position will be funded and work with the new HR manager and the Senior Personnel Specialist to provide HR staffing for a department of over 200 FTE.

Proposed Technical

Appropriation for 2nd LEAD Prosecutor

Expenditures	\$149,064
Revenues	\$149,064

This appropriation supports the second Law Enforcement Assisted Diversion (LEAD) prosecutor position in 2022. This position was added in early 2020 but appropriation was not included in the 2021 Adopted Budget. This position is fully funded by a memorandum of agreement (MOA) with the Public Defender's Association. This MOA, which has been in effect since 2017, provides consistent staffing for duties related to the operation of LEAD in the City of Seattle. This funding and position authority will continue to be contingent on the execution of MOA agreements for this purpose on a biennial basis. This item is included in the Third Quarter Supplemental Ordinance.

Position Change from 2021 Second Quarter Supplemental Budget

Position Allocation	0.20
---------------------	------

This item continues a position change made in the 2021 Second Quarter Supplemental Budget. An Accounting Technician II was increased from 0.8 FTE to 1.0 FTE.

Funding for Legal Fees

Expenditures	\$50,000
--------------	----------

In the 2021 Adopted Budget, one-time funding was provided to the Law Department for the retention of outside legal services for the Community Police Commission (CPC) to receive legal advice and representation in policing-related matters, particularly with relation to United States v. City of Seattle, before the U.S. District Court of Western Washington. Per SMC 3.29.480B, private legal representation for police oversight entities shall be selected and retained by the City Attorney's Office, in consultation with the oversight entity. The funding for the legal services shall be separate from the oversight entity's operational budget. The CPC has identified a need of \$50,000 for legal services in 2022.

Law Department

Expenditure Overview

	2020 Actuals	2021 Adopted	2022 Proposed
Appropriations			
LAW - BO-LW-J1100 - Leadership and Administration			
00100 - General Fund	10,804,447	10,522,157	11,609,642
Total for BSL: BO-LW-J1100	10,804,447	10,522,157	11,609,642
LAW - BO-LW-J1300 - Civil			
00100 - General Fund	14,559,597	15,639,144	16,672,112
Total for BSL: BO-LW-J1300	14,559,597	15,639,144	16,672,112
LAW - BO-LW-J1500 - Criminal			
00100 - General Fund	7,995,704	8,582,300	9,409,095
Total for BSL: BO-LW-J1500	7,995,704	8,582,300	9,409,095
LAW - BO-LW-J1700 - Precinct Liaison			
00100 - General Fund	660,035	701,808	701,808
Total for BSL: BO-LW-J1700	660,035	701,808	701,808
Department Total	34,019,782	35,445,409	38,392,658
Department Full-Time Equivalents Total*	206.10	201.60	207.30

** FTE totals are provided for informational purposes only. Changes in FTEs resulting from City Council or Human Resources Director actions outside of the budget process may not be detailed here*

Budget Summary by Fund Law Department

	2020 Actuals	2021 Adopted	2022 Proposed
00100 - General Fund	34,019,782	35,445,409	38,392,658
Budget Totals for LAW	34,019,782	35,445,409	38,392,658

Law Department

Appropriations by Budget Summary Level and Program

LAW - BO-LW-J1100 - Leadership and Administration

The purpose of the Leadership and Administration Budget Summary Level is to provide executive, financial, technological, administrative and managerial support to the Department.

Program Expenditures	2020 Actuals	2021 Adopted	2022 Proposed
Citywide Indirect Costs	4,311,850	4,747,947	5,267,550
Departmental Indirect Costs	3,298,565	2,405,440	2,691,624
Pooled Benefits	3,194,032	3,368,770	3,650,468
Total	10,804,447	10,522,157	11,609,642
Full-time Equivalents Total*	19.30	20.30	20.50

**FTE totals are provided for informational purposes only. Changes in FTEs resulting from City Council or Human Resources Director actions outside of the budget process may not be detailed here*

The following information summarizes the programs in Leadership and Administration Budget Summary Level:

Citywide Indirect Costs

Expenditures/FTE	2020 Actuals	2021 Adopted	2022 Proposed
Citywide Indirect Costs	4,311,850	4,747,947	5,267,550

Departmental Indirect Costs

Expenditures/FTE	2020 Actuals	2021 Adopted	2022 Proposed
Departmental Indirect Costs	3,298,565	2,405,440	2,691,624
Full Time Equivalents Total	19.30	20.30	20.50

Pooled Benefits

Expenditures/FTE	2020 Actuals	2021 Adopted	2022 Proposed
Pooled Benefits	3,194,032	3,368,770	3,650,468

Law Department

LAW - BO-LW-J1300 - Civil

The purpose of the Civil Budget Summary Level is to provide legal advice to the City's policy-makers, and to defend and represent the City, its employees, and officials before a variety of county, state, federal courts, and administrative bodies.

Program Expenditures	2020 Actuals	2021 Adopted	2022 Proposed
Civil	14,559,597	15,639,144	16,672,112
Total	14,559,597	15,639,144	16,672,112
Full-time Equivalents Total*	107.30	103.80	108.80

**FTE totals are provided for informational purposes only. Changes in FTEs resulting from City Council or Human Resources Director actions outside of the budget process may not be detailed here*

LAW - BO-LW-J1500 - Criminal

The purpose of the Criminal Budget Summary Level includes prosecuting ordinance violations and misdemeanor crimes, maintaining case information and preparing effective case files for the court appearances of prosecuting attorneys, and assisting and advocating for victims of domestic violence throughout the court process.

Program Expenditures	2020 Actuals	2021 Adopted	2022 Proposed
Criminal	7,995,704	8,582,300	9,409,095
Total	7,995,704	8,582,300	9,409,095
Full-time Equivalents Total*	74.50	73.50	74.00

**FTE totals are provided for informational purposes only. Changes in FTEs resulting from City Council or Human Resources Director actions outside of the budget process may not be detailed here*

LAW - BO-LW-J1700 - Precinct Liaison

The purpose of the Precinct Liaison Budget Summary Level is to support a program where attorneys work in each of the City's five precincts, providing legal advice to police and other City departments. In helping to address a variety of neighborhood and community problems, the precinct liaison attorneys coordinate with the Civil and Criminal divisions with the goal of providing a consistent, thorough and effective approach.

Program Expenditures	2020 Actuals	2021 Adopted	2022 Proposed
Precinct Liaison	660,035	701,808	701,808
Total	660,035	701,808	701,808
Full-time Equivalents Total*	5.00	4.00	4.00

**FTE totals are provided for informational purposes only. Changes in FTEs resulting from City Council or Human Resources Director actions outside of the budget process may not be detailed here*

Seattle Municipal Court

The Honorable Willie Gregory, Presiding Judge

(206) 684-5600

<http://www.seattle.gov/courts/>

Department Overview

The Seattle Municipal Court (SMC or Court) adjudicates misdemeanors, gross misdemeanors, infractions (e.g., traffic and parking tickets, traffic camera violations, and other violations), and civil violations related to building and zoning offenses. The Judicial Branch of Seattle government has seven elected judges and six appointed magistrates. There are more cases processed here than any other municipal court in the State of Washington; in 2020, 7,173 criminal cases were filed at SMC.

This is a transformational time for how criminal justice is delivered in Seattle and across America. SMC judges are working towards immediate and profound change to address institutionalized racism embedded in the fabric of the criminal justice system, implementing policies to promote racial equity, working with stakeholders to transform the system and improve outcomes, and engage the community.

SMC is committed to excellence in providing fair, accessible, and timely resolution of alleged violations of the Seattle Municipal Code in an atmosphere of respect. The Court strives to take a holistic approach to address the root causes of criminal behavior and ensure ongoing public safety. Whether individuals come to the Court to resolve a ticket or appear at a criminal hearing, SMC seeks to meet people where they are and remove barriers to success, with the goal of reducing racial disparities and recidivism.

The Court continues to develop a Race and Social Justice Initiative (RSJI). The mission statement of the SMC RSJI Change Team is to *"inspire action by facilitating personal, structural and a systemic change in our environment. We promote wide range, multi-perspective conversations focusing on but not limited to race, gender, ethnicity and social justice issues; and by examining and changing our policies and practices to achieve equity in our Court and Community."* SMC judges, leadership and staff have participated in several RSJ trainings to increase awareness, skills, and knowledge and to build a common foundation for understanding all four levels of racism (internalized, interpersonal, institutional, and structural). The goal is to ensure all court employees have the training they need to advance equity when serving the community and fulfilling their roles in the Court. The RSJI change team has developed a toolkit and plan to launch it to evaluate SMC programs, services, and policies to ensure equitable outcomes and minimize harm.

Throughout the COVID-19 pandemic, SMC coordinated emergency response with municipal legal system stakeholders, including the Seattle City Attorney's Office and the King County Department of Public Defense, to protect the health and safety of all court participants. SMC worked collaboratively with stakeholders to reduce the jail population as much as possible. While the courthouse was closed to the public early in the pandemic, the in-custody arraignment calendar continued to ensure individuals had an opportunity for release as soon as feasible. The courthouse re-opened in early July 2020 with modified operations and COVID safety protocols in place including physical distancing, mask requirements and temperature checks.

In 2020 the court implemented virtual hearings for criminal cases using WebEx video/telephone conferencing and electronic form processing using Adobe sign. SMC expanded options for infraction cases to include telephone hearings, and hearings by written statement.

Court Programs and Services

In 2020 SMC restructured the Programs and Services division which includes Probation Services. This was in response to a [2020 report](#) commissioned from the Vera Institute of Justice (Vera), a leading criminal justice reform organization. SMC is addressing the report findings and evolving an approach to probation through the following strategies:

Seattle Municipal Court

- Focus probation services on high-risk case types: Prioritizing probation referrals on domestic violence, driving under the influence, and mental health cases; and have discontinued the practice of monitoring individuals' criminal records after case obligations have been completed, except in cases where record monitoring is required by state statute. As of early 2021, SMC had reduced clients on active supervision by 16% and reduced records checks by 78%, resulting in 1,640 less clients on SMC probation.
- Make probation goal-based: Shifting to a goal-based supervision approach, focused on short-term engagement aligned with client treatment needs and community-based supportive services. SMC implemented a new case closure policy which has reduced caseloads and focused resources on the clients who benefit most from probation support. Prior to 2020, probation cases typically stayed open for a set period of time, often several years. Now, probation counselors administratively close cases when their client has completed their goals.
- Re-design Pretrial Services: Pretrial Services engages with clients to connect them to social services and support their return to Court. Co-located with the Community Resource Center (CRC), Pretrial Services offer an alternative to jail aimed at promoting personal liberty, maintaining community safety, and assuring that those accused of a crime attend court hearings. Pretrial Services works to support individuals participating in a variety of **alternatives to detention** such as Electronic Home Monitoring (EHM) and Secure Remote Alcohol Monitoring (SCRAM), with options for subsidized or reduced costs for low income and homeless individuals.
- Engage community and listen to client feedback: The Court conducted a user survey in 2020 that received over 1,000 responses and held a series of focus groups to hear directly from clients. The resulting [reports](#) provide many creative ideas for how to make the court as a whole more equitable and client centered. Judges and court leadership also participated in a series of healing circles with local community leaders in order to build trust and understanding with organizations serving Black, Indigenous, and People of Color (BIPOC) communities. This engagement provides opportunity for bringing the community voice to the Court as well as opportunity for future collaboration. SMC also instituted a new probation client feedback survey. Clients are asked for anonymous feedback about their experience when exiting probation. So far, 78% of clients completing the survey feel supported, encouraged, and motivated by their probation counselor.

The 2021 Proposed Budget supports the redesigned Programs and Services approach by providing continued staffing support for the [Community Resource Center](#) (CRC). The CRC is a social services hub located in the courthouse that is a critical resource for court clients who may be struggling with homelessness, drug addiction, or other challenges. Services include: food and clothing, housing through Coordinated Entry for All, health and hygiene, grocery cards and food stamps, substance use disorder assessment and treatment, and employment and job readiness.

Specialty Courts

In addition to three general trial courts, the jail arraignment calendar, and the master jury trial calendar the Court serves individuals and the community through several specialty court calendars:

- **Seattle Community Court.** In August 2020, the Court launched a revitalized [Seattle Community Court](#) (SCC) in collaboration with the Seattle City Attorney's Office and King County Department of Public Defense. Structured as a pretrial release program, SCC is founded on a release-first principle where individuals choosing to participate are immediately released from jail so they can begin setting goals and connecting to community services. SCC is a pathway for people to have their low-level misdemeanor charges dismissed while completing community service. Unlike national community court models, SCC participants do not give up their constitutional right to trial to participate, and program eligibility is not affected by previous criminal history. In its first year, nearly 250 individuals have chosen to participate in Seattle Community Court.
- **Mental Health Court** is a specialized court where the judge, defense, prosecution, probation counselors, and a mental health clinician work as a team to improve outcomes for the participant. Individuals are referred to this voluntary program by judges, defense attorneys, prosecutors, jail staff, or others. Mental Health Court has saved the city jail costs and hospital bed days.
- **Seattle Veterans Treatment Court** is a voluntary, court-monitored treatment program that addresses the mental health and/or substance use issues of veteran defendants. This program is a collaboration between

Seattle Municipal Court

the Court, prosecution, defense, the King County Department of Community and Human Services, the Washington State Department of Veterans Affairs, and the U.S. Department of Veterans Affairs.

- **Domestic Violence Courts** were established in 2004 and are staffed by designated judges and specialized probation counselors. A dedicated domestic violence court allows judges to ensure follow-through, aid domestic violence survivors, and hold individuals accountable, with the assistance of justice partners and social service agencies. The Court has been integral in piloting a collaborative treatment modality known as the [Domestic Violence Intervention Project](#) (DVIP), a pretrial, pre-conviction diversion program. This pilot project is aimed at improving safety for survivors via individualized batterer intervention and is a multi-agency/system collaboration and response.
- [Seattle Youth Traffic Court](#), established in 2012, provides eligible teen drivers charged with a traffic violation the opportunity to maintain a clean driving record. Youth appear before a court of their peers who act as judges, jurors, defense attorneys and prosecutors. The peer jury determines an appropriate sanction based on the nature of the violation and impact on the community. Throughout the 2020-2021 school year, Youth Court hearings were held virtually. This program is a collaboration between the Court, Seattle University School of Law, Garfield High School, and the Seattle Police Department.

Community Outreach

The Court recognizes undoing institutional racism within the legal system requires meaningful engagement with the community to identify solutions. SMC judges are committed to a community engagement process to listen to the community and to quickly act upon input. The Court continues an engagement process started in 2020 centered in healing circles, with a restorative approach to engagement. The Court also conducted multiple independently led virtual focus groups with court users focused on accessibility, inclusion, and racial equity. The Court is open to opportunities for future engagement with the City Council's criminal legal system realignment work, the Seattle Office of Civil Rights, Seattle City Attorney, King County Department of Public Defense, and community-based providers such as Law Enforcement Assisted Diversion (LEAD).

In previous community-led conversations, such as the City's Reentry workgroup, SMC heard the need for restorative, community-based alternatives to the criminal legal system. The Court participates in the City Attorney's Office/Choose 180 Pre-filing Diversion Program and works with the City Attorney's Office and LEAD on a Consolidated Calendar where LEAD clients have a coordinated and problem-solving approach to resolving outstanding SMC cases.

While the COVID-19 pandemic has paused the program since early 2020, the Court typically holds quarterly [SMC in the Community](#) outreach events that bring court services and resources to Seattle neighborhoods. These events are an opportunity for community members to receive assistance with resolving SMC warrants, learn about options for addressing Seattle and King County tickets by setting up a payment plan or community service plan, get help with reinstating their driver's license, and access supportive services through the Community Resource Center.

Infractions

The Court processes hundreds of thousands of traffic, parking, and traffic camera tickets every year. In 2020, the Court processed 12,422 school zone camera tickets, 36,861 traffic camera tickets, and 277,384 parking tickets. Individuals may schedule hearings with a magistrate to contest or mitigate their tickets; magistrates held 33,088 infraction hearings in 2020. SMC added options to conduct infraction hearings remotely via telephone and participants also have the option to submit a written statement online or by mail to participate in their hearing. The infraction hearing volume was much lower in 2020 due to the City's efforts to suspend parking and traffic enforcements due to the COVID-19 pandemic.

The Court works with individuals who are unable to pay their tickets through payment plans or by converting the amount owed into community service hours. Through the King County-City of Seattle PolicyLink Fine/Fee grant, the Court is routinely engaging with King County and community partners on how to reform local legal financial obligation practices. The Court is planning to implement a relicensing calendar and broaden its hardship policies and has engaged community groups like LELO (Legacy of Equality, Leadership, and Organizing) in these efforts.

Seattle Municipal Court

Municipal Court Information System Replacement

The Court is replacing its almost 30-year-old legacy municipal court information system, MCIS, with a modern and adaptable case management solution. The new system will streamline court processes, improve the accessibility of court services to the public, and make it easier for partners at the Seattle Police Department, King County, and others to work collaboratively with the Court.

Language Access and Accessibility

SMC has provided Interpreter Services in 149 languages since 2005. A court priority is ensuring access to justice for Limited English Proficiency (LEP) and deaf, hard-of-hearing, or deaf-blind (D/HH/DV) individuals. Free interpreter services are provided for criminal and civil matters, including court hearings, trials, attorney-client interviews, probation appointments, prosecution witnesses, mental health evaluations, customer service, and translation of court forms and letters.

Since March 2020 interpreter services have been provided remotely. Interpreters were trained to work in WebEx. SMC Interpreter Services created a remote interpreting webinar for Washington state interpreters to learn how to work remotely. Every interpretation request from the court, attorneys, investigators, or psychologist was accommodated. In 2020, over 2,500 interpreted events were conducted with the help of 123 freelance interpreters in 53 languages, including American Sign Language. Approximately 40% of the requests are for Spanish language interpreters. Other frequent requests for interpretation include the Vietnamese, Somali, Amharic, Tigrinya, Cantonese, Mandarin, Russian, Punjabi, and Arabic languages.

Budget Snapshot

	2020 Actuals	2021 Adopted	2022 Proposed
Department Support			
General Fund Support	36,382,381	38,377,201	40,001,139
Total Operations	36,382,381	38,377,201	40,001,139
Total Appropriations	36,382,381	38,377,201	40,001,139
Full-Time Equivalents Total*	215.10	205.85	206.35

* FTE totals are provided for informational purposes only. Changes in FTEs resulting from City Council or Human Resources Director actions outside of the budget process may not be detailed here

Budget Overview

Through the 2021 Adopted Budget, the Court committed to implementing the recommendations from the 2020 Vera Institute of Justice [evaluation](#) of probation services. Although not inclusive of all actions, below are the significant Programs and Services changes enacted in 2021:

- Adopted judicial guidelines to focus probation on the following cases 1) Driving Under the Influence (DUI) 2) Domestic Violence (DV) 3) Mental Health Court and 4) person-based assault cases. Judges retain independent authority for exceptions.
- Shortened probation and shifted to a goals-based focus, with fewer requirements, and fewer individuals monitored solely on criminal records. Used incentives to encourage success.
- Judicial adoption of new sentencing practices to reduce overall court caseloads.

Seattle Municipal Court

- Collected data on race, ethnicity and gender to understand why racial disparities and gender disparities exist and explore gender-responsive programming.
- Engaged with providers and community organizations to inform policies and practices.

Seattle Community Court (SCC) was launched mid-year 2020. This pretrial release program aims to reduce incarceration, and rapidly resolve low-level, non-violent cases by connecting participants to community resources. The Community Resource Center at the Court will connect people charged with certain low-level offenses to support services including chemical dependency treatment, mental healthcare and housing assistance. The City supported this effort by adding \$100,000 in one-time funding for the Court to contract with a non-profit for a case manager equipped to make culturally appropriate referrals to community-based agencies. This will support clients in achieving long-term self-sufficiency outside the court system. It was difficult for the Court to find a provider without the stability of permanent funding. This budget provides permanent funding for this position.

The Court is committed to the least restrictive option for release while protecting community safety. Included in this budget is funding to increase the number of subsidized electronic home monitoring slots for indigent defendants and those at risk of experiencing homelessness. The program provides judges an alternative to incarceration.

Efforts to become a transformational anti-racist organization has inspired the court to expand training and development in Race and Social Justice initiatives. This continues in 2022 through standard training and adds training for staff on working with diverse communities more effectively such as trauma-informed approaches. A new course is available for developing a comprehensive career plan for court employees toward management and leadership roles.

A priority for the Court is to continue preparing for the replacement of the Municipal Court Information System (MCIS). MCIS is over 30 years old and was developed internally using the legacy IBM Informix platform to capture key court case events and meet the reporting requirements of the state's Administrative Office of the Courts (AOC). Over time, the Court has enhanced this system to provide important case management information, increased application functionality and improved data exchanges and public access. The Court and the City are highly dependent on MCIS to provide a continuing, permanent record of court case events, dates, hearings, and outcomes. MCIS also tracks defendant compliance with court ordered sanctions and tracks all related fines and fees. Data related to the collection of fines and fees from the Seattle Police Department's parking and traffic ticket devices are highly dependent on MCIS. Daily data exchanges with the City of Seattle departments, King County and the State of Washington agencies rely on MCIS fully functioning with modern technology capabilities.

This project, began in 2016, is included in the Seattle Information Technology Department (Seattle IT) Capital Improvement Program, as part of the Criminal Justice Information System Replacement Project, with an estimated total cost of \$41 million over six years.

Schedule and Milestones:

- 2017: \$2.5 million was appropriated to Seattle IT to conduct an options analysis comparing available options, vendor demonstrations, and conduct research for information on technology capabilities, while concurrently documenting MCIS current business practices and requirements.
- 2018: \$5 million was appropriated to develop an RFP, data preparation, business process engagement and organizational change management.
- 2019: \$3 million was appropriated to finalize an RFP, evaluate proposals, specific vendor demonstrations and interviews, fit gap analysis and contract negotiations.
- 2020: \$8.3 million appropriated with the vendor on board.
- 2021: \$8.5 million appropriated for project team and vendor implementation.
- Implementation began in late 2019, continues through 2020, 2021 and 2022, with a go-live date in early 2023.

Seattle Municipal Court

Incremental Budget Changes

Seattle Municipal Court

	Dollars	FTE
2021 Adopted Budget	38,377,201	205.85
Baseline		
Citywide Adjustments for Standard Cost Changes	1,081,799	-
DSHS Community Court Contract	15,000	-
Data Services Contract Inflation	18,000	-
MCIS License Costs	42,289	-
Proposed Operating		
Jail Diversion Subsidized Home Monitoring Program	88,000	-
Community Based Provider Contract - Court Resource Center	140,000	-
RSJI Training and Leadership Development	168,000	-
Language Premium Staff Stipend	43,200	-
Proposed Technical		
Position Changes from 2021 Third Quarter Supplemental Budget	-	0.50
Judicial Salary Technical Adjustment	27,650	-
MCIS 2.0 Support - Sunset Positions	-	-
Total Incremental Changes	\$1,623,938	0.50
Total 2022 Proposed Budget	\$40,001,139	206.35

Description of Incremental Budget Changes

Baseline

Citywide Adjustments for Standard Cost Changes

Expenditures \$1,081,799

Citywide technical adjustments made in the baseline phase reflect changes to internal services costs, including rates from the Department of Finance & Administrative Services, Seattle Information Technology Department, Seattle Department of Human Resources, and for Judgement and Claims, healthcare, retirement and industrial insurance charges for the department. These adjustments reflect initial assumptions about these costs and inflators early in the budget process.

DSHS Community Court Contract

Expenditures \$15,000

Seattle Municipal Court

The Court contracts with the State Department of Social and Health Services (DHS) for a 0.50 FTE to provide case management in the Community Resource Center (CRC). This increase provides wage inflation.

Data Services Contract Inflation

Expenditures	\$18,000
--------------	----------

This increase provides inflation to cover increased vendor costs to support maintenance of the Municipal Court Information System (MCIS).

MCIS License Costs

Expenditures	\$42,289
--------------	----------

Maintaining the cost of additional IBM licenses is required to run tests in the current MCIS 1.0 system in order to migrate existing data to the new MCIS 2.0 system. The full costs are split between Information Technology Department MCIS capital project and the Court. This only represents the Court cost.

Proposed Operating

Jail Diversion Subsidized Home Monitoring Program

Expenditures	\$88,000
--------------	----------

This item increases the subsidized electronic home monitoring (EHM) program by \$88,000. The EHM program provides an alternative to confinement at pre-trial or at sentencing for judges when considering release decisions. Subsidized slots remove the barrier of ability to pay for indigent defendants and those at risk of experiencing homelessness. The additional General Fund subsidy will support on average 38 clients per month for one year. This will increase the number of monthly slots from 17 to 38.

Community Based Provider Contract - Court Resource Center

Expenditures	\$140,000
--------------	-----------

In the 2021 Adopted Budget, \$100,000 in one-time funding was added for the Court to contract with a non-profit to provide case management at the Community Resource Center (CRC). This item increases the funding to provide a full-time permanent case manager from a community non-profit to be co-located in the CRC at Seattle Justice Center. The case manager will make culturally appropriate referrals to community-based agencies which will support clients in services with the goal of long-term self-sufficiency outside of the court system. This position is intentionally called-out as a non-court employee to bridge the gap between community-based non-profits and the clients who present in need of services at the Seattle Municipal Court.

RSJI Training and Leadership Development

Expenditures	\$168,000
Revenues	-

This item increases appropriation by \$168,000 from the Trial Court Improvement Account (TCIA) in 2022 to expand court-wide Race and Social Justice Initiative (RSJI) training, and leadership development. The training will increase the awareness, skills, and knowledge of court employees about RSJI. It will also build a common foundation for understanding all four levels of racism (internalized, interpersonal, institutional, and structural) for court employees to be centered towards equity when serving the community and fulfilling their roles in the Court. <p>

This appropriation includes a career development component and training for Court leadership and management. The Court leadership/management requires enhanced skills to become equity change agents. At the same time, Black, Indigenous, and People of Color (BIPOC) employees continue to face challenges in promotional opportunities

Seattle Municipal Court

within the Court. The proposed budget will create a path to increase the diversity of SMC's workforce across positions, particularly at the leadership level.

Language Premium Staff Stipend

Expenditures	\$43,200
--------------	----------

This item increases ongoing appropriation authority for language services stipends. Per the Coalition of City Unions collective bargaining agreement, City employees who are multilingual and provide language services, such as interpretation and translation, to communicate with clients and/or other employees in business-related situations are now eligible for a monthly language premium stipend. The amounts in the 2022 budget are estimates based on the eligible employees from 2021.

Proposed Technical

Position Changes from 2021 Third Quarter Supplemental Budget

Position Allocation	0.50
---------------------	------

This item adds all SMC position changes made in the 2021 Third Quarter Supplemental Budget, ensuring that FTE counts in the Proposed Budget are correct. This corrects positions errors from the 2021 Adopted Budget.

Judicial Salary Technical Adjustment

Expenditures	\$27,650
--------------	----------

Washington State elected judicial salaries are set by Washington Citizens' on Salaries for Elected Officials. As directed in Ordinance 122112, SMC judicial salaries are set at 95% of the district court. A salary schedule has been set and a wage increase was mandated for increase effective July 1, 2022. Setting SMC judicial salaries at this level qualifies the city to receive a contribution from the state for one-time improvements. The state's contribution is generally \$150,000 annually and is applied to the Trial Court Improvement Account in Finance General. Ordinance 122112 permits appropriation by annual budget or by separate ordinance, solely to fund allowable SMC related expenditures.

MCIS 2.0 Support - Sunset Positions

Expenditures	-
Position Allocation	-

SMC is providing key resources for the MCIS 2.0 Replacement Project from existing staff. This item extends expiring sunset positions through "go-live" and user testing in key project areas which is anticipated to be through 2023. These positions are funded by the MCIS 2.0 bond project.

Seattle Municipal Court

Expenditure Overview

	2020 Actuals	2021 Adopted	2022 Proposed
Appropriations			
SMC - BO-MC-2000 - Court Operations			
00100 - General Fund	16,528,117	17,352,506	17,788,625
Total for BSL: BO-MC-2000	16,528,117	17,352,506	17,788,625
SMC - BO-MC-3000 - Administration			
00100 - General Fund	14,109,022	16,119,426	17,026,629
Total for BSL: BO-MC-3000	14,109,022	16,119,426	17,026,629
SMC - BO-MC-4000 - Court Compliance			
00100 - General Fund	5,745,242	4,905,269	5,185,885
Total for BSL: BO-MC-4000	5,745,242	4,905,269	5,185,885
Department Total	36,382,381	38,377,201	40,001,139
Department Full-Time Equivalents Total*	215.10	205.85	206.35

* FTE totals are provided for informational purposes only. Changes in FTEs resulting from City Council or Human Resources Director actions outside of the budget process may not be detailed here

Budget Summary by Fund Seattle Municipal Court

	2020 Actuals	2021 Adopted	2022 Proposed
00100 - General Fund	36,382,381	38,377,201	40,001,139
Budget Totals for SMC	36,382,381	38,377,201	40,001,139

Seattle Municipal Court

Appropriations by Budget Summary Level and Program

SMC - BO-MC-2000 - Court Operations

The purpose of the Court Operations Budget Summary Level is to hold hearings and address legal requirements for defendants and others who come before the Court. Some proceedings are held in formal courtrooms and others in magistrate offices, with the goal of providing timely resolution of alleged violations of City ordinances and misdemeanor crimes committed within the Seattle city limits.

Program Expenditures	2020 Actuals	2021 Adopted	2022 Proposed
Court Operations	16,528,117	17,352,506	17,788,625
Total	16,528,117	17,352,506	17,788,625
Full-time Equivalents Total*	136.25	136.25	136.25

**FTE totals are provided for informational purposes only. Changes in FTEs resulting from City Council or Human Resources Director actions outside of the budget process may not be detailed here*

SMC - BO-MC-3000 - Administration

The purpose of the Administration Budget Summary Level is to provide administrative controls, develop and provide strategic direction, and provide policy and program development.

Program Expenditures	2020 Actuals	2021 Adopted	2022 Proposed
Citywide Indirect Costs	7,384,585	10,133,393	10,875,596
Departmental Indirect Costs	6,724,437	5,986,033	6,151,033
Total	14,109,022	16,119,426	17,026,629
Full-time Equivalents Total*	34.00	37.00	37.00

**FTE totals are provided for informational purposes only. Changes in FTEs resulting from City Council or Human Resources Director actions outside of the budget process may not be detailed here*

The following information summarizes the programs in Administration Budget Summary Level:

Citywide Indirect Costs

Expenditures/FTE	2020 Actuals	2021 Adopted	2022 Proposed
Citywide Indirect Costs	7,384,585	10,133,393	10,875,596
Full Time Equivalents Total	34.00	34.00	34.00

Seattle Municipal Court

Departmental Indirect Costs

	2020	2021	2022
Expenditures/FTE	Actuals	Adopted	Proposed
Departmental Indirect Costs	6,724,437	5,986,033	6,151,033
Full Time Equivalents Total	-	3.00	3.00

SMC - BO-MC-4000 - Court Compliance

The purpose of the Court Compliance Budget Summary Level is to help defendants understand the Court's expectations and to assist them in successfully complying with court orders.

Program Expenditures	2020	2021	2022
	Actuals	Adopted	Proposed
Court Compliance	5,745,242	4,905,269	5,185,885
Total	5,745,242	4,905,269	5,185,885
Full-time Equivalents Total*	44.85	32.60	33.10

**FTE totals are provided for informational purposes only. Changes in FTEs resulting from City Council or Human Resources Director actions outside of the budget process may not be detailed here*

Seattle Police Department

Adrian Diaz, Interim Chief of Police

(206) 684-5577

<http://www.seattle.gov/police/>

Department Overview

The Seattle Police Department (SPD) addresses crime, enforces laws, and enhances public safety by delivering respectful, professional, and dependable police services. SPD divides operations into five precincts. These precincts define east, west, north, south, and southwest patrol areas, with a police station in each area. The department's organizational model places neighborhood-based emergency response services at its core, allowing SPD the greatest flexibility in managing public safety. Under this model, neighborhood-based personnel in each precinct assume responsibility for public safety management, primary crime prevention and law enforcement. Precinct-based detectives investigate property crimes and crimes involving juveniles, whereas detectives in centralized units located at SPD headquarters downtown and elsewhere conduct follow-up investigations into other types of crimes. Other parts of the department function to train, equip, and provide policy guidance, human resources, communications, and technology support to those delivering direct services to the public.

Interim Police Chief Adrian Diaz has committed the department to five focus areas to anchor itself throughout the on-going work around the future of community safety:

- **Re-envisioning Policing** - Engage openly in a community-led process of designing the role the department should play in community safety
- **Humanization** - Prioritize the sanctity of human life in every situation and affirm each individual's worth
- **Reinventing Community Engagement** - Establish true and lasting relationships through respectful interactions in every situation
- **Fiscal Stewardship** - Examine critically every dollar spent to ensure it meaningfully contributes to community safety
- **Employee Wellness and Morale** - Support exceptional police services by ensuring the department retains the best employees

In 2018, SPD was found to be in "full and effective compliance" with court-ordered reforms set forth in the 2012 U.S. Department of Justice ("DOJ") Settlement Agreement ("Consent Decree"). In May 2020, the City and SPD asked the court to terminate the sustainment period, stating SPD had fully demonstrated a culture of continuous improvement and innovation by meeting all of the court's requirements. Following the murders of George Floyd and Breonna Taylor by police officers, and the ensuing civil rights reckoning demanding a new model of community safety, the City and SPD asked to withdraw the termination order and committed to a community-led process of re-envisioning public safety.

This effort led to the establishment of the Community Safety Work Group (CSWG) led by the Department of Neighborhoods, Human Services Department, Seattle Police Department, and the Office for Civil Rights to integrate community input into policy changes and operationalize community priorities to reshape community safety and policing in Seattle. An SPD Functional Analysis Interdepartmental Team (IDT) was also established to advise the CSWG and Mayor on operational and functional aspects of SPD as it pertains to reimagining community safety.

Seattle Police Department

Budget Snapshot

	2020 Actuals	2021 Adopted	2022 Proposed
Department Support			
General Fund Support	401,050,782	360,857,720	363,312,336
Other Funding - Operating	778,324	2,131,090	2,135,173
Total Operations	401,829,106	362,988,810	365,447,509
Total Appropriations	401,829,106	362,988,810	365,447,509

Full-Time Equivalents Total* 2,187.35 2,020.05 1,766.05

* FTE totals are provided for informational purposes only. Changes in FTEs resulting from City Council or Human Resources Director actions outside of the budget process may not be detailed here

Budget Overview

The Seattle Police Department (SPD) 2022 Proposed Budget uses funds available due to officer attrition and reinvests them in administrative improvements within the department as well as multiple community safety investments including an alternative 911 response model, an additional CSO unit, and a gun violence prevention strategy program.

Community Safety

The 2022 budget builds on the findings from the Community Safety Work Group and SPD Functional Analysis Interdepartmental Team. The significant community outreach conducted through this effort found there was interest in a more visible patrol presence and the police developing deeper relationships with the neighborhoods they serve. The findings also heard from the community a desire to expand the scope of public safety to include wrap-around measures that target the forces that lead people to interact with officers in the first place.

In response to this feedback, the City's budget makes the following community safety investments:

- **Additional Community Service Officer Unit:** This expansion will increase the capacity of the Community Service Officer (CSO) program allowing for more comprehensive services to be deployed across the city. CSOs are civilian employees who help residents and businesses involved in non-criminal calls navigate services, engage with communities and neighborhoods, and support programming for at-risk youth.
- **Specialized Triage Response:** The City of Seattle proposes to field a new specialized triage response, housed within the Seattle Fire Department Mobile Integrated Health (MIH) program, that will respond directly to non-criminal and non-medical calls, such as wellness checks, identified by 911 at the CCCC. Utilizing a new 911 call-taking protocol system, dispatchers will be furnished with a new specialized triage response that will not include sworn police officer.
- **Regional Peacekeepers Collective:** The Regional Peacekeepers Collective is a violence prevention program that uses a public health approach to provide high-intensity engagement to young people likely to be victims or perpetrators of gun violence. The Collective connects at-risk young people to violence-prevention services by using referrals from Harborview Medical Center (HMC), the King County Prosecuting Attorney's Office, community-based outreach workers, and partner organizations to Regional Peacekeepers Collective partners.

Seattle Police Department

Staffing Levels and Accountability

The SPD Functional Analysis IDT found that historic attrition rates have significantly changed staffing and structure at SPD. They have experienced a net loss of over 193 officers since the beginning of 2020. Even with a significant reduction in tasks, patrol staffing would only be brought back up to minimum levels necessary for maintaining adequate response times. To address the need to adequately respond to in-progress crimes and emergencies, the budget includes hiring and retention incentives for new and lateral transfer officers.

The budget also continues to expand activities pertaining to sustainment of the federal consent decree, reinforcing implemented reforms and investing in accountability structures within the department. In continuing to invest in accountability structure, this budget adds capacity to the Office of Police Accountability (OPA) by adding a video content creator to analyze video and audio content specific to applicable OPA cases used to make investigative decisions.

Seattle Police Department

Incremental Budget Changes

Seattle Police Department

	Dollars	FTE
2021 Adopted Budget	362,988,810	2020.05
Proposed Operating		
Community Service Officer Expansion	-	6.00
Hiring and Retention Incentives	-	-
Language Premium Staff Stipend	19,200	-
OPA Video Analyst	156,698	1.00
Reduction for Community Safety Investments	(3,650,000)	-
Technology Investments	-	-
Proposed Technical		
Adjustment for One-Time Budget Changes	14,058,745	-
Adjustments to Separation Pay & Deferred Compensation	-	-
Adjustments to Standard Cost Changes	(2,745,433)	-
Baseline Adjustments for Personnel Costs	266,951	-
BLET and Post-BLET Adjustments	-	-
CCM Reconciliation Adjustments	2,675,344	-
Paid Family Care Leave Backfill	2,000,000	-
Revenue Adjustments	-	-
Salary & Benefit Baseline Adjustments	-	-
Transfer 911 Call Center Positions out of SPD	-	(140.00)
Transfer Funding for Parking Enforcement & 911 Call Center Jan-May Except Allocated Costs	(13,191,248)	-
Transfer Grant-Funded Victim Advocate Position out of SPD	-	(1.00)
Transfer Parking Enforcement Positions out of SPD	-	(120.00)
Citywide Adjustments for Standard Cost Changes	2,868,442	-
Total Incremental Changes	\$2,458,699	(254.00)
Total 2022 Proposed Budget	\$365,447,509	1766.05

Description of Incremental Budget Changes

Proposed Operating

Community Service Officer Expansion

Expenditures	-
Position Allocation	6.00

Seattle Police Department

This item adds one team of Community Service Officers (CSO) to SPD's Collaborative Policing Bureau. The five officers and supervisor will expand the CSO team to a total of 24. CSOs are non-commissioned officers who work as liaisons between the community and SPD. They serve to bridge the service gap on non-criminal calls for service and perform a variety of public safety-related community service and outreach work that does not require the enforcement authority of a sworn officer. CSOs will also help augment the police force and potentially provide a pathway for individuals interested in policing but not ready to become a sworn officer.

Hiring and Retention Incentives

Expenditures	-
--------------	---

This item transfers \$1,087,500 to the Leadership and Administration BSL from various department BSLs for entry level and lateral hiring bonuses in 2022.

Language Premium Staff Stipend

Expenditures	\$19,200
--------------	----------

This item increases ongoing appropriation authority for language services stipends. Per the Coalition of City Unions collective bargaining agreement, City employees who are multilingual and provide language services, such as interpretation and translation, to communicate with clients and/or other employees in business-related situations are now eligible for a monthly language premium stipend. The amounts in the 2022 budget are estimates based on the eligible employees from 2021.

Office of Police Accountability Video Analyst

Expenditures	\$156,698
Position Allocation	1.00

This request adds a full-time video content creator who will be responsible for the creation of OPA investigation related videos for internal and external consumption. This position will be responsible for analyzing and creating video/audio content that is specific to every applicable OPA case with video or audio (in-car video, body worn video, public video, 911 calls, etc.) that details the information used to make investigative decisions. Currently, some of this work is being completed by other staff, but the workload is too significant and needs a full-time employee dedicated to this work to support transparency surrounding allegations of police misconduct.

Reduction for Community Safety Investments

Expenditures	\$(3,650,000)
--------------	---------------

This item reduces funding in SPD and reallocates it to the Seattle Fire Department and Human Services Department to fund community safety investments in the Triage Team (SFD) and the Regional Peacekeepers Collective (HSD).

Technology Investments

Expenditures	-
--------------	---

This item transfers \$5,000,000 to the Leadership and Administration BSL from various BSLs with available budget for continued investment in technology solutions and infrastructure to advance department goals related to data governance, privacy and transparency, officer wellness, equity and accountability. This transfer allows for both the continuation of technology projects currently underway and implementation of new solutions born out of collaborative research efforts.

Proposed Technical

Adjustment for One-Time Budget Changes

Seattle Police Department

Expenditures \$14,058,745

This item includes budget adjustments for one-time changes in the 2021 Adopted Budget.

Adjustment for One-Time Budget Changes

Expenditures -

This technical change request transfers funding between accounts and BSLs to align budget with anticipated expenditures. In 2021 SPD reserved a portion of its sworn salary savings to finance the continuation of the Work, Scheduling, and Timekeeping project, along with contracts for a mental health professional (MHP) to expand access to mental health resources for police employees, and with a third-party backgrounding service to alleviate delays in the hiring process. Expenditures for these items will continue into 2022, and this request will transfer budget to the accounts and BSLs where the expenditures will be charged.

Adjustments to Separation Pay & Deferred Compensation

Expenditures -

This technical change request transfers funding between accounts to align budget with anticipated expenditures. The budget for separation pay and deferred compensation benefits for sworn personnel does not fully support annual expenditures. Historically, these budget shortfalls have been offset by sworn salary savings. This request transfers budget from salary accounts to the separation pay and deferred compensation accounts where the expenditures will be charged.

Adjustments to Standard Cost Changes

Expenditures \$(2,745,433)

This technical change request transfers funding between BSLs to eliminate negative account/BSL combinations resulting from SPD-940 Citywide Adjustments for Standard Cost Changes. This request also zeros out FAS central costs (FASALLOC, FASFLT, FASFUEL & FASMAINT) for the 911 Call Center and Parking Enforcement in SPD; these costs are assigned to the CSCC and SDOT starting in 2022.

Baseline Adjustments for Personnel Costs

Expenditures \$266,951

This centrally administered change adjusts appropriations to restore the annual wage increase for non-represented Executives, Managers and Strategic Advisors, which was forgone in 2021 due to financial constraints.

BLET and Post-BLET Adjustments

Expenditures -

This technical change request transfers funding between BSLs to align BSL budget with anticipated expenditures for new officers during the recruit and student officer phases.

CCM Reconciliation Adjustments

Expenditures \$2,675,344

This change makes adjustments to reconcile the 2022 Baseline with the 2021 Adopted Central Cost Manual.

Paid Family Care Leave Backfill

Expenditures \$2,000,000

Seattle Police Department

This item increases the budget for backfill costs in SPD when members of the department are on leave to care for family members.

Revenue Adjustments

Revenues \$(7,440,875)

This change reflects updates to baseline revenues.

Salary & Benefit Baseline Adjustments

Expenditures -

This change adjusts salary & benefit accounts (excluding healthcare) to better align anticipated costs by BSL, program, project and account.

Transfer 911 Call Center Positions out of SPD

Position Allocation (140.00)

This item transfers 140 positions from the 911 Call Center in SPD to the new Community Safety and Communications Center (CSCC). The 911 Call Center was transferred from SPD to the CSCC in June 2021.

Transfer Funding for Parking Enforcement & 911 Call Center Jan-May Except Allocated Costs

Expenditures \$(13,191,248)

This change transfers remaining funding for Parking Enforcement and the 911 Call Center for Jan-May out of SPD and includes operational costs, PEO special events overtime and back office support.

Transfer Grant-Funded Victim Advocate Position out of SPD

Position Allocation (1.00)

This item transfers 1 full-time Grant-funded Victim Advocate position (#10007052) from the Seattle Police Department to the Human Services Department. This position was created in the 2020 Fourth Quarter Supplemental budget legislation (Ordinance 126257, Section 4, item # 4.33), which appropriated funds for the Law Enforcement Based Victim Specialist Grant.

Transfer Parking Enforcement Positions out of SPD

Position Allocation (120.00)

This item transfers 120 Parking Enforcement positions to the Seattle Department of Transportation (SDOT). The Parking Enforcement Unit was transferred from SPD to SDOT in September 2021.

Citywide Adjustments for Standard Cost Changes

Expenditures \$2,868,442

Citywide technical adjustments made in the baseline phase reflect changes to internal services costs, including rates from the Department of Finance & Administrative Services, Seattle Information Technology Department, Seattle Department of Human Resources, and for Judgement and Claims, healthcare, retirement and industrial insurance charges for the department. These adjustments reflect initial assumptions about these costs and inflators early in the budget process.

Seattle Police Department

Expenditure Overview

	2020 Actuals	2021 Adopted	2022 Proposed
Appropriations			
SPD - BO-SP-P1000 - Chief of Police			
00100 - General Fund	10,401,906	7,580,472	5,454,880
Total for BSL: BO-SP-P1000	10,401,906	7,580,472	5,454,880
SPD - BO-SP-P1300 - Office of Police Accountability			
00100 - General Fund	4,419,897	4,824,034	5,263,619
Total for BSL: BO-SP-P1300	4,419,897	4,824,034	5,263,619
SPD - BO-SP-P1600 - Leadership and Administration			
00100 - General Fund	74,230,526	74,887,870	87,429,020
Total for BSL: BO-SP-P1600	74,230,526	74,887,870	87,429,020
SPD - BO-SP-P1800 - Patrol Operations			
00100 - General Fund	7,877,981	10,083,183	7,909,864
Total for BSL: BO-SP-P1800	7,877,981	10,083,183	7,909,864
SPD - BO-SP-P2000 - Compliance and Professional Standards Bureau			
00100 - General Fund	4,160,990	4,648,249	5,010,607
Total for BSL: BO-SP-P2000	4,160,990	4,648,249	5,010,607
SPD - BO-SP-P3400 - Special Operations			
00100 - General Fund	51,846,654	45,897,468	43,526,791
Total for BSL: BO-SP-P3400	51,846,654	45,897,468	43,526,791
SPD - BO-SP-P4000 - Collaborative Policing			
00100 - General Fund	12,645,362	12,590,845	12,588,136
Total for BSL: BO-SP-P4000	12,645,362	12,590,845	12,588,136
SPD - BO-SP-P6100 - West Precinct			
00100 - General Fund	31,557,738	26,651,137	30,208,720
Total for BSL: BO-SP-P6100	31,557,738	26,651,137	30,208,720
SPD - BO-SP-P6200 - North Precinct			
00100 - General Fund	36,359,526	30,341,841	33,206,466
Total for BSL: BO-SP-P6200	36,359,526	30,341,841	33,206,466
SPD - BO-SP-P6500 - South Precinct			
00100 - General Fund	23,720,717	19,541,679	23,466,477
Total for BSL: BO-SP-P6500	23,720,717	19,541,679	23,466,477

Seattle Police Department

SPD - BO-SP-P6600 - East Precinct

00100 - General Fund	25,374,330	21,197,913	22,522,494
Total for BSL: BO-SP-P6600	25,374,330	21,197,913	22,522,494

SPD - BO-SP-P6700 - Southwest Precinct

00100 - General Fund	19,809,613	16,410,372	17,146,956
Total for BSL: BO-SP-P6700	19,809,613	16,410,372	17,146,956

SPD - BO-SP-P7000 - Criminal Investigations

00100 - General Fund	59,270,920	57,479,888	48,770,426
Total for BSL: BO-SP-P7000	59,270,920	57,479,888	48,770,426

SPD - BO-SP-P8000 - Administrative Operations

00100 - General Fund	39,374,623	28,722,769	20,807,878
Total for BSL: BO-SP-P8000	39,374,623	28,722,769	20,807,878

SPD - BO-SP-P9000 - School Zone Camera Program

18500 - School Safety Traffic and Pedestrian Improvement Fund	778,324	2,131,090	2,135,173
Total for BSL: BO-SP-P9000	778,324	2,131,090	2,135,173

Department Total	401,829,106	362,988,810	365,447,509
-------------------------	--------------------	--------------------	--------------------

Department Full-Time Equivalents Total*	2,187.35	2,020.05	1,766.05
------------------------------------------------	-----------------	-----------------	-----------------

** FTE totals are provided for informational purposes only. Changes in FTEs resulting from City Council or Human Resources Director actions outside of the budget process may not be detailed here*

Budget Summary by Fund Seattle Police Department

	2020 Actuals	2021 Adopted	2022 Proposed
00100 - General Fund	401,050,782	360,857,720	363,312,336
18500 - School Safety Traffic and Pedestrian Improvement Fund	778,324	2,131,090	2,135,173
Budget Totals for SPD	401,829,106	362,988,810	365,447,509

Seattle Police Department

Revenue Overview

2022 Estimated Revenues

Account Code	Account Name	2020 Actuals	2021 Adopted	2022 Proposed
322900	Nonbus Lic&Perm-Other	10,080	26,346	10,000
331110	Direct Fed Grants	3,077,222	2,894,498	1,928,428
332010	Fed Entitlmnt-Forfeited Prop	(4,514)	-	-
333110	Ind Fed Grants	2,012,095	2,376,802	1,574,339
341060	Photocopy Svcs	33,062	51,998	30,000
341190	Personnel Service Fees	4,476,259	3,865,319	4,500,000
341900	General Government-Other Rev	1,829,002	2,181,576	9,000
342010	Law Enforcement Fees	2,691,855	8,642,313	5,826,817
342120	Emergency Service Fees	3,018,349	1,718,078	-
342160	False Alarm Fees	(143)	-	-
343280	Recycled Materials Rev	1,507	5,481	1,500
343320	Recoveries-Sundry	123,069	3,493	107,000
350110	Evidence Confiscations	1,036,858	505,153	1,000,000
350180	Misc Fines & Penalties	4,897	40,484	-
360020	Inv Earn-Residual Cash	38,110	-	-
360220	Interest Earned On Deliquent A	(137)	-	-
360300	St Space Facilities Rentals	125	864	-
360390	Proceeds From Sale Of Assets	27,349	-	54,000
360400	Unclaimed Money/Property Sales	26,408	28,598	-
360420	Other Judgments & Settlements	13,324	11,551	17,000
360540	Cashiers Overages & Shortages	(13)	-	-
360570	Collection Expense - Misc	(21,180)	196,405	-
360580	Uncollectible Expense - Misc	20	-	-
360900	Miscellaneous Revs-Other Rev	109,299	-	50,000
Total Revenues for: 00100 - General Fund		18,502,906	22,548,959	15,108,084
Total SPD Resources		18,502,906	22,548,959	15,108,084

Seattle Police Department

Appropriations by Budget Summary Level and Program

SPD - BO-SP-P1000 - Chief of Police

The purpose of the Chief of Police Budget Summary Level is to lead and direct department employees and to provide policy guidance and oversee relationships with the community, with the goal that the department provides the City with professional, dependable, and respectful public safety services.

Program Expenditures	2020 Actuals	2021 Adopted	2022 Proposed
Chief of Police	7,728,924	7,580,472	5,454,880
Emergency Management Operations	2,672,982	-	-
Total	10,401,906	7,580,472	5,454,880
Full-time Equivalents Total*	42.00	28.00	28.00

**FTE totals are provided for informational purposes only. Changes in FTEs resulting from City Council or Human Resources Director actions outside of the budget process may not be detailed here*

The following information summarizes the programs in Chief of Police Budget Summary Level:

Chief of Police

Expenditures/FTE	2020 Actuals	2021 Adopted	2022 Proposed
Chief of Police	7,728,924	7,580,472	5,454,880
Full Time Equivalents Total	28.00	28.00	28.00

Emergency Management Operations

Expenditures/FTE	2020 Actuals	2021 Adopted	2022 Proposed
Emergency Management Operations	2,672,982	-	-
Full Time Equivalents Total	14.00	-	-

SPD - BO-SP-P1300 - Office of Police Accountability

The purpose of the Office of Police Accountability Budget Summary Level is to investigate and process complaints involving officers in the Seattle Police Department.

Program Expenditures	2020 Actuals	2021 Adopted	2022 Proposed
Police Accountability	4,419,897	4,824,034	5,263,619

Seattle Police Department

Total	4,419,897	4,824,034	5,263,619
Full-time Equivalents Total*	26.00	27.00	28.00

**FTE totals are provided for informational purposes only. Changes in FTEs resulting from City Council or Human Resources Director actions outside of the budget process may not be detailed here*

SPD - BO-SP-P1600 - Leadership and Administration

The purpose of the Leadership and Administration Budget Summary Level is to provide executive, community, financial, human resource, technology, and business support to the Seattle Police Department. It includes the Finance and Planning unit; Grants and Contracts unit; Fleet and Facilities Management; and the Administrative Services, Information Technology, and Human Resources programs. The Audit, Policy and Research Program and Education and Training Program are also included in this Budget Summary Level.

Program Expenditures	2020 Actuals	2021 Adopted	2022 Proposed
Citywide Indirect Costs	7,575,223	22,666,661	24,771,810
Departmental Indirect Costs	51,319,836	33,482,270	43,932,767
Divisional Indirect Costs	15,335,467	18,738,939	18,724,442
Total	74,230,526	74,887,870	87,429,020
Full-time Equivalents Total*	277.85	276.05	276.05

**FTE totals are provided for informational purposes only. Changes in FTEs resulting from City Council or Human Resources Director actions outside of the budget process may not be detailed here*

The following information summarizes the programs in Leadership and Administration Budget Summary Level:

Citywide Indirect Costs

Expenditures/FTE	2020 Actuals	2021 Adopted	2022 Proposed
Citywide Indirect Costs	7,575,223	22,666,661	24,771,810

Departmental Indirect Costs

Expenditures/FTE	2020 Actuals	2021 Adopted	2022 Proposed
Departmental Indirect Costs	51,319,836	33,482,270	43,932,767
Full Time Equivalents Total	171.85	170.05	170.05

Seattle Police Department

Divisional Indirect Costs

Expenditures/FTE	2020 Actuals	2021 Adopted	2022 Proposed
Divisional Indirect Costs	15,335,467	18,738,939	18,724,442
Full Time Equivalents Total	106.00	106.00	106.00

SPD - BO-SP-P1800 - Patrol Operations

The purpose of the Patrol Operations Budget Summary Level is to provide public safety and order maintenance.

Program Expenditures	2020 Actuals	2021 Adopted	2022 Proposed
East Precinct	24,028	-	-
North Precinct	19,894	-	-
Patrol Operations	7,744,465	10,083,183	7,909,864
South Precinct	25,663	-	-
Southwest Precinct	53,400	-	-
West Precinct	10,531	-	-
Total	7,877,981	10,083,183	7,909,864
Full-time Equivalents Total*	898.00	(69.00)	(69.00)

**FTE totals are provided for informational purposes only. Changes in FTEs resulting from City Council or Human Resources Director actions outside of the budget process may not be detailed here*

The following information summarizes the programs in Patrol Operations Budget Summary Level:

East Precinct

Expenditures/FTE	2020 Actuals	2021 Adopted	2022 Proposed
East Precinct	24,028	-	-
Full Time Equivalents Total	156.00	-	-

North Precinct

Expenditures/FTE	2020 Actuals	2021 Adopted	2022 Proposed
North Precinct	19,894	-	-
Full Time Equivalents Total	221.00	-	-

Seattle Police Department

Patrol Operations

	2020 Actuals	2021 Adopted	2022 Proposed
Expenditures/FTE			
Patrol Operations	7,744,465	10,083,183	7,909,864
Full Time Equivalents Total	51.00	(69.00)	(69.00)

South Precinct

	2020 Actuals	2021 Adopted	2022 Proposed
Expenditures/FTE			
South Precinct	25,663	-	-
Full Time Equivalents Total	145.00	-	-

Southwest Precinct

	2020 Actuals	2021 Adopted	2022 Proposed
Expenditures/FTE			
Southwest Precinct	53,400	-	-
Full Time Equivalents Total	125.00	-	-

West Precinct

	2020 Actuals	2021 Adopted	2022 Proposed
Expenditures/FTE			
West Precinct	10,531	-	-
Full Time Equivalents Total	200.00	-	-

SPD - BO-SP-P2000 - Compliance and Professional Standards Bureau

The purpose of the Compliance and Professional Standards Bureau Budget Summary Level is to investigate and review use of force issues. It includes the Department's Force Investigation Team and Use of Force Review Board as well as Compliance and Professional Standards Administration.

Program Expenditures	2020 Actuals	2021 Adopted	2022 Proposed
Compliance & Prof. Standards	4,160,990	4,648,249	5,010,607
Total	4,160,990	4,648,249	5,010,607
Full-time Equivalents Total*	20.00	20.00	20.00

Seattle Police Department

**FTE totals are provided for informational purposes only. Changes in FTEs resulting from City Council or Human Resources Director actions outside of the budget process may not be detailed here*

SPD - BO-SP-P3400 - Special Operations

The purpose of the Special Operations Budget Summary Level is to deploy specialized response units in emergencies and disasters. The Bureau provides crowd control, special event, search, hostage, crisis, and marine-related support to monitor and protect critical infrastructure to protect lives and property, aid the work of uniformed officers and detectives, and promote the safety of the public.

Program Expenditures	2020 Actuals	2021 Adopted	2022 Proposed
Special Operations	51,846,654	45,897,468	43,526,791
Total	51,846,654	45,897,468	43,526,791
Full-time Equivalents Total*	292.00	292.00	172.00

**FTE totals are provided for informational purposes only. Changes in FTEs resulting from City Council or Human Resources Director actions outside of the budget process may not be detailed here*

SPD - BO-SP-P4000 - Collaborative Policing

The purpose of the Collaborative Policing Budget Summary Level is to centralize the department's efforts to collaborate and partner with the community on public safety issues. The BSL is a combination of the department's community engagement and outreach elements including the new Community Service Officers (CSO) program, Navigation Team, and Crisis Intervention Response Team.

Program Expenditures	2020 Actuals	2021 Adopted	2022 Proposed
Collaborative Policing	12,645,362	12,590,845	12,588,136
Total	12,645,362	12,590,845	12,588,136
Full-time Equivalents Total*	82.00	82.00	88.00

**FTE totals are provided for informational purposes only. Changes in FTEs resulting from City Council or Human Resources Director actions outside of the budget process may not be detailed here*

SPD - BO-SP-P6100 - West Precinct

The purpose of the West Precinct Patrol Budget Summary Level is to provide the full range of public safety and order maintenance services to residents of, and visitors to, the West Precinct, to promote safety in their homes, schools, businesses, and the community at large.

Program Expenditures	2020 Actuals	2021 Adopted	2022 Proposed
-----------------------------	-------------------------	-------------------------	--------------------------

Seattle Police Department

2020 West Precinct	31,557,738	-	-
West Precinct	-	26,651,137	30,208,720
Total	31,557,738	26,651,137	30,208,720
Full-time Equivalents Total*	-	199.00	199.00
*FTE totals are provided for informational purposes only. Changes in FTEs resulting from City Council or Human Resources Director actions outside of the budget process may not be detailed here			

The following information summarizes the programs in West Precinct Budget Summary Level:

2020 West Precinct

	2020 Actuals	2021 Adopted	2022 Proposed
Expenditures/FTE			
2020 West Precinct	31,557,738	-	-

West Precinct

	2020 Actuals	2021 Adopted	2022 Proposed
Expenditures/FTE			
West Precinct	-	26,651,137	30,208,720
Full Time Equivalents Total	-	199.00	199.00

SPD - BO-SP-P6200 - North Precinct

The purpose of the North Precinct Patrol Budget Summary Level is to provide the full range of public safety and order maintenance services to residents of, and visitors to, the North Precinct, to promote safety in their homes, schools, businesses, and the community at large.

	2020 Actuals	2021 Adopted	2022 Proposed
Program Expenditures			
2020 North Precinct	36,359,526	-	-
North Precinct	-	30,341,841	33,206,466
Total	36,359,526	30,341,841	33,206,466
Full-time Equivalents Total*	-	218.00	218.00

*FTE totals are provided for informational purposes only. Changes in FTEs resulting from City Council or Human Resources Director actions outside of the budget process may not be detailed here

The following information summarizes the programs in North Precinct Budget Summary Level:

2020 North Precinct

Seattle Police Department

Expenditures/FTE	2020 Actuals	2021 Adopted	2022 Proposed
2020 North Precinct	36,359,526	-	-

North Precinct

Expenditures/FTE	2020 Actuals	2021 Adopted	2022 Proposed
North Precinct	-	30,341,841	33,206,466
Full Time Equivalents Total	-	218.00	218.00

SPD - BO-SP-P6500 - South Precinct

The purpose of the South Precinct Patrol Budget Summary Level is to provide the full range of public safety and order maintenance services with the goal of keeping residents of, and visitors to, the South Precinct, safe in their homes, schools, businesses, and the community at large.

Program Expenditures	2020 Actuals	2021 Adopted	2022 Proposed
2020 South Precinct	23,720,717	-	-
South Precinct	-	19,541,679	23,466,477
Total	23,720,717	19,541,679	23,466,477
Full-time Equivalents Total*	-	145.00	145.00

**FTE totals are provided for informational purposes only. Changes in FTEs resulting from City Council or Human Resources Director actions outside of the budget process may not be detailed here*

The following information summarizes the programs in South Precinct Budget Summary Level:

2020 South Precinct

Expenditures/FTE	2020 Actuals	2021 Adopted	2022 Proposed
2020 South Precinct	23,720,717	-	-

South Precinct

Expenditures/FTE	2020 Actuals	2021 Adopted	2022 Proposed
South Precinct	-	19,541,679	23,466,477

Seattle Police Department

Full Time Equivalents Total - 145.00 145.00

SPD - BO-SP-P6600 - East Precinct

The purpose of the East Precinct Budget Summary Level is to provide the full range of public safety and order maintenance services to residents of, and visitors to, the East Precinct, to promote safety in their homes, schools, businesses, and the community at large.

Program Expenditures	2020 Actuals	2021 Adopted	2022 Proposed
2020 East Precinct	25,374,330	-	-
East Precinct	-	21,197,913	22,522,494
Total	25,374,330	21,197,913	22,522,494
Full-time Equivalents Total*	-	153.00	153.00

**FTE totals are provided for informational purposes only. Changes in FTEs resulting from City Council or Human Resources Director actions outside of the budget process may not be detailed here*

The following information summarizes the programs in East Precinct Budget Summary Level:

2020 East Precinct

Expenditures/FTE	2020 Actuals	2021 Adopted	2022 Proposed
2020 East Precinct	25,374,330	-	-

East Precinct

Expenditures/FTE	2020 Actuals	2021 Adopted	2022 Proposed
East Precinct	-	21,197,913	22,522,494
Full Time Equivalents Total	-	153.00	153.00

SPD - BO-SP-P6700 - Southwest Precinct

The purpose of the Southwest Precinct Patrol Budget Summary Level is to provide the full range of public safety and order maintenance services to residents of, and visitors to, the Southwest Precinct, to promote safety in their homes, schools, businesses, and the community at large.

Program Expenditures	2020 Actuals	2021 Adopted	2022 Proposed
2020 Southwest Precinct	19,809,613	-	-
Southwest Precinct	-	16,410,372	17,146,956
Total	19,809,613	16,410,372	17,146,956

Seattle Police Department

Full-time Equivalents Total*	-	111.00	111.00
------------------------------	---	--------	--------

**FTE totals are provided for informational purposes only. Changes in FTEs resulting from City Council or Human Resources Director actions outside of the budget process may not be detailed here*

The following information summarizes the programs in Southwest Precinct Budget Summary Level:

2020 Southwest Precinct

Expenditures/FTE	2020 Actuals	2021 Adopted	2022 Proposed
2020 Southwest Precinct	19,809,613	-	-

Southwest Precinct

Expenditures/FTE	2020 Actuals	2021 Adopted	2022 Proposed
Southwest Precinct	-	16,410,372	17,146,956
Full Time Equivalents Total	-	111.00	111.00

SPD - BO-SP-P7000 - Criminal Investigations

The purpose of the Criminal Investigations Budget Summary Level is to investigate potential criminal activity.

Program Expenditures	2020 Actuals	2021 Adopted	2022 Proposed
Coordinated Criminal Investigations	4,134,028	6,178,985	4,773,171
Criminal Investigations	26,816,885	23,423,601	18,566,230
Narcotics Investigations	5,708,141	6,671,505	6,107,216
Special Victims	7,672,291	8,329,748	7,250,275
Violent Crimes	14,939,575	12,876,049	12,073,535
Total	59,270,920	57,479,888	48,770,426
Full-time Equivalents Total*	379.50	368.00	367.00

**FTE totals are provided for informational purposes only. Changes in FTEs resulting from City Council or Human Resources Director actions outside of the budget process may not be detailed here*

The following information summarizes the programs in Criminal Investigations Budget Summary Level:

Coordinated Criminal Investigations

Seattle Police Department

	2020	2021	2022
Expenditures/FTE	Actuals	Adopted	Proposed
Coordinated Criminal Investigations	4,134,028	6,178,985	4,773,171
Full Time Equivalents Total	35.00	35.00	35.00

Criminal Investigations

	2020	2021	2022
Expenditures/FTE	Actuals	Adopted	Proposed
Criminal Investigations	26,816,885	23,423,601	18,566,230
Full Time Equivalents Total	171.50	179.00	179.00

Narcotics Investigations

	2020	2021	2022
Expenditures/FTE	Actuals	Adopted	Proposed
Narcotics Investigations	5,708,141	6,671,505	6,107,216
Full Time Equivalents Total	35.00	35.00	35.00

Special Victims

	2020	2021	2022
Expenditures/FTE	Actuals	Adopted	Proposed
Special Victims	7,672,291	8,329,748	7,250,275
Full Time Equivalents Total	59.00	51.00	50.00

Violent Crimes

	2020	2021	2022
Expenditures/FTE	Actuals	Adopted	Proposed
Violent Crimes	14,939,575	12,876,049	12,073,535
Full Time Equivalents Total	79.00	68.00	68.00

SPD - BO-SP-P8000 - Administrative Operations

The purpose of the Administrative Operations Budget Summary Level is to provide telephone and online reporting as well as data collection, analysis, and reporting for data-informed management and policing. The Administrative Operations Budget Summary Level includes the Telephone Reporting and Data Driven Policing Programs.

Seattle Police Department

Program Expenditures	2020 Actuals	2021 Adopted	2022 Proposed
Administrative Operations	39,374,623	28,722,769	20,807,878
Total	39,374,623	28,722,769	20,807,878
Full-time Equivalents Total*	170.00	170.00	30.00

**FTE totals are provided for informational purposes only. Changes in FTEs resulting from City Council or Human Resources Director actions outside of the budget process may not be detailed here*

SPD - BO-SP-P9000 - School Zone Camera Program

The purpose of the School Zone Camera Program Budget Summary Level is to support operations and administration for the School Zone Camera program

Program Expenditures	2020 Actuals	2021 Adopted	2022 Proposed
School Zone Camera Program	778,324	2,131,090	2,135,173
Total	778,324	2,131,090	2,135,173

**FTE totals are provided for informational purposes only. Changes in FTEs resulting from City Council or Human Resources Director actions outside of the budget process may not be detailed here*

Police Relief and Pension

Dan Oliver, Executive Secretary

(206) 386-1286

<http://www.seattle.gov/policepension/>

Department Overview

The Police Relief and Pension Fund (PPEN) provides pension and medical benefit services to eligible active and retired police officers and their beneficiaries. PPEN is a closed plan which only covers police officers who were hired before October 1, 1977. Retiree benefits for police officers hired more recently are primarily covered through a separate state-managed plan.

The management of police benefits funds transitioned in the 1970s from local to state control. Prior to that time, the City paid into PPEN to provide for police officer retiree benefits. In March 1970, the State of Washington took over the provision of certain police pensions through Revised Code of Washington (RCW) Section 41.26, the Law Enforcement Officers and Fire Fighters (LEOFF) Plan 1. Seattle police officers hired between March 1970 and October 1977 enrolled in LEOFF 1, but also received additional benefit coverage through PPEN. As a result, this group of police officers receives retiree benefits primarily from the state's LEOFF 1 plan, but also any earned increment from the City's PPEN that exceeds LEOFF 1 coverage. Both PPEN and LEOFF 1 closed to new enrollees in October 1977. Police officers hired after that date enroll in the state's LEOFF 2 plan and do not receive benefits from PPEN.

The Seattle Police Pension Board is a seven-member quasi-judicial body chaired by the Mayor or the Mayor's designee, which formulates policy, rules on disability applications, and provides oversight of the Police Pension Fund. Three staff employees of the board handle all of its operational functions. Staff positions associated with Police Relief and Pension are reflected in the City's position list.

The projections of annual pension and medical benefits, which comprise about 97% of the total annual PPEN budget, are based on the forecasts of an independent actuary. The City's General Fund provides funding for nearly all of PPEN's annual budget that supports the Police Relief and Pension Fund obligations. The Police Pension Fund also has a statutory funding source from police auction proceeds, which contribute a small amount towards the annual budget.

Budget Snapshot

	2020 Actuals	2021 Adopted	2022 Proposed
Department Support			
Other Funding - Operating	20,386,873	26,651,531	26,680,278
Total Operations	20,386,873	26,651,531	26,680,278
Total Appropriations	20,386,873	26,651,531	26,680,278
Full-Time Equivalents Total*	3.00	3.00	3.00

* FTE totals are provided for informational purposes only. Changes in FTEs resulting from City Council or Human Resources Director actions outside of the budget process may not be detailed here

Police Relief and Pension

Budget Overview

The Police Relief and Pension Fund (PPEN) pays legally mandated pension and medical benefits, including long-term care, to eligible retired police officers and qualified beneficiaries. The total pension benefits for PPEN members are increased annually through locally negotiated cost of living adjustments (COLA) and local inflation. These increases are then offset by the benefits paid by the state's LEOFF 1 pension plan which has its own annual growth rate.

Most of PPEN's retirees are represented by either the Seattle Police Management Association (SPMA) or the Seattle Police Officer's Guild (SPOG).

The 2022 Proposed Budget's retiree medical and long-term care costs are \$15.38 million, unchanged from the 2021 Adopted Budget. The actuarial report anticipates medical and long-term care costs will increase over the next 15 to 20 years due to PPEN's aging membership and annual trend rates for medical and long-term care costs.

The 2022 Proposed Budget includes appropriation increases of \$28,747 for centrally adjusted administrative and labor costs. The Proposed Budget reduces the General Fund transfer by \$3.36 million and an intentional use of \$3.66 million of existing fund balance to provide resources against expected expenditures.

Incremental Budget Changes

Police Relief and Pension

	Dollars	FTE
2021 Adopted Budget	26,651,531	3.00
Baseline		
Citywide Adjustments for Standard Cost Changes	28,747	-
Proposed Technical		
Reduction of GF revenue contribution	-	-
Total Incremental Changes	\$28,747	-
Total 2022 Proposed Budget	\$26,680,278	3.00

Description of Incremental Budget Changes

Baseline

Citywide Adjustments for Standard Cost Changes

Expenditures \$28,747

Citywide technical adjustments made in the baseline phase reflect changes to internal services costs, including rates from the Department of Finance & Administrative Services, Seattle Information Technology Department, Seattle Department of Human Resources, and for healthcare, retirement and industrial insurance charges for the department. These adjustments reflect initial assumptions about these costs and inflators early in the budget process.

Police Relief and Pension

Proposed Technical

Reduction of GF revenue contribution

Revenues \$28,747

This change reduces the GF contribution for 2022 to the Police Relief and Pension Fund (61060) with the intent of reducing available fund balance. The General Fund transfer is reduced by \$3.36 million requiring an expected, intentional use of \$3.66 million of existing fund balance to provide resources against expected expenditures. A total increase of \$28,747 is needed to cover incremental labor costs in 2022.

Expenditure Overview

	2020 Actuals	2021 Adopted	2022 Proposed
Appropriations			
PPEN - BO-PP-RP604 - Police Relief and Pension			
61060 - Police Relief & Pension Fund	20,386,873	26,651,531	26,680,278
Total for BSL: BO-PP-RP604	20,386,873	26,651,531	26,680,278
Department Total	20,386,873	26,651,531	26,680,278
Department Full-Time Equivalents Total*	3.00	3.00	3.00

* FTE totals are provided for informational purposes only. Changes in FTEs resulting from City Council or Human Resources Director actions outside of the budget process may not be detailed here

Budget Summary by Fund Police Relief and Pension

	2020 Actuals	2021 Adopted	2022 Proposed
61060 - Police Relief & Pension Fund	20,386,873	26,651,531	26,680,278
Budget Totals for PPEN	20,386,873	26,651,531	26,680,278

Revenue Overview

2022 Estimated Revenues

Account Code	Account Name	2020 Actuals	2021 Adopted	2022 Proposed
360400	Unclaimed Money/Property Sales	98,624	117,000	117,000
360430	Employr Pnsn Contributions	25,876,986	25,858,986	22,500,000
397010	Operating Transfers In	-	400,000	400,000
Total Revenues for: 61060 - Police Relief & Pension Fund		25,975,610	26,375,986	23,017,000
400000	Use of/Contribution to Fund Balance	-	275,545	3,663,278
Total Resources for: 61060 - Police Relief & Pension Fund		25,975,610	26,651,531	26,680,278
Total PPEN Resources		25,975,610	26,651,531	26,680,278

Police Relief and Pension

Appropriations by Budget Summary Level and Program

PPEN - BO-PP-RP604 - Police Relief and Pension

The purpose of the Police Relief and Pension Budget Summary Level is to provide responsive benefit services to eligible active-duty and retired Seattle police officers.

Program Expenditures	2020 Actuals	2021 Adopted	2022 Proposed
Death Benefits	19,000	18,000	18,000
Leadership and Administration	785,212	874,782	903,529
Long-Term Care	4,570,085	-	-
Medical Benefits	7,359,537	15,380,000	15,380,000
Pensions	7,653,038	10,378,749	10,378,749
Total	20,386,873	26,651,531	26,680,278
Full-time Equivalents Total*	3.00	3.00	3.00

**FTE totals are provided for informational purposes only. Changes in FTEs resulting from City Council or Human Resources Director actions outside of the budget process may not be detailed here*

The following information summarizes the programs in Police Relief and Pension Budget Summary Level:

Death Benefits

Expenditures/FTE	2020 Actuals	2021 Adopted	2022 Proposed
Death Benefits	19,000	18,000	18,000

Leadership and Administration

Expenditures/FTE	2020 Actuals	2021 Adopted	2022 Proposed
Leadership and Administration	785,212	874,782	903,529
Full Time Equivalents Total	3.00	3.00	3.00

Long-Term Care

Expenditures/FTE	2020 Actuals	2021 Adopted	2022 Proposed
Long-Term Care	4,570,085	-	-

Police Relief and Pension

Medical Benefits

	2020	2021	2022
Expenditures/FTE	Actuals	Adopted	Proposed
Medical Benefits	7,359,537	15,380,000	15,380,000

Pensions

	2020	2021	2022
Expenditures/FTE	Actuals	Adopted	Proposed
Pensions	7,653,038	10,378,749	10,378,749

Seattle City Light

Debra Smith, General Manager & CEO

(206) 684-3500

<http://www.seattle.gov/light/>

Department Overview

Seattle City Light was created by the residents of Seattle in 1902 to provide affordable, reliable, and environmentally sound electric power to the City of Seattle and neighboring suburbs. Owned by the community it serves, City Light is a nationally recognized leader in energy efficiency, renewable resource development, and environmental stewardship.

City Light provides electric power to approximately 470,000 residential, business, and industrial customers within a 131-square-mile service area. City Light provides power to the City of Seattle and surrounding jurisdictions, including parts of Shoreline, Burien, Tukwila, SeaTac, Lake Forest Park, Renton, Normandy Park, and areas of unincorporated King County.

City Light owns about 2,000 megawatts of very low-cost, environmentally-responsible, hydroelectric generation capacity. In an average year, City Light meets about 50% of its load with hydroelectric facilities that it owns directly and obtains the remainder primarily through the Bonneville Power Administration (BPA). City Light is the nation's ninth largest publicly-owned electric utility in terms of customers served.

Budget Snapshot

	2020 Actuals	2021 Adopted	2022 Proposed
Department Support			
Other Funding - Operating	964,783,133	995,942,126	1,007,833,881
Total Operations	964,783,133	995,942,126	1,007,833,881
Capital Support			
Other Funding - Capital	311,399,562	361,815,181	457,695,792
Total Capital	311,399,562	361,815,181	457,695,792
Total Appropriations	1,276,182,695	1,357,757,307	1,465,529,673
Full-Time Equivalents Total*	1,792.80	1,792.80	1,800.80

* FTE totals are provided for informational purposes only. Changes in FTEs resulting from City Council or Human Resources Director actions outside of the budget process may not be detailed here

Budget Overview

The Seattle City Light 2022 Proposed Budget maintains investments at current service levels. In keeping with the department's commitment to financial health and affordability, proposed changes are net-zero reprioritizations necessary to support the business strategies outlined in the approved [2022-2026 Strategic Business Plan](#) and remain within the funding levels approved in the 2022 rate ordinance ([Ord 126302](#)). Retail revenues continue to stabilize from COVID-19 pandemic impacts and are projected to be at or above levels forecast for 2021. However, wholesale

Seattle City Light

are currently projected to be below forecast due to less-than-expected precipitation and snowpack as well as higher-than-expected energy prices in the wholesale market.

The theme of the 2022-2026 Strategic Plan is “Recover, Refocus, Restart,” and it includes four main business strategies. The budget proposals align closely with these strategies and are summarized below.

Ensure Financial Health and Affordability - adds funding to support a range of customer service-oriented improvements in areas including outreach, training, and technology. These efforts are part of City Light’s Road to Recovery plan and will help to address high bill issues, correct billing errors, and prepare the department to restart credit and collections activities after a five-year hiatus.

Improve Customer Service Experience - increases funding to improve the customer experience through technology enhancements, process improvements, and added resources in engineering and meter reading, all of which reduce wait times for new customer connections and ensure a consistent customer experience.

Create Our Energy Future - adds operations and maintenance (O&M) funding and reallocates department resources to support items such as transportation and building electrification, grid modernization, and cybersecurity.

Develop Workforce and Organizational Agility – adds funding to areas such as technology planning, data analytics and reporting, employee development and retention, training, and support for race and social justice work; and reallocates staff to employee relations, organizational change management, and business process management.

To fund the business strategy proposals and ensure that all budget changes were net-zero, City Light implemented reductions in numerous contracting and services accounts. Additionally, the vacancy rate was increased from 6% to 8%. The utility plans to provide the same level of service despite these reductions.

Capital program spending was also kept at baseline budget levels except for revenue-backed items and a net-zero technical adjustment that moved the deferred O&M account, an account that capitalized conservation incentives, to the capital budget. Noteworthy changes include increases for Skagit relicensing studies and improvements, Maritime Transportation Electrification, and grid modernization; and a reduction for the Denny Transmission Line project that is tentatively on hold. For more detailed information on the capital program, please see the 2022-2027 Adopted Capital Improvement Program.

To support the capital program and other eligible City Light costs, the 2022 Proposed Budget anticipates a 2022 bond issue of approximately \$225 million.

Seattle City Light

Incremental Budget Changes

Seattle City Light

	Dollars	FTE
2022 Beginning Budget	1,408,528,915	1792.80
Proposed Operating		
O&M Reductions	(19,336,887)	-
Ensure Financial Health & Affordability - Road to Recovery	675,000	-
Improve Customer Service Experience	1,318,270	-
Create Our Energy Future	2,816,000	-
Develop Workforce and Organizational Agility	2,496,132	-
Proposed Capital		
Annual Capital Spending Adjustments	28,725,010	-
CenTrio Electrification Program	2,000,000	-
Grid Modernization	1,719,000	-
Maritime Transportation Electrification Program	300,000	-
Reimaging City Light Workspace	8,220,000	-
Skagit Relicensing	14,798,000	-
Utility Next Project	1,000,000	-
Proposed Technical		
Adjustments for Personnel Costs	238,748	-
Citywide Adjustments for Standard Cost Changes	3,773,894	-
Net-Zero Transfer from Seattle IT	2,129,309	8.00
Revenue Adjustments	-	-
Technical Adjustments	6,128,282	-
Total Incremental Changes	\$57,000,758	8.00
Total 2022 Proposed Budget	\$1,465,529,673	1800.80

Description of Incremental Budget Changes

Proposed Operating

O&M Reductions

Expenditures \$(19,336,887)

This adjustment contains reductions to City Light's operations and maintenance (O&M) budget that were taken to ensure that other incremental increases in business strategy priority areas were net-zero, and that the overall operating budget did not increase. All non-labor O&M accounts were evaluated and available budget was identified for redeployment based on historical underspending; reductions were primarily in consulting and service accounts. Additional savings were realized due to reductions in FERC fees, an increase to the vacancy rate from 6% to 8%, and

Seattle City Light

a change to the use of leased office space (it will be utilized as surge capacity), that allows for the rent cost to be capitalized as part of the Reimagining City Light Workspace project. Current levels of service will not be affected by these proposed reductions.

Ensure Financial Health & Affordability - Road to Recovery

Expenditures	\$675,000
--------------	-----------

This item adds funding to support a range of customer service-oriented improvements, as outlined in the 2022-2026 Strategic Business Plan, in areas including outreach, training, and technology. These resources will also help to address high bill issues, correct billing errors, and prepare the department to restart credit and collections activities after a five-year hiatus. These efforts are part of City Light's Road to Recovery plan that focuses on long-term financial health and on providing sustainably affordable electricity for City Light customer-owners.

Improve Customer Service Experience

Expenditures	\$1,318,270
--------------	-------------

This item increases funding for core customer services to improve the customer experience, which is one of the business strategies in City Light's 2022-2026 Strategic Plan. Funding will go towards technology enhancements and process improvements, as well as to bolstering engineering and meter reading resources. The goal of these efforts is to help reduce wait times for new customer connections and ensure a consistent customer experience.

Create Our Energy Future

Expenditures	\$2,816,000
--------------	-------------

This adjustment adds O&M funding and reallocates department resources to support items such as transportation and building electrification, grid modernization, and cybersecurity. These initiatives are a part of City Light's clean energy business strategy to "create our energy future," aligning with Seattle's decarbonization goals (Green New Deal) and supporting compliance with new requirements outlined by Washington State's recently passed Clean Energy Transformation Act (CETA) and Low-Carbon Fuel Standard (LCFS).

Develop Workforce and Organizational Agility

Expenditures	\$2,496,132
--------------	-------------

This item reallocates funding to support City Light's "develop workforce and organizational agility" business strategy as outlined in the 2022-2026 Strategic Business Plan. Funding is added to areas including technology planning, data analytics and reporting, employee development and retention, training, and support for race and social justice work. In addition, this change reallocates staff to employee relations, organizational change management, and business process management.

Proposed Capital

Annual Capital Spending Adjustments

Expenditures	\$28,725,010
--------------	--------------

This annual adjustment reprioritizes funding in the capital program and aligns budgets with the most up-to-date information on planned project spending. For more details on the capital program please see the 2022-2027 Proposed CIP.

Seattle City Light

CenTrio Electrification Program

Expenditures \$2,000,000

This item provides funding for City Light's CenTrio Electrification Program (CTEP) to plan, design, procure, construct, and commission large City Light capital investment projects to deliver the infrastructure required to meet the electrification needs of CenTrio, a franchise utility that delivers steam for the heating of multiple downtown buildings in Seattle.

Grid Modernization

Expenditures \$1,719,000

This item adds funding to develop a portfolio of strategic programs that prepare City Light for industry-wide changes that are driven by the need for deep decarbonization. SCL produced a Grid Modernization Plan and Roadmap to advance the development of the dynamic, flexible distribution system of the future, while developing the skills and technologies necessary to enable increased customer electrification and improve grid resiliency and security. The plan describes eighteen specific projects and tasks for the next two years as well as outlining ten-year goals. Projects range from planning, operations, supporting technologies, and physical infrastructure upgrades.

Maritime Transportation Electrification Program

Expenditures \$300,000

This item provides the initial funding for the new Maritime Transportation Electrification Program to plan, design, procure, construct, and commission large City Light capital investment projects to deliver the infrastructure required to meet electrification, environmental justice, and sustainability goals and mandates, as well as to meet the customer demands associated with Maritime Transportation. Funding will increase in future years and averages \$3.4 million annually from 2023-2027.

Reimaging City Light Workspace

Expenditures \$8,220,000

This item adds appropriation authority to an existing project to fund the work related to City Light's Space Utilization Master Plan. With nearly half of City Light employees located in the downtown core, this project will address office space deficits in the physical work environment. Additionally, SCL will make investments in the Seattle Municipal Tower to update the building's infrastructure to include electrical systems, HVAC and lighting.

Skagit Relicensing

Expenditures \$14,798,000

This item adds funding to the existing Skagit Relicensing project for several expanded commitments. As part of its commitment to do more for the Skagit River watershed, City Light is undertaking additional protection, mitigation, and enhancement measures in addition to the FERC relicensing process requirements. These include items like establishing a Fish Habitat Fund, expanding the original study plan, expediting the early implementation of some measures, adding flows to the bypass reach, and adding additional strategic outside counsel and public relations consultants to the project.

Utility Next Project

Expenditures \$1,000,000

City Light created 17 project charters in early 2021 to prepare for future federal, state, and other grant funding opportunities expected to emerge in response to the COVID-19 pandemic. This project provides matching funds for

Seattle City Light

grant awards that will help advance City Light's progress with grid modernization, electrification and workforce development.

Proposed Technical

Adjustments for Personnel Costs

Expenditures	\$238,748
--------------	-----------

This centrally administered change adjusts appropriations to restore the annual wage increase for non-represented Executives, Managers and Strategic Advisors, which was forgone in 2021 due to financial constraints.

Citywide Adjustments for Standard Cost Changes

Expenditures	\$3,773,894
--------------	-------------

Citywide technical adjustments reflect changes to internal services costs, including rates from the Department of Finance & Administrative Services, Seattle Information Technology Department, Seattle Department of Human Resources, and for healthcare, retirement and industrial insurance charges for the department. These adjustments reflect initial assumptions about these costs and inflators early in the budget process.

Net-Zero Transfer from Seattle IT

Expenditures	\$2,129,309
Position Allocation	8.00

This item transfers operational technology that is specific to City Light from Seattle IT. This net-zero transfer aligns with the reduction in the Seattle IT budget and includes 8.0 FTEs (7.0 Information Technology Professional B's and 1.0 IT Programmer Analyst) and \$2.1 million dollars to fund all labor and non-labor costs for the Outage Management System, Asset Suite and Work, the Asset Management system (WAMS) and department-specific GIS operations.

Revenue Adjustments

Revenues	\$1,465,529,673
----------	-----------------

This annual adjustment aligns City Light revenue accounts with the financial forecast used for the 2022 Proposed Budget.

Technical Adjustments

Expenditures	\$6,128,282
--------------	-------------

This item includes a variety of budget adjustments including net-zero realignments of detail projects, budgetary overheads, and position transfers to accommodate SCL's new project and organizational structure; increases to labor budgets for the Local 77 Labor Settlement; O&M increases for transportation electrification and tree trimming services to align budgets with the current need; and net-zero adjustments to accommodate increases outlined in the Central Cost Manual. These adjustments are consistent with the Strategic Plan and proposed rates.

Seattle City Light

Expenditure Overview

	2020 Actuals	2021 Adopted	2022 Proposed
Appropriations			
SCL - BC-CL-W - Conservation & Environmental - CIP			
41000 - Light Fund	-	-	42,723,625
Total for BSL: BC-CL-W	-	-	42,723,625
SCL - BC-CL-X - Power Supply - CIP			
41000 - Light Fund	87,658,626	92,943,393	126,960,690
Total for BSL: BC-CL-X	87,658,626	92,943,393	126,960,690
SCL - BC-CL-Y - Transmission and Distribution - CIP			
41000 - Light Fund	125,766,245	174,310,214	179,559,216
Total for BSL: BC-CL-Y	125,766,245	174,310,214	179,559,216
SCL - BC-CL-Z - Customer Focused - CIP			
41000 - Light Fund	97,974,692	94,561,574	108,452,261
Total for BSL: BC-CL-Z	97,974,692	94,561,574	108,452,261
SCL - BO-CL-A - Leadership and Administration			
41000 - Light Fund	8,075,155	69,488,798	-
Total for BSL: BO-CL-A	8,075,155	69,488,798	-
SCL - BO-CL-ADMIN - Leadership and Administration			
41000 - Light Fund	-	-	150,388,342
Total for BSL: BO-CL-ADMIN	-	-	150,388,342
SCL - BO-CL-C - Customer Service			
41000 - Light Fund	22,406,884	48,023,682	-
Total for BSL: BO-CL-C	22,406,884	48,023,682	-
SCL - BO-CL-CUSTCARE - Customer Care			
41000 - Light Fund	-	-	39,081,639
Total for BSL: BO-CL-CUSTCARE	-	-	39,081,639
SCL - BO-CL-D - Debt Services			
41000 - Light Fund	224,080,112	237,513,203	-
Total for BSL: BO-CL-D	224,080,112	237,513,203	-
SCL - BO-CL-DEBTSRVC - Debt Service			
41000 - Light Fund	-	-	245,827,885
Total for BSL: BO-CL-DEBTSRVC	-	-	245,827,885

Seattle City Light

SCL - BO-CL-E - Power System Operations and Asset Management O&M

41000 - Light Fund	25,927,180	41,764,853	-
Total for BSL: BO-CL-E	25,927,180	41,764,853	-

SCL - BO-CL-F - Leadership and Administration - Financial Services O&M

41000 - Light Fund	2,864,152	-	-
Total for BSL: BO-CL-F	2,864,152	-	-

SCL - BO-CL-G - Generation Operations and Engineering O&M

41000 - Light Fund	27,386,384	29,570,112	-
Total for BSL: BO-CL-G	27,386,384	29,570,112	-

SCL - BO-CL-L - Long Term Purchased Power

41000 - Light Fund	287,608,555	276,523,694	-
Total for BSL: BO-CL-L	287,608,555	276,523,694	-

SCL - BO-CL-N - Leadership and Administration - General Expense

41000 - Light Fund	58,273,281	-	-
Total for BSL: BO-CL-N	58,273,281	-	-

SCL - BO-CL-O - Leadership and Administration - Facilities and Oversight

41000 - Light Fund	9,340,474	-	-
Total for BSL: BO-CL-O	9,340,474	-	-

SCL - BO-CL-P - Energy Innovation and Resources O&M

41000 - Light Fund	57,379,135	23,443,814	-
Total for BSL: BO-CL-P	57,379,135	23,443,814	-

SCL - BO-CL-PWRSUPPLY - Power Supply O&M

41000 - Light Fund	-	-	328,723,748
Total for BSL: BO-CL-PWRSUPPLY	-	-	328,723,748

SCL - BO-CL-Q - Taxes

41000 - Light Fund	107,211,637	107,361,424	-
Total for BSL: BO-CL-Q	107,211,637	107,361,424	-

SCL - BO-CL-S - Short Term Purchased Power

41000 - Light Fund	21,852,702	45,410,408	-
Total for BSL: BO-CL-S	21,852,702	45,410,408	-

SCL - BO-CL-T - Transmission and Distribution O&M

41000 - Light Fund	95,055,968	99,208,368	-
Total for BSL: BO-CL-T	95,055,968	99,208,368	-

Seattle City Light

SCL - BO-CL-TAXES - Taxes

41000 - Light Fund	-	-	114,320,504
Total for BSL: BO-CL-TAXES	-	-	114,320,504

SCL - BO-CL-UTILOPS - Utility Operations O&M

41000 - Light Fund	-	-	129,491,762
Total for BSL: BO-CL-UTILOPS	-	-	129,491,762

SCL - BO-CL-V - Environmental Affairs O&M

41000 - Light Fund	17,321,513	17,633,770	-
Total for BSL: BO-CL-V	17,321,513	17,633,770	-

Department Total	1,276,182,695	1,357,757,307	1,465,529,673
-------------------------	----------------------	----------------------	----------------------

Department Full-Time Equivalents Total*	1,792.80	1,792.80	1,800.80
------------------------------------------------	-----------------	-----------------	-----------------

** FTE totals are provided for informational purposes only. Changes in FTEs resulting from City Council or Human Resources Director actions outside of the budget process may not be detailed here*

Budget Summary by Fund Seattle City Light

	2020 Actuals	2021 Adopted	2022 Proposed
41000 - Light Fund	1,276,182,695	1,357,757,307	1,465,529,673
Budget Totals for SCL	1,276,182,695	1,357,757,307	1,465,529,673

Seattle City Light

Revenue Overview

2021 Estimated Revenues

Account Code	Account Name	2020 Actuals	2021 Adopted	2022 Endorsed
331000	Direct Federal Grants	852,546	-	437,500
331240	Bpa Revenues	6,184,738	5,250,000	5,906,211
332020	Build America Bonds Subsidy Pa	6,029,226	5,994,447	5,906,211
343020	Services For Others-Nonop	5,900,709	8,530,183	8,700,787
343030	Electric Sales-Consumers	903,331,552	895,065,200	957,822,577
343050	Interchange Power To	87,537,305	101,283,585	81,876,543
343100	Other Electric Service Rev	2,032,656	2,511,226	2,561,451
360010	Investment Interest	10,755,909	8,878,039	9,092,603
360220	Interest Earned on Delinquent A	703,193	3,499,080	3,572,560
360320	Rent from Operating Property	4,177,214	2,940,386	2,992,954
360350	Other Rents & Use Charges	13,142,084	7,798,545	8,173,733
374000	Cap Contr Fed/State Grants	511,059	77,514	115,281
393010	Contributions In Aid Of Constr	52,553,275	51,367,920	40,248,512
395010	Sales Of Land & Buildings	1,559,000	-	-
Total Revenues for: 41000 - Light Fund		1,095,270,468	1,093,196,125	1,126,750,712
400000	Use of/Contribution to Fund Balance	337,716,924	264,561,182	338,778,961
Total Resources for:41000 - Light Fund		1,432,987,392	1,357,757,307	1,465,529,673
Total SCL Resources		1,432,987,392	1,357,757,307	1,465,529,673

Seattle City Light

Appropriations by Budget Summary Level and Program

SCL - BC-CL-W - Conservation & Environmental - CIP

The purpose of the Conservation & Environmental - CIP Budget Summary Level is to provide for the costs of conservation incentives and other energy efficiency programs. This Budget Summary Level also supports the utility's renewable resource development programs, hydroelectric relicensing, and real estate.

Program Expenditures	2020 Actuals	2021 Adopted	2022 Proposed
Conservation & Environmental	-	-	42,723,625
Total	-	-	42,723,625
Full-time Equivalents Total*	10.71	-	-

**FTE totals are provided for informational purposes only. Changes in FTEs resulting from City Council or Human Resources Director actions outside of the budget process may not be detailed here*

SCL - BC-CL-X - Power Supply - CIP

The purpose of the Power Supply - CIP Budget Summary Level is to provide for the capital costs of electrification, facility improvements, maintaining the physical generating plant and associated power licenses, and regulatory requirements. This Budget Summary Level supports capital projects identified in the department's Capital Improvement Plan.

Program Expenditures	2020 Actuals	2021 Adopted	2022 Proposed
BOUNDARY	35,598,616	41,849,396	38,706,014
CEDAR FALLS - TOLT	5,006,362	6,700,201	5,386,453
FLEETS AND FACILITIES	21,253,583	20,371,010	31,891,163
POWER SUPPLY OTHER	5,339,616	2,235,428	2,561,642
SKAGIT	20,460,449	21,787,358	48,415,418
Total	87,658,626	92,943,393	126,960,690
Full-time Equivalents Total*	74.26	74.26	67.62

**FTE totals are provided for informational purposes only. Changes in FTEs resulting from City Council or Human Resources Director actions outside of the budget process may not be detailed here*

The following information summarizes the programs in Power Supply - CIP Budget Summary Level:

BOUNDARY

The Boundary program funds the capital costs for the Boundary physical generating plant and associated regulatory requirements.

Seattle City Light

	2020	2021	2022
Expenditures/FTE	Actuals	Adopted	Proposed
BOUNDARY	35,598,616	41,849,396	38,706,014
Full Time Equivalents Total	23.04	23.04	41.28

CEDAR FALLS - TOLT

The Cedar Falls - Tolt program funds the capital costs for the Cedar Falls - Tolt physical generating plant and associated regulatory requirements.

	2020	2021	2022
Expenditures/FTE	Actuals	Adopted	Proposed
CEDAR FALLS - TOLT	5,006,362	6,700,201	5,386,453
Full Time Equivalents Total	5.72	5.72	-

FLEETS AND FACILITIES

The Fleets and Facilities program funds the capital costs for the fleet replacement program and facility improvements.

	2020	2021	2022
Expenditures/FTE	Actuals	Adopted	Proposed
FLEETS AND FACILITIES	21,253,583	20,371,010	31,891,163
Full Time Equivalents Total	11.36	11.36	6.49

POWER SUPPLY OTHER

The Power Supply Other program funds the capital costs for the generating plant and regulatory requirements of facilities not included in the other programs.

	2020	2021	2022
Expenditures/FTE	Actuals	Adopted	Proposed
POWER SUPPLY OTHER	5,339,616	2,235,428	2,561,642
Full Time Equivalents Total	8.56	8.56	4.00

SKAGIT

The Skagit program funds the capital costs for the Skagit physical generating plant and associated regulatory requirements.

	2020	2021	2022
Expenditures/FTE	Actuals	Adopted	Proposed
SKAGIT	20,460,449	21,787,358	48,415,418
Full Time Equivalents Total	25.57	25.57	15.85

Seattle City Light

SCL - BC-CL-Y - Transmission and Distribution - CIP

The purpose of the Transmission and Distribution - CIP Budget Summary Level is to provide for the capital costs of installation, major maintenance, rehabilitation, and replacement of transmission lines, substations, distribution feeders, transformers, and other elements of the utility's transmission and distribution systems. This Budget Summary Level supports capital projects identified in the department's Capital Improvement Plan.

Program Expenditures	2020 Actuals	2021 Adopted	2022 Proposed
DISTRIBUTION OTHER	14,293,193	21,412,396	24,103,550
NETWORK	19,528,227	26,713,358	24,534,112
RADIAL	71,245,168	81,227,390	98,332,201
SUBSTATIONS	15,945,944	28,519,766	25,846,796
TRANSMISSION	4,753,713	16,437,304	6,742,558
Total	125,766,245	174,310,214	179,559,216
Full-time Equivalents Total*	160.06	160.06	269.54

**FTE totals are provided for informational purposes only. Changes in FTEs resulting from City Council or Human Resources Director actions outside of the budget process may not be detailed here*

The following information summarizes the programs in Transmission and Distribution - CIP Budget Summary Level:

DISTRIBUTION OTHER

The Distribution Other program funds the capital costs for the installation, major maintenance, rehabilitation, and replacement of other elements of the utility's transmission and distribution systems not included in other programs.

Expenditures/FTE	2020 Actuals	2021 Adopted	2022 Proposed
DISTRIBUTION OTHER	14,293,193	21,412,396	24,103,550
Full Time Equivalents Total	10.09	10.09	20.03

NETWORK

The Network program funds the capital costs for the installation, major maintenance, rehabilitation, and replacement of network system equipment.

Expenditures/FTE	2020 Actuals	2021 Adopted	2022 Proposed
NETWORK	19,528,227	26,713,358	24,534,112
Full Time Equivalents Total	29.30	29.30	37.85

Seattle City Light

RADIAL

The Radial program funds the capital costs for the installation, major maintenance, rehabilitation, and replacement of radial system equipment.

	2020 Actuals	2021 Adopted	2022 Proposed
Expenditures/FTE			
RADIAL	71,245,168	81,227,390	98,332,201
Full Time Equivalents Total	71.57	71.57	108.98

SUBSTATIONS

The Substation program funds the capital costs for the installation, major maintenance, rehabilitation, and replacement of substation equipment.

	2020 Actuals	2021 Adopted	2022 Proposed
Expenditures/FTE			
SUBSTATIONS	15,945,944	28,519,766	25,846,796
Full Time Equivalents Total	39.04	39.04	91.29

TRANSMISSION

The Transmission program funds the capital costs for the installation, major maintenance, rehabilitation, and replacement of transmission lines and other elements of the utility's transmission system.

	2020 Actuals	2021 Adopted	2022 Proposed
Expenditures/FTE			
TRANSMISSION	4,753,713	16,437,304	6,742,558
Full Time Equivalents Total	10.06	10.06	11.39

SCL - BC-CL-Z - Customer Focused - CIP

The purpose of the Customer Focused - CIP Budget Summary Level is to provide for the capital costs of rehabilitation and replacement of the utility's financial systems and information technology infrastructure, the development and implementation of large software applications, customer service connections, meters, and other customer-driven projects, including large inter-agency projects requiring utility services or relocations. This Budget Summary Level supports capital projects identified in the department's Capital Improvement Plan.

Program Expenditures	2020 Actuals	2021 Adopted	2022 Proposed
CUSTOMER AND BILLING	3,856,115	107,335	3,153,611
CUSTOMER IT SYSTEMS	2,102,070	1,829,581	1,393,061
CUSTOMER OTHER	232,444	-	-
LOCAL JURISDICTIONS	12,825,030	13,313,719	20,486,237
SERVICE CONNECTIONS	49,026,780	59,548,500	62,265,825
TRANSPORTATION RELOCATIONS	29,932,252	19,762,439	21,153,527
Total	97,974,692	94,561,574	108,452,261

Seattle City Light

Full-time Equivalents Total*	61.82	72.53	180.74
*FTE totals are provided for informational purposes only. Changes in FTEs resulting from City Council or Human Resources Director actions outside of the budget process may not be detailed here			

The following information summarizes the programs in Customer Focused - CIP Budget Summary Level:

CUSTOMER AND BILLING

The Customer and Billing program provides the funding to support a portion of the customer billing functions at the utility and to fund City Light's customer call center improvement program.

	2020 Actuals	2021 Adopted	2022 Proposed
Expenditures/FTE			
CUSTOMER AND BILLING	3,856,115	107,335	3,153,611

CUSTOMER IT SYSTEMS

The Customer IT Systems program provides for the capital costs of rehabilitation and replacement of the utility's customer information technology infrastructure, and the development and implementation of large software applications. This program supports capital projects identified in the department's Capital Improvement Plan.

	2020 Actuals	2021 Adopted	2022 Proposed
Expenditures/FTE			
CUSTOMER IT SYSTEMS	2,102,070	1,829,581	1,393,061
Full Time Equivalents Total	-	10.71	-

CUSTOMER OTHER

The Customer Other program provides funding to support the customer service engineering program and the Neighborhood Voluntary Undergrounding program.

	2020 Actuals	2021 Adopted	2022 Proposed
Expenditures/FTE			
CUSTOMER OTHER	232,444	-	-
Full Time Equivalents Total	0.13	0.13	-

LOCAL JURISDICTIONS

The Local Jurisdictions program funds the capital costs for projects in local jurisdictions requiring utility services or relocations.

	2020 Actuals	2021 Adopted	2022 Proposed
Expenditures/FTE			
LOCAL JURISDICTIONS	12,825,030	13,313,719	20,486,237
Full Time Equivalents Total	10.32	10.32	16.90

Seattle City Light

SERVICE CONNECTIONS

The Service Connections program funds the capital costs of customer service connections and meters.

	2020 Actuals	2021 Adopted	2022 Proposed
Expenditures/FTE			
SERVICE CONNECTIONS	49,026,780	59,548,500	62,265,825
Full Time Equivalents Total	42.66	42.66	148.87

TRANSPORTATION RELOCATIONS

The Transportation Relocations program funds the capital costs for large inter-agency transportation projects requiring utility services or relocations.

	2020 Actuals	2021 Adopted	2022 Proposed
Expenditures/FTE			
TRANSPORTATION RELOCATIONS	29,932,252	19,762,439	21,153,527
Full Time Equivalents Total	8.71	8.71	14.97

SCL - BO-CL-A - Leadership and Administration

The purpose of the Leadership and Administration Budget Summary Level is to provide overall management and policy direction for Seattle City Light and to provide core management and administrative services such as communications, finance, human resources, facility management and IT program support. This BSL is also utilized to provide for the general expenses of the utility that are not attributable to a specific organizational unit such as insurance and bond issue costs, legal fees, indirect costs related to employee benefits and PTO, general claims costs, and services provided by the City's internal services departments through the central cost allocation mechanism.

Program Expenditures	2020 Actuals	2021 Adopted	2022 Proposed
CITY ALLOCATIONS	-	64,478,959	-
DEPARTMENT WIDE COSTS	-	46,093,273	-
Indirect Cost Recovery	-	(111,554,271)	-
Indirect Cost Recovery Offset	(7,509,106)	-	-
PEOPLE AND CULTURE ADMIN O&M	15,584,262	(64,566)	-
Pooled Benefits and PTO	-	70,535,403	-
Total	8,075,155	69,488,798	-
Full-time Equivalents Total*	90.17	218.50	-

**FTE totals are provided for informational purposes only. Changes in FTEs resulting from City Council or Human Resources Director actions outside of the budget process may not be detailed here*

The following information summarizes the programs in Leadership and Administration Budget Summary Level:

Seattle City Light

CITY ALLOCATIONS

The City Allocations program funds the costs for city services that are provided to the utility.

Expenditures/FTE	2020 Actuals	2021 Adopted	2022 Proposed
CITY ALLOCATIONS	-	64,478,959	-

DEPARTMENT WIDE COSTS

The Departmentwide Costs program funds departmentwide O&M services that support other programs.

Expenditures/FTE	2020 Actuals	2021 Adopted	2022 Proposed
DEPARTMENT WIDE COSTS	-	46,093,273	-
Full Time Equivalents Total	-	218.50	-

Indirect Cost Recovery

The Indirect Cost Recovery program offsets the overhead costs applied to the capital programs in the Leadership & Administration - General Expense BSL.

Expenditures/FTE	2020 Actuals	2021 Adopted	2022 Proposed
Indirect Cost Recovery	-	(111,554,271)	-

Indirect Cost Recovery Offset

The Indirect Cost Recovery program offsets the overhead costs applied to the capital programs in the Leadership & Administration - People and Culture BSL.

Expenditures/FTE	2020 Actuals	2021 Adopted	2022 Proposed
Indirect Cost Recovery Offset	(7,509,106)	-	-

PEOPLE AND CULTURE ADMIN O&M

The People and Culture Administration O&M program funds the O&M costs for employee and management support services. These including safety programs, organizational development, training, administrative support, and labor relations.

Expenditures/FTE	2020 Actuals	2021 Adopted	2022 Proposed
PEOPLE AND CULTURE ADMIN O&M	15,584,262	(64,566)	-
Full Time Equivalents Total	90.17	-	-

Seattle City Light

Pooled Benefits and PTO

The Pooled Benefits program funds costs for health and dental insurance, workers compensation, and unemployment insurance contributions.

Expenditures/FTE	2020 Actuals	2021 Adopted	2022 Proposed
Pooled Benefits and PTO	-	70,535,403	-

SCL - BO-CL-ADMIN - Leadership and Administration

The purpose of the Leadership and Administration Budget Summary Level is to provide overall management and policy direction for Seattle City Light and to provide core management and administrative services such as communications, finance, human resources, facility management and IT program support. This BSL is also utilized to provide for the general expenses of the utility that are not attributable to a specific organizational unit such as insurance and bond issue costs, legal fees, indirect costs related to employee benefits and PTO, general claims costs, and services provided by the City's internal services departments through the central cost allocation mechanism.

Program Expenditures	2020 Actuals	2021 Adopted	2022 Proposed
City Indirect Costs	-	-	64,772,123
Department GA Indirect Recovery	-	-	(41,434,147)
Departmental Indirect Costs	-	-	118,230,841
Divisional Indirect	-	-	4,760,669
PTO and Benefits Indirect Costs	-	-	4,058,856
Total	-	-	150,388,342
Full-time Equivalents Total*	-	-	558.88

**FTE totals are provided for informational purposes only. Changes in FTEs resulting from City Council or Human Resources Director actions outside of the budget process may not be detailed here*

The following information summarizes the programs in Leadership and Administration Budget Summary Level:

City Indirect Costs

The City Indirect Costs program funds the costs for city services that are provided to the utility.

Expenditures/FTE	2020 Actuals	2021 Adopted	2022 Proposed
City Indirect Costs	-	-	64,772,123

Seattle City Light

Department GA Indirect Recovery

The Department General and Administrative Indirect Recovery program offsets the overhead costs applied to the capital programs in the Leadership and Administration BSL.

	2020 Actuals	2021 Adopted	2022 Proposed
Expenditures/FTE			
Department GA Indirect Recovery	-	-	(41,434,147)

Departmental Indirect Costs

The Department Indirect Costs program funds departmentwide O&M services that support other programs.

	2020 Actuals	2021 Adopted	2022 Proposed
Expenditures/FTE			
Departmental Indirect Costs	-	-	118,230,841
Full Time Equivalents Total	-	-	505.53

Divisional Indirect

The Divisional Indirect Costs program funds Administrative and General O&M services in operational divisions.

	2020 Actuals	2021 Adopted	2022 Proposed
Expenditures/FTE			
Divisional Indirect	-	-	4,760,669
Full Time Equivalents Total	-	-	53.35

PTO and Benefits Indirect Costs

The Pooled Benefits Indirect Costs program funds costs for health and dental insurance, workers compensation, and unemployment insurance contributions.

	2020 Actuals	2021 Adopted	2022 Proposed
Expenditures/FTE			
PTO and Benefits Indirect Costs	-	-	4,058,856

SCL - BO-CL-C - Customer Service

The purpose of the Customer Service Budget Summary Level is to provide customer experience support specific to customer information systems and to implement demand-side conservation measures that offset the need for additional generation resources.

Program Expenditures	2020 Actuals	2021 Adopted	2022 Proposed
CHIEF OF STAFF O&M	2,689,926	-	-
GENERAL MANAGER ADMIN O&M	9,429,180	(29,164)	-
GENERAL MANAGER OPS O&M	10,287,777	48,052,846	-

Seattle City Light

Total	22,406,884	48,023,682	-
Full-time Equivalents Total*	312.39	266.15	-
*FTE totals are provided for informational purposes only. Changes in FTEs resulting from City Council or Human Resources Director actions outside of the budget process may not be detailed here			

The following information summarizes the programs in Customer Service Budget Summary Level:

CHIEF OF STAFF O&M

The Chief of Staff O&M program provides support for the Chief of Staff.

	2020	2021	2022
Expenditures/FTE	Actuals	Adopted	Proposed
CHIEF OF STAFF O&M	2,689,926	-	-

GENERAL MANAGER ADMIN O&M

The General Manager Administration O&M program provides administrative support for staff working in the areas of customer service, communication, and governmental affairs.

	2020	2021	2022
Expenditures/FTE	Actuals	Adopted	Proposed
GENERAL MANAGER ADMIN O&M	9,429,180	(29,164)	-
Full Time Equivalents Total	46.24	-	-

GENERAL MANAGER OPS O&M

The General Manager Operations O&M program provides the operational support to carry out the customer service and communications functions.

	2020	2021	2022
Expenditures/FTE	Actuals	Adopted	Proposed
GENERAL MANAGER OPS O&M	10,287,777	48,052,846	-
Full Time Equivalents Total	266.15	266.15	-

SCL - BO-CL-CUSTCARE - Customer Care

The purpose of the Customer Service Budget Summary Level is to provide customer experience support specific to customer information systems and to implement demand-side conservation measures that offset the need for additional generation resources.

Program Expenditures	2020	2021	2022
	Actuals	Adopted	Proposed
Conservation Expenses	-	-	2,153,921
Customer Accounts & Services	-	-	36,927,718
Total	-	-	39,081,639
Full-time Equivalents Total*	-	-	132.15

Seattle City Light

**FTE totals are provided for informational purposes only. Changes in FTEs resulting from City Council or Human Resources Director actions outside of the budget process may not be detailed here*

The following information summarizes the programs in Customer Care Budget Summary Level:

Conservation Expenses

The Conservation Expenses program provides O&M funding for demand-side conservation measures that offset the need for additional generation resources.

	2020 Actuals	2021 Adopted	2022 Proposed
Expenditures/FTE			
Conservation Expenses	-	-	2,153,921

Customer Accounts & Services

The Customer Accounts and Services program provides O&M funding for customer experience support.

	2020 Actuals	2021 Adopted	2022 Proposed
Expenditures/FTE			
Customer Accounts & Services	-	-	36,927,718
Full Time Equivalents Total	-	-	132.15

SCL - BO-CL-D - Debt Services

The purpose of the Debt Service Budget Summary Level is to meet principal repayment and interest obligations on funds borrowed to meet City Light's capital expenditure requirements.

Program Expenditures	2020 Actuals	2021 Adopted	2022 Proposed
DEBT SVS OPS	224,080,112	237,513,203	-
Total	224,080,112	237,513,203	-

**FTE totals are provided for informational purposes only. Changes in FTEs resulting from City Council or Human Resources Director actions outside of the budget process may not be detailed here*

SCL - BO-CL-DEBTSRVC - Debt Service

The purpose of the Debt Service Budget Summary Level is to meet principal repayment and interest obligations on funds borrowed to meet City Light's capital expenditure requirements.

Program Expenditures	2020 Actuals	2021 Adopted	2022 Proposed
Debt Service	-	-	245,827,885
Total	-	-	245,827,885

Seattle City Light

**FTE totals are provided for informational purposes only. Changes in FTEs resulting from City Council or Human Resources Director actions outside of the budget process may not be detailed here*

SCL - BO-CL-E - Power System Operations and Asset Management O&M

The purpose of the Power System Operations, and Asset Management O&M Budget Summary Level is to provide support for the asset management and power system functions.

Program Expenditures	2020 Actuals	2021 Adopted	2022 Proposed
SYS OPS & ASSET MGMT ADMIN O&M	9,551,172	17,374,559	-
SYS OPS & ASSET MGMT OPS O&M	16,376,008	24,390,294	-
Total	25,927,180	41,764,853	-
Full-time Equivalents Total*	219.00	219.00	-

**FTE totals are provided for informational purposes only. Changes in FTEs resulting from City Council or Human Resources Director actions outside of the budget process may not be detailed here*

The following information summarizes the programs in Power System Operations and Asset Management O&M Budget Summary Level:

SYS OPS & ASSET MGMT ADMIN O&M

The Power System Operations and Asset Management Administration O&M program funds the administrative work associated with asset management and system operations.

Expenditures/FTE	2020 Actuals	2021 Adopted	2022 Proposed
SYS OPS & ASSET MGMT ADMIN O&M	9,551,172	17,374,559	-
Full Time Equivalents Total	117.66	117.66	-

SYS OPS & ASSET MGMT OPS O&M

The Power System Operations and Asset Management Operations O&M program funds the operational work associated with asset management and system operations.

Expenditures/FTE	2020 Actuals	2021 Adopted	2022 Proposed
SYS OPS & ASSET MGMT OPS O&M	16,376,008	24,390,294	-
Full Time Equivalents Total	101.34	101.34	-

Seattle City Light

SCL - BO-CL-F - Leadership and Administration - Financial Services O&M

The purpose of the Leadership and Administration - Financial Services O&M Budget Summary Level is to manage the utility's financial health through planning and provision of information to make financial decisions. Information technology services are also provided through this Budget Summary Level to support systems and applications used throughout the utility.

Program Expenditures	2020 Actuals	2021 Adopted	2022 Proposed
FINANCIAL SERVICES O&M	10,373,259	-	-
Indirect Cost Recovery Offset	(7,509,106)	-	-
Total	2,864,152	-	-
Full-time Equivalents Total*	81.09	-	-

**FTE totals are provided for informational purposes only. Changes in FTEs resulting from City Council or Human Resources Director actions outside of the budget process may not be detailed here*

The following information summarizes the programs in Leadership and Administration - Financial Services O&M Budget Summary Level:

FINANCIAL SERVICES O&M

The Financial Services O&M program funds the O&M work required to manage the utility's financial planning, financial reporting, risk mitigation, and information technology systems and applications.

Expenditures/FTE	2020 Actuals	2021 Adopted	2022 Proposed
FINANCIAL SERVICES O&M	10,373,259	-	-
Full Time Equivalents Total	81.09	-	-

Indirect Cost Recovery Offset

The Indirect Cost Recovery program offsets the overhead costs applied to the capital programs in the Leadership & Administration - Financial Services O&M BSL.

Expenditures/FTE	2020 Actuals	2021 Adopted	2022 Proposed
Indirect Cost Recovery Offset	(7,509,106)	-	-

SCL - BO-CL-G - Generation Operations and Engineering O&M

The purpose of the Generation Operations and Engineering O&M Budget Summary Level is to provide power to City Light customers by engineering and operating the power production facilities in a clean, safe, efficient, and reliable manner. The utility's power production engineering and generation operations are included in this Budget Summary Level.

Program Expenditures	2020 Actuals	2021 Adopted	2022 Proposed
GENERATION OPS & ENG ADMIN O&M	27,386,384	29,570,112	-

Seattle City Light

Total	27,386,384	29,570,112	-
Full-time Equivalents Total*	177.89	177.89	-
*FTE totals are provided for informational purposes only. Changes in FTEs resulting from City Council or Human Resources Director actions outside of the budget process may not be detailed here			

SCL - BO-CL-L - Long Term Purchased Power

The purpose of the Long-Term Purchased Power Budget Summary Level is to acquire wholesale power, transmission, and other related services (including renewable energy credits) to meet the utility's long-term demand for power. This Budget Summary Level provides appropriations for planned transactions beyond 24 months in advance.

Program Expenditures	2020 Actuals	2021 Adopted	2022 Proposed
LONG TERM PURCH PWR OPS O&M	287,608,555	276,523,694	-
Total	287,608,555	276,523,694	-

*FTE totals are provided for informational purposes only. Changes in FTEs resulting from City Council or Human Resources Director actions outside of the budget process may not be detailed here

SCL - BO-CL-N - Leadership and Administration - General Expense

The purpose of the Leadership and Administration - General Expense Budget Summary Level is to provide for the general expenses of the utility that, for the most part, are not directly attributable to a specific organizational unit. These expenditures include insurance, bond issue costs, bond maintenance fees, audit costs, Law Department legal fees, external legal fees, employee benefits (medical and retirement costs), industrial insurance costs, general claims costs, and services provided by the City's internal services departments through the central cost allocation mechanism.

Program Expenditures	2020 Actuals	2021 Adopted	2022 Proposed
CITY ALLOCATIONS	54,383,919	-	-
DEPARTMENT WIDE COSTS	38,209,374	-	-
Indirect Cost Recovery	(109,258,692)	-	-
Pooled Benefits and PTO	74,938,679	-	-
Total	58,273,281	-	-

*FTE totals are provided for informational purposes only. Changes in FTEs resulting from City Council or Human Resources Director actions outside of the budget process may not be detailed here

The following information summarizes the programs in Leadership and Administration - General Expense Budget Summary Level:

Seattle City Light

CITY ALLOCATIONS

The City Allocations program funds the costs for city services that are provided to the utility.

Expenditures/FTE	2020 Actuals	2021 Adopted	2022 Proposed
CITY ALLOCATIONS	54,383,919	-	-

DEPARTMENT WIDE COSTS

The Departmentwide Costs program funds departmentwide O&M services that support other programs.

Expenditures/FTE	2020 Actuals	2021 Adopted	2022 Proposed
DEPARTMENT WIDE COSTS	38,209,374	-	-

Indirect Cost Recovery

The Indirect Cost Recovery program offsets the overhead costs applied to the capital programs in the Leadership & Administration - General Expense BSL.

Expenditures/FTE	2020 Actuals	2021 Adopted	2022 Proposed
Indirect Cost Recovery	(109,258,692)	-	-

Pooled Benefits and PTO

The Pooled Benefits program funds costs for health and dental insurance, workers compensation, and unemployment insurance contributions.

Expenditures/FTE	2020 Actuals	2021 Adopted	2022 Proposed
Pooled Benefits and PTO	74,938,679	-	-

SCL - BO-CL-O - Leadership and Administration - Facilities and Oversight

The purpose of the Leadership and Administration - Facilities and Oversight Budget Summary Level is to provide security and facilities management, risk oversight, and compliance with NERC regulations. The utility's legal affairs functions are included in this Budget Summary Level.

Program Expenditures	2020 Actuals	2021 Adopted	2022 Proposed
FACILITIES ADMIN O&M	9,340,474	-	-
Total	9,340,474	-	-
Full-time Equivalents Total*	1.00	-	-

Seattle City Light

**FTE totals are provided for informational purposes only. Changes in FTEs resulting from City Council or Human Resources Director actions outside of the budget process may not be detailed here*

SCL - BO-CL-P - Energy Innovation and Resources O&M

The purpose of the Energy Innovation and Resources O&M Budget Summary Level is to support transportation electrification, solar, and other technologies, implement demand-side conservation measures that offset the need for additional generation resources, and monitor compliance with federal electric reliability standards. The power marketing operations of the utility are also included in this Budget Summary Level.

Program Expenditures	2020 Actuals	2021 Adopted	2022 Proposed
CES DEF O&M	-	-	-
ENERGY INNOVATION & RESOURCES ADMIN	46,419,101	8,637,245	-
ENERGY INNOVATION & RESOURCES O&M	10,960,035	14,806,568	-
Total	57,379,135	23,443,814	-
Full-time Equivalents Total*	44.66	44.66	-

**FTE totals are provided for informational purposes only. Changes in FTEs resulting from City Council or Human Resources Director actions outside of the budget process may not be detailed here*

The following information summarizes the programs in Energy Innovation and Resources O&M Budget Summary Level:

CES DEF O&M

The Customer Energy Solutions Deferred O&M program funds Deferred O&M costs for conservation incentives and other energy efficiency programs. The program provides a multi-year benefit to the utility and the O&M costs are deferred to align with the conservation benefits.

Expenditures/FTE	2020 Actuals	2021 Adopted	2022 Proposed
CES DEF O&M	-	-	-

ENERGY INNOVATION & RESOURCES ADMIN

The Energy Innovation and Resources Administration program funds administrative costs for power marketing, transportation electrification, solar and other technologies, demand-side conservation measures that offset the need for additional generation resources, and the monitoring of compliance with federal electric reliability standards.

Expenditures/FTE	2020 Actuals	2021 Adopted	2022 Proposed
ENERGY INNOVATION & RESOURCES ADMIN	46,419,101	8,637,245	-
Full Time Equivalents Total	16.30	16.30	-

Seattle City Light

ENERGY INNOVATION & RESOURCES O&M

The Energy Innovation and Resources O&M programs fund O&M costs for power marketing, transportation electrification, solar and other technologies, demand-side conservation measures that offset the need for additional generation resources, and the monitoring of compliance with federal electric reliability standards.

Expenditures/FTE	2020 Actuals	2021 Adopted	2022 Proposed
ENERGY INNOVATION & RESOURCES O&M	10,960,035	14,806,568	-
Full Time Equivalents Total	28.36	28.36	-

SCL - BO-CL-PWRSUPPLY - Power Supply O&M

The purpose of the Power Supply O&M Budget Summary Level is to support transportation electrification, solar, and other technologies; implement demand-side conservation measures that offset the need for additional generation resources; and monitor compliance with federal electric reliability standards. The power marketing operations of the utility are also included in this Budget Summary Level.

Program Expenditures	2020 Actuals	2021 Adopted	2022 Proposed
Purchased Power/Power Supply	-	-	328,723,748
Total	-	-	328,723,748
Full-time Equivalents Total*	-	-	64.95

**FTE totals are provided for informational purposes only. Changes in FTEs resulting from City Council or Human Resources Director actions outside of the budget process may not be detailed here*

SCL - BO-CL-Q - Taxes

The purpose of the Taxes Budget Summary Level is to pay City Light's legally required tax payments for state, city, and local jurisdictions. This Budget Summary Level includes funding for franchise contract payments negotiated with local jurisdictions in City Light's service territory.

Program Expenditures	2020 Actuals	2021 Adopted	2022 Proposed
TAXES OPS O&M	107,211,637	107,361,424	-
Total	107,211,637	107,361,424	-

**FTE totals are provided for informational purposes only. Changes in FTEs resulting from City Council or Human Resources Director actions outside of the budget process may not be detailed here*

Seattle City Light

SCL - BO-CL-S - Short Term Purchased Power

The purpose of the Short-Term Purchased Power Budget Summary Level is to acquire wholesale power, transmission, and other related services (including renewable energy credits) to manage the utility's short-term demand given the variability of hydroelectric power. This Budget Summary Level provides appropriations for planned transactions up to 24 months in advance.

Program Expenditures	2020 Actuals	2021 Adopted	2022 Proposed
SHORT TERM PURCH PWR OPS O&M	21,852,702	45,410,408	-
Total	21,852,702	45,410,408	-

**FTE totals are provided for informational purposes only. Changes in FTEs resulting from City Council or Human Resources Director actions outside of the budget process may not be detailed here*

SCL - BO-CL-T - Transmission and Distribution O&M

The purpose of the Transmission and Distribution O&M Budget Summary Level is to provide reliable electricity to customers through operation and maintenance of City Light's overhead and underground distribution systems, substations, and transmission systems. The utility's energy delivery engineering and customer operations functions are included in this Budget Summary Level.

Program Expenditures	2020 Actuals	2021 Adopted	2022 Proposed
TRANSMISSION & DISTRIB ADMIN O&M	17,092,520	12,243,452	-
TRANSMISSION & DISTRIB FLEET O&M	8,605,345	16,635,600	-
TRANSMISSION & DISTRIB POWER DISTRIB OPS O&M	69,358,103	70,329,316	-
Total	95,055,968	99,208,368	-
Full-time Equivalents Total*	508.75	508.75	-

**FTE totals are provided for informational purposes only. Changes in FTEs resulting from City Council or Human Resources Director actions outside of the budget process may not be detailed here*

The following information summarizes the programs in Transmission and Distribution O&M Budget Summary Level:

TRANSMISSION & DISTRIB ADMIN O&M

The Transmission & Distribution Administration O&M program funds the administrative work with City Light's overhead and underground distribution systems, substations and transmission systems.

Expenditures/FTE	2020 Actuals	2021 Adopted	2022 Proposed
TRANSMISSION & DISTRIB ADMIN O&M	17,092,520	12,243,452	-
Full Time Equivalents Total	103.65	103.65	-

Seattle City Light

TRANSMISSION & DISTRIB FLEET O&M

The Transmission & Distribution Fleet program funds fleet management and support for distribution, transmission and generation programs.

Expenditures/FTE	2020 Actuals	2021 Adopted	2022 Proposed
TRANSMISSION & DISTRIB FLEET O&M	8,605,345	16,635,600	-
Full Time Equivalents Total	81.94	81.94	-

TRANSMISSION & DISTRIB POWER DISTRIB OPS O&M

The Transmission & Distribution Power Distribution Operations O&M program funds the operation and maintenance of City Light's overhead and underground distribution systems; engineering of energy delivery; customer operation services such as metering, billing, and account management; substations; and transmission systems.

Expenditures/FTE	2020 Actuals	2021 Adopted	2022 Proposed
TRANSMISSION & DISTRIB POWER DISTRIB OPS O&M	69,358,103	70,329,316	-
Full Time Equivalents Total	323.16	323.16	-

SCL - BO-CL-TAXES - Taxes

The purpose of the Taxes Budget Summary Level is to pay City Light's legally required tax payments for state, city, and local jurisdictions. This Budget Summary Level includes funding for franchise contract payments negotiated with local jurisdictions in City Light's service territory.

Program Expenditures	2020 Actuals	2021 Adopted	2022 Proposed
Taxes	-	-	114,320,504
Total	-	-	114,320,504

**FTE totals are provided for informational purposes only. Changes in FTEs resulting from City Council or Human Resources Director actions outside of the budget process may not be detailed here*

SCL - BO-CL-UTILOPS - Utility Operations O&M

The purpose of the Utility Operations O&M Budget Summary Level is to provide reliable electricity to customers through operation and maintenance of City Light's power production facilities, substations, transmission systems, and overhead and underground distribution systems in a clean, safe, efficient, reliable, and environmentally responsible manner. The utility's energy delivery engineering, power production engineering, generation operations, asset management, power system functions, renewable resource development programs, hydroelectric relicensing, and real estate are also included in this Budget Summary Level.

Seattle City Light

Program Expenditures	2020 Actuals	2021 Adopted	2022 Proposed
Distribution O&M	-	-	72,916,919
Generation O&M	-	-	33,749,225
Transmission O&M	-	-	22,825,618
Total	-	-	129,491,762
Full-time Equivalents Total*	-	-	526.92
*FTE totals are provided for informational purposes only. Changes in FTEs resulting from City Council or Human Resources Director actions outside of the budget process may not be detailed here			

The following information summarizes the programs in Utility Operations O&M Budget Summary Level:

Distribution O&M

The Distribution Operations and Maintenance program funds the operation and maintenance of City Light's overhead and underground distribution systems.

Expenditures/FTE	2020 Actuals	2021 Adopted	2022 Proposed
Distribution Oper & Mntnc	-	-	72,916,919
Full Time Equivalents Total	-	-	287.08

Generation O&M

The Generation Operations and Maintenance program funds the operation and maintenance of City Light's power production facilities.

Expenditures/FTE	2020 Actuals	2021 Adopted	2022 Proposed
Generation Oper & Mntnc	-	-	33,749,225
Full Time Equivalents Total	-	-	125.63

Transmission O&M

The Transmission Operations and Maintenance program funds the operation and maintenance of City Light's substation and transmission systems.

Expenditures/FTE	2020 Actuals	2021 Adopted	2022 Proposed
Transmission Oper & Mntnc	-	-	22,825,618
Full Time Equivalents Total	-	-	114.21

Seattle City Light

SCL - BO-CL-V - Environmental Affairs O&M

The purpose of the Environmental Affairs O&M Budget Summary Level is to help the utility generate and deliver energy in an environmentally responsible manner. This Budget Summary Level also supports the utility's renewable resource development programs, hydro relicensing, and real estate.

Program Expenditures	2020 Actuals	2021 Adopted	2022 Proposed
ENVIRO AFFAIRS ADMIN O&M	9,296,632	10,052,374	-
ENVIRO AFFAIRS DEFERRED O&M	3,205,325	2,327,806	-
ENVIRO AFFAIRS OPS O&M	4,819,556	5,253,589	-
Total	17,321,513	17,633,770	-
Full-time Equivalents Total*	51.00	51.00	-

**FTE totals are provided for informational purposes only. Changes in FTEs resulting from City Council or Human Resources Director actions outside of the budget process may not be detailed here*

The following information summarizes the programs in Environmental Affairs O&M Budget Summary Level:

ENVIRO AFFAIRS ADMIN O&M

The Environmental Affairs Administration O&M program performs the administrative work associated with utility generation and the delivery of energy in an environmentally responsible manner. This program also supports the utility's renewable resource development programs, hydro relicensing, and real estate.

Expenditures/FTE	2020 Actuals	2021 Adopted	2022 Proposed
ENVIRO AFFAIRS ADMIN O&M	9,296,632	10,052,374	-
Full Time Equivalents Total	19.03	19.03	-

ENVIRO AFFAIRS DEFERRED O&M

The Environmental Affairs Deferred O&M program funds the deferred O&M costs related to the utility's generation and the delivery of energy in an environmentally responsible manner. This program also supports the utility's renewable resource development programs, hydro relicensing, and real estate.

Expenditures/FTE	2020 Actuals	2021 Adopted	2022 Proposed
ENVIRO AFFAIRS DEFERRED O&M	3,205,325	2,327,806	-
Full Time Equivalents Total	4.90	4.90	-

ENVIRO AFFAIRS OPS O&M

Seattle City Light

The Environmental Affairs Operations O&M program performs operational work associated with utility generation and the delivery of energy in an environmentally responsible manner. This program also supports the utility's renewable resource development programs, hydro relicensing, and real estate.

	2020	2021	2022
Expenditures/FTE	Actuals	Adopted	Proposed
ENVIRO AFFAIRS OPS O&M	4,819,556	5,253,589	-
Full Time Equivalents Total	27.08	27.08	-

Seattle Public Utilities

Mami Hara, General Manager & CEO

(206) 684-3000

<http://www.seattle.gov/util/>

Department Overview

Seattle Public Utilities (SPU) provides reliable, efficient and environmentally conscious utility services to enhance the quality of life and livability in all communities SPU serves. SPU operates three distinct utilities: Drainage and Wastewater, Solid Waste, and Water. The three utilities each have unique revenue sources and capital improvement projects but share many operations and administration activities within SPU and the City.

Drainage and Wastewater: The Drainage and Wastewater Utility collects and disposes or discharges storm runoff and wastewater from residences, businesses, institutions and public properties within the City. In addition to handling sewage and storm water runoff, Drainage and Wastewater works with other government agencies and private parties to address Federal EPA-mandated sediment cleanup projects where contamination is linked to storm water or sewage, such as Gas Works Park and the Lower Duwamish Waterway. The Drainage and Wastewater systems include approximately 448 miles of separated sanitary sewers, 968 miles of combined sewers, 481 miles of storm drains, 68 pump stations, 84 permitted combined sewer overflow outfalls, 290 storm drain outfalls, 578 water quality structures, 295 drainage flow control facilities, and 38 combined sewer overflow control detention tanks and pipes.

Solid Waste: The Solid Waste Utility collects and processes recycling, compostables, and residential and commercial garbage to promote public health and safety, quality of life, and environmental stewardship. The City owns and operates two transfer stations, two household hazardous waste facilities, a fleet of trucks and heavy equipment, and several closed landfills. The Solid Waste Capital Improvement Plan (CIP) supports the transfer stations, heavy equipment, and post-closure projects on landfills previously used by the City. In addition, SPU contracts with private companies who collect household refuse, compostable material, and recyclables. The companies deliver the material to recycling and composting facilities and to transfer stations for its ultimate processing or disposal. In concert with its waste handling and disposal activities, Solid Waste engages its customers in environmental sustainability programs that promote recycling, composting and reducing waste generation. Solid Waste also works to keep Seattle clean, by targeting illegal dumping, automobile abandonment, graffiti removal and providing public litter cans and recycling bins across Seattle.

Water: The Water Utility provides reliable, clean, and safe water to more than 1.5 million customers in and around Seattle for consumption and other uses. The water delivery system extends from Edmonds to Des Moines and from Puget Sound to Lake Joy near Duval. SPU delivers water directly to its customers in Seattle and adjacent areas and provides wholesale water to 21 suburban water utilities and interlocal associations for distribution to their customers. The Water Utility includes 1,800 miles of pipeline, 30 pump stations, two primary water treatment plants, 11 booster chlorination facilities, three wells and 104,000 acres in two watersheds. The Utility builds, operates, and maintains the City's water infrastructure to ensure system reliability, to conserve and enhance the region's environmental resources, and to protect public health and safety. SPU engages the community in conservation efforts to reduce water consumption.

SPU monitors its funds using Council-adopted financial performance metrics developed in advisement with external financial advisors. These metrics include net income, cash balances, cash contributions to CIP, debt service coverage (a measure of revenue available to fulfill annual debt service obligations), and, for the Drainage and Wastewater Fund, debt to asset ratio. Based on these metrics, among other factors, rating agencies have assigned all three of funds with strong, investment grade bond ratings in line with peer west coast utilities, noting specifically elected officials' commitment to sound financial management and a history of adopting prudent rates. Water bonds are rated AA+ and Aaa, Drainage and Wastewater bonds are rated AA+ and Aa1, and Solid Waste bonds are rated AA+ and Aa3 by S&P and Moody's, respectively. Strong ratings help to minimize borrowing costs and, in turn, customers'

Seattle Public Utilities

bills into the long-term.

Budget Snapshot

	2020 Actuals	2021 Adopted	2022 Proposed
Department Support			
General Fund Support	13,054,811	20,799,276	22,343,421
Other Funding - Operating	858,420,731	958,177,560	971,657,947
Total Operations	871,475,542	978,976,836	994,001,368
Capital Support			
Other Funding - Capital	238,147,992	420,467,259	322,747,637
Total Capital	238,147,992	420,467,259	322,747,637
Total Appropriations	1,109,623,533	1,399,444,095	1,316,749,005
Full-Time Equivalents Total*	1,433.30	1,440.30	1,477.30

* FTE totals are provided for informational purposes only. Changes in FTEs resulting from City Council or Human Resources Director actions outside of the budget process may not be detailed here

Budget Overview

The 2022 Proposed Budget for Seattle Public Utilities (SPU) maintains SPU's role of providing essential services to Seattle residents and businesses during this period of economic and public health challenges. As a result of the COVID-19 pandemic, SPU has worked to support customers in need of financial assistance and has provided crucial public hygiene services for the unsheltered population. Due to the pandemic, SPU delayed the adoption of the 2021-2026 Strategic Business Plan until 2021 as well as a scheduled water rate ordinance to keep 2021 water rates at their 2020 levels. The 2022 Proposed Budget includes adjustments based on updated financial planning as well as changes reflected in capital planning. The net impact of these changes decreases SPU's Proposed Budget by \$84 million.

Strategic Business Plan Overview

In 2021, the city adopted the 2021-2026 Strategic Business Plan that guides the Utility's operations and investments. This updated plan reduced the growth of rates across all lines of business from 5.2% to 4.2 % annually, an approximately 20 percent reduction. A nine-member Customer Review Panel oversaw the development of the plan. The new plan sets a transparent and integrated direction for all SPU utilities and contains projected six-year rate paths for water, drainage, wastewater, and solid waste lines of business. SPU will continue with programmatic reprioritization, efficiency improvements, and refinement of the CIP and operating budgets outlined in the 2021-2026 plan to streamline utility services and deliver on regulatory requirements.

Drainage and Wastewater Highlights

The city adopted Drainage and Wastewater Rates in September 2021 that are lower than the endorsed rates from the 2021-2026 Strategic Business Plan. Drainage rates will grow by 6.0% in 2022, while wastewater rates will grow

Seattle Public Utilities

by 2.0%. SPU wastewater rates include King County treatment rates that are passed through to customers.

Efficiencies, Reductions, and Deferrals:

The 2022 Proposed Budget decreases the Drainage and Wastewater Operations and Maintenance (O&M) budget by \$5.4 million relative to the 2021 Adopted Budget. This reflects various technical changes related to taxes and fees, debt service, major service contracts, central costs, labor-related changes, and other miscellaneous changes.

The 2022-2027 Proposed CIP reduces the Drainage and Wastewater Fund budget by an overall \$44.8 million in 2022. This reflects updated project timelines and scope shifts as well as strategic priorities. Updates include:

- Deferring \$25.4 million in costs associated with construction of Natural Drainage System projects and the Taylor Creek Restoration Project by shifting construction from 2021 to 2022;
- Increasing by \$10.2 million funding for projects to reduce flooding, sewer backups, and landslides;
- Decreasing by \$4.5 million funding for the Ship Canal Water Quality Project due to an updated construction schedule;
- Decreasing Shared Cost Projects by \$22.6 million in 2022 with changes primarily coming from a decrease of \$10.8 million in projects related to Move Seattle and a \$11.3 million decrease from South Operations Center costs shifting from 2022 to 2023.

None of the efficiencies, reductions, or deferrals are expected to adversely affect services provided to customers or significantly change long-term goals of capital projects.

For more information on SPU's capital projects, please see the accompanying 2022-2027 Proposed CIP.

Water Highlights

The Water Line of Business delivers potable water directly to retail customers both inside the City and in adjacent areas. In 2020, retail customers provided about 75% of the Water Fund's operating revenues, with roughly equal revenues coming from residential and commercial users. SPU also delivers water to districts and agencies who then deliver water to their direct customers. This wholesaling of water represented about 20% of Water's operating revenues in 2020. The remaining revenue was generated by non-rate fees and other sources.

As a result of the COVID-19 pandemic, stay-at-home orders, and social distancing guidelines, consumption and revenue patterns have shifted dramatically since March 2020. Billed residential consumption and revenue have exceeded forecast by a considerable amount while billed consumption and revenue for General Service (commercial and multifamily residential) have been well below forecast. In total, retail consumption declined 4.7% and retail revenue declined 2.9%.

The Water Line of Business has moved away from a period of intensive capital investment in new projects and is transitioning into maintenance and improvements of the existing transmission and distribution systems. SPU will continue its efforts to complete reservoir retrofits and covering, water supply and asset preservation projects as detailed in the 2022-2027 Proposed CIP.

Due to the pandemic, SPU deferred introducing new water rates from 2020 to 2021 and did not increase rates in 2021. The City Council adopted Water Rates for 2022-2023 in September 2021. Retail water rates will increase an average of 2.6% in 2022.

Changes to the Water Fund: The 2022 Proposed Budget increases the Water O&M budget by \$10.8 million compared to the 2021 Adopted Budget. This reflects various technical changes to taxes and fees, debt service, central costs, labor-related changes, and other miscellaneous adjustments.

The 2022 Proposed Budget and 2022-2027 Proposed CIP reduces the Water Fund core and shared CIP budgets by \$11.2 million. This decrease is primarily due to a decrease of \$13.6 million in the Shared Cost Project BCL from the delay of the Center City Connector project.

Seattle Public Utilities

For more information on these changes, please see the accompanying 2022-2027 Proposed CIP.

Solid Waste Highlights

The Solid Waste Line of Business provides collection services to residents and businesses within Seattle. Financial support of this service is primarily generated through charges based on the amount of garbage collected from residential and commercial waste collection contracts. Solid Waste will pursue opportunities for efficiencies in service delivery as it anticipates decreased demand for services as a result of its conservation efforts to reduce solid waste and increase recycling activity.

Solid Waste Utility Rates for the 2020, 2021, and 2022 period were legislated in 2019. Rates submitted for 2020-2022 were informed by the 2018-2023 Strategic Business Plan. The approved rates included increases of 3.0% in 2020, 2.9% in 2021, and 2.9% in 2022, for an average annual increase of 3.0% over the three-year period. This is below the average Solid Waste Rate path assumed in the 2018-2023 Strategic Business plan that assumed average annual increases of 3.4% over the same three-year period. Revised solid waste rates for a 3-year period will be proposed in 2022 and will be informed by the 2021-2026 Strategic Business Plan.

As a result of the COVID-19 pandemic and stay-at-home policies, solid waste tonnage and revenue in the residential sector has climbed, while tonnage and revenue in the commercial sector has fallen.

Changes to the Solid Waste Fund: The 2022 Proposed Budget increases the Solid Waste O&M budget by \$6 million compared to the 2021 Adopted Budget. These changes represent updated projections for taxes, debt service, major service contract payments, and labor and inflation-related increases. The 2022-2027 Proposed CIP includes a \$17.8 million reduction due to costs from the South Park landfill redevelopment and South Transfer Station Phase 2 shifting from 2022 into 2024. This reflects the most current project timeline that may continue to shift as the design advances for these two projects.

For more information on these changes, please see the accompanying 2022-2027 Proposed CIP.

Shared Across All Enterprise Funds

SPU corporate functions including leadership and administration, project delivery, and customer service are shared across all three enterprise funds and allocated proportionally. These functions are included individually by fund and each line of business collects enough rate revenues to pay for these costs. Across all three Enterprise Funds, SPU will reduce the Shared CIP by \$27 million in 2022, representing shifting construction timelines, equipment purchases, and facility construction projects.

General Fund

In addition to the three utility enterprise funds, SPU receives General Fund dollars to support activities that go beyond direct utility service provision and support general government services. The General Fund portion of the SPU budget provides resources for:

- Public hygiene services for the unsheltered, which includes shower trailers, portable toilets, and handwashing stations, first deployed in response to the COVID-19 pandemic and continuing in 2022;
- The Clean City Program, which addresses public blight issues in Seattle including public litter, illegal dumping, graffiti on public property, and litter issues related to unsanctioned homeless encampments;
- The Trees for Seattle Program (previously called ReLeaf), which works to maintain and increase the urban tree canopy in Seattle; and,
- General government functions like maintaining survey markers throughout Seattle, standardizing construction specifications and planning documents, and maintaining engineering records for the City.

Programmatic increases: The 2022 Proposed Budget adds approximately \$1.6 million to the SPU General Fund budget with an additional \$637K in federal funds to support general government functions. This increase represents:

- Continuing the Mayor's Clean City Initiative through August 2022;

Seattle Public Utilities

- Changing the RV Remediation Pilot to a program. This program reduces trash and litter from illegally parked recreational vehicles (RVs) in the public right-of-way or on Seattle Parks and Recreation property;
- Increased emphasis on RV remediation beyond conversion to a program which includes increased outreach, purple bag service for RVs, and enhanced cleaning of RV encampments; and,
- Increased administrative support for SPU's Clean City programs.

Existing Homelessness Programs: The 2022 Proposed Budget includes funding for SPU to continue three other programs related to homelessness issues in Seattle. These programs include the Encampment Bag Program, the Litter Abatement Program, and the Needle Program. Under these programs, SPU provides trash removal from encampments, removes litter from the public right-of-way in neighborhoods affected by unsanctioned homeless encampments, removes used needles from the public right-of-way, and installs and services public needle disposal boxes throughout Seattle. Since first implementing the programs as pilots in 2017, service levels have expanded. The 2022 Proposed Budget maintains these expanded service levels.

Coronavirus Local Fiscal Recovery Fund

The Coronavirus Local Fiscal Recovery Fund (CLFR), comprising federal recovery and relief awards legislated by the U.S. Congress in the American Rescue Plan Act (ARPA), will support \$637,000 in spending for Clean Cities. These amounts will allow graffiti abatement, needle pickup, and community clean activities to continue at levels expanded in 2021.

Seattle Public Utilities

Incremental Budget Changes

Seattle Public Utilities

	Dollars	FTE
2022 Beginning Budget	1,375,607,249	1440.30
Baseline		
Citywide Adjustments for Standard Cost Changes	653,374	-
Baseline Adjustments for Personnel Costs	757,441	-
Reversing One-Time Appropriation for the Clean City Initiative	(593,000)	-
Shared - GIS Billing	458,000	-
Shared - Accounting Division Positions	-	5.00
Converting Administrative Staff Analyst to Full-Time	-	0.50
Add 1.0 FTE Field Coordinator for RV remediation and expanded Encampment Bag program	-	1.00
Proposed Operating		
Clean Cities Initiative - CLFR Support for Cleanup Events	184,272	-
Clean Cities Initiative - CLFR support for Graffiti, Needles, and Cleanup	452,944	-
General Fund - Clean City Administrative Support	233,056	1.00
General Fund - RV Remediation TES Conversion	-	1.00
DWW - RV Wastewater Pilot Expansion	100,000	-
Expanded RV Pump Out	75,000	-
Expanded RV Remediation	556,063	-
Funding additional three hygiene stations	274,500	-
Drainage and Wastewater Apprenticeship Program	500,000	-
Shared - Green New Deal-Aligned Business Development Strategy	600,000	-
Shared - Department of Neighborhoods MOA Expansion	312,000	-
Water - Customer Service Maintenance Laborer	-	1.00
DWW - CSO Planning	250,000	-
DWW - Drainage Rehabilitation Program Manager	164,710	1.00
DWW - Green Stormwater Infrastructure Drainage Asset Management	-	1.00
DWW - King County Clean Water Plan Review	250,000	-
DWW - Sewer Pipe Rehabilitation Program Pipe Assessor	138,493	1.00
DWW - Utility GIS for Side Sewer	199,413	2.00
Solid Waste - Heavy Truck Drivers	-	2.00
Solid Waste - Lead Inspector	109,862	1.00
Solid Waste - North Household Hazardous Waste Collection	210,868	1.00
Solid Waste – Plan Review FTE	111,697	1.00
Solid Waste - Solid Waste PPM Support	125,000	-
Shared - Cybersecurity	358,038	2.00
Shared - GIS Maintenance	304,601	2.00

Seattle Public Utilities

Shared - Unifier MOA	183,794	-
Shared - Budget System Administration and Reporting	137,770	-
Shared - Communications and Marketing Advisor	151,012	1.00
Shared - Contracts and Procurement Specialists	-	2.00
Shared - Customer Service Meter Reading Position	-	1.00
Shared - File Digitization and Reduction	119,590	-
Shared - Leak Adjustment and Crossed Meter Work	-	1.00
Shared - Logistics Energy Audits	250,000	-
Shared - Principal Economist	78,169	0.50
Shared - Support for Customer Accounts and Billing Services	-	2.00
Shared - Utility Portal Support	162,550	1.00
Shared - Utility Website Support	107,691	1.00
Proposed Capital		
Water Capital Changes	(11,249,910)	-
Drainage & Wastewater Capital Changes	(44,809,782)	-
Solid Waste Capital Changes	(17,823,083)	-
Technology Capital Changes	-	-
Proposed Technical		
Revenues for Water, Drainage and Wastewater, and Solid Waste Funds	-	-
Reconciling the 2022 Baseline with the Adopted CCM	-	-
Transfer Operational Technology from ITD	1,017,866	3.00
Transfer GIS Operational Technology Staff from ITD	169,316	1.00
Shared - Technical Adjustments	5,860,441	-
Fund Balancing	-	-
Total Incremental Changes	\$(58,858,244)	37.00
Total 2022 Proposed Budget	\$1,316,749,005	1477.30

Description of Incremental Budget Changes

Baseline

Citywide Adjustments for Standard Cost Changes

Expenditures \$653,374

Citywide technical adjustments made in the baseline phase reflect changes to internal services costs, including rates from the Department of Finance & Administrative Services, Seattle Information Technology Department, Seattle Department of Human Resources, and for healthcare, retirement and industrial insurance charges for the department. These adjustments reflect initial assumptions about these costs and inflators early in the budget process.

Seattle Public Utilities

Baseline Adjustments for Personnel Costs

Expenditures \$757,441

This item adjusts appropriations to restore annual wage increases for non-represented Executives, Managers, and Strategic Advisors, which was foregone in 2021 due to financial constraints.

Reversing One-Time Appropriation for the Clean City Initiative

Expenditures \$(593,000)

This item removes a one-time appropriation increase from the 2021 Budget that provided \$593,000 in General Fund appropriation to support the Clean Cities Initiative.

Shared - GIS Billing

Expenditures \$458,000

This item increases appropriation authority by \$458,000 in Seattle Public Utilities (SPU) in the Leadership and Administration BSL for all three ratepayer funds. This item increases appropriation for Geographic Information System (GIS) work that was previously paid to Seattle Information Technology (SIT) through the general allocation of costs in the Central Cost Manual. This appropriation was added to SPU's 2021 budget in the Second Quarter Supplemental Budget Amendment. This item adds this appropriation to SPU's baseline budget for 2022.

Shared - Accounting Division Positions

Position Allocation 5.00

This item adds 5.0 FTE positions in Accounting Division to SPU's baseline budget. The positions were added to SPU in the 2021 second quarter supplemental budget amendment.

Converting Administrative Staff Analyst to Full-Time

Position Allocation 0.50

This item converts an existing Administrative Staff Analyst position from 0.5 FTE to 1.0 FTE. This Administrative Staff Analyst position will support the Financial and Risk Services Branch at Seattle Public Utilities. This position was added to SPU in the Second Quarter Supplemental Budget Amendment. This item adds this position authority to SPU's baseline budget for 2022.

Add 1.0 FTE Field Coordinator for RV remediation and expanded Encampment Bag program

Position Allocation 1.00

This item provides 1.0 FTE position authority a Field Coordinator in Seattle Public Utilities (SPU), in the General Fund, in the Utility Service and Operations BSL. This item adds to the 2022 Baseline Budget a pocket provided in the third quarter supplemental budget. This position will connect individuals residing in RVs/vehicles to resources, facilitate trash removal around vehicles in the ROW, and manage storage of personal belongings.

Proposed Operating

Clean Cities Initiative - CLFR Support for Cleanup Events

Expenditures \$184,272

This item would increase appropriation in the Coronavirus Local Fiscal Recovery Fund for the Utility Operations and Services BCL by \$184,272 to support continuation of the Mayor's expanded Clean City Initiative through August 2022. This funding supports clean-up events in conjunction with Seattle Department of Transportation and Seattle

Seattle Public Utilities

Parks and Recreation. This is a one-time increase in 2022.

Clean Cities Initiative - CLFR support for Graffiti, Needles, and Cleanup

Expenditures	\$452,944
--------------	-----------

This item increases appropriation by \$452,944 in the Coronavirus Local Fiscal Recovery Fund, in the Utility Operations and Services BCL, to support continuation of the Mayor's expanded Clean City Initiative through August 2022. This includes support for graffiti abatement, needle collection, and cleaning the public right-of-way. This is a one-time increase in 2022.

General Fund - Clean City Administrative Support

Expenditures	\$233,056
Position Allocation	1.00

This item increases General Fund appropriation authority by \$233,056 and adds position authority for 1.0 FTE Administrative Staff Analyst to address oversight, tracking, and reporting needs for the Clean City program. This position will provide support for growing program needs, as both permanent and temporary Clean City activities have increased by \$4 million since 2019.

General Fund - RV Remediation TES Conversion

Expenditures	-
Position Allocation	1.00

This item adds 1.0 FTE position authority for a Planning and Development Specialist II to provide support for the Clean City RV Remediation Program. This authority will allow conversion from temporary to permanent staffing as this program transitions out of the pilot phase. This item does not require additional appropriation authority.

DWW - RV Wastewater Pilot Expansion

Expenditures	\$100,000
--------------	-----------

This item increases appropriation in the Drainage and Wastewater Fund by \$100,000 for additional funding to provide wastewater services for Recreational Vehicles (RV) being used as shelter. This expands an existing pilot program, and allows SPU to implement a mobile wastewater pump out component. This is intended to reduce instances of sewage being released into catch basins, reducing cleanup costs, and maintaining health of critical waterways as required under the City's National Pollution Discharge Elimination System (NPDES) Type II permit.

Expanded RV Pump Out

Expenditures	\$75,000
--------------	----------

This item increases Drainage and Wastewater Fund appropriation by \$75,000 in the Utility Services and Operations BSL for increased wastewater pump-out services to RVs being used as a primary residence. This \$75,000 increase, on top of a separate \$100,000 increase, would allow SPU to move from a six-week servicing cycle to a four-week servicing cycle.

Expanded RV Remediation

Expenditures	\$556,063
--------------	-----------

This item increases General Fund appropriation by \$556,064 to provide ongoing funding in SPU's Utility Services and Operation BSL for expanded RV cleaning services and funding for a Field Coordinator (Strategic Advisor 1). The Field Coordinator pocket has been added in the third quarter supplemental and is also included as a Baseline Budget item

Seattle Public Utilities

in the Proposed.

The coordinator will help connect individuals residing in RVs/vehicles to resources, facilitate trash removal around vehicles in the Right of Way (ROW), and will manage storage of personal belongings, as required. This work is intended to maintain public access to the ROW. This work will expand Encampment Bag Program distribution and collection to RV sites at up to ten encampment sites per week. Seattle Department of Transportation (SDOT) is funding this expansion through a corresponding General Fund reduction.

Funding additional three hygiene stations

Expenditures	\$274,500
--------------	-----------

This item increases General Fund appropriation by \$274,500 to provide ongoing funding in SPU's Utility Services and Operation BSL for three additional public hygiene stations, with the intent to service RV encampments.

Drainage and Wastewater Apprenticeship Program

Expenditures	\$500,000
--------------	-----------

This item increases appropriation in the Drainage and Wastewater Fund (44010) by \$500,000 to pay for five additional apprentices in the Drainage and Wastewater (DWW) Line of Business. This would increase apprenticeships to twelve, from a baseline of seven. Positions are loaned by Seattle Department of Human Resources (SDHR).

Shared - Green New Deal-Aligned Business Development Strategy

Expenditures	\$600,000
--------------	-----------

This item would increase appropriation in the Water Fund, the Drainage and Wastewater Fund, and the Solid Waste Fund by \$600,000 in 2022 to pilot a community grant program focused on environmental stewardship and community innovation. This program is aligned with the Seattle Green New Deal. It will support both emerging and established business models for green workforce development that is specific to the water and waste sectors. Grants will support programs that promote water resiliency and expand "circular economy" efforts to reduce waste and promote recycling. These investments aim to reduce Seattle's collective water and waste costs and enhance stewardship and reuse of local resources.

Shared - Department of Neighborhoods MOA Expansion

Expenditures	\$312,000
--------------	-----------

This item increases appropriation in the Water Fund, the Drainage and Wastewater Fund, and the Solid Waste Fund appropriation by \$312,000 to expand SPU's existing partnership with the Department of Neighborhoods (DON) that supports community engagement and education. This funding will support a number of initiatives. These include panel recruitment and public engagement with the SPU Customer Review Panel, efforts to publicize and grow donation matching, and trainings for SPU employees.

Water - Customer Service Maintenance Laborer

Expenditures	-
Position Allocation	1.00

This item provides 1.0 FTE position authority for a Maintenance Laborer in the Meter Reading group. Meter reading demands have increased due to population growth and development, increasing annual meter readings by 50,000 since 2013. This position does not require any additional appropriation authority.

Seattle Public Utilities

DWW - CSO Planning

Expenditures	\$250,000
--------------	-----------

This item increases appropriation in the Drainage and Wastewater Fund to pay for temporary staffing and professional services. This funding will support area-based Combined Sewer Overflow (CSO) planning in coordination with King County, as well as the development of future long-term control plan updates in accordance with the consent decree between Seattle Public Utilities (SPU) and the United States Environmental Protection Agency (EPA).

DWW - Drainage Rehabilitation Program Manager

Expenditures	\$164,710
Position Allocation	1.00

This item increases appropriation in the Drainage and Wastewater Fund and provides 1.0 FTE position authority for a Strategic Advisor 2 position that will manage Seattle Public Utility's (SPU) drainage rehabilitation work. This is in accordance with the 2021-2026 Strategic Business Plan, which calls for increasing the pace of rehabilitation work on aging drainage infrastructure assets. This is intended to prevent flooding and improve water quality.

DWW - Green Stormwater Infrastructure Drainage Asset Management

Expenditures	-
Position Allocation	1.00

This item provides 1.0 FTE position authority for a Senior Civil Engineer in the Drainage and Wastewater line of business. This position will provide ongoing support of the Green Stormwater Infrastructure (GSI) Drainage Asset Management Program. This is in accordance with the 2021-2026 Strategic Business Plan, which commits to expanding and innovating GSI for stormwater management and flow control. This body of work requires dedicated asset management and operational guidance. This body of work is currently being supported by . temporary staffing. This position add does not require any additional appropriation.

DWW - King County Clean Water Plan Review

Expenditures	\$250,000
--------------	-----------

This item increases appropriation in the Drainage and Wastewater Fund by \$250,000 to implement an effort to evaluate and analyze the King County regional wastewater treatment system that serves the City of Seattle. This work is a continuation of the effort initiated under a City Council 2021 Statement of Legislative Intent (SLI).

DWW - Sewer Pipe Rehabilitation Program Pipe Assessor

Expenditures	\$138,493
Position Allocation	1.00

This item increases appropriation in the Drainage and Wastewater Fund by \$138,493 in order to add 1.0 FTE position authority for a Senior Civil Engineering Specialist. This position will support sewer rehabilitation work, providing pipe assessment services to determine rehabilitation needs and project scopes of work to support renewal of the aging sewer system. This represents an increased level of investments in sewer rehabilitation, in accordance with the 2021-2026 Strategic Business Plan, and is a direct result of a capital investment analysis completed in 2019.

DWW - Utility GIS for Side Sewer

Expenditures	\$199,413
Position Allocation	2.00

Seattle Public Utilities

This item increases appropriation in the Drainage and Wastewater Fund by \$199,413 and provides position authority for 2.0 FTE Associate Civil Engineering Specialist II positions that will support side sewer site plan resourcing and will be based in the Utility's Geographic Information System (GIS) team. The City's National Pollutant Discharge Elimination System (NPDES) Municipal Stormwater Permit requires electronic mapping of all authorized connections to the municipal storm sewer system. Demand for side sewer permits has increased due to increasing construction and development, creating a backlog of work. These needs are currently being resourced with temporary staffing.

Solid Waste - Heavy Truck Drivers

Expenditures	-
Position Allocation	2.00

This item provides position authority 2.0 FTE Heavy Truck Drivers in the Solid Waste Operations Division. These positions meet growing demand and increased loads driven by higher levels of compostable organics. SPU is currently relying on temporary staffing. Positions are being added to reduce heavy truck driver turnover and maintain consistent staffing levels. No additional appropriation authority is required for these positions.

Solid Waste - Lead Inspector

Expenditures	\$109,862
Position Allocation	1.00

This item increase appropriation in the Solid Waste Fund by \$109,862 and provides 1.0 FTE position authority for a Lead Solid Waste Field Representative. This position will support the significantly-increased workload of the Inspection and Compliance Team (ICT), which inspects solid waste collection at commercial and multifamily properties to ensure code compliance. The ICT also responds to Field Activity (FA) requests submitted when property owners report issues with equipment or services. The need for increased staffing for the ICT is driven by population growth and increasing commercial and multifamily properties.

Solid Waste - North Household Hazardous Waste Collection

Expenditures	\$210,868
Position Allocation	1.00

This item increases appropriation in the Solid Waste Fund by \$210,868 and provides 1.0 FTE position authority for an Environmental Field Specialist (EFS) for operations support at the North Household Hazardous Waste (NHHW) facility. This position is required to help maintain growing customer demand at the NHHW site. The King County Hazardous Waste Management Program will reimburse SPU for the cost of this position.

Solid Waste – Plan Review FTE

Expenditures	\$111,697
Position Allocation	1.00

This item increases appropriation in the Solid Waste Fund by \$111,697 and adds 1.0 FTE position authority for a Planning and Development Specialist II. This position will support solid waste plan reviews for new developments. Solid waste plan reviews have increased in volume due to growth and development, as well as increasing design complexity.

Solid Waste - Solid Waste PPM Support

Expenditures	\$125,000
--------------	-----------

This item increases appropriation in the Solid Waste Fund by \$125,000 to provide for a temporary Management Systems Analyst. This temporary staffing will support the Solid Waste Planning and Program Management group,

Seattle Public Utilities

and will provide direct support for mandatory reporting and for producing the annual Waste Prevention and Recycling Report submitted to the City Council.

Shared - Cybersecurity

Expenditures	\$358,038
Position Allocation	2.00

This item increases appropriation in the Water Fund, Drainage and Wastewater Fund, and Solid Waste Fund by \$358,038 and provides 2.0 FTE position authority. This provides for one Manager 3 and one Information Technology Professional-A. These positions will develop and implement cybersecurity policies necessary to safeguard Seattle Public Utility (SPU) technology assets.

Shared - GIS Maintenance

Expenditures	\$304,601
Position Allocation	2.00

This item will increase appropriation in the Water Fund and the Drainage and Wastewater Fund by \$304,602 and provides for 2.0 FTE positions for Geographic Information System (GIS) Maintenance. These positions will consist of 1.0 Information Technology Professional – B and 1.0 Information Technology Professional – C. These positions will provide internal GIS capacity for SPU. This represents a transfer of work from Seattle Information Technology (SIT), which is reducing budget for core GIS services to SPU. Seattle IT is supportive of these position adds.

Shared - Unifier MOA

Expenditures	\$183,794
--------------	-----------

This item increases appropriations in the Water Fund, Drainage and Wastewater Fund, and the Solid Waste Fund by \$183,794 to pay for a three-year, term-limited Information Technology Professional-B resource in Seattle Information Technology (SIT) to support the Oracle Primavera Unifier application. This application supports maintenance of contract documents used in construction management and payments. Additional staffing support will resolve an existing backlog of errors and provide dedicated support to SPU, in order to avoid late payments and associated financial risks.

Shared - Budget System Administration and Reporting

Expenditures	\$137,770
--------------	-----------

This item increases appropriations in the Water Fund, Drainage and Wastewater Fund, and Solid Waste Fund by \$137,770 to add a term-limited Senior Management Systems Analyst to the Seattle Public Utilities (SPU) Budget Group. This position would administer the Utility's budgeting tool and develop reports using the Utility's primary data tool.

Shared - Communications and Marketing Advisor

Expenditures	\$151,012
Position Allocation	1.00

This item increases appropriation in the Water Fund, Drainage and Wastewater Fund, and Solid Waste Fund by \$151,012 and adds 1.0 FTE position authority for a Communications and Marketing Advisor, Strategic Advisor 1. This position would serve as communications liaison to the Customer Response Division and as lead marketing strategist for Seattle Public Utilities (SPU). This position will lead communication strategies for customer service initiatives and the Utility Discount Program. It will also provide communications support to the SPU/City Light Contact Center and Utility Account Services.

Seattle Public Utilities

Shared - Contracts and Procurement Specialists

Expenditures	-
Position Allocation	2.00

This item provides position authority for 2.0 FTE in the Contracts and Procurement group. These positions will serve as Senior Project Funding and Agreement Coordinators, one supporting consultant contracts and one supporting purchases. This body of work is currently being supported by expiring temporary staffing and risks backlogs and delays. These positions do not require any additional appropriation authority.

Shared - Customer Service Meter Reading Position

Expenditures	-
Position Allocation	1.00

This item adds 1.0 FTE position authority for a Meter Reader in the Meter Reading group. Meter reading demands have increased due to population growth and development, increasing annual meter readings by 50,000 since 2013. This position does not require any additional appropriation authority.

Shared - File Digitization and Reduction

Expenditures	\$119,590
--------------	-----------

This item increases appropriation in the Water Fund, the Drainage and Wastewater Fund, and the Solid Waste Fund by \$119,590 to pay for a three-year, term-limited Civil Engineering Specialist II to support the Workspace Reimagined Initiative that seeks to reduce the Utility's footprint in City-owned buildings.

Shared - Leak Adjustment and Crossed Meter Work

Expenditures	-
Position Allocation	1.00

This item provides position authority for 1.0 FTE Accounting Technician III position in Customer Accounts and Billing Services. This position will address needs driven by the Leak Adjustment Director's Rule, which adjusts billing to account for repaired leaks and has led to a two-fold increase in workload for Customer Accounts. It will also address estimated billing adjustments, field activity completions, service order assignments, accounting approvals for escrow refunds, unclaimed property, and solid waste billing. These service levels are currently being supported by temporary staffing and overtime. This change does not require any additional appropriation authority.

Shared - Logistics Energy Audits

Expenditures	\$250,000
--------------	-----------

This item increases Water Fund, Drainage and Wastewater Fund, and Solid Waste Fund appropriation by \$250,000 to provide energy audits at SPU facilities and to plan for energy generation across all lines of business within the Utility in order to meet the City of Seattle's goal of 100 percent Clean energy by 2050.

Shared - Principal Economist

Expenditures	\$78,169
Position Allocation	0.50

This item increases appropriations in the Water Fund, Drainage and Wastewater Fund, and Solid Waste Fund by \$78,169 and adds 0.5 FTE in position authority to convert a current 0.5 FTE Principal Economist to a 1.0 FTE Principal

Seattle Public Utilities

Economist.

Shared - Support for Customer Accounts and Billing Services

Expenditures	-
Position Allocation	2.00

This item provides position authority for 2.0 FTE Account Technician II-BU positions in Customer Account and Billing Services. These positions will be responsible for daily billing tasks including Meter Data Management exceptions, Customer Care Billing, errors in bill segments, water billing adjustments, escrow funds, high strength billing, and returned payments. The positions would also help support programming such as unclaimed property, the Utility Discount Program, and the Emergency Assistance Program. Increases in this body of work are driven by population growth and development. These positions do not require any change in appropriation.

Shared - Utility Portal Support

Expenditures	\$162,550
Position Allocation	1.00

This item increases appropriation in the Water Fund, the Drainage and Wastewater Fund, and the Solid Waste Fund by \$162,550 and provides 1.0 FTE position authority for an Information Technology Professional-B. This position will provide administration and functional support to the Utility Customer Self Service Portal (UCSS Portal). This position will partner with business stakeholders to optimize and enhance application functions, install patches, report deficiencies, resolve issues, and monitor the system. SPU cannot adequately maintain the technology required without this requested staffing support, risking a loss of functionality for customers and risking system interruptions.

Shared - Utility Website Support

Expenditures	\$107,691
Position Allocation	1.00

This item increases appropriation in the Water Fund, Drainage and Wastewater Fund, and Solid Waste Fund by \$107,691 and adds 1.0 FTE position authority for a Senior Public Relations Specialist to serve as a web specialist in communications and outreach. This position will provide internal support for SPU's Inweb, as well as support for SPU's external-facing website. This position will provide coverage to manage web content, accessibility requirements, and public announcements.

Proposed Capital

Water Capital Changes

Expenditures	\$(11,249,910)
--------------	----------------

This item decreases the Water Fund Core and Shared CIP by \$11,249,910 in 2022. The primary focus is on asset management for distribution and transmission pipes, water system impacts associated with the various Seattle and regional transportation projects, and upgrades to water system facilities such as operation buildings.

Drainage & Wastewater Capital Changes

Expenditures	\$(44,809,782)
--------------	----------------

This item decreases the Drainage and Wastewater Fund (DWF) by \$44.8 million in 2022 across all BSLs. These changes reflect updated project timelines, scope shifts and reflects the strategic priorities of Seattle Public Utilities.

Solid Waste Capital Changes

Seattle Public Utilities

Expenditures \$(17,823,083)

This item decreases the Solid Waste Fund by \$17.8 million in 2022 across all Capital Budget Summary Levels (BSLs). This shifts various project costs between years for a total addition of \$4.8 million over the six-year CIP from 2022-2027.

Technology Capital Changes

Expenditures -

This item maintains the Technology Capital Improvement Program (CIP) with no increase in 2022. This will not impact the Water, Drainage and Wastewater, and Solid Waste funds in 2022. The total increase for the 6-year period is \$10,050,000.

Proposed Technical

Revenues for Water, Drainage and Wastewater, and Solid Waste Funds

Revenues \$112,109,319

This item provides projected 2022 revenue for the Water, Drainage and Wastewater, and Solid Waste Funds. Total Water Fund revenue is anticipated to be \$4.86 million lower than in 2021; total Drainage and Wastewater Fund revenue is anticipated to be \$97 million higher; and total Solid Waste Fund revenue is anticipated to be \$10.2 million higher.

Reconciling the 2022 Baseline with the Adopted CCM

Expenditures -

This item makes technical, net-zero changes between account groups and fund in order to align the 2022 Baseline with the Adopted Central Cost Manual. This change request will affect multiple funds and multiple Budget Service Levels.

Transfer Operational Technology from ITD

Expenditures \$1,017,866

Position Allocation 3.00

This item transfers technology deemed operational to Seattle Public Utilities (SPU). This includes the transfer of 3.0 FTE position authority and non-labor budget for the Maximo work and asset management system.

The IT Maximo team is dedicated to managing Maximo, a key work and asset management system used solely by SPU. Due to its nature and impact on SPU's business operations, Seattle IT and SPU have deemed this operational technology and are proposing to transfer the ownership and operation of the system to SPU.

Both Seattle IT and SPU support this transfer of operational technology. Seattle IT has a corresponding item in the proposed budget.

Transfer GIS Operational Technology Staff from ITD

Expenditures \$169,316

Position Allocation 1.00

This item transfers 1.0 FTE position authority from Seattle IT to SPU. This pocket is currently held by IT, but the position is entirely dedicated to SPU supporting business processes and GIS-related functions. The incumbent reports to SPU's Operations and Control Center, and: works with staff to ensure asset data in GIS is accurate by

Seattle Public Utilities

ensuring utility system changes are recorded; supports the Utility Locate program (“Call Before You Dig”) for the Water and the Drainage and Wastewater lines of business; performs GIS analysis projects as requested; and trains staff in Field Operations to use GIS tools.

Both Seattle IT and Seattle Public Utilities are in favor of this position transfer. In this role, the incumbent works closely with Central GIS Program staff in Seattle IT, but more importantly supports core functions in Seattle Public Utilities. This transfer will not inhibit the incumbent’s ability to coordinate work with Seattle IT, but will enhance Seattle Public Utilities ability to direct the work to their highest priorities because they will directly manage the tasks performed. Seattle IT has a corresponding item in the proposed budget.

Shared - Technical Adjustments

Expenditures	\$5,860,441
--------------	-------------

This item adjusts the appropriations for the Water Fund, Drainage and Wastewater Fund, Solid Waste Fund, and General Fund in various operating and maintenance Budget Summary Levels for a net increase of approximately \$5.9 million in 2022. The main drivers of change are: (A) labor-related increases and inflation, (B) revised projections for taxes, debt service, major service contract payments, (C) a technical increase for a cost that was anticipated on the CIP but that will be paid out of the O&M budget, and (D) SPU identified reductions to the baseline.

The item includes appropriation for estimated annual wage increases. Annual wage increase assumptions are included in both the proposed budget and in rate proposals. SPU will adhere to negotiated and approved rates for actual annual wage increases.

The adjustments included in this request and the SPU budget overall are consistent with the adopted 2021-2026 Strategic Business Plan as well as with the Water Fund and Drainage and Wastewater Fund rate proposals approved in 2021.

Fund Balancing

Revenues	\$(196,985,770)
----------	-----------------

This is a technical item to record fund balancing entries for the 43000 Water Fund, 44010 Drainage and Wastewater Fund, and 45010 Solid Waste Fund, which are managed by Seattle Public Utilities.

Seattle Public Utilities

Expenditure Overview

	2020 Actuals	2021 Adopted	2022 Proposed
Appropriations			
SPU - BC-SU-C110B - Distribution			
43000 - Water Fund	25,368,862	31,095,001	35,688,387
Total for BSL: BC-SU-C110B	25,368,862	31,095,001	35,688,387
SPU - BC-SU-C120B - Transmission			
43000 - Water Fund	5,382,036	20,129,412	16,514,021
Total for BSL: BC-SU-C120B	5,382,036	20,129,412	16,514,021
SPU - BC-SU-C130B - Watershed Stewardship			
43000 - Water Fund	1,753,381	298,356	2,170,333
Total for BSL: BC-SU-C130B	1,753,381	298,356	2,170,333
SPU - BC-SU-C140B - Water Quality & Treatment			
43000 - Water Fund	886,253	13,214,127	3,604,945
Total for BSL: BC-SU-C140B	886,253	13,214,127	3,604,945
SPU - BC-SU-C150B - Water Resources			
43000 - Water Fund	2,221,777	12,031,263	7,052,669
Total for BSL: BC-SU-C150B	2,221,777	12,031,263	7,052,669
SPU - BC-SU-C160B - Habitat Conservation Program			
43000 - Water Fund	3,989,560	1,474,395	2,603,765
Total for BSL: BC-SU-C160B	3,989,560	1,474,395	2,603,765
SPU - BC-SU-C230B - New Facilities			
45010 - Solid Waste Fund	1,403,445	19,250,000	6,155,694
Total for BSL: BC-SU-C230B	1,403,445	19,250,000	6,155,694
SPU - BC-SU-C240B - Rehabilitation & Heavy Equipment			
45010 - Solid Waste Fund	702,835	1,220,000	2,450,000
Total for BSL: BC-SU-C240B	702,835	1,220,000	2,450,000
SPU - BC-SU-C333B - Protection of Beneficial Uses			
44010 - Drainage and Wastewater Fund	7,652,565	21,139,104	20,910,556
Total for BSL: BC-SU-C333B	7,652,565	21,139,104	20,910,556
SPU - BC-SU-C350B - Sediments			
44010 - Drainage and Wastewater Fund	3,176,623	3,867,219	4,560,404
Total for BSL: BC-SU-C350B	3,176,623	3,867,219	4,560,404

Seattle Public Utilities

SPU - BC-SU-C360B - Combined Sewer Overflows

44010 - Drainage and Wastewater Fund	88,650,004	134,109,402	98,151,462
Total for BSL: BC-SU-C360B	88,650,004	134,109,402	98,151,462

SPU - BC-SU-C370B - Rehabilitation

44010 - Drainage and Wastewater Fund	28,438,599	38,267,638	40,685,437
Total for BSL: BC-SU-C370B	28,438,599	38,267,638	40,685,437

SPU - BC-SU-C380B - Flooding, Sewer Backup & Landslide

44010 - Drainage and Wastewater Fund	13,944,483	42,898,658	29,967,149
Total for BSL: BC-SU-C380B	13,944,483	42,898,658	29,967,149

SPU - BC-SU-C410B - Shared Cost Projects

43000 - Water Fund	20,184,337	33,473,751	22,276,576
44010 - Drainage and Wastewater Fund	20,235,126	32,956,956	15,344,869
45010 - Solid Waste Fund	1,102,034	2,841,878	4,561,370
Total for BSL: BC-SU-C410B	41,521,497	69,272,585	42,182,815

SPU - BC-SU-C510B - Technology

43000 - Water Fund	6,121,054	5,061,580	4,243,500
44010 - Drainage and Wastewater Fund	4,739,076	5,150,950	4,299,000
45010 - Solid Waste Fund	2,195,941	1,987,569	1,507,500
Total for BSL: BC-SU-C510B	13,056,071	12,200,099	10,050,000

SPU - BO-SU-N000B - General Expense

00100 - General Fund	2,115,522	1,874,250	1,967,963
43000 - Water Fund	137,632,982	147,339,310	143,617,623
44010 - Drainage and Wastewater Fund	294,845,255	332,921,343	319,679,215
45010 - Solid Waste Fund	154,356,232	166,465,485	169,202,240
Total for BSL: BO-SU-N000B	588,949,991	648,600,389	634,467,041

SPU - BO-SU-N100B - Leadership and Administration

00100 - General Fund	11,939	-	-
43000 - Water Fund	44,015,213	58,113,414	58,295,487
44010 - Drainage and Wastewater Fund	51,139,811	62,543,732	68,948,332
45010 - Solid Waste Fund	14,594,761	18,640,534	20,109,288
Total for BSL: BO-SU-N100B	109,761,724	139,297,679	147,353,108

SPU - BO-SU-N200B - Utility Service and Operations

00100 - General Fund	10,927,350	18,925,026	20,375,458
14000 - Coronavirus Local Fiscal Recovery Fund	-	-	637,216
43000 - Water Fund	66,095,140	68,202,401	83,153,226

Seattle Public Utilities

44010 - Drainage and Wastewater Fund	66,702,965	70,120,481	72,311,073
45010 - Solid Waste Fund	29,038,371	33,830,859	35,704,245
Total for BSL: BO-SU-N200B	172,763,826	191,078,767	212,181,219

Department Total	1,109,623,533	1,399,444,095	1,316,749,005
-------------------------	----------------------	----------------------	----------------------

Department Full-Time Equivalents Total*	1,433.30	1,440.30	1,477.30
------------------------------------------------	-----------------	-----------------	-----------------

** FTE totals are provided for informational purposes only. Changes in FTEs resulting from City Council or Human Resources Director actions outside of the budget process may not be detailed here*

Budget Summary by Fund Seattle Public Utilities

	2020 Actuals	2021 Adopted	2022 Proposed
00100 - General Fund	13,054,811	20,799,276	22,343,421
14000 - Coronavirus Local Fiscal Recovery Fund	-	-	637,216
43000 - Water Fund	313,650,596	390,433,010	379,220,533
44010 - Drainage and Wastewater Fund	579,524,508	743,975,483	674,857,497
45010 - Solid Waste Fund	203,393,618	244,236,326	239,690,338
Budget Totals for SPU	1,109,623,533	1,399,444,095	1,316,749,005

Seattle Public Utilities

Revenue Overview

2022 Estimated Revenues

Account Code	Account Name	2020 Actuals	2021 Adopted	2022 Proposed
331110	Direct Fed Grants	539,257	-	-
334010	State Grants	32,989	-	-
341040	Sales Of Maps & Publications	2,609	-	-
343210	Transfer Station Charges	13,440	-	-
Total Revenues for: 00100 - General Fund		588,294	-	-
309010	Non-Operating Revenues	-	3,232,566	644,386
331110	Direct Fed Grants	29,318	-	-
332020	Build America Bonds Subsidy Pa	1,937,152	1,619,000	1,570,774
333110	Ind Fed Grants	56,885	-	-
334010	State Grants	(12,326)	8,199,810	5,378,270
337010	Grants & Contr From Local Govt	66,063	-	-
337080	Other Private Contrib & Dons	4,932,415	-	-
343010	Architect/Engineering Svc Chrg	367,687	-	-
343020	Services For Others-Nonop	(10,607)	-	-
343080	Unbilled Rev	(620,472)	-	-
343090	Elderly Utility Credit	(5,412,736)	-	-
343110	Retail Water Utility Services	203,577,678	205,119,999	211,242,278
343120	Wholesale Water Sales	56,781,737	53,081,037	54,321,934
343130	Other Utility Operating Rev	4,116,474	4,226,340	5,277,272
343310	Recoveries	468,547	-	-
343320	Recoveries-Sundry	1,579	-	-
343350	Municipal Utility Services	10,045,755	10,246,670	11,604,216
343360	Tap Revenue	9,614,237	7,972,660	8,072,319
350180	Misc Fines & Penalties	41,394	-	-
350190	Nsf Check Fees	32,825	-	-
360020	Inv Earn-Residual Cash	2,923,351	-	-
360210	Oth Interest Earnings	7,463	-	-
360220	Interest Earned On Deliquent A	33,290	-	-
360310	Lt Space/Facilities Leases	7,313	-	-
360320	Rent From Operating Property	541,742	-	-
360350	Other Rents & Use Charges	203,973	672,000	791,149
360380	Sale Of Junk Or Salvage	65,135	-	-
360420	Other Judgments & Settlements	470,345	-	-
360750	Misc Reimb Adj-Pers & Other	18,514	2,286,846	2,616,420

Seattle Public Utilities

360900	Miscellaneous Revs-Other Rev	245,976	-	-
379020	Capital Contributions	369,068	-	-
379030	Capital Contr-Interlocal	(309)	-	-
379040	Capital Contr-Connect Charge	4,770,084	-	-
395020	Timber Sales	561,301	-	-
Total Revenues for: 43000 - Water Fund		296,230,851	296,656,928	301,519,018
400000	Use of/Contribution to Fund Balance	-	93,776,082	77,701,515
Total Resources for:43000 - Water Fund		296,230,851	390,433,010	379,220,533
331110	Direct Fed Grants	31,728	-	-
332020	Build America Bonds Subsidy Pa	1,632,214	1,686,168	1,686,168
333110	Ind Fed Grants	15,218	-	-
334010	State Grants	459,084	1,598,155	73,325,211
337010	Grants & Contr From Local Govt	214,135	-	-
337080	Other Private Contrib & Dons	12,431,547	-	-
341040	Sales Of Maps & Publications	43	-	-
343010	Architect/Engineering Svc Chrg	3,469,461	-	-
343020	Services For Others-Nonop	424,077	-	-
343080	Unbilled Rev	(2,170,395)	-	-
343090	Elderly Utility Credit	(10,689,493)	-	-
343130	Other Utility Operating Rev	-	3,579,201	6,488,437
343140	Wastewater Utility Services	309,026,540	314,331,518	336,861,072
343150	Drainage Utility Services	155,021,496	166,926,594	167,988,275
343160	Side Sewer Permit Fees	1,832,830	1,831,939	1,925,617
343170	Sewer Connection Charges	353,778	-	-
343180	Drainage Permit Fees	471,085	519,431	494,934
343310	Recoveries	278,676	-	-
343350	Municipal Utility Services	2,931,528	-	-
350180	Misc Fines & Penalties	48,160	-	-
360020	Inv Earn-Residual Cash	5,499,122	-	-
360210	Oth Interest Earnings	6,810	-	-
360220	Interest Earned On Deliquent A	475	-	-
360300	St Space Facilities Rentals	26,533	-	-
360320	Rent From Operating Property	2,196	-	-
360350	Other Rents & Use Charges	20,872	-	-
360420	Other Judgments & Settlements	3,356,399	-	-
360750	Misc Reimb Adj-Pers & Other	-	2,215,479	2,685,966
360900	Miscellaneous Revs-Other Rev	32,025	-	-
379020	Capital Contributions	8,534,102	1,736,000	-
379030	Capital Contr-Interlocal	(155)	-	-

Seattle Public Utilities

Total Revenues for: 44010 - Drainage and Wastewater Fund		493,260,090	494,424,484	591,455,679
400000	Use of/Contribution to Fund Balance	-	249,550,999	83,401,818
Total Resources for:44010 - Drainage and Wastewater Fund		493,260,090	743,975,483	674,857,497
309010	Non-Operating Revenues	-	847,518	939,667
331110	Direct Fed Grants	10,107	-	-
334010	State Grants	364,221	-	-
343090	Elderly Utility Credit	(5,144,641)	-	-
343130	Other Utility Operating Rev	380,927	-	-
343200	Solid Waste Utility Services	208,769,129	211,504,612	219,981,057
343210	Transfer Station Charges	15,422,396	13,356,825	13,751,613
343240	Commercial Disposal Charges	680,307	-	-
343280	Recycled Materials Rev	3,715,240	2,154,509	3,803,732
350180	Misc Fines & Penalties	224,667	-	-
350190	Nsf Check Fees	475	-	-
360020	Inv Earn-Residual Cash	1,848,339	-	-
360220	Interest Earned On Delinquent A	3,857	-	-
360350	Other Rents & Use Charges	7,221	-	-
360420	Other Judgments & Settlements	77,453	-	-
360540	Cashiers Overages & Shortages	(95)	-	-
360750	Misc Reimb Adj-Pers & Other	6,281	8,804,041	8,407,471
Total Revenues for: 45010 - Solid Waste Fund		226,365,883	236,667,506	246,883,540
400000	Use of/Contribution to Fund Balance	-	7,568,820	(7,193,202)
Total Resources for:45010 - Solid Waste Fund		226,365,883	244,236,326	239,690,338
Total SPU Resources		1,016,445,118	1,378,644,819	1,293,768,367

Seattle Public Utilities

Appropriations by Budget Summary Level and Program

SPU - BC-SU-C110B - Distribution

The purpose of the Distribution Budget Summary Level, a Capital Improvement Program funded by water revenues, is to repair and upgrade the City's water lines, pump stations, and other facilities.

Program Expenditures	2020 Actuals	2021 Adopted	2022 Proposed
Distribution	25,368,862	31,095,001	35,688,387
Total	25,368,862	31,095,001	35,688,387
Full-time Equivalents Total*	79.00	79.00	79.00

**FTE totals are provided for informational purposes only. Changes in FTEs resulting from City Council or Human Resources Director actions outside of the budget process may not be detailed here*

SPU - BC-SU-C120B - Transmission

The purpose of the Transmission Budget Summary Level, a Capital Improvement Program funded by water revenues, is to repair and upgrade the City's large transmission pipelines that bring untreated water to the treatment facilities, and convey water from the treatment facilities to Seattle and its suburban wholesale customers' distribution systems.

Program Expenditures	2020 Actuals	2021 Adopted	2022 Proposed
Transmission	5,382,036	20,129,412	16,514,021
Total	5,382,036	20,129,412	16,514,021
Full-time Equivalents Total*	5.00	5.00	5.00

**FTE totals are provided for informational purposes only. Changes in FTEs resulting from City Council or Human Resources Director actions outside of the budget process may not be detailed here*

SPU - BC-SU-C130B - Watershed Stewardship

The purpose of the Watershed Stewardship Budget Summary Level, a Capital Improvement Program funded by water revenues, is to implement projects associated with the natural land, forestry, and fishery resources within the Tolt, Cedar, and Lake Youngs watersheds.

Program Expenditures	2020 Actuals	2021 Adopted	2022 Proposed
Watershed Stewardship	1,753,381	298,356	2,170,333
Total	1,753,381	298,356	2,170,333
Full-time Equivalents Total*	8.00	8.00	8.00

Seattle Public Utilities

**FTE totals are provided for informational purposes only. Changes in FTEs resulting from City Council or Human Resources Director actions outside of the budget process may not be detailed here*

SPU - BC-SU-C140B - Water Quality & Treatment

The purpose of the Water Quality & Treatment Budget Summary Level, a Capital Improvement Program funded by water revenues, is to design, construct, and repair water treatment facilities and remaining open-water reservoirs.

Program Expenditures	2020 Actuals	2021 Adopted	2022 Proposed
Water Quality & Treatment	886,253	13,214,127	3,604,945
Total	886,253	13,214,127	3,604,945
Full-time Equivalents Total*	14.00	14.00	14.00

**FTE totals are provided for informational purposes only. Changes in FTEs resulting from City Council or Human Resources Director actions outside of the budget process may not be detailed here*

SPU - BC-SU-C150B - Water Resources

The purpose of the Water Resources Budget Summary Level, a Capital Improvement Program funded by water revenues, is to repair and upgrade water transmission pipelines and promote residential and commercial water conservation.

Program Expenditures	2020 Actuals	2021 Adopted	2022 Proposed
Water Resources	2,221,777	12,031,263	7,052,669
Total	2,221,777	12,031,263	7,052,669
Full-time Equivalents Total*	12.00	12.00	12.00

**FTE totals are provided for informational purposes only. Changes in FTEs resulting from City Council or Human Resources Director actions outside of the budget process may not be detailed here*

SPU - BC-SU-C160B - Habitat Conservation Program

The purpose of the Habitat Conservation Budget Summary Level, a Capital Improvement Program funded by water revenues, is to manage projects directly related to the Cedar River Watershed Habitat Conservation Plan.

Program Expenditures	2020 Actuals	2021 Adopted	2022 Proposed
Habitat Conservation Program	3,989,560	1,474,395	2,603,765
Total	3,989,560	1,474,395	2,603,765
Full-time Equivalents Total*	15.00	15.00	15.00

Seattle Public Utilities

**FTE totals are provided for informational purposes only. Changes in FTEs resulting from City Council or Human Resources Director actions outside of the budget process may not be detailed here*

SPU - BC-SU-C230B - New Facilities

The purpose of the New Facilities Budget Summary Level, a Capital Improvement Program funded by solid waste revenues, is to design and construct new facilities to enhance solid waste operations.

Program Expenditures	2020 Actuals	2021 Adopted	2022 Proposed
New Facilities	1,403,445	19,250,000	6,155,694
Total	1,403,445	19,250,000	6,155,694
Full-time Equivalents Total*	9.00	9.00	9.00

**FTE totals are provided for informational purposes only. Changes in FTEs resulting from City Council or Human Resources Director actions outside of the budget process may not be detailed here*

SPU - BC-SU-C240B - Rehabilitation & Heavy Equipment

The purpose of the Rehabilitation and Heavy Equipment Budget Summary Level, a Capital Improvement Program funded by solid waste revenues, is to implement projects to repair and rehabilitate the City's solid waste transfer stations and improve management of the City's closed landfills and household hazardous waste sites.

Program Expenditures	2020 Actuals	2021 Adopted	2022 Proposed
Rehabilitation & Heavy Eqpt	702,835	1,220,000	2,450,000
Total	702,835	1,220,000	2,450,000

**FTE totals are provided for informational purposes only. Changes in FTEs resulting from City Council or Human Resources Director actions outside of the budget process may not be detailed here*

SPU - BC-SU-C333B - Protection of Beneficial Uses

The purpose of the Protection of Beneficial Uses Budget Summary Level, a Capital Improvement Program funded by drainage revenues, is to make improvements to the City's drainage system to reduce the harmful effects of storm water runoff on creeks and receiving waters by improving water quality and protecting or enhancing habitat.

Program Expenditures	2020 Actuals	2021 Adopted	2022 Proposed
Protection of Beneficial Uses	7,652,565	21,139,104	20,910,556

Seattle Public Utilities

Total	7,652,565	21,139,104	20,910,556
Full-time Equivalents Total*	14.00	14.00	14.00

**FTE totals are provided for informational purposes only. Changes in FTEs resulting from City Council or Human Resources Director actions outside of the budget process may not be detailed here*

SPU - BC-SU-C350B - Sediments

The purpose of the Sediments Budget Summary Level, a Capital Improvement Program funded by drainage and wastewater revenues, is to restore and rehabilitate natural resources in or along Seattle's waterways.

Program Expenditures	2020 Actuals	2021 Adopted	2022 Proposed
Sediments	3,176,623	3,867,219	4,560,404
Total	3,176,623	3,867,219	4,560,404
Full-time Equivalents Total*	7.00	7.00	7.00

**FTE totals are provided for informational purposes only. Changes in FTEs resulting from City Council or Human Resources Director actions outside of the budget process may not be detailed here*

SPU - BC-SU-C360B - Combined Sewer Overflows

The purpose of the Combined Sewer Overflow (CSO) Budget Summary Level, a Capital Improvement Program funded by drainage and wastewater revenues, is to plan and construct large infrastructure systems, smaller retrofits, and green infrastructure for CSO Summary.

Program Expenditures	2020 Actuals	2021 Adopted	2022 Proposed
Combined Sewer Overflows	88,650,004	134,109,402	98,151,462
Total	88,650,004	134,109,402	98,151,462
Full-time Equivalents Total*	30.00	30.00	30.00

**FTE totals are provided for informational purposes only. Changes in FTEs resulting from City Council or Human Resources Director actions outside of the budget process may not be detailed here*

SPU - BC-SU-C370B - Rehabilitation

The purpose of the Rehabilitation Budget Summary Level, a Capital Improvement Program funded by drainage and wastewater revenues, is to rehabilitate or replace existing drainage and wastewater assets in kind, to maintain the current functionality of the system.

Program Expenditures	2020 Actuals	2021 Adopted	2022 Proposed
-----------------------------	-------------------------	-------------------------	--------------------------

Seattle Public Utilities

Rehabilitation	28,438,599	38,267,638	40,685,437
Total	28,438,599	38,267,638	40,685,437
Full-time Equivalents Total*	30.00	30.00	30.00

**FTE totals are provided for informational purposes only. Changes in FTEs resulting from City Council or Human Resources Director actions outside of the budget process may not be detailed here*

SPU - BC-SU-C380B - Flooding, Sewer Backup & Landslide

The purpose of the Flooding, Sewer Back-up, and Landslides Budget Summary Level, a Capital Improvement Program funded by drainage and wastewater revenues, is to plan, design and construct systems aimed at preventing or alleviating flooding and sewer backups in the City of Seattle, protecting public health, safety, and property. This program also protects SPU drainage and wastewater infrastructure from landslides, and makes drainage improvements where surface water generated from City rights-of-way contributes to landslides.

Program Expenditures	2020 Actuals	2021 Adopted	2022 Proposed
Flooding, Sewer Backup & Lndsl	13,944,483	42,898,658	29,967,149
Total	13,944,483	42,898,658	29,967,149
Full-time Equivalents Total*	25.00	25.00	25.00

**FTE totals are provided for informational purposes only. Changes in FTEs resulting from City Council or Human Resources Director actions outside of the budget process may not be detailed here*

SPU - BC-SU-C410B - Shared Cost Projects

The purpose of the Shared Cost Projects Budget Summary Level, which is a Capital Improvement Program, is to implement the Water, Drainage and Wastewater, and Solid Waste Utility's share of capital improvement projects that receive funding from multiple SPU funds.

Program Expenditures	2020 Actuals	2021 Adopted	2022 Proposed
Shared Cost Projects	41,521,497	69,272,585	42,182,815
Total	41,521,497	69,272,585	42,182,815
Full-time Equivalents Total*	95.00	95.00	95.00

**FTE totals are provided for informational purposes only. Changes in FTEs resulting from City Council or Human Resources Director actions outside of the budget process may not be detailed here*

SPU - BC-SU-C510B - Technology

The purpose of the Technology Budget Summary Level, a Capital Improvement Program, is to make use of technology to increase the Water, Drainage and Wastewater, and Solid Waste Utility's

Seattle Public Utilities

efficiency and productivity.

Program Expenditures	2020 Actuals	2021 Adopted	2022 Proposed
Technology	13,056,071	12,200,099	10,050,000
Total	13,056,071	12,200,099	10,050,000
Full-time Equivalents Total*	41.00	41.00	41.00

**FTE totals are provided for informational purposes only. Changes in FTEs resulting from City Council or Human Resources Director actions outside of the budget process may not be detailed here*

SPU - BO-SU-N000B - General Expense

The purpose of the General Expense Budget Summary Level is to provide for the Utility's general expenses such as debt service, taxes and major contracts.

Program Expenditures	2020 Actuals	2021 Adopted	2022 Proposed
Budget Reserves	-	8,914,284	13,019,732
Capital Purchases	122,115	238,859	313,636
Debt Service	165,195,185	170,057,449	166,747,774
Major Contracts	286,693,118	308,299,579	302,774,050
Taxes and Fees	136,939,573	161,090,218	151,611,849
Total	588,949,991	648,600,389	634,467,041
Full-time Equivalents Total*	-	-	1.00

**FTE totals are provided for informational purposes only. Changes in FTEs resulting from City Council or Human Resources Director actions outside of the budget process may not be detailed here*

The following information summarizes the programs in General Expense Budget Summary Level:

Budget Reserves

The purpose of the Budget Reserves Program is to appropriate funds to maintain a necessary working reserve for unanticipated expenditures that may develop during the fiscal year. These are important due to the utility need to plan revenue on a six-year horizon.

Expenditures/FTE	2020 Actuals	2021 Adopted	2022 Proposed
Budget Reserves	-	8,914,284	13,019,732

Capital Purchases

The purpose of the Capital Purchases Program is to provide appropriation for the utility to purchase equipment that cannot be purchased using bond proceeds.

Seattle Public Utilities

	2020	2021	2022
Expenditures/FTE	Actuals	Adopted	Proposed
Capital Purchases	122,115	238,859	313,636

Debt Service

The purpose of the Debt Service Program is to provide appropriation for new bond issuance costs as well as principal and interest payments on previously issued bonds and loans.

	2020	2021	2022
Expenditures/FTE	Actuals	Adopted	Proposed
Debt Service	165,195,185	170,057,449	166,747,774

Major Contracts

The purpose of the Major Contracts Program is to provide appropriation for large service contracts that SPU has with solid waste contractors and for water and wastewater treatment costs.

	2020	2021	2022
Expenditures/FTE	Actuals	Adopted	Proposed
Major Contracts	286,693,118	308,299,579	302,774,050
Full Time Equivalents Total	-	-	1.00

Taxes and Fees

The purpose of the Taxes Program is to provide appropriation for payment of city and state taxes.

	2020	2021	2022
Expenditures/FTE	Actuals	Adopted	Proposed
Taxes and Fees	136,939,573	161,090,218	151,611,849

SPU - BO-SU-N100B - Leadership and Administration

The purpose of the Leadership and Administration Budget Summary Level is to provide overall management and policy direction for Seattle Public Utilities and to provide core management and administrative services like finance, human resources, and facility management.

Program Expenditures	2020	2021	2022
	Actuals	Adopted	Proposed
Citywide Indirect Costs	60,733,914	62,592,009	66,778,969
Departmental Indirect Costs	69,318,385	83,286,162	88,426,694
Divisional Indirect Costs	1,012,393	1,253,337	1,279,806
Indirect Cost Recovery Offset	(22,076,537)	(20,302,238)	(22,293,753)
Paid Time Off Indirect Costs	(1,841,519)	4,443,206	4,353,109
Pooled Benefits Indirect Costs	2,615,087	8,025,203	8,808,284
Total	109,761,724	139,297,679	147,353,108
Full-time Equivalents Total*	116.60	118.60	139.60

Seattle Public Utilities

**FTE totals are provided for informational purposes only. Changes in FTEs resulting from City Council or Human Resources Director actions outside of the budget process may not be detailed here*

The following information summarizes the programs in Leadership and Administration Budget Summary Level:

Citywide Indirect Costs

The purpose of the Citywide Indirect Costs program is to fund internal services costs originating from outside of the department such as allocated costs from the Department of Finance and Administrative Services and Seattle Information Technology Department.

	2020	2021	2022
Expenditures/FTE	Actuals	Adopted	Proposed
Citywide Indirect Costs	60,733,914	62,592,009	66,778,969

Departmental Indirect Costs

The purpose of the Departmental Indirect Costs program is to fund costs associated with management of the department. This may include personnel costs related to department leadership and administration or other administrative costs such as external rent and operating supplies or services.

	2020	2021	2022
Expenditures/FTE	Actuals	Adopted	Proposed
Departmental Indirect Costs	69,318,385	83,286,162	88,426,694
Full Time Equivalents Total	116.60	118.60	139.60

Divisional Indirect Costs

The purpose of the Divisional Indirect Costs program is to fund administrative costs generated by sub-departmental units.

	2020	2021	2022
Expenditures/FTE	Actuals	Adopted	Proposed
Divisional Indirect Costs	1,012,393	1,253,337	1,279,806

Indirect Cost Recovery Offset

The purpose of the Indirect Cost Recovery Offset program is to reflect the adjustment to the Leadership and Administration BSL occurring as a result of the Utility's general and administrative overhead allocation.

	2020	2021	2022
Expenditures/FTE	Actuals	Adopted	Proposed
Indirect Cost Recovery Offset	(22,076,537)	(20,302,238)	(22,293,753)

Paid Time Off Indirect Costs

Seattle Public Utilities

The purpose of the Paid Time Off program is to fund salary and benefit costs associated with City-provided leave benefits such as holiday pay, sick time, vacation time, executive leave or other leave benefits, including termination payouts for vacation and sick leave.

	2020	2021	2022
Expenditures/FTE	Actuals	Adopted	Proposed
Paid Time Off Indirect Costs	(1,841,519)	4,443,206	4,353,109

Pooled Benefits Indirect Costs

The purpose of the Pooled Benefits program is to fund department costs associated with health and dental insurance, workers compensation, and unemployment insurance contributions.

	2020	2021	2022
Expenditures/FTE	Actuals	Adopted	Proposed
Pooled Benefits Indirect Costs	2,615,087	8,025,203	8,808,284

SPU - BO-SU-N200B - Utility Service and Operations

The purpose of the Utility Service and Operations Budget Summary Level is to fund the direct delivery of essential Customer Service programs and the operating expenses for Pre-Capital Planning & Development, Project Delivery, Drainage and Wastewater, Solid Waste, Water and General Fund programs.

Program Expenditures	2020 Actuals	2021 Adopted	2022 Proposed
Customer Service	21,484,811	24,491,609	24,730,490
Drainage System	7,404,905	10,169,240	10,406,370
DWW Facilities & Equip	1,453,767	1,277,248	1,292,747
DWW System Operations	25,534,479	27,281,525	29,123,478
Emergency Response	17,433,500	2,260,259	2,360,772
Engineering	9,107,814	18,127,091	18,191,338
Pre-Capital Planning	3,462,550	4,392,736	4,243,265
Solid Waste Facilities & Equip	4,718,953	5,983,638	5,929,372
Solid Waste Operations	27,506,585	33,571,626	37,195,372
Wastewater System	11,388,263	12,825,670	13,337,154
Water Distribution System	10,150,346	12,860,675	12,954,197
Water Facilities & Equipment	2,379,938	2,961,111	2,869,012
Water Supply & Transmsn Systm	5,250,727	5,285,926	5,418,362
Water System Operations	25,487,188	29,590,414	44,129,291
Total	172,763,826	191,078,767	212,181,219
Full-time Equivalents Total*	932.70	937.70	952.70

**FTE totals are provided for informational purposes only. Changes in FTEs resulting from City Council or Human Resources Director actions outside of the budget process may not be detailed here*

Seattle Public Utilities

The following information summarizes the programs in Utility Service and Operations Budget
Summary Level:

Customer Service

The purpose of the Customer Service Program is to provide appropriation to manage and provide customer service support for the direct delivery of programs and services.

	2020	2021	2022
Expenditures/FTE	Actuals	Adopted	Proposed
Customer Service	21,484,811	24,491,609	24,730,490
Full Time Equivalents Total	249.00	249.00	254.00

Drainage System

The purpose of the Drainage System Program is to provide appropriation for maintaining the drainage system, drainage conveyance, stormwater detention and green stormwater infrastructure.

	2020	2021	2022
Expenditures/FTE	Actuals	Adopted	Proposed
Drainage System	7,404,905	10,169,240	10,406,370
Full Time Equivalents Total	-	-	2.00

DWW Facilities & Equip

The purpose of the DWW Facilities and Equipment Program is to provide appropriation for drainage and wastewater operating and decant facilities

	2020	2021	2022
Expenditures/FTE	Actuals	Adopted	Proposed
DWW Facilities & Equip	1,453,767	1,277,248	1,292,747

DWW System Operations

The purpose of the DWW System Operations Program is to provide appropriation for drainage and wastewater overall system planning, system modeling and analysis, source control, compliance and outreach and education.

	2020	2021	2022
Expenditures/FTE	Actuals	Adopted	Proposed
DWW System Operations	25,534,479	27,281,525	29,123,478
Full Time Equivalents Total	-	-	1.00

Emergency Response

The Emergency Response Program provides appropriation to procure necessary equipment and provide maintenance and support services in case of emergencies.

Expenditures/FTE	2020	2021	2022
------------------	------	------	------

Seattle Public Utilities

	Actuals	Adopted	Proposed
Emergency Response	17,433,500	2,260,259	2,360,772

Engineering

The purpose of the Engineering Program is to provide engineering design and support services, construction inspection, and project management services to capital improvement projects and to the managers of facilities.

	2020 Actuals	2021 Adopted	2022 Proposed
Expenditures/FTE			
Engineering	9,107,814	18,127,091	18,191,338
Full Time Equivalents Total	107.00	107.00	107.00

Pre-Capital Planning

The purpose of the Pre-Capital Planning Program is to support business case development, project plans, and options analysis. This program will capture all costs associated with a project that need to be expensed during its life cycle, including any post-construction monitoring and landscape maintenance.

	2020 Actuals	2021 Adopted	2022 Proposed
Expenditures/FTE			
Pre-Capital Planning	3,462,550	4,392,736	4,243,265

Solid Waste Facilities & Equip

The purpose of the Solid Waste Facilities & Equipment Program provides appropriation to maintain and support the solid waste facilities and landfills.

	2020 Actuals	2021 Adopted	2022 Proposed
Expenditures/FTE			
Solid Waste Facilities & Equip	4,718,953	5,983,638	5,929,372
Full Time Equivalents Total	-	-	1.00

Solid Waste Operations

The purpose of the Solid Waste Operations Program provides appropriation for overall solid waste system planning, operations of the transfer stations, solid waste outreach and management of the Local Hazardous Waste Mitigation Program (LHWMP).

	2020 Actuals	2021 Adopted	2022 Proposed
Expenditures/FTE			
Solid Waste Operations	27,506,585	33,571,626	37,195,372
Full Time Equivalents Total	91.56	91.56	97.56

Wastewater System

The Wastewater System Program provides appropriation to maintain wastewater conveyance,

Seattle Public Utilities

pump stations and storage.

	2020	2021	2022
Expenditures/FTE	Actuals	Adopted	Proposed
Wastewater System	11,388,263	12,825,670	13,337,154
Full Time Equivalents Total	233.05	233.05	233.05

Water Distribution System

The Water Distribution System Program provides appropriation to maintain water distribution conveyance, pump stations and reservoirs.

	2020	2021	2022
Expenditures/FTE	Actuals	Adopted	Proposed
Water Distribution System	10,150,346	12,860,675	12,954,197
Full Time Equivalents Total	120.09	120.09	120.09

Water Facilities & Equipment

The Water Facilities & Equipment Program provides appropriation to maintain water storage facilities.

	2020	2021	2022
Expenditures/FTE	Actuals	Adopted	Proposed
Water Facilities & Equipment	2,379,938	2,961,111	2,869,012

Water Supply & Transmssn Systm

The Water Supply and Transmission System Program provides appropriation to operate and maintain the water pipelines, reservoirs and water sheds.

	2020	2021	2022
Expenditures/FTE	Actuals	Adopted	Proposed
Water Supply & Transmssn Systm	5,250,727	5,285,926	5,418,362

Water System Operations

The Water System Operations Program provides appropriation to plan and monitor the overall water system and water quality lab, and includes the work for the Cedar River Habitat conservation.

	2020	2021	2022
Expenditures/FTE	Actuals	Adopted	Proposed
Water System Operations	25,487,188	29,590,414	44,129,291
Full Time Equivalents Total	132.00	137.00	137.00

Seattle Department of Transportation

Sam Zimbabwe, Director

(206) 684-5000

<http://www.seattle.gov/transportation>

Department Overview

The Seattle Department of Transportation (SDOT) develops, maintains, and operates a transportation system that promotes the safe and efficient mobility of people and goods, and enhances the quality of life, environment, and economy of Seattle and the surrounding region. The City's transportation infrastructure is estimated to be worth approximately \$28 billion, including these major system assets:

- 1,548 lane-miles of arterial streets;
- 2,396 lane-miles of non-arterial streets;
- 2,293 miles of sidewalks;
- 124 bridges;
- 499 stairways;
- 581 retaining walls;
- 22 miles of seawalls;
- 1,118 signalized intersections;
- 47 miles of multi-purpose trails;
- 2,293 miles of improved sidewalks and median pathways;
- 142 miles of on-street bicycle facilities;
- 38,000 street trees;
- 1,512 pay stations;
- 31,823 curb ramps;
- more than 194,000 signs

The SDOT budget covers three major lines of business:

The **Transportation Capital Improvement Program** includes the major maintenance and replacement of SDOT's capital assets; the program also develops and constructs additions to the City's transportation infrastructure. The program includes the Major Maintenance/Replacement, Major Projects, and Mobility-Capital Budget Summary Levels (BSLs).

Operations and Maintenance covers day-to-day operations and routine maintenance that keep people and goods moving throughout the city, which includes operating the city's movable bridges and traffic signals, cleaning streets, repairing potholes, issuing permits, maintaining trees, and transportation planning and engineering. The four BSLs in this area are: Bridges and Structures; Maintenance Operations; Mobility-Operations; and Right-of-Way Management.

Business Management and Support provides overall policy direction and business support for SDOT and includes the Leadership and Administration and General Expense BSLs.

Seattle Department of Transportation

Budget Snapshot

	2020 Actuals	2021 Adopted	2022 Proposed
Department Support			
General Fund Support	32,500,540	54,595,885	67,083,508
Other Funding - Operating	231,437,010	217,276,720	242,953,642
Total Operations	263,937,550	271,872,605	310,037,150
Capital Support			
General Fund Support	54,837	2,060,728	4,264,837
Other Funding - Capital	343,445,123	362,696,697	403,989,159
Total Capital	343,499,960	364,757,424	408,253,996
Total Appropriations	607,437,510	636,630,029	718,291,146
Full-Time Equivalents Total*	958.00	959.00	1,116.50

* FTE totals are provided for informational purposes only. Changes in FTEs resulting from City Council or Human Resources Director actions outside of the budget process may not be detailed here

Budget Overview

The City of Seattle, like the rest of the country, is still recovering from the impacts of the COVID-19 pandemic. In addition to adverse public health impacts, the pandemic has had a devastating impact on national, state, and local economies resulting in significant declines in revenues and increases in emergency spending. While 2020 saw significant decreases in resources available to local governments, 2021 saw more optimistic rebounds in overall revenues including an infusion of significant amounts of federal relief funds. However, many transportation-specific funding sources are lagging.

Significant revenue shortfalls from 2020 due to the economic downturn, as well as cost pressures from the West Seattle Bridge closure and resulting traffic mitigation, increasing construction costs, and emergency storm and transportation event response activities have consumed much of the Seattle Department of Transportation's (SDOT's) financial reserves. Consequently, SDOT's budget is relying on revenues collected in the year of expenditure, as well as numerous sources of one-time grants and other partner funding, and a continuation of 2021 budget reductions through 2022. For this reason, the 2022 Proposed Budget for the Seattle Department of Transportation reflects largely a cost-to-continue budget that maintains core services with limited expansion of projects and programs.

General principles underlying our approach to the 2022 Proposed Budget are:

- Maintaining essential services, safety requirements and basic maintenance and restoration of transportation infrastructure (including the West Seattle High Bridge)
- Minimizing direct impacts to underserved communities and engaging in an equity-centered recovery process
- Improving financial transparency and funding flexibility through aligning the Capital Improvement Program with anticipated annual spending; and
- Maintaining continuity of necessary staff resources to support core services, delivery, and return-to-work ramp-up activities.

Seattle Department of Transportation

The 2022 Proposed Budget continues making investments that enhance safe environments for walking, biking, riding transit, driving, and moving freight based on geographic equity and community need. All budget investments are intended to further integrate SDOT's master plans and continue to implement a comprehensive Move Seattle strategy that maintains and expands the City's transportation infrastructure. All investments are prioritized based on safety, need, regulatory requirements and policies established by the City.

Some highlights of the 2022 Proposed Budget are:

Transportation Network Company Tax Investments: Revenue collected from the new taxes on Transportation Network Companies (TNCs) established in 2020 are split between housing and transportation purposes, after implementation costs and the Dispute Resolution Center has been fully funded. In the 2022 Proposed Budget, SDOT is anticipating \$3,200,000 to support two primary activities:

- **Development updates to the Center City Connector streetcar project (\$2.4 million):** This work will support updating cost estimation and impacts, after the project was paused in 2018. The work is critical in allowing SDOT to determine next steps on the project and integrate planning with Sound Transit 3 project work.
- **Recovering with Sustainable and Equitable Transportation (ReSET) program (\$550,000):** This new program will invest TNC tax dollars into pedestrian, transit access, and livability projects in communities that were disproportionately impacted by COVID-19, both in health impacts and economic conditions. The program will reach communities directly through focus groups and direct engagement activities.

Capital Budget Re-appropriation: As part of the 2022 Proposed Budget, SDOT will be aligning their Capital Improvement Program budget with the department's Capital Spending Plan, a more frequently updated cost planning exercise than the annual budget. Rather than accumulating unspent capital appropriations year-over-year, SDOT will seek to amend the budget so appropriations better reflect projected current year capital spending. This process allows SDOT to communicate capital budgets through the annual budget process with more transparency and consistency to Council and the general public, and is a best practice already used in the Seattle Public Utilities and Seattle City Light capital budgets.

Clean-Up in the Right-of-Way (ROW): Trash, litter and debris across the city has worsened during the COVID-19 pandemic. To address this, the proposed budget includes \$10.03 million in funding for critical operations that ensure our public spaces are clean, safe, and accessible. This investment package includes:

1. **Continue the Clean Cities Initiative:** Through August 2022, funding a surge-level response to address immediate recovery needs through strategies such as the purple bag program, community litter abatement, graffiti rangers and needle disposal. SDOT will continue to participate in the City's Clean Teams response, along with the Parks Department and Seattle Public Utilities, to provide a coordinated, rapid response to address hotspots throughout the city.
2. **Support City efforts to maintain clean and accessible ROW and Parks:** Resourcing the expanded demand on Seattle Parks and Recreation (SPR) to address impacts of unmanaged encampments, such as litter removal, site restoration, storage of personal belongings, and data collection and reporting. Included in this work is continuation of SDOT's base level funding for SPR cleaning in the ROW.
3. **Enhance RV remediation:** SDOT will be resourcing Seattle Public Utilities to work collaboratively with people living in RVs to maintain clean and accessible areas in the ROW around RVs. As part of this effort, SPU will hire a new Field Coordinator who will support connecting people living in RVs to resources as part of their role.

Workforce Continuity: Over the last 3 years, SDOT has relied on temporary workers to support new initiatives and pilot programs, ramp up delivery on projects with discrete timelines (i.e. the Levy to Move Seattle), and fill workforce gaps left by major economic changes during COVID. Because much of this work is critical in sustaining transportation programs and infrastructure into the future, SDOT is proposing to add 37.5 FTE in the 2022 Proposed Budget to help transition its temporary workforce into permanent support for ongoing programs, as well as establish

Seattle Department of Transportation

critical new positions for transportation priorities. This does not include 120 additional positions due to the transfer of Parking Enforcement Officers to SDOT (see section below for more detail) and adding 3 administrative positions to support this work.

Seattle Transportation Benefit District: As part of the 2021 budget process, the City Council passed legislation that increased the City's vehicle license fees (also known as "car tab fees") from \$20 per vehicle to \$40 per vehicle. The City Council also directed SDOT to undertake a public engagement process to determine how to allocate the revenue from the car tab increase. SDOT conducted public outreach in early 2021 and proposed a spending plan based on this feedback, and Council adopted this plan for the first 6 months. The 2022 Proposed Budget programs these revenues consistent with that stakeholder engagement process. In addition, the proposed budget continues to invest in transit service and capital investments that are funded by STBD's sales tax, consistent with Ordinance 126115.

West Seattle Bridge and other Bridge Investments: In March of 2020, the West Seattle High Bridge was closed to traffic due to cracking of the main span. City Council requested an audit on all City bridges, which was published by the Office of City Auditor in September 2020. The report found that bridges across the city required more investment in maintenance and repairs. SDOT is proposing to increase bridge investments by \$5.3 million to replace components of movable (basculer) bridges as well as the 4th Ave South bridge.

Parking Enforcement: This change implements the transfer of the Parking Enforcement unit from the Seattle Police Department (SPD) to SDOT in the 2022 Proposed Budget, totaling \$15,013,173 and 120.00 FTE. Ordinance 126420 authorized the transfer of Parking Enforcement Officers from the Police Department to SDOT effective September 2021. This unit was transferred because its core functions - the management of street parking and the right-of-way, and the enforcement thereof - is more appropriately situated in SDOT than in SPD. The Mayor's Proposed Budget provides annual funding for this unit.

Federal Funding: The Proposed Budget allocates Coronavirus Local Fiscal Recovery (CLFR) funds to SDOT as part of Seattle Rescue Plan 3 (SRP3), as well as Clean City funding noted in the "Clean-up in the Right-of-Way section above". See the Seattle Rescue Plan section of this 2022 Budget Book for more on SRP3, and the SDOT budget changes section for more detail on this addition.

Transportation Revenues

The 2022 Proposed Budget relies on several funding sources to support transportation needs—sources include: federal, state, and local grants; bonds; Move Seattle property tax levy; Commercial Parking Tax; vehicle license fees; fees for service; Real Estate Excise Tax; street vacation fees; gas tax; multimodal funds; property sale proceeds; school zone and red light camera fines; sales tax; and an annual allocation from the City's General Fund.

In 2022, projected transportation-specific revenues are expected to decrease compared to 2021 Adopted Revenues. Total departmental revenues decreased by \$46.5 million or 10%, due almost entirely to the large one-time federal grant allocations that occurred in 2021 for specific projects. Offsetting this lower grant revenue in 2022 are increases in Commercial Parking Tax and revenues related to the Transportation Benefit District (both sales tax and vehicle license fee components), as the new measure comes into effect. These changes largely reflect optimism around economic recovery through COVID-19, but financial pressure continues for SDOT as costs to deliver transportation services increase faster than revenues are projected to increase.

The 2022 Proposed Budget includes legislation to adjust SDOT's street use permit fees. These changes advance the goal of full cost recovery for permitting while continuing existing free permit programs for businesses and homeowners. The fee permit bill updates the hourly service rates and permit fees to improve cost recovery, adds new permit fees for "Street Improvement Lite" and Council term permits, and changes the Street Vacation filing fee to a permit fee to standardize the fee collection process in SDOT's permit system. The budget legislation will also transition Public Space Management permits from charging separately for review and issuance fees to instead incorporate the cost of review into the permit fee. This means that while public space management permit fees are increasing, overall costs to most applicants will go down and will also be more predictable and transparent.

Seattle Department of Transportation

For 2022, projected commercial parking tax revenue has been adjusted upward to \$40.2 million, an increase of \$11 million, reflecting actual and forecasted returns in this revenue stream as people return to downtown. These revenues are leveraged to back bond financing of both seawall and waterfront projects and general transportation needs. Investments of Real Estate Excise Tax (REET) supporting SDOT's Capital Improvement Program (CIP) will be focused on funding the West Seattle Bridge through debt service payments and other bridge investments, which will limit future investment in other City projects long-term. Gasoline taxes are projected to remain steady in 2022 at \$14.9 million compared to \$14.2 million, and School Zone and red-light camera revenues are projected at \$11.6 million for 2022, a slight decrease over 2021 Adopted projections of \$13.7 million due to uncertainty about camera installations and driver behavior. Finally, as part of the 2015 Move Seattle Levy, SDOT is required to receive a minimum amount of General Fund resources, which is calculated at \$46.4 million in 2022, adjusted for inflation. The 2022 Proposed Budget invests \$50 million of General Fund towards transportation purposes (not including TNC tax and Parking Enforcement Officer investments, which are General Fund activities not counted toward the minimum requirement).

Seattle Department of Transportation

Incremental Budget Changes

Seattle Department of Transportation

	Dollars	FTE
2022 Beginning Budget	669,483,326	959.00
Waterfront Funding Transfer	-	-
Baseline		
Baseline Adjustments for 2020 Ongoing Q4S Items	(2,500,000)	-
Baseline Adjustments for 2021 One-Time Operating Expense Items	9,425,450	-
Baseline Adjustments for 2021 Ongoing Operating Admin Transfers	-	-
Baseline Adjustments for Personnel Costs	-	-
Baseline Adjustments for Personnel Costs - Parking Enforcement Officers	4,045	-
Citywide Adjustments for Standard Cost Changes	5,083,676	-
First Hill Streetcar Operations Technical Adjustment	-	-
Revenue Adjustments - Baseline	-	-
South Lake Union Streetcar Operations Technical Adjustment	-	-
Proposed Operating		
Administrative Staffing Costs for Parking Enforcement Unit	908,000	-
Car Share Budget Legislation	-	-
Citywide Integrated Transportation Plan	2,500,000	-
Clean City Initiative Funding Expansion	2,800,000	-
Climate Implementation Plan and Calculator	300,000	-
New \$20 Vehicle License Fee-Funded Operating Investments	4,058,627	2.00
Planning and Street Use Reductions	(407,804)	-
Program Reductions	(300,506)	-
SDOT Encampment Clean-Up Funding Transfer to Parks	100,000	-
SDOT Staffing Needed to Support Existing Commitments	-	30.50
Sound Transit Staffing	131,427	2.00
STBD Transit Service and Staffing	19,185,928	1.00
Street Use Contingent Budget Authority	1,000,000	-
Street Use Service Rate and Fee Updates	-	-
Streetcar Operations Reductions	(400,000)	-
TNC Tax Funding for ReSET O&M Programs	150,000	-
Transfer Parking Enforcement Budget Overtime	803,000	-
Transfer Parking Enforcement Unit budget	13,772,024	120.00
Transfer to Support Seattle Public Utilities RV Remediation	(556,064)	-
Transit and Mobility Reductions	(2,183,591)	-
Transportation Equity Workgroup	183,709	-

Seattle Department of Transportation

Transportation Operations Reductions	(2,115,251)	-
Proposed Capital		
ATEC Revenue Allocations to APS Capital Program	1,400,000	-
Center City Connector Project Development Update	2,400,000	-
CIP Adjustment	41,687,820	-
CIP Adjustment - West Seattle Bridge Bonds	(23,250,000)	-
Duwamish Valley Investments - 8th Ave Pedestrian Improvements	1,750,000	-
New \$20 Vehicle License Fee-Funded Capital Investments	3,669,445	-
North of Downtown Mobility Action Plan Update	394,000	-
Position Budget Changes	-	-
Program Incremental REET to Moveable Bridges & 4th Avenue South Bridge	5,252,000	-
Rainier Beach Neighborhood Street Activation	250,000	-
Shoreline Street Ends Restoration	585,000	-
Sound Transit Outreach	560,230	-
STBD Capital Transit Investments	1,000,000	-
TNC Tax Funding for ReSET Capital Programs	400,000	-
Proposed Technical		
2021 Q2 Supplemental Ongoing O&M Items	1,010,000	-
Citywide Adjustments for Standard Cost Changes - Parking Enforcement	2,958,971	-
Fund Balancing Entries	-	-
Ongoing Staffing Added in 2021 Q2	288,600	2.00
Revenue Adjustments - Executive	-	-
SDOT "Out Year" Base CIP Adjustment	(19,705,840)	-
SDOT Debt Service Technical Adjustment for 2022	(8,572,234)	-
SDOT O&M Technical Adjustment	(9,706,459)	-
SDOT Q3S "Out Year" Base CIP Adjustment	-	-
SDOT Reimbursable Technical Adjustment	(2,506,702)	-
Street Use Expenditure Alignment	(2,999,681)	-
Revenue Adjustments	-	-
Total Incremental Changes	\$48,807,820	157.50
Total 2022 Proposed Budget	\$718,291,146	1116.50

Description of Incremental Budget Changes

Waterfront Funding Transfer

Expenditures -

Seattle Department of Transportation

This change request shifts funding between the two Central Waterfront capital projects in the SDOT budget, the Alaskan Way Main Corridor project (MC-TR-C072) and the Overlook Walk and East West Connections project (MC-TR-C073).

It reduces LID, Philanthropy, REET and LTGO bond proceeds in the Alaskan Way Main Corridor project by \$15,000,000 in 2023 and increases these funding sources in the Overlook Walk and East West Connections project. This is in order to ensure adequate funding for the Overlook Walk project, one of the projects funded by the Waterfront Local Improvement District, which has seen its estimated cost increase significantly and is slated to begin major construction next year.

This shift is partially offset by increasing reimbursable budget authority in the Alaskan Way Main Corridor project by \$9 million. This represents \$9 million in additional State funding that the WSDOT and City have jointly requested from the State legislature to cover increased cost for the Alaskan Way Main Corridor due to the delayed completion of the SR-99 Tunnel. WSDOT has recommended to the legislature that this cost be funded from the delay settlement funds from the SR-99 tunneling contractor.

Baseline

Baseline Adjustments for 2020 Ongoing Q4S Items

Expenditures	\$(2,500,000)
--------------	---------------

This item adds ongoing appropriations created by the 2020 4th Quarter Supplemental Budget Legislation.

Baseline Adjustments for 2021 One-Time Operating Expense Items

Expenditures	\$9,425,450
--------------	-------------

This item reversing one-time operating expense items from the 2021 budget.

Baseline Adjustments for 2021 Ongoing Operating Admin Transfers

Expenditures	-
--------------	---

This technical item reconciles ongoing operating administrative budget transfer approved during the first quarter of 2021 in the Proposed 2022 Budget.

Baseline Adjustments for Personnel Costs

This centrally administered change adjusts appropriations to restore the annual wage increase for non-represented Executives, Managers and Strategic Advisors, which was forgone in 2021 due to financial constraints.

Baseline Adjustments for Personnel Costs - Parking Enforcement Officers

Expenditures	\$4,045
--------------	---------

This centrally administered change adjusts appropriations to restore the annual wage increase for non-represented Executives, Managers and Strategic Advisors, which was forgone in 2021 due to financial constraints. This item only applies to Parking Enforcement Officers.

Citywide Adjustments for Standard Cost Changes

Expenditures	\$5,083,676
--------------	-------------

Citywide technical adjustments made in the baseline phase reflect changes to internal services costs, including rates from the Department of Finance & Administrative Services, Seattle Information Technology Department, Seattle

Seattle Department of Transportation

Department of Human Resources, and for Judgement and Claims, healthcare, retirement and industrial insurance charges for the department. These adjustments reflect initial assumptions about these costs and inflators early in the budget process.

First Hill Streetcar Operations Technical Adjustment

Expenditures -

This item makes technical adjustments to SDOT's baseline budget for the projected operating expenses of the First Hill Streetcar. This item is budget-neutral and makes accounting adjustments to in order to budget at the appropriate level of detail.

Revenue Adjustments - Baseline

Revenues \$16,320,334

This item aligns SDOT's 2022 Revenues with the current revenue forecast as of 3/18/2021.

South Lake Union Streetcar Operations Technical Adjustment

Expenditures -

This item makes technical adjustments to SDOT's baseline budget for the projected operating expenses of the South Lake Union Streetcar. This item is budget-neutral and makes accounting adjustments to in order to budget at the appropriate level of detail.

Proposed Operating

Administrative Staffing Costs for Parking Enforcement Unit

Expenditures \$908,000

This item transfers the PEO unit's administrative support ("back of house") budget to SDOT. This funding will be used to support 3.0 FTE providing human resources and finance support that were previously approved in the 2021 Adopted Budget. Previously, these functions were performed by SPD and will now be performed by SDOT.

Car Share Budget Legislation

Revenues \$(147,000)

This item reduces the 2022 revenue to General Fund by \$105,000 and to Transportation Fund by \$42,000 to account for proposed changes to the car share provisions of the Seattle Municipal Code. The Seattle Department of Transportation is proposing budget legislation to update car share operations fees, update geographic coverage requirements for equitable service, and incentivize electrifying car share. Car sharing provides transportation options for Seattle residents and has been a successful part of Seattle's sustainable transportation system since the early 2000s. The proposed legislation reduces a portion of the car share fees to better align with current paid parking costs and increase program flexibility by moving to a fee-per-trip model charged to the car share company. In the short term, SDOT expects lower revenues from car share due to this change. But as car share fleet sizes expectedly grow over time, car share revenue is expected to increase under the proposed change in the fee model.

Citywide Integrated Transportation Plan

Expenditures \$2,500,000

This item funds a Citywide Integrated Transportation Plan that includes integrating all the various transportation modes (pedestrian, bike, transit, freight) into a single plan that addresses the City's key priorities: equity, climate action, safety, and asset management.

Seattle Department of Transportation

Clean City Initiative Funding Expansion

Expenditures \$2,800,000

This item increases budget by \$2,800,000 to extend funding for the Clean City Initiative into 2022. Clean City is a joint effort by Seattle Public Utilities, Seattle Parks and Recreation, Office of Economic Development, and Seattle Department of Transportation to address a backlog in removal of litter and garbage across the city. Funding for this request is Federal recovery assistance (CLRF2). This would fund clean-up services through August 2022. This item is part of a package of CLFR-funded or CLFR-enabled items comprising Seattle Rescue Plan 3 (SRP3). See the Seattle Rescue Plan section of this 2022 Budget Book for more on SRP3.

Climate Implementation Plan and Calculator

Expenditures \$300,000

This item increases the General Fund appropriation by \$300,000 to advance SDOT's climate actions as part of the Green New Deal. The request would fund \$150,000 for consultant services to develop an SDOT Climate Implementation Plan. It also funds \$150,000 for updating SDOT's Climate and Congestion Calculator, which includes adding key data that will improve calculation of emissions baselines and evaluation of alternatives. This is part of a package of Green New Deal items funded by the payroll expense tax (Jumpstart) funds.

New \$20 Vehicle License Fee-Funded Operating Investments

Expenditures \$4,058,627

Position Allocation 2.00

The 2022 Proposed Budget increases operating appropriations due to the new \$20 vehicle license fee (VLF) effective July 2021 and imposed via Ordinance 126234. This item increases funding for operations and maintenance consistent with a 2021 prioritization process that was conducted to solicit external stakeholder feedback as directed by a 2021 Adopted Budget proviso. This item provides \$1.89 million for bridges & structures maintenance, \$500,000 for bike traffic signals, and \$556,000 for each of the following three items: bicycle lane cleaning, crosswalk remarking, and citywide transportation planning. This item also adds two positions for bridge maintenance planning work.

Planning and Street Use Reductions

Expenditures \$(407,804)

This item continues reductions of various programs that were reduced in the 2021 Adopted Budget. The reductions impact various programs in Street Use and Planning areas, including reduction for direct purchases and contracted services, postponing non-urgent services in Waterways Operations, materials, supplies, and holding positions vacant for labor savings reductions. These reductions were made in response to the pandemic and the decreased revenues associated with reduced economic activity. The reductions lower both labor and non-labor expenses in a manner that minimizes impacts to existing staff and service delivery.

Program Reductions

Expenditures \$(300,506)

This item reflects a continuation of reductions identified in the 2021 budget process. It reduces budget across multiple programs in SDOT's Transportation Operations, Policy and Planning, and Right-of-Way Maintenance and Urban Forestry divisions for activities including traffic control plan review services, small-scale transportation planning initiatives, and reduces frequency of street sweeping and mowing services. The reductions were made in response to the pandemic and the decreased revenues associated with reduced economic activity.

Seattle Department of Transportation

SDOT Encampment Clean-Up Funding Transfer to Parks

Expenditures	\$100,000
--------------	-----------

This item increases SDOT's annual payment by \$100,000 to Seattle Parks and Recreation Department (SPR) for obstruction removals in ROW areas from \$1,000,000 to \$1,100,000 to reflect inflationary adjustments since the contract was initiated in 2018. SPR partners with SDOT and Seattle Public Utilities in the cleaning of unsanctioned encampments on parklands and in the right-of-way. As of 2021, SPR facilitates the City's obstruction process and prioritizes sites for Multi-Department Rules (MDAR) removal based on hazards and other site conditions.

SDOT Staffing Needed to Support Existing Commitments

Expenditures	-
Position Allocation	30.50

This item maintains staffing capacity within SDOT to continue to provide basic services and voter-approved projects and programs delivered throughout the department by converting 20 Term-Limited Assignment (TLA) positions, 2 contract-in positions, and 2 emergency positions to regular ongoing positions; by adding 0.5 FTE to an existing position; and by requesting 6 new regular positions, for a total increase of 30.5 FTE. No additional budget appropriation authority or revenues are needed, as the costs and funding for these positions are already built into SDOT's 2022 baseline Budget. These positions support and perform essential services necessary to fulfill SDOT's mission and commitments to the community. All 24 conversions in this request (20 TLA positions, 2 contract-in positions, and 2 emergency positions) will expire during 2021-2022; establishing regular, ongoing positions at the start of 2022 to carry out this work will help ensure seamless delivery of services, with the potential to retain experienced and knowledgeable staff.

Sound Transit Staffing

Expenditures	\$131,427
Position Allocation	2.00

This item adds 1.0 FTE Strategic Advisor 3 to work with Sound Transit 3 (ST3) and with other City departments to provide information, analysis, and engineering expertise to determine the best alignment for the West Seattle to Ballard Light Rail Extension (WSBLE). This item also creates 1.0 FTE Executive 2 position to serve as the City's ST3 Designated Representative to Sound Transit, a role funded by Sound Transit and previously performed by a consultant.

STBD Transit Service and Staffing

Expenditures	\$19,185,928
Position Allocation	1.00

This item supports ongoing and planned transit service investments funded by Seattle Transportation Benefit District (STBD) Proposition 1, which voters passed in the November 2020 election. This budget adjustment is consistent with the spending allocations identified in Ordinance 126115. It also includes a budget-neutral conversion of one emergency position to a permanent position. This FTE manages the ORCA Opportunity and Transportation Access programs.

Street Use Contingent Budget Authority

Expenditures	\$1,000,000
--------------	-------------

This item provides contingent budget authority for Street Use Permitting and Enforcement to allow the program to adjust to rapid changes in permit volumes that had not been anticipated during the annual budget development process. This spending authority will only be utilized with the advice and consent of the City Budget Office based on

Seattle Department of Transportation

a review of permit volumes, revenues, and service delivery metrics such as permit processing times and overtime utilization.

Street Use Service Rate and Fee Updates

Revenues	\$3,262,000
----------	-------------

This item increases revenues from the Street Use Permit and Enforcement Program to reflect anticipated revenues from proposed budget legislation. This legislation updates the hourly service rates and permit fees to improve cost recovery, adds new permit fees for Street Improvement Lite and Council Term permits, changes the Street Vacation filing fee to a permit fee, and modifies the structure of Public Space Management permits. The legislation continues existing free permit programs for businesses and homeowners. The legislation advances the goal of achieving full cost recovery in SDOT's street use program.

Streetcar Operations Reductions

Expenditures	\$(400,000)
--------------	-------------

This one-time item reduces appropriation authority by \$200,000 in the South Lake Union Streetcar Operations BSL and by \$200,000 in the First Hill Streetcar Operations BSL. This reduction continues the service levels in place since September 2020 and is consistent with reductions made in the 2021 Adopted Budget. The item reduces the frequency of service on both streetcar lines and changes the hours of streetcar operations.

TNC Tax Funding for ReSET O&M Programs

Expenditures	\$150,000
--------------	-----------

This item adds \$150,000 of Transportation Network Tax funding to pedestrian and public space improvements as part of the City's equitable recovery effort focused on addressing the disproportionate impact of the events of the past year and how recovery efforts should be prioritized in those communities. This is a companion request to Capital Program expansion of \$650,000, which aims to create an equitable and vibrant recovery through a series of pedestrian, transit access and livability improvements. This will support one-time operation and maintenance efforts for improvements that are not creating capital assets, such as pavement marking and painting.

Transfer Parking Enforcement Budget Overtime

Expenditures	\$803,000
--------------	-----------

This item transfers the PEO unit overtime budget to SDOT. As part of the 2021 Adopted Budget, the PEO overtime budget was split across SPD and CSCC. This change request recognizes this funding for overtime in SDOT.

Transfer Parking Enforcement Unit budget

Expenditures	\$13,772,024
Position Allocation	120.00

This item transfers the Parking Enforcement Officer (PEO) unit budget from Seattle Police Department (SPD) and Community Safety and Communications Center (CSCC) to the Seattle Department of Transportation, and includes the transfer of 120 Parking Enforcement Officer positions. As part of the 2021 Adopted Budget, the PEO unit budget was split across the SPD and CSCC. This item recognizes this funding for the PEO unit center in SDOT.

Transfer to Support Seattle Public Utilities RV Remediation

Expenditures	\$(556,064)
--------------	-------------

Seattle Department of Transportation

This item transfers \$556,064 to Seattle Public Utilities to support enhanced RV remediation in the right-of-way. This program was established in 2018 and is supported by the General Fund to help manage trash and abandoned RVs on city streets.

Transit and Mobility Reductions

Expenditures \$(2,183,591)

This item reflects continuation of reductions identified in the 2021 budget process. The reductions were made in response to the pandemic and the decreased revenues associated with reduced economic activity. The reductions lower both labor and non-labor expenses in a manner that minimizes impacts to existing staff and service delivery. This reduction impacts multiple programs within the Transit and Mobility Division including: less public education programming for the Pay-by-Phone program for parking fees, reducing the number of parking pay stations from 1,500 to 1,000 citywide, reducing labor support for the Corridor Project Development program, reducing labor support for Transit Service and Strategy Development program, and lowering the credit card processing fee budget for parking paid by credit card transactions.

Transportation Equity Workgroup

Expenditures \$183,709

This item increases appropriation by \$183,709 to continue funding for the Transportation Equity Workgroup (TEW) from the Transportation Network Company (TNC) tax proceeds. Appropriation for the non-labor TEW expense is currently one-time funding, ending in 2021. This proposal changes the funding from one-time to ongoing to continue this important work in delivering projects with a focus on impacts to BIPOC communities.

Transportation Operations Reductions

Expenditures \$(2,115,251)

This item reduces budget in the Transportation Operations Division continuing reductions identified in the 2021 budget process. This will provide less funding for travel pattern studies and planning for spot improvements. It also reduces software expenses in the Transportation Operations Center and Traffic Data & Records groups. The reductions were made in response to the pandemic and the decreased revenues associated with reduced economic activity.

Proposed Capital

ATEC Revenue Allocations to APS Capital Program

Expenditures \$1,400,000

This item increases funding for installation of Accessible Pedestrian Signals at signalized intersections. This item is funded through Automated Traffic Enforcement Camera revenue that is restricted for purposes dedicated to "equitable access and mobility for persons with disabilities". This revenue is new in 2021 as SDOT embarks on Automated Traffic Enforcement through a pilot program extending to 2023.

Center City Connector Project Development Update

Expenditures \$2,400,000

This item adds \$2,400,000 using Transportation Network Company (TNC) Tax revenues to advance a Center City Connector (C3) Project Development Update. Resolution 31914 directs these revenues to be used in support of projects related to transportation and transit including the Center City Streetcar Connector. The C3 project is one of five high-priority, high-capacity transit projects identified in the 2012 and 2016 Transit Master Plans. Largely on pause at 100% design since April 2018, additional scope needs, and emerging issues necessitate a comprehensive project review to assess how to proceed with the C3 project. The request utilizes TNC taxes intended for streetcar

Seattle Department of Transportation

capital and operations. The C3 project is a proposed expansion of the Seattle Streetcar system that will join the existing South Lake Union and the First Hill Streetcar lines, creating a contiguous streetcar system throughout downtown Seattle with new north-south connections from Stewart St. at Westlake Center to Jackson St. in Pioneer Square. The new connection was estimated to increase daily streetcar ridership from approximately 5,500 average weekday riders to an estimated 18,000 riders, and provide multi-modal connections to Colman Dock, King Street Station, and Link light rail.

CIP Adjustment

Expenditures	\$41,687,820
--------------	--------------

This item appropriates budget that was abandoned as part of the 3rd Quarter Supplemental Budget Legislation. With this change, SDOT is implementing a new Capital Budget process that realigns the department's six-year CIP budget to the latest project spending plans, which are updated and communicated to Council and the public more frequently than the annual budget. SDOT intends to make this part of an annual synchronization of SDOT's capital budget and spend plan to ensure greater transparency and more up-to-date information on SDOT's Capital Budget programs and projects.

CIP Adjustment - West Seattle Bridge Bonds

Expenditures	\$(23,250,000)
--------------	----------------

This change updates 2022 bond sale assumptions and grant budget awarded to the West Seattle Bridge project.

Duwamish Valley Investments - 8th Ave Pedestrian Improvements

Expenditures	\$1,750,000
--------------	-------------

This change is part of a package of investments that expand the Duwamish Valley Program for 2022. The expanded program is intended to increase opportunities for youth and provide community and economic development in accordance with the Duwamish Valley Action Plan. This item will link the Georgetown community to its only waterfront access by improving 8th Ave. S and the street end park, including pedestrian safety, natural drainage, and open space.

New \$20 Vehicle License Fee-Funded Capital Investments

Expenditures	\$3,669,445
--------------	-------------

The 2022 Proposed Budget increases capital appropriations due to the new \$20 vehicle license fee (VLF) effective July 2021 and imposed via Ordinance 126234. This item increases funding for capital projects consistent with a 2021 prioritization process that was conducted to solicit external stakeholder feedback as directed by a 2021 Adopted Budget proviso. This item adds \$2.2 million to the Vision Zero CIP, \$1.1 million to the Sidewalk Safety Repair project, and \$334,000 for the SDOT ADA Program.

North of Downtown Mobility Action Plan Update

Expenditures	\$394,000
--------------	-----------

This item increases budget for the North of Downtown Mobility Action Plan Capital Improvement Project that supports mobility and access in the "North of Downtown" Queen Anne and neighborhood by constructing infrastructure, such as bicycle, pedestrian, and transit improvements around the new arena construction. This request fully appropriates the annual contribution from the Oak View Group, Seattle's arena partner, for the Plan. Please see the proposed 2022-2027 CIP for more information on this project.

Position Budget Changes

Seattle Department of Transportation

Expenditures

-

This item is a budget-neutral, technical change that shifts appropriation between accounts within several capital projects related to position requests in SDOT's 2022 Proposed Budget.

Program Incremental REET to Moveable Bridges & 4th Avenue South Bridge

Expenditures

\$5,252,000

This item increases budget by \$6,452,000 of Real Estate Excise Tax (REET) with \$5,252,000 in 2022 and \$1,200,000 in 2023 to fund the replacement of mechanical/electrical components for three of the City's moveable bridges and support rehabilitation work on the 4th Avenue South bridge. The University, Ballard, and Spokane bascule bridges will collectively receive \$4,300,000 of REET resources to replace and upgrade various mechanical and electrical components to ensure continued operations. These bridges provide vital connections throughout the city for transit, vehicular, pedestrian, and bicycle traffic and also preserve maritime connections between Seattle's various bodies of water. The remaining \$2,152,000 of appropriation will support repairs for the 4th Avenue South bridge (commonly referred to as "4th Over Argo"). This bridge serves as a primary connection between the Georgetown and Downtown neighborhoods. The structure's age, higher volume of vehicular traffic, and increased vehicle weight loads have caused deterioration of the cantilevered ends of the main span piers. Repairs must be made to the bridge to ensure the safety of the public and maintain neighborhood connections.

Rainier Beach Neighborhood Street Activation

Expenditures

\$250,000

The proposed budget provides \$250,000 to fund public space improvements in Detective Cookie Chess Park in the Rainier Beach Neighborhood. Improvements include adding hardscape to improve transit access, pedestrian lighting, and landscaping to complement a community-led design initiative that serves BIPOC seniors and youth.

Shoreline Street Ends Restoration

Expenditures

\$585,000

This item restores 2022 appropriation authority that had been reduced in the 2021 Adopted Budget as part of COVID-19 reductions. This funding will be used to continue permit enforcement, project development, and program management functions in the Shoreline Street Ends program. The 2021 reduction was based on concerns over revenue shortfall that did not materialize.

Sound Transit Outreach

Expenditures

\$560,230

This item increases budget by \$560,231 for Sound Transit 3 (ST3) using Street Use fees. Of this amount, \$248,835 will be used to obtain outreach services to be provided by the Department of Neighborhoods to continue engagement support for West Seattle and Ballard Extensions. An additional \$311,395 is allocated for professional services to assist with engineering analysis, impact and alternative review associated with the West Seattle and Ballard Link Extension alignment.

STBD Capital Transit Investments

Expenditures

\$1,000,000

This item provides capital investments funded by Seattle Transportation Benefit District (STBD) Proposition One, which voters passed in the November 2020 election. The STBD Transit Improvements CIP will support the design and delivery of bus-only lanes and other transit priority projects in 2022-2027. This item is consistent with Ordinance

Seattle Department of Transportation

126115, which allocates up to \$3 million of STBD sales tax annually for maintenance and capital improvements that will maximize the efficiency and reliability of transit operations.

TNC Tax Funding for ReSET Capital Programs

Expenditures	\$400,000
--------------	-----------

This item funds public space projects aimed at supporting equitable and vibrant recovery through a series of pedestrian, transit access and livability improvements. This investment would focus on spaces that bring people together to support community recovery. Project work includes street lighting improvements, pedestrian paving projects, crosswalks, curb ramps, and more in communities that have historically seen less investment in transportation infrastructure.

Proposed Technical

2021 Q2 Supplemental Ongoing O&M Items

Expenditures	\$1,010,000
--------------	-------------

This technical item aligns operating adjustments approved in the 2021 2nd Quarter Supplemental Budget Legislation with the 2022 Proposed Budget.

Citywide Adjustments for Standard Cost Changes - Parking Enforcement

Expenditures	\$2,958,971
--------------	-------------

This change request reflects citywide technical adjustments made in the baseline phase to internal services costs, including rates from the Department of Finance & Administrative Services, Seattle Information Technology Department, Seattle Department of Human Resources, and for healthcare, retirement and industrial insurance charges for the department. These adjustments reflect initial assumptions about these costs and inflators early in the budget process, and apply to the Parking Enforcement division, only.

Fund Balancing Entries

Revenues	\$112,843,991
----------	---------------

This is a technical item to record a fund balancing entry for the Move Seattle Levy Fund (10398), Transportation Fund (13000), School Safety and Traffic Improvement Fund (18500), and West Seattle Bridge Bond Fund (36810) which are primarily managed by SDOT.

Ongoing Staffing Added in 2021 Q2

Expenditures	\$288,600
Position Allocation	2.00

This is a technical adjustment that applies a 2021 supplemental budget change, which added position authority for the Office of the Waterfront to the 2022 budget. Costs are already budgeted within the Waterfront Project.

Revenue Adjustments - Executive

Revenues	\$2,919,846
----------	-------------

This item is a technical revenue adjustment based on the August 2021 CBO revenue forecast and SDOT forecasting of Gas Tax based on State Data. Other corrections are included where adjustments were identified for SDOT's baseline budget, as well as incremental changes to the Baseline Revenue Forecast.

Seattle Department of Transportation

SDOT "Out Year" Base CIP Adjustment

Expenditures	\$(19,705,840)
Revenues	\$2,700,000

This technical change aligns budget changes made during the 2021 fiscal year to correctly reflect them as part of the 2022-2027 Proposed Capital Improvement Program.

SDOT Debt Service Technical Adjustment for 2022

Expenditures	\$(8,572,234)
--------------	---------------

This item is a debt service technical change that updates anticipated Debt Service costs due to changes in financing cost assumptions, adjustments to revenue source allocations within the department, and alignment of annual Long Term General Obligation bond needs based on current project spend plans.

SDOT O&M Technical Adjustment

Expenditures	\$(9,706,459)
--------------	---------------

This technical change adjusts operating budgets for various cost changes and budget transfers related to contract inflation, work group reorganizations, and central cost adjustments.

SDOT Q3S "Out Year" Base CIP Adjustment

Expenditures	-
Revenues	-

This item captures the budget impact from 2021 Q3 Supplemental future years.

SDOT Reimbursable Technical Adjustment

Expenditures	\$(2,506,702)
--------------	---------------

This technical change identifies revenues and budget changes associated with work that is fully reimbursed by grants, partnerships, and other city departments.

Street Use Expenditure Alignment

Expenditures	\$(2,999,681)
--------------	---------------

This technical adjustment aligns the budget with anticipated expenditures in SDOT's Street Use program, which is funded by permit issuance fees, hourly service fees, use and occupation fees, and modification fees.

Revenue Adjustments

Revenues	\$31,739,186
----------	--------------

This is a technical adjustment to align revenues with forecast revenues for the 2022 Budget. Revenue updates in Finance General include many different Funds; the General Fund, Sweetened Beverage Tax Fund, Short-Term Rental Tax Fund, Payroll Tax Fund, Real Estate Excise Tax Funds, Bond Funds, Cumulative Reserve Subfund - Unrestricted, Payroll Tax Fund and the Coronavirus Local Fiscal Recovery Fund.

Seattle Department of Transportation

Expenditure Overview

Appropriations	2020 Actuals	2021 Adopted	2022 Proposed
SDOT - BC-TR-16000 - Central Waterfront			
13000 - Transportation Fund	64,240,574	41,990,059	6,294,003
30020 - REET II Capital Fund	(88)	2,900,000	3,100,001
35040 - Waterfront LID #6751	4,053,304	-	65,173,003
35900 - Central Waterfront Improvement Fund	4,598,274	9,500,000	22,144,302
36300 - 2016 Multipurpose LTGO Bond Fund	88,770	-	-
36410 - 2017 LTGO Taxable Bond Fund	1,331	-	-
36500 - 2018 Multipurpose LTGO Bond Fund	(22,097)	-	-
36510 - 2018 LTGO Taxable Bond Fund	(170,715)	-	-
36600 - 2019 Multipurpose LTGO Bond Fund	474,618	-	-
36610 - 2019 LTGO Taxable Bond Fund	(356,900)	-	-
36700 - 2020 Multipurpose LTGO Bond Fund	9,041,124	-	-
36800 - 2021 Multipurpose LTGO Bond Fund	-	10,000,000	-
36810 - 2021 West Seattle Bridge Repair LTGO Bond Fund	-	4,260,000	-
36900 - 2022 Multipurpose LTGO Bond Fund	-	-	10,274,999
36910 - 2022 LTGO Taxable Bond Fund	-	-	4,630,001
37100 - 2023 Multipurpose LTGO Bond Fund	-	-	-
37110 - 2023 LTGO Taxable Bond Fund	-	-	-
TBD - To Be Determined	-	-	-
Total for BSL: BC-TR-16000	81,948,195	68,650,059	111,616,309
SDOT - BC-TR-19001 - Major Maintenance/Replacement			
00100 - General Fund	-	722,890	222,890
00164 - Unrestricted Cumulative Reserve Fund	(1)	-	-
10394 - Bridging The Gap Levy Fund	10,846	-	-
10398 - Move Seattle Levy Fund	44,290,304	29,607,510	59,043,902
13000 - Transportation Fund	24,479,414	7,097,952	5,925,086
18500 - School Safety Traffic and Pedestrian Improvement Fund	(5,920)	-	-
19900 - Transportation Benefit District Fund	94,082	819,280	2,141,209
30010 - REET I Capital Fund	-	440,000	-

Seattle Department of Transportation

30020 - REET II Capital Fund	7,502,123	6,500,581	10,958,341
33860 - 2008 Parks Levy Fund	-	-	-
35500 - 2011 Multipurpose LTGO Bond Fund	9,207	-	-
36200 - 2015 Multipurpose LTGO Bond Fund	68,644	-	-
36400 - 2017 Multipurpose LTGO Bond Fund	484,143	-	-
36500 - 2018 Multipurpose LTGO Bond Fund	197,560	-	157,440
36800 - 2021 Multipurpose LTGO Bond Fund	-	6,978,490	-
36810 - 2021 West Seattle Bridge Repair LTGO Bond Fund	29,546,254	27,200,000	1,902,559
36900 - 2022 Multipurpose LTGO Bond Fund	-	-	44,634,160
TBD - To Be Determined	-	-	-
Total for BSL: BC-TR-19001	106,676,655	79,366,703	124,985,587

SDOT - BC-TR-19002 - Major Projects

00164 - Unrestricted Cumulative Reserve Fund	207,729	-	-
13000 - Transportation Fund	2,144,760	805,931	1,951,405
30020 - REET II Capital Fund	202,016	-	-
35840 - 2016 UTGO-Alaskan Way Seawall	33,748	-	-
36400 - 2017 Multipurpose LTGO Bond Fund	(41,289)	-	-
36600 - 2019 Multipurpose LTGO Bond Fund	568,895	-	-
Total for BSL: BC-TR-19002	3,115,858	805,931	1,951,405

SDOT - BC-TR-19003 - Mobility-Capital

00100 - General Fund	54,837	1,560,728	4,264,837
00164 - Unrestricted Cumulative Reserve Fund	5,274	-	2,000,000
10394 - Bridging The Gap Levy Fund	26,148	-	-
10398 - Move Seattle Levy Fund	42,903,232	52,865,895	55,711,065
13000 - Transportation Fund	78,926,406	110,003,538	65,312,128
18500 - School Safety Traffic and Pedestrian Improvement Fund	8,968,549	6,933,669	7,997,033
19900 - Transportation Benefit District Fund	5,605,729	9,744,721	13,704,833
30010 - REET I Capital Fund	388,962	7,420,000	5,114,942
30020 - REET II Capital Fund	7,235,357	4,799,229	5,781,445
33850 - 2000 Parks Levy Fund	-	-	-

Seattle Department of Transportation

36300 - 2016 Multipurpose LTGO Bond Fund	42,637	-	-
36400 - 2017 Multipurpose LTGO Bond Fund	179,564	-	-
36500 - 2018 Multipurpose LTGO Bond Fund	178,014	-	-
36800 - 2021 Multipurpose LTGO Bond Fund	-	15,021,510	-
36810 - 2021 West Seattle Bridge Repair LTGO Bond Fund	-	2,800,000	978,872
36900 - 2022 Multipurpose LTGO Bond Fund	-	-	1,150,000
TBD - To Be Determined	-	-	-
Total for BSL: BC-TR-19003	144,514,709	211,149,289	162,015,155

SDOT - BO-TR-12001 - South Lake Union Streetcar Operations

10800 - Seattle Streetcar Operations	3,528,348	4,224,358	4,324,358
13000 - Transportation Fund	(1,136)	-	-
Total for BSL: BO-TR-12001	3,527,212	4,224,358	4,324,358

SDOT - BO-TR-12002 - First Hill Streetcar Operations

10800 - Seattle Streetcar Operations	7,999,103	9,466,145	9,666,145
Total for BSL: BO-TR-12002	7,999,103	9,466,145	9,666,145

SDOT - BO-TR-16000 - Waterfront and Civic Projects

13000 - Transportation Fund	11,084,054	30,612,193	27,930,253
35900 - Central Waterfront Improvement Fund	-	-	144,300
Total for BSL: BO-TR-16000	11,084,054	30,612,193	28,074,553

SDOT - BO-TR-17001 - Bridges & Structures

00100 - General Fund	2,149,971	4,591,003	4,980,102
10398 - Move Seattle Levy Fund	4,555,230	5,189,249	2,800,148
13000 - Transportation Fund	4,532,272	6,605,160	6,645,437
19900 - Transportation Benefit District Fund	-	-	1,890,320
Total for BSL: BO-TR-17001	11,237,474	16,385,412	16,316,007

SDOT - BO-TR-17003 - Mobility Operations

00100 - General Fund	17,279,897	15,257,111	20,645,390
10398 - Move Seattle Levy Fund	10,920,993	16,351,914	4,915,550
13000 - Transportation Fund	15,982,092	11,459,836	21,168,897
14500 - Payroll Expense Tax	-	-	300,000
18500 - School Safety Traffic and Pedestrian Improvement Fund	651,344	943,345	943,347

Seattle Department of Transportation

19900 - Transportation Benefit District Fund	55,229,637	33,020,991	48,773,792
Total for BSL: BO-TR-17003	100,063,962	77,033,197	96,746,976
SDOT - BO-TR-17004 - ROW Management			
13000 - Transportation Fund	38,715,389	42,995,188	42,130,232
Total for BSL: BO-TR-17004	38,715,389	42,995,188	42,130,232
SDOT - BO-TR-17005 - Maintenance Operations			
00100 - General Fund	8,899,504	14,632,673	11,683,580
10398 - Move Seattle Levy Fund	3,685,102	5,960,840	2,269,053
13000 - Transportation Fund	21,976,232	16,268,867	22,316,098
14000 - Coronavirus Local Fiscal Recovery Fund	-	-	2,800,000
19900 - Transportation Benefit District Fund	2,889,522	2,883,059	3,432,960
Total for BSL: BO-TR-17005	37,450,359	39,745,439	42,501,691
SDOT - BO-TR-17006 - Parking Enforcement			
00100 - General Fund	-	-	18,446,040
Total for BSL: BO-TR-17006	-	-	18,446,040
SDOT - BO-TR-18001 - Leadership and Administration			
00100 - General Fund	(185,398)	910,235	-
10398 - Move Seattle Levy Fund	(113,952)	-	-
13000 - Transportation Fund	8,952,711	-	-
Total for BSL: BO-TR-18001	8,653,361	910,235	-
SDOT - BO-TR-18002 - General Expense			
00100 - General Fund	4,356,567	18,981,973	11,105,507
10398 - Move Seattle Levy Fund	-	170,000	-
13000 - Transportation Fund	32,892,027	31,125,575	40,358,451
30020 - REET II Capital Fund	15,202,583	5,008,332	8,052,730
Total for BSL: BO-TR-18002	52,451,177	55,285,880	59,516,688
Department Total	607,437,510	636,630,029	718,291,146
Department Full-Time Equivalents Total*	958.00	959.00	1,116.50

* FTE totals are provided for informational purposes only. Changes in FTEs resulting from City Council or Human Resources Director actions outside of the budget process may not be detailed here

Budget Summary by Fund Seattle Department of Transportation

Seattle Department of Transportation

	2020 Actuals	2021 Adopted	2022 Proposed
00100 - General Fund	32,555,377	56,656,613	71,348,345
00164 - Unrestricted Cumulative Reserve Fund	213,002	-	2,000,000
10394 - Bridging The Gap Levy Fund	36,994	-	-
10398 - Move Seattle Levy Fund	106,240,909	110,145,408	124,739,718
10800 - Seattle Streetcar Operations	11,527,451	13,690,503	13,990,503
13000 - Transportation Fund	303,924,797	298,964,299	240,031,991
14000 - Coronavirus Local Fiscal Recovery Fund	-	-	2,800,000
14500 - Payroll Expense Tax	-	-	300,000
18500 - School Safety Traffic and Pedestrian Improvement Fund	9,613,973	7,877,014	8,940,380
19900 - Transportation Benefit District Fund	63,818,970	46,468,051	69,943,114
30010 - REET I Capital Fund	388,962	7,860,000	5,114,942
30020 - REET II Capital Fund	30,141,990	19,208,142	27,892,517
33850 - 2000 Parks Levy Fund	-	-	-
33860 - 2008 Parks Levy Fund	-	-	-
35040 - Waterfront LID #6751	4,053,304	-	65,173,003
35500 - 2011 Multipurpose LTGO Bond Fund	9,207	-	-
35840 - 2016 UTGO-Alaskan Way Seawall	33,748	-	-
35900 - Central Waterfront Improvement Fund	4,598,274	9,500,000	22,288,602
36200 - 2015 Multipurpose LTGO Bond Fund	68,644	-	-
36300 - 2016 Multipurpose LTGO Bond Fund	131,407	-	-
36400 - 2017 Multipurpose LTGO Bond Fund	622,417	-	-
36410 - 2017 LTGO Taxable Bond Fund	1,331	-	-
36500 - 2018 Multipurpose LTGO Bond Fund	353,478	-	157,440
36510 - 2018 LTGO Taxable Bond Fund	(170,715)	-	-
36600 - 2019 Multipurpose LTGO Bond Fund	1,043,513	-	-
36610 - 2019 LTGO Taxable Bond Fund	(356,900)	-	-
36700 - 2020 Multipurpose LTGO Bond Fund	9,041,124	-	-
36800 - 2021 Multipurpose LTGO Bond Fund	-	32,000,000	-
36810 - 2021 West Seattle Bridge Repair LTGO Bond Fund	29,546,254	34,260,000	2,881,431
36900 - 2022 Multipurpose LTGO Bond Fund	-	-	56,059,159
36910 - 2022 LTGO Taxable Bond Fund	-	-	4,630,001
37100 - 2023 Multipurpose LTGO Bond Fund	-	-	-
37110 - 2023 LTGO Taxable Bond Fund	-	-	-
TBD - To Be Determined	-	-	-
*Budget Totals for SDOT	607,437,510	636,630,029	718,291,146

*Fund Totals reflect only budget assigned to the Department of Transportation

Seattle Department of Transportation

Revenue Overview

2022 Estimated Revenues

Account Code	Account Name	2020 Actuals	2021 Adopted	2022 Proposed
395010	Sales Of Land & Buildings	8,578,835	-	-
Total Revenues for: 00164 - Unrestricted Cumulative Reserve Fund		8,578,835	-	-
360900	Miscellaneous Revs-Other Rev	171,527	-	-
Total Revenues for: 10394 - Bridging The Gap Levy Fund		171,527	-	-
311010	Real & Personal Property Taxes	101,502,064	102,255,747	106,142,416
331110	Direct Fed Grants	10	-	-
332010	Fed Entitlmnt-Forfeited Prop	231	-	-
344900	Transportation-Other Rev	275,802	-	-
360020	Inv Earn-Residual Cash	-	978,356	-
360150	Interest On Loan Payoffs	46,767	-	-
360900	Miscellaneous Revs-Other Rev	207,956	-	-
Total Revenues for: 10398 - Move Seattle Levy Fund		102,032,829	103,234,104	106,142,416
400000	Use of/Contribution to Fund Balance	-	6,911,304	18,597,302
Total Resources for:10398 - Move Seattle Levy Fund		102,032,829	110,145,408	124,739,718
337080	Other Private Contrib & Dons	330,219	6,804,000	6,907,395
344900	Transportation-Other Rev	8,338,317	1,171,200	1,561,600
360310	Lt Space/Facilities Leases	89,340	-	-
360360	Sponsorship And Royalties	-	132,000	176,000
374030	Capital Contr-Fed Dir Grants	-	1,000,000	1,000,000
397010	Operating Transfers In	5,550,000	5,296,014	5,266,495
Total Revenues for: 10800 - Seattle Streetcar Operations		14,307,876	14,403,214	14,911,490
400000	Use of/Contribution to Fund Balance	-	(712,711)	(920,987)
Total Resources for:10800 - Seattle Streetcar Operations		14,307,876	13,690,503	13,990,503
316010	B&O Tax	(802)	-	-
316060	B&O Tax-Commercial Parking	19,353,615	29,181,188	40,158,331
318020	Employee Hrs Tax	55	-	-
318060	Comm Parking Tax Penalties Int	55,163	-	-
322040	Nonbus Lic&Perm-Comm Park	60,550	36,450	36,450

Seattle Department of Transportation

322060	Nonbus Lic&Perm-Sign	(832)	323,264	323,666
322150	Nonbus Lic&Perm-Issuance	3,078,140	1,956,379	1,958,807
322160	Nonbus Lic&Perm-Renewal	34,026	1,448,392	1,450,190
322180	Nonbus Lic&Perm-Oth Street Use	1,756,703	945,689	945,688
322190	Nonbus Lic&Perm-Penalties	(1,514)	-	-
322900	Nonbus Lic&Perm-Other	2,130,731	1,206,554	1,164,554
331110	Direct Fed Grants	38,671,881	62,006,409	8,695,691
332010	Fed Entitlmnt-Forfeited Prop	(231)	-	-
333110	Ind Fed Grants	11,848,949	-	-
334010	State Grants	18,916,125	5,829,135	6,475,480
334090	State Grants-Passthr	424,013	-	-
335011	Multimodal Transportation Dist	1,018,704	1,016,328	1,016,328
335050	Mtr Veh Fuel Tx-St Improvement	13,917,097	14,150,181	14,859,045
337010	Grants & Contr From Local Govt	26,192	-	-
337050	Proceeds-Countywide Tax Levy	1,179,962	1,870,704	1,088,940
337080	Other Private Contrib & Dons	-	649,980	49,947
341200	Scanning Systems License	712,737	-	-
341300	Administrative Fees & Charges	70,456	726,069	726,733
344010	Street Maintenance & Repair	(261,695)	1,473,651	1,475,000
344040	Mitigation Payments	-	234,837	-
344070	Street Occupation Rev	16,503	1,207,484	1,229,648
344080	Street Use Rev	26,995,995	23,966,077	27,536,895
344090	Annual Fees Rev	949,143	1,158,714	1,160,152
344130	Plan Review & Inspection	14,345,148	12,132,907	12,147,965
344900	Transportation-Other Rev	115,471,180	129,618,057	99,340,036
350180	Misc Fines & Penalties	107,225	-	-
360020	Inv Earn-Residual Cash	149,271	-	-
360220	Interest Earned On Deliquent A	(52,509)	-	-
360310	Lt Space/Facilities Leases	203,980	-	-
360380	Sale Of Junk Or Salvage	6,649	-	-
360390	Proceeds From Sale Of Assets	10,509	-	-
360580	Uncollectible Expense - Misc	(384,015)	-	-
360900	Miscellaneous Revs-Other Rev	4,765,341	25,000,000	-
391060	Long-Term Intergovtl Loan Proc	-	559,928	(239)
395010	Sales Of Land & Buildings	7,445,335	1,700,000	335,000
Total Revenues for: 13000 - Transportation Fund		283,019,780	318,398,376	222,174,307
400000	Use of/Contribution to Fund Balance	-	(19,408,606)	18,060,684
Total Resources for:13000 - Transportation Fund		283,019,780	298,989,770	240,234,991
350030	Parking Infraction Penalties	3,130,339	4,712,665	11,606,609
397010	Operating Transfers In	-	9,000,000	-

Seattle Department of Transportation

Total Revenues for: 18500 - School Safety Traffic and Pedestrian Improvement Fund	3,130,339	13,712,665	11,606,609
------------------------------------------------------------------------------------------	------------------	-------------------	-------------------

400000 Use of/Contribution to Fund Balance	-	(3,571,370)	(531,056)
-------------------------------------------------	---	-------------	-----------

Total Resources for:18500 - School Safety Traffic and Pedestrian Improvement Fund	3,130,339	10,141,295	11,075,553
------------------------------------------------------------------------------------------	------------------	-------------------	-------------------

313010 Sales & Use Tax-Local Share	-	33,403,631	-
-----------------------------------------	---	------------	---

313020 Sales & Use Tax	26,708,037	-	47,754,551
-----------------------------	------------	---	------------

317030 Trans Ben Dist Vehicle Fees	29,793,977	7,255,103	16,012,120
-----------------------------------------	------------	-----------	------------

360900 Miscellaneous Revs-Other Rev	92,841	-	-
------------------------------------------	--------	---	---

Total Revenues for: 19900 - Transportation Benefit District Fund	56,594,855	40,658,734	63,766,671
-------------------------------------------------------------------------	-------------------	-------------------	-------------------

400000 Use of/Contribution to Fund Balance	-	11,776,394	6,176,443
-------------------------------------------------	---	------------	-----------

Total Resources for:19900 - Transportation Benefit District Fund	56,594,855	52,435,128	69,943,114
-------------------------------------------------------------------------	-------------------	-------------------	-------------------

344900 Transportation-Other Rev	250,000	-	-
--------------------------------------	---------	---	---

360900 Miscellaneous Revs-Other Rev	26,442	-	-
------------------------------------------	--------	---	---

Total Revenues for: 30010 - REET I Capital Fund	276,442	-	-
--------------------------------------------------------	----------------	----------	----------

400000 Use of/Contribution to Fund Balance	-	-	67,173,003
-------------------------------------------------	---	---	------------

Total Resources for:35040 - Waterfront LID #6751	-	-	67,173,003
---------------------------------------------------------	----------	----------	-------------------

337080 Other Private Contrib & Dons	7,500,000	7,445,000	20,000,000
------------------------------------------	-----------	-----------	------------

341150 Private Reimbursements	263,349	-	-
------------------------------------	---------	---	---

Total Revenues for: 35900 - Central Waterfront Improvement Fund	7,763,349	7,445,000	20,000,000
------------------------------------------------------------------------	------------------	------------------	-------------------

400000 Use of/Contribution to Fund Balance	-	3,555,000	4,288,602
-------------------------------------------------	---	-----------	-----------

Total Resources for:35900 - Central Waterfront Improvement Fund	7,763,349	11,000,000	24,288,602
------------------------------------------------------------------------	------------------	-------------------	-------------------

344900 Transportation-Other Rev	(20,860)	-	-
--------------------------------------	----------	---	---

Total Revenues for: 36810 - 2021 West Seattle Bridge Repair LTGO Bond Fund	(20,860)	-	-
-----------------------------------------------------------------------------------	-----------------	----------	----------

*Total SDOT Resources	491,122,392	479,391,708	566,069,274
------------------------------	--------------------	--------------------	--------------------

*Revenues shown do not include General Fund Resources and do not assume activities beyond official revenue projection methodology.

Seattle Department of Transportation

Appropriations by Budget Summary Level and Program

SDOT - BC-TR-16000 - Central Waterfront

The purpose of the Central Waterfront Budget Summary Level is to design, manage, and construct improvements to the transportation infrastructure and public spaces along the Central Waterfront.

Program Expenditures	2020 Actuals	2021 Adopted	2022 Proposed
Central Waterfront	81,948,195	68,650,059	111,616,309
Total	81,948,195	68,650,059	111,616,309
Full-time Equivalents Total*	-	-	1.00

**FTE totals are provided for informational purposes only. Changes in FTEs resulting from City Council or Human Resources Director actions outside of the budget process may not be detailed here*

SDOT - BC-TR-19001 - Major Maintenance/Replacement

The purpose of the Major Maintenance/Replacement Budget Summary Level is to provide maintenance and replacement of roads, trails, bike paths, bridges and structures.

Program Expenditures	2020 Actuals	2021 Adopted	2022 Proposed
Bridges & Structures	57,944,941	46,259,735	88,171,043
Landslide Mitigation	1,950,752	282,212	372,466
Roads	43,044,471	27,249,234	29,003,207
Sidewalk Maintenance	2,219,274	3,063,723	5,015,939
Signs, Signals and Markings	1,035,929	1,435,737	1,412,999
Trails and Bike Paths	394,662	1,067,125	1,000,999
Urban Forestry	-	8,937	8,934
Urban Forestry	86,627	-	-
Total	106,676,655	79,366,703	124,985,587
Full-time Equivalents Total*	98.25	98.25	100.25

**FTE totals are provided for informational purposes only. Changes in FTEs resulting from City Council or Human Resources Director actions outside of the budget process may not be detailed here*

The following information summarizes the programs in Major Maintenance/Replacement Budget Summary Level:

Bridges & Structures

Seattle Department of Transportation

The purpose of Bridges and Structures Program is to provide for safe and efficient use of the city's bridges and structures to all residents of Seattle and adjacent regions to ensure movement of people, goods and services throughout the city.

	2020	2021	2022
Expenditures/FTE	Actuals	Adopted	Proposed
Bridges & Structures	57,944,941	46,259,735	88,171,043
Full Time Equivalents Total	13.75	13.75	14.75

Landslide Mitigation

The purpose of the Landslide Mitigation Program is to proactively identify and address potential areas of landslide concerns that affect the right-of-way.

	2020	2021	2022
Expenditures/FTE	Actuals	Adopted	Proposed
Landslide Mitigation	1,950,752	282,212	372,466
Full Time Equivalents Total	2.00	2.00	2.00

Roads

The purpose of the Roads program is to provide for the safe and efficient use of the city's roadways to all residents of Seattle and adjacent regions to ensure movement of people, goods and services throughout the city.

	2020	2021	2022
Expenditures/FTE	Actuals	Adopted	Proposed
Roads	43,044,471	27,249,234	29,003,207
Full Time Equivalents Total	47.00	47.00	47.00

Sidewalk Maintenance

The purpose of Sidewalk Maintenance Program is to maintain and provide for safe and efficient use of the city's sidewalks to all residents of Seattle and adjacent regions to ensure movement of people, goods and services throughout the city.

	2020	2021	2022
Expenditures/FTE	Actuals	Adopted	Proposed
Sidewalk Maintenance	2,219,274	3,063,723	5,015,939
Full Time Equivalents Total	6.00	6.00	6.00

Signs, Signals and Markings

The purpose of Signs, Signals and Markings Program is to design, plan and maintain the city's signs, signals, and street, sidewalk markings

	2020	2021	2022
Expenditures/FTE	Actuals	Adopted	Proposed
Signs, Signals and Markings	1,035,929	1,435,737	1,412,999

Seattle Department of Transportation

Full Time Equivalents Total - - 1.00

Trails and Bike Paths

The purpose of Trails and Bike Paths Program is to maintain and provide for safe and efficient use of the city's trails and bike paths to all residents of Seattle and adjacent regions to ensure movement of people, goods and services throughout the city.

	2020 Actuals	2021 Adopted	2022 Proposed
Expenditures/FTE			
Trails and Bike Paths	394,662	1,067,125	1,000,999
Full Time Equivalents Total	27.75	27.75	27.75

Urban Forestry

The Tree and Landscape Maintenance program provides services to implement the citywide Urban Forestry Management Plan through education, stewardship, protection and maintenance of SDOT's green infrastructure assets including trees and landscapes. Arborists, Foresters, and the Landscape Architect provide design guidance, construction management support, citywide policy guidance and implementation including street tree permitting. Urban Forestry field operations provides critical maintenance of more than 40,000 SDOT street use tree assets and emergency response to over 350,000 right-of-way trees. Field operations is also responsible for the maintenance and operation of more than 200 formally landscaped right-of-way areas such as medians along Beacon Avenue South and Sand Point Way NE.

	2020 Actuals	2021 Adopted	2022 Proposed
Expenditures/FTE			
Urban Forestry	86,627	8,937	8,934
Full Time Equivalents Total	1.75	1.75	1.75

SDOT - BC-TR-19002 - Major Projects

The purpose of the Major Projects Budget Summary Level is to design, manage and construct improvements to the transportation infrastructure for the benefit of the traveling public including freight, transit, other public agencies, pedestrians, bicyclists and motorists.

Program Expenditures	2020 Actuals	2021 Adopted	2022 Proposed
Alaskan Way Viaduct	1,800,480	-	-
First Hill Streetcar	15	-	-
Mercer West	208,101	-	-
SR-520	1,107,262	805,931	1,951,405
Total	3,115,858	805,931	1,951,405
Full-time Equivalents Total*	24.50	24.50	24.50

**FTE totals are provided for informational purposes only. Changes in FTEs resulting from City Council or Human Resources Director actions outside of the budget process may not be detailed here*

Seattle Department of Transportation

The following information summarizes the programs in Major Projects Budget Summary Level:

Alaskan Way Viaduct

The purpose of the Alaskan Way Viaduct and Seawall Replacement Program is to fund the City's involvement in the replacement of the seismically-vulnerable viaduct and seawall. The Alaskan Way Viaduct is part of State Route 99, which carries one-quarter of the north-south traffic through downtown Seattle and is a major truck route serving the city's industrial areas

	2020	2021	2022
Expenditures/FTE	Actuals	Adopted	Proposed
Alaskan Way Viaduct	1,800,480	-	-
Full Time Equivalents Total	23.00	23.00	23.00

First Hill Streetcar

	2020	2021	2022
Expenditures/FTE	Actuals	Adopted	Proposed
First Hill Streetcar	15	-	-

Mercer West

The purpose of the Mercer West Program is to use existing street capacity along the west portion of Mercer Street more efficiently and enhance all modes of travel, including pedestrian mobility, and provide an east/west connection between I-5, State Route 99, and Elliott Ave W.

	2020	2021	2022
Expenditures/FTE	Actuals	Adopted	Proposed
Mercer West	208,101	-	-

SR-520

The purpose of the SR-520 Program is to provide policy, planning and technical analysis support and to act as the City's representative in a multi-agency group working on the replacement of the State Route 520 bridge.

	2020	2021	2022
Expenditures/FTE	Actuals	Adopted	Proposed
SR-520	1,107,262	805,931	1,951,405
Full Time Equivalents Total	1.50	1.50	1.50

SDOT - BC-TR-19003 - Mobility-Capital

The purpose of the Mobility-Capital Budget Summary Level is to help maximize the movement of traffic throughout the city by enhancing all modes of transportation including corridor and intersection improvements, transit and HOV improvements, and sidewalk and pedestrian facilities.

Seattle Department of Transportation

Program Expenditures	2020 Actuals	2021 Adopted	2022 Proposed
Corridor & Intersection Imprv	37,596,135	43,006,274	54,599,194
Freight Mobility	17,610,152	18,110,133	3,884,438
Intelligent Transp System	4,903,793	7,515,393	1,005,004
Neighborhood Enhancements	6,473,172	7,991,922	5,070,084
New Trails and Bike Paths	18,248,719	16,647,527	18,917,598
Sidewalks & Ped Facilities	31,844,732	31,725,687	31,128,120
Transit & HOV	27,838,006	86,152,354	47,410,717
Total	144,514,709	211,149,289	162,015,155
Full-time Equivalents Total*	138.50	138.50	144.50
*FTE totals are provided for informational purposes only. Changes in FTEs resulting from City Council or Human Resources Director actions outside of the budget process may not be detailed here			

The following information summarizes the programs in Mobility-Capital Budget Summary Level:

Corridor & Intersection Imprv

The purpose of the Corridor & Intersection Improvements Program is to analyze and make improvements to corridors and intersections to move traffic more efficiently. Examples of projects include signal timing, left turn signals and street improvements.

Expenditures/FTE	2020 Actuals	2021 Adopted	2022 Proposed
Corridor & Intersection Imprv	37,596,135	43,006,274	54,599,194
Full Time Equivalents Total	38.50	38.50	38.50

Freight Mobility

The purpose of the Freight Mobility Program is to help move freight throughout the city in a safe and efficient manner.

Expenditures/FTE	2020 Actuals	2021 Adopted	2022 Proposed
Freight Mobility	17,610,152	18,110,133	3,884,438
Full Time Equivalents Total	4.50	4.50	4.50

Intelligent Transp System

The purpose of the Intelligent Transportation System (ITS) Program is to fund projects identified in the City's ITS Strategic Plan and ITS Master Plan. Examples of projects include implementation of transit signal priority strategies; installation of closed-circuit television (CCTV) cameras to monitor traffic in key corridors; and development of parking guidance, traveler information and real-time traffic control systems.

Seattle Department of Transportation

	2020	2021	2022
Expenditures/FTE	Actuals	Adopted	Proposed
Intelligent Transp System	4,903,793	7,515,393	1,005,004
Full Time Equivalents Total	9.25	9.25	9.25

Neighborhood Enhancements

The purpose of the Neighborhood Enhancements Program is to plan and forecast the needs of specific neighborhoods including neighborhood and corridor planning, development of the coordinated transportation plans, traffic control spot improvements and travel forecasting. The program also constructs minor improvements in neighborhoods based on these assessments.

	2020	2021	2022
Expenditures/FTE	Actuals	Adopted	Proposed
Neighborhood Enhancements	6,473,172	7,991,922	5,070,084
Full Time Equivalents Total	19.75	19.75	19.75

New Trails and Bike Paths

The purpose of the New Trails and Bike Paths Program is to construct new trails and bike paths that connect with existing facilities to let users transverse the city on a dedicated network of trails and paths.

	2020	2021	2022
Expenditures/FTE	Actuals	Adopted	Proposed
New Trails and Bike Paths	18,248,719	16,647,527	18,917,598
Full Time Equivalents Total	1.00	1.00	1.00

Sidewalks & Ped Facilities

The purpose of the Sidewalks & Pedestrian Facilities Program is to install new facilities that help pedestrians move safely along the city's sidewalks by installing or replacing sidewalks, modifying existing sidewalks for elderly and handicapped accessibility, and increasing pedestrian lighting.

	2020	2021	2022
Expenditures/FTE	Actuals	Adopted	Proposed
Sidewalks & Ped Facilities	31,844,732	31,725,687	31,128,120
Full Time Equivalents Total	52.50	52.50	57.50

Transit & HOV

The purpose of the Transit & HOV Program is to move more people in less time throughout the city.

	2020	2021	2022
Expenditures/FTE	Actuals	Adopted	Proposed
Transit & HOV	27,838,006	86,152,354	47,410,717
Full Time Equivalents Total	13.00	13.00	14.00

Seattle Department of Transportation

SDOT - BO-TR-12001 - South Lake Union Streetcar Operations

The purpose of the South Lake Union Streetcar Operations Budget Summary Level is to operate and maintain the South Lake Union Seattle Streetcar.

Program Expenditures	2020 Actuals	2021 Adopted	2022 Proposed
S Lake Union Streetcar Ops	3,527,212	4,224,358	4,324,358
Total	3,527,212	4,224,358	4,324,358

**FTE totals are provided for informational purposes only. Changes in FTEs resulting from City Council or Human Resources Director actions outside of the budget process may not be detailed here*

SDOT - BO-TR-12002 - First Hill Streetcar Operations

The purpose of the First Hill Streetcar Operations Budget Summary Level is to operate and maintain the First Hill Seattle Streetcar.

Program Expenditures	2020 Actuals	2021 Adopted	2022 Proposed
First Hill Streetcar Ops	7,999,103	9,466,145	9,666,145
Total	7,999,103	9,466,145	9,666,145

**FTE totals are provided for informational purposes only. Changes in FTEs resulting from City Council or Human Resources Director actions outside of the budget process may not be detailed here*

SDOT - BO-TR-16000 - Waterfront and Civic Projects

The purpose of the Waterfront and Civic Projects Summary Level is to pay for expenses related to reimbursable design and construction services provided by the Central Waterfront program for other City departments and external partners. Additionally, the BSL provides planning and leadership support for other Civic Projects.

Program Expenditures	2020 Actuals	2021 Adopted	2022 Proposed
Waterfront and Civic Projects	11,084,054	30,612,193	28,074,553
Total	11,084,054	30,612,193	28,074,553
Full-time Equivalents Total*	-	-	1.00

**FTE totals are provided for informational purposes only. Changes in FTEs resulting from City Council or Human Resources Director actions outside of the budget process may not be detailed here*

SDOT - BO-TR-17001 - Bridges & Structures

Seattle Department of Transportation

The purpose of the Bridges and Structures Budget Summary Level is to maintain the City's bridges and structures which helps provide for the safe and efficient movement of people, goods, and services throughout the City. Additionally, the BSL provides general construction management, engineering support for street vacations, scoping of neighborhood projects, and other transportation activities requiring engineering oversight.

Program Expenditures	2020 Actuals	2021 Adopted	2022 Proposed
Bridge Operations	3,973,815	3,923,867	3,923,866
Engineering & Ops Support	456,543	1,589,400	1,616,751
Structures Engineering	1,166,557	1,356,154	1,356,154
Structures Maintenance	5,640,558	9,515,991	9,419,236
Total	11,237,474	16,385,412	16,316,007
Full-time Equivalents Total*	57.00	57.00	59.00

**FTE totals are provided for informational purposes only. Changes in FTEs resulting from City Council or Human Resources Director actions outside of the budget process may not be detailed here*

The following information summarizes the programs in Bridges & Structures Budget Summary Level:

Bridge Operations

The purpose of Bridge Operations is to ensure the safe and efficient operations and preventive maintenance for over 180 bridges throughout the city.

Expenditures/FTE	2020 Actuals	2021 Adopted	2022 Proposed
Bridge Operations	3,973,815	3,923,867	3,923,866
Full Time Equivalents Total	17.50	17.50	17.50

Engineering & Ops Support

The purpose of the Engineering Ops & Support program is to provide engineering support services to other SDOT projects, perform engineering related to bridges and structures, and manage stormwater pollution control.

Expenditures/FTE	2020 Actuals	2021 Adopted	2022 Proposed
Engineering & Ops Support	456,543	1,589,400	1,616,751
Full Time Equivalents Total	3.00	3.00	3.00

Structures Engineering

The purpose of the Structures Engineering Program is to provide engineering services on all the bridges and structures within the city to ensure the safety of transportation users as they use or move in proximity to these transportation facilities.

Seattle Department of Transportation

	2020	2021	2022
Expenditures/FTE	Actuals	Adopted	Proposed
Structures Engineering	1,166,557	1,356,154	1,356,154
Full Time Equivalents Total	3.50	3.50	3.50

Structures Maintenance

The purpose of the Structures Maintenance Program is to provide for the maintenance of the city's bridges, roadside structures and stairways.

	2020	2021	2022
Expenditures/FTE	Actuals	Adopted	Proposed
Structures Maintenance	5,640,558	9,515,991	9,419,236
Full Time Equivalents Total	33.00	33.00	35.00

SDOT - BO-TR-17003 - Mobility Operations

The purpose of the Mobility-Operations Budget Summary Level is to promote the safe and efficient operation of all transportation modes in the city. This includes managing the parking, pedestrian, and bicycle infrastructure; implementing neighborhood plans; encouraging alternative modes of transportation; and maintaining and improving signals and the non-electrical transportation management infrastructure.

Program Expenditures	2020 Actuals	2021 Adopted	2022 Proposed
Commuter Mobility	14,888,613	13,861,293	14,286,825
Neighborhoods	1,730,567	1,041,261	1,198,262
Parking & CurbSpace	13,384,397	12,900,993	13,473,615
Signs & Markings	3,506,509	4,232,251	4,788,224
Traffic Signals	9,200,698	9,889,766	10,310,160
Transit Operations	53,812,852	-	-
Transit Operations	-	32,128,132	46,314,062
Urban Planning	3,540,327	2,979,501	6,375,828
Total	100,063,962	77,033,197	96,746,976
Full-time Equivalents Total*	141.75	141.75	147.75

**FTE totals are provided for informational purposes only. Changes in FTEs resulting from City Council or Human Resources Director actions outside of the budget process may not be detailed here*

The following information summarizes the programs in Mobility Operations Budget Summary Level:

Commuter Mobility

The purpose of the Commuter Mobility Program is to provide a variety of services, including enforcement of City commercial vehicle limits, transit coordination, and planning, to increase mobility and transportation options to the residents of Seattle.

Seattle Department of Transportation

	2020	2021	2022
Expenditures/FTE	Actuals	Adopted	Proposed
Commuter Mobility	14,888,613	13,861,293	14,286,825
Full Time Equivalents Total	51.25	51.25	51.25

Neighborhoods

The purpose of the Neighborhoods Program is to plan and forecast the needs of specific neighborhoods including neighborhood and corridor planning, development of the coordinated transportation plans, traffic control spot improvements and travel forecasting. The program also constructs minor improvements in neighborhoods based on these assessments.

	2020	2021	2022
Expenditures/FTE	Actuals	Adopted	Proposed
Neighborhoods	1,730,567	1,041,261	1,198,262
Full Time Equivalents Total	2.50	2.50	2.50

Parking & Curb Space

The purpose of Parking and Curb Ramp Program is to manage the City's parking resources, maintain and operate pay stations and parking meters for on-street parking, manage curbspace, develop and manage the City's carpool program and Residential Parking Zones.

	2020	2021	2022
Expenditures/FTE	Actuals	Adopted	Proposed
Parking & Curb Space	13,384,397	12,900,993	13,473,615
Full Time Equivalents Total	31.00	31.00	32.00

Signs & Markings

The purpose of the Signs & Markings Program is to design, fabricate and install signage, as well as provide pavement, curb and crosswalk markings to facilitate the safe movement of vehicles, pedestrians and bicyclists throughout the city.

	2020	2021	2022
Expenditures/FTE	Actuals	Adopted	Proposed
Signs & Markings	3,506,509	4,232,251	4,788,224
Full Time Equivalents Total	19.50	19.50	22.50

Traffic Signals

The purpose of the Traffic Signals Program is to operate the Traffic Management Center that monitors traffic movement within the city and to maintain and improve signals and other electrical transportation management infrastructure.

	2020	2021	2022
Expenditures/FTE	Actuals	Adopted	Proposed
Traffic Signals	9,200,698	9,889,766	10,310,160
Full Time Equivalents Total	24.25	24.25	25.25

Seattle Department of Transportation

Transit Operations

The Purpose of the Transit Operations Program is to purchase Metro Transit service hours on routes with at least 65% of the stops within the city of Seattle and to support regional transit service in conjunction with other cities, transit agencies, and transportation benefit districts who contribute to the cost of providing regional transit service. The program also funds ORCA Opportunity which provides youth ORCA cards for Seattle Public Schools Students, Seattle Promise scholarship students or similar programs. The program also funds and administers a \$20 low-income VLF rebate to qualified individuals and supports access to transit service for low-income riders. The Transit Operations program revenues support the implementation of City-wide improvements to maximize transit operations.

	2020 Actuals	2021 Adopted	2022 Proposed
Expenditures/FTE			
Transit Operations	53,812,852	32,128,132	46,314,062
Full Time Equivalents Total	2.75	2.75	3.75

Urban Planning

The Urban Planning Program is comprised of Adaptive Streets, Citywide & Community Planning, GIS, Urban Design, and the Center City Mobility Plan.

	2020 Actuals	2021 Adopted	2022 Proposed
Expenditures/FTE			
Urban Planning	3,540,327	2,979,501	6,375,828
Full Time Equivalents Total	10.50	10.50	10.50

SDOT - BO-TR-17004 - ROW Management

The purpose of the (Right-of-Way) ROW Management Budget Summary Level is to review projects throughout the city for code compliance for uses of the right-of-way and to provide plan review, utility permit and street use permit issuance, and utility inspection and mapping services.

Program Expenditures	2020 Actuals	2021 Adopted	2022 Proposed
St Use Permit & Enforcement	38,715,389	42,995,188	41,130,232
Street Use Contingent Budget	-	-	1,000,000
Total	38,715,389	42,995,188	42,130,232
Full-time Equivalents Total*	139.25	139.25	140.25

**FTE totals are provided for informational purposes only. Changes in FTEs resulting from City Council or Human Resources Director actions outside of the budget process may not be detailed here*

The following information summarizes the programs in ROW Management Budget Summary Level:

St Use Permit & Enforcement

Seattle Department of Transportation

The purpose of the Street Use Permitting and Enforcement is to review projects throughout the city for code compliance for uses of right-of-way and to provide plan review, utility permit and street use permit issuance, and utility inspection and mapping services.

	2020	2021	2022
Expenditures/FTE	Actuals	Adopted	Proposed
St Use Permit & Enforcement	38,715,389	42,995,188	41,130,232
Full Time Equivalents Total	139.25	139.25	140.25

Street Use Contingent Budget

	2020	2021	2022
Expenditures/FTE	Actuals	Adopted	Proposed
Street Use Contingent Budget	-	-	1,000,000

SDOT - BO-TR-17005 - Maintenance Operations

The purpose of the Maintenance Operations Budget Summary Level is to maintain the City's roadways and sidewalks; maintain, protect and expand the City's urban landscape in the street right-of-way through the maintenance and planting of new trees and landscaping to enhance the environment and aesthetics of the city; and manage and administer street parking rules and regulations in the right-of-way.

Program Expenditures	2020	2021	2022
	Actuals	Adopted	Proposed
Emergency Response	7,536,909	4,704,695	7,604,695
Operations Support	4,857,252	5,026,700	5,020,143
Pavement Management/Repair	13,255,683	15,064,086	15,064,084
Street Cleaning	6,427,663	8,582,820	8,445,636
Tree & Landscape Maintenance	5,372,851	6,367,138	6,367,133
Total	37,450,359	39,745,439	42,501,691
Full-time Equivalents Total*	144.50	145.50	145.50

**FTE totals are provided for informational purposes only. Changes in FTEs resulting from City Council or Human Resources Director actions outside of the budget process may not be detailed here*

The following information summarizes the programs in Maintenance Operations Budget Summary Level:

Emergency Response

The purpose of the Emergency Response Program is to respond to safety and mobility issues such as pavement collapses, severe weather, landslides and other emergencies to make the right-of-way safe for moving people and goods. This program proactively addresses landslide hazards to keep the right-of-way open and safe.

Seattle Department of Transportation

	2020	2021	2022
Expenditures/FTE	Actuals	Adopted	Proposed
Emergency Response	7,536,909	4,704,695	7,604,695
Full Time Equivalents Total	19.00	19.00	19.00

Operations Support

The purpose of the Operations Support Program is to provide essential operating support services necessary for the daily operation of SDOT's equipment and field workers dispatched from three field locations in support of street maintenance activities. These functions include warehousing, bulk material supply and management, tool cleaning and repair, equipment maintenance and repair, project accounting and technical support, and crew supervision.

	2020	2021	2022
Expenditures/FTE	Actuals	Adopted	Proposed
Operations Support	4,857,252	5,026,700	5,020,143
Full Time Equivalents Total	22.50	23.50	23.50

Pavement Management/Repair

The purpose of the Pavement Management and Repair Program is to assess the condition of asphalt and concrete pavements and establish citywide paving priorities for annual resurfacing, preservation and maintenance of all streets and adjacent areas such as sidewalks and road shoulders by making spot repairs and conducting annual major maintenance paving and rehabilitation.

	2020	2021	2022
Expenditures/FTE	Actuals	Adopted	Proposed
Pavement Management/Repair	13,255,683	15,064,086	15,064,084
Full Time Equivalents Total	57.25	57.25	57.25

Street Cleaning

The purpose of the Street Cleaning Program is to keep Seattle's streets, improved alleys, stairways and pathways clean, safe and environmentally friendly by conducting sweeping, hand-cleaning, flushing and mowing on a regular schedule.

	2020	2021	2022
Expenditures/FTE	Actuals	Adopted	Proposed
Street Cleaning	6,427,663	8,582,820	8,445,636
Full Time Equivalents Total	22.50	22.50	22.50

Tree & Landscape Maintenance

The purpose of the Landscape & Tree Maintenance Program is to provide planning, design, construction and construction inspection services for landscape elements of transportation capital projects, as well as guidance to developers on the preservation of city street trees and landscaped sites during construction.

Seattle Department of Transportation

	2020	2021	2022
Expenditures/FTE	Actuals	Adopted	Proposed
Tree & Landscape Maintenance	5,372,851	6,367,138	6,367,133
Full Time Equivalents Total	23.25	23.25	23.25

SDOT - BO-TR-17006 - Parking Enforcement

Program Expenditures	2020 Actuals	2021 Adopted	2022 Proposed
Parking Enforcement	-	-	18,446,040
Total	-	-	18,446,040
Full-time Equivalents Total*	-	-	120.00

**FTE totals are provided for informational purposes only. Changes in FTEs resulting from City Council or Human Resources Director actions outside of the budget process may not be detailed here*

SDOT - BO-TR-18001 - Leadership and Administration

The purpose of the Leadership & Administration Budget Summary Level is to provide executive, community, financial, human resource, technology and business support to the Seattle Department of Transportation.

Program Expenditures	2020 Actuals	2021 Adopted	2022 Proposed
Citywide Indirect Costs	43,771,972	44,965,979	47,369,503
Departmental Indirect Costs	18,899,204	-	-
Departmental Indirect Costs	-	17,888,096	18,427,975
Divisional Indirect Costs	14,489,355	11,413,509	11,648,913
Indirect Cost Recovery Offset	(73,269,222)	(73,357,349)	(77,446,391)
Pooled Benefits and PTO	4,762,052	-	-
Total	8,653,361	910,235	-
Full-time Equivalents Total*	214.25	214.25	232.75

**FTE totals are provided for informational purposes only. Changes in FTEs resulting from City Council or Human Resources Director actions outside of the budget process may not be detailed here*

The following information summarizes the programs in Leadership and Administration Budget Summary Level:

Citywide Indirect Costs

Seattle Department of Transportation

The Purpose of Citywide Indirect Cost Program is to allocate the City's general service costs to SDOT in a way that benefits the delivery of transportation services to the public.

	2020	2021	2022
Expenditures/FTE	Actuals	Adopted	Proposed
Citywide Indirect Costs	43,771,972	44,965,979	47,369,503

Departmental Indirect Costs

tbd

	2020	2021	2022
Expenditures/FTE	Actuals	Adopted	Proposed
Departmental Indirect Costs	18,899,204	17,888,096	18,427,975
Full Time Equivalents Total	120.00	120.00	129.50

Divisional Indirect Costs

The purpose of the Divisional Indirect Costs Program is to provide division leadership and unique transportation technical expertise to accomplish the division's goals and objectives in support of the department's mission.

	2020	2021	2022
Expenditures/FTE	Actuals	Adopted	Proposed
Divisional Indirect Costs	14,489,355	11,413,509	11,648,913
Full Time Equivalents Total	94.25	94.25	103.25

Indirect Cost Recovery Offset

Indirect Cost Recovery Offset Program includes Department Management Indirect cost recovery and General Expense Indirect Cost Recovery. This program equitably recovers and allocates departmental and general expense indirect cost from all transportation activities and capital projects to fund departmental management and support services essential for delivery of transportation service to the public.

	2020	2021	2022
Expenditures/FTE	Actuals	Adopted	Proposed
Indirect Cost Recovery Offset	(73,269,222)	(73,357,349)	(77,446,391)

Pooled Benefits and PTO

This budget program contains the funding associated with employee leave, time off, and benefit-related costs for Workers' Compensation, healthcare and other centrally distributed benefit costs.

	2020	2021	2022
Expenditures/FTE	Actuals	Adopted	Proposed
Pooled Benefits and PTO	4,762,052	-	-

SDOT - BO-TR-18002 - General Expense

Seattle Department of Transportation

The purpose of the General Expense Budget Summary Level is to pay for general business expenses necessary to the overall delivery of transportation services, such as Judgment and Claims contributions and debt service payments.

Program Expenditures	2020 Actuals	2021 Adopted	2022 Proposed
Citywide Initiatives	5,554,106	5,296,014	10,176,730
Debt Service	44,294,320	41,890,893	39,442,436
Judgment & Claims	2,602,751	8,098,973	9,897,522
Total	52,451,177	55,285,880	59,516,688

**FTE totals are provided for informational purposes only. Changes in FTEs resulting from City Council or Human Resources Director actions outside of the budget process may not be detailed here*

The following information summarizes the programs in General Expense Budget Summary Level:

Citywide Initiatives

The purpose of the Citywide Initiatives program is to support citywide or multi-departmental system or process improvement initiatives.

Expenditures/FTE	2020 Actuals	2021 Adopted	2022 Proposed
Citywide Initiatives	5,554,106	5,296,014	10,176,730

Debt Service

The purpose of Debt Service Program is to meet principal repayment and interest obligations on debt proceeds that are appropriated in SDOT's Budget

Expenditures/FTE	2020 Actuals	2021 Adopted	2022 Proposed
Debt Service	44,294,320	41,890,893	39,442,436

Judgment & Claims

The purpose of the Judgement & Claims Program is to represent SDOT's annual contribution to the City's centralized self-insurance pool from which court judgements and claims against the city are paid.

Expenditures/FTE	2020 Actuals	2021 Adopted	2022 Proposed
Judgment & Claims	2,602,751	8,098,973	9,897,522

The Office of the Waterfront and Civic Projects

Marshall Foster, Director

206-684-8413

<http://www.seattle.gov/office-of-the-waterfront-and-civic-projects>

The Office of the Waterfront and Civic Projects is responsible for coordinating the City's waterfront improvement efforts, including project management, design, construction, and financial management. Organizationally, it is a unit of the Seattle Department of Transportation (SDOT), although its director reports directly to the Mayor. The Office of the Waterfront and Civic Projects is charged with administering the overall program and ensuring that it is managed efficiently and delivers on the Concept Design and Framework Plan for the Central Waterfront as adopted by the City in Resolution 31399.

The projects that make up the Central Waterfront program are included in SDOT's budget and in the budgets of two other City departments (Seattle Parks and Recreation and Finance and Administrative Services). Although there are multiple funding sources and multiple projects within the waterfront improvement program, the program itself includes all the projects listed below.

Seattle Department of Transportation

- Alaskan Way Main Corridor project (MC-TR-C072)
- Overlook Walk and East/West Connections (MC-TR-C073)

Seattle Parks and Recreation

- Parks Central Waterfront Piers Rehabilitation (MC-PR-21007)
- Aquarium Expansion (MC-PR-21006)

Department of Finance and Administrative Services

- Pike Place Market PC-1 North Waterfront Entrance project (complete)
- Local Improvement District Administration

In addition, there are funds budgeted in CIP projects for Seattle Public Utilities (SPU) and Seattle City Light (SCL) for utility relocations related to the Central Waterfront program. The Office of the Waterfront and Civic Projects is leading construction activities for these relocations, which in SDOT's budget are combined in a reimbursable project (MO-TR-R043). The Office of Arts and Culture also has funding from the Waterfront program's 1% for Arts contribution.

The Central Waterfront Improvement Fund is a single fund from which multiple departments draw funding resources. The fund tracks the interfund loan and philanthropic funds as well as other revenues. The fund supports certain costs associated with the design and construction of the waterfront improvement program and related costs for City administration, including the Office of the Waterfront and Civic Projects. Appropriations made from the Central Waterfront Improvement Fund are for these purposes.

In 2019, the City Council legislated the Waterfront Local Improvement District (LID) Fund which holds LID assessment payments and LID bonds, and pays for expenditures related to the Waterfront Local Improvement District (#6751). The pre-payment, and LID bond issuance are anticipated to occur in late 2021. For more information on LID and project status, visit the [Waterfront Seattle](#) website.

Office of Sustainability and Environment

Michelle Caulfield, Interim Director

(206) 615-0815

www.seattle.gov/environment

Department Overview

The Office of Sustainability & Environment (OSE) develops and implements citywide environmental policies and programs that propel Seattle toward a sustainable, equitable, and climate pollution-free future. OSE collaborates with a wide range of stakeholders to develop policies and programs that advance healthy communities and facilitate a just transition from fossil fuels, while prioritizing people and communities most affected by economic, racial, and environmental injustices. OSE's work focuses on the following areas:

Climate and Environmental Justice: OSE develops policies and conducts research on reducing and addressing the impacts of climate pollution. This includes goal assessment, action planning, community outreach, and performance measurement. OSE coordinates implementation of the Seattle Green New Deal, the Seattle Climate Action Plan, and the Equity and Environment Initiative and plans and implements policies that transition buildings to 100% clean energy and advance zero carbon transportation.

Sustainable Communities. OSE works with key stakeholders to support sustainable communities. The office administers the Fresh Bucks and Healthy Food in Schools programs to provide equitable access to healthy, affordable, culturally relevant food. OSE also fosters interdepartmental coordination within the City of Seattle to help maintain, preserve, and restore Seattle's urban forest.

Citywide Coordination: OSE coordinates interdepartmental efforts to advance a healthy, equitable, and sustainable environment. These efforts include the Duwamish Valley Program, as well as interdepartmental planning around the Green New Deal, urban forestry, and energy efficiency. OSE is responsible for coordinating four prominent Boards and Commissions: the Urban Forestry Commission, the Sweetened Beverage Tax Community Advisory Board, the Environmental Justice Committee, and the Green New Deal Oversight Board.

Budget Snapshot

	2020 Actuals	2021 Adopted	2022 Proposed
Department Support			
General Fund Support	19,943,052	10,385,311	8,922,508
Other Funding - Operating	10,382,369	5,929,814	8,692,975
Total Operations	30,325,421	16,315,126	17,615,483
Total Appropriations	30,325,421	16,315,126	17,615,483
 Full-Time Equivalents Total*	 30.50	 31.50	 31.50

* FTE totals are provided for informational purposes only. Changes in FTEs resulting from City Council or Human Resources Director actions outside of the budget process may not be detailed here

Office of Sustainability and Environment

Budget Overview

The 2022 proposed budget represents a significant investment in OSE's Climate Justice and Equity initiatives, including the Duwamish Valley Program and the Green New Deal. These proposals boost OSE's General Fund and payroll expense tax-funded programming by \$1.3 million compared to the 2021 Adopted Budget.

After being delayed due to the COVID-19 pandemic, the Green New Deal (GND) launched in 2021 with the establishment of the Green New Deal Oversight Board (GNDOB), which will help to oversee and advise the implementation of Green New Deal policies in Seattle. The Proposed Budget includes \$14.3 million in dedicated Green New Deal funding, consistent with the City Council's "Jumpstart" priorities. The following Green New Deal items are budgeted at OSE and funded by the payroll expense tax:

- Duwamish Valley Program investments supporting the green economy and environmental justice (see below): \$1,775,000;
- Environmental Justice Fund: \$550,000 in new grant funding;
- Clean Buildings Accelerator program to help business owners comply with new state commercial buildings standards: \$220,000; and
- Oil home heating conversions: \$200,000 in one-time funding for rebates and staff support.

In addition, the proposed budget allocates \$1 million in General Fund for Clean Energy Pre-Apprenticeship Scholarships, that will fund job training in the clean energy workforce. This item is supported by federal Coronavirus Local Fiscal Recovery (CLFR) funding.

Additional payroll tax funded Green New Deal items are proposed in the Office of Planning and Community Development (OPCD), the Office of Housing (OH), and Seattle Department of Transportation (SDOT). \$6.5 million is also budgeted in Finance General as a set-aside for priorities that will be identified by the GNDOB and the citywide GND interdepartmental team (IDT).

The proposed budget also deepens investments in the Duwamish Valley with \$8.5 million in new investments for the Duwamish Valley Program across OSE, OPCD, SDOT, and Seattle Parks and Recreation (SPR). These investments will build on grant-funded work establishing a Duwamish Valley Resilience District. These efforts are also intended to advance the goals and principles of the Green New Deal by focusing on job creation and a just transition away from fossil fuels. Of this \$8.5 million, \$2.375 million is budgeted in OSE and includes:

- Green New Deal investments that target Duwamish Valley communities: \$1,775,000 (see item above), which includes \$500,000 for expanding investments in youth leadership and training opportunities, \$1 million in rebates for electric heavy duty vehicles operating in Duwamish-area neighborhoods, and \$275,000 for Clean Energy workforce development;
- Greening and improving urban tree cover in industrial spaces: \$300,000; and
- Duwamish-area small business support: \$275,000.

Details on these items can be found in the Incremental Budget Changes section.

Ongoing initiative support: The 2022 Proposed Budget continues to fund existing initiatives in OSE that support tackling the climate crisis and growing sustainable communities, including:

- Fresh Bucks & Food Policy Initiatives
- Equity and Environment Initiative
- Equitable Transportation
- Building Energy Policy & Programs
- Building Energy Benchmarking & Tune-Ups
- Urban Forestry

Office of Sustainability and Environment

OSE will also continue to coordinate and provide technical assistance for the interdepartmental Municipal Energy Efficiency Project (MEEP). MEEP is a capital project spanning multiple departments that makes energy efficiency improvements to City-owned facilities. In 2022, this programming will be supported by \$2.9 million in Real Estate Excise Tax (REET) revenues, an increase of \$445,000 over 2021, with additional funding provided to Seattle Public Library and the Seattle Department of Parks and Recreation. This funding is appropriated in the relevant departments' capital budgets. For more detail about this project, please see the Municipal Energy Efficiency Project located in the Department of Finance and Administrative Services' 2022-2027 Capital Improvement Program.

Incremental Budget Changes

Office of Sustainability and Environment

	Dollars	FTE
2021 Adopted Budget	16,315,126	31.50
Baseline		
Remove 2021 Joint COVID-19 Relief Plan amounts from baseline	(3,400,000)	-
Restore Transportation Electrification Program Budget	25,000	-
Restore Professional Development Funds	15,000	-
Restore Community Partnership Support	10,000	-
Restore Communications Budget	10,500	-
Language Premium Staff Stipend	2,400	-
Citywide Adjustments for Standard Cost Changes	70,485	-
Baseline Adjustments for Personnel Costs	77,047	-
Revenue Adjustments - Benchmarking & Tune-Up	-	-
Revenue Adjustments	-	-
Proposed Operating		
Expand Youth Leadership, Capacity Building, and Duwamish Valley Youth Corps	500,000	-
Duwamish Green Workforce Development Investments	275,000	-
Duwamish Valley Business Relief and Response	275,000	-
Greening Industrial Properties in the Duwamish Valley	300,000	-
Rebates for Heavy-Duty Electric Vehicles	1,000,000	-
Oil Home Heating Conversions	200,000	-
Clean Buildings Accelerator Program	220,000	-
Increase Environmental Justice Fund (Equitable Communities Initiative)	550,000	-
Clean Energy Pre-Apprenticeship Scholarships	1,000,000	-
Transportation Electrification Program Support	154,926	-
Green New Deal Coordination	15,000	-
Total Incremental Changes	\$1,300,357	-
Total 2022 Proposed Budget	\$17,615,483	31.50

Office of Sustainability and Environment

Description of Incremental Budget Changes

Baseline

Remove 2021 Joint COVID-19 Relief Plan amounts from baseline

Expenditures \$(3,400,000)

This item removes from the baseline budget \$3.4 million that were used to fund emergency grocery vouchers through the first quarter of 2021.

Restore Transportation Electrification Program Budget

Expenditures \$25,000

This item restores \$25,000 to the Transportation Electrification program budget, reversing a one-time 2021 reduction.

Restore Professional Development Funds

Expenditures \$15,000

This item restores \$15,000 for OSE's professional development budget, reversing a one-time 2021 reduction.

Restore Community Partnership Support

Expenditures \$10,000

This item restores \$10,000 to OSE's budget for sponsorship and participation in community partners' annual events, reversing a one-time 2021 cut. This funding has previously supported partner events and OSE's Earth Day event but will be applied in 2022 entirely towards supporting partner organizations.

Restore Communications Budget

Expenditures \$10,500

This item restores \$10,500 to OSE's communications budget, reversing a one-time 2021 cut.

Language Premium Staff Stipend

Expenditures \$2,400

This item increases ongoing appropriation authority for language services stipends. Per the Coalition of City Unions collective bargaining agreement, City employees who are multilingual and provide language services, such as interpretation and translation, to communicate with clients and/or other employees in business-related situations are now eligible for a monthly language premium stipend. The amounts in the 2022 budget are estimates based on the eligible employees from 2021.

Citywide Adjustments for Standard Cost Changes

Expenditures \$70,485

Citywide technical adjustments made in the baseline phase reflect changes to internal services costs, including rates from the Department of Finance & Administrative Services, Seattle Information Technology Department, Seattle Department of Human Resources, and for healthcare, retirement and industrial insurance charges for the department. These adjustments reflect initial assumptions about these costs and inflators early in the budget

Office of Sustainability and Environment

process.

Baseline Adjustments for Personnel Costs

Expenditures \$77,047

This centrally administered change adjusts appropriations to restore the annual wage increase for non-represented Executives, Managers and Strategic Advisors, which was forgone in 2021 due to financial constraints.

Revenue Adjustments - Benchmarking & Tune-Up

Revenues \$61,000

This item revises the revenues forecasted in 2022 for the benchmarking & tune-ups programs (currently projected at zero). Revenue is projected at \$20,000 for Benchmarking and for \$41,000 for Tune-Ups.

Revenue Adjustments

Revenues \$949,872

This is a technical adjustment to align base revenues with forecast revenues for the 2022 Budget. Revenues in this department are General Fund cost recovery for central services provided by this department and charged to the six-funds.

Proposed Operating

Expand Youth Leadership, Capacity Building, and Duwamish Valley Youth Corps

Expenditures \$500,000

This Green New Deal item expands the youth leadership and capacity building in the Duwamish Valley by providing funding for expanded participation, capacity building, youth workforce development, and recreational programming. This funding will support partnerships between the City and community organizations on planned utility, transportation, and parks and recreation investments that benefit youth and the community. Specific support will expand the number of youth served per year, provide up to 50 youth summer jobs with the City and Port, support 12 new Youth Leadership Council members, and provide additional community organizational capacity. This item is part of a package of investments that expand the Duwamish Valley Program in 2022 and are also part of a package of Green New Deal items funded by payroll expense tax (Jumpstart) funds.

Duwamish Green Workforce Development Investments

Expenditures \$275,000

This Green New Deal item funds efforts to connect major upcoming investments in the Duwamish Valley to local job creation. This funding will address priorities from the Industrial and Maritime Strategy as well as the Duwamish Valley Action Plan, and will focus on green economy careers, aiming to facilitate pathways to jobs in manufacturing, logistics, and the maritime sector, as well as work supporting sea level rise adaptation, the electric vehicle industry, and climate change resilience. These items are part of a package of investments that expand the Duwamish Valley Program in 2022, and also form parts of a package of Green New Deal items funded by payroll expense tax (Jumpstart) funds.

Duwamish Valley Business Relief and Response

Expenditures \$275,000

This item provides GF funding to support small and industrial businesses in South Park and Georgetown with technical assistance, marketing support, and financial advice to assist with COVID-19 relief and response. Funding

Office of Sustainability and Environment

will also be applied towards facilitating contracting and procurement for local vendors with the City of Seattle. These collaborations will also serve to advance development of the Duwamish Valley Resilience District.

This parallels work that is being funded by a grant from Robert Wood Johnson Foundation for the Duwamish Valley Resilience District. This item is part of a package of investments that expand the Duwamish Valley Program for 2022.

Greening Industrial Properties in the Duwamish Valley

Expenditures \$300,000

This item provides GF funding for community-led efforts to green the industrial areas of South Park and Georgetown. Funding would support grants to community-based organizations for outreach, engagement, and implementation of greening efforts in private industrial properties. Some of this funding may also support Seattle Department of Transportation and Seattle Public Utilities in these departments' efforts to green the right of way and work related to water management. These items are part of a package of investments that expand the Duwamish Valley Program in 2022.

Rebates for Heavy-Duty Electric Vehicles

Expenditures \$1,000,000

This Green New Deal item provides one-time funding for electric heavy duty vehicle rebates for operators in the Duwamish Valley. Examples include drayage trucks, schoolbuses, and other industrial and commercial fleets. This item is part of a package of investments that expand the Duwamish Valley Program in 2022 and is also part of a package of Green New Deal items funded by payroll expense tax (Jumpstart) funds.

Oil Home Heating Conversions

Expenditures \$200,000

This Green New Deal item adds \$200,000 in one-time appropriation to support the Clean Heat Program for oil-to-electric heat pump conversions for both low-income and middle-income households. This is part of a larger package totaling \$1.7 million in one-time funding split between the Office of Housing (OH) and OSE. This appropriation at OSE will fund additional conversion rebates for middle-income households, targeted outreach to BIPOC and historically disadvantaged communities, and temporary staffing to support program implementation. In future years, this programming at both OSE and OH will be supported by revenues from the Oil Home Heating Tax, which has been delayed until April 2022. An accompanying request for \$1.5 million is in the Proposed Budget for the Office of Housing. This is part of a package of Green New Deal items funded by payroll expense tax (Jumpstart) funds.

Clean Buildings Accelerator Program

Expenditures \$220,000

This Green New Deal item funds development and implementation of a Clean Buildings Accelerator program. This program will provide support services for under-resourced building owners to comply with Washington State Clean Buildings Standards. This support would capitalize on the opportunity for early compliance incentive funding provided by the State, as well as making building owners eligible for existing efficiency incentives offered by Seattle City Light. This work will also help prepare buildings owners for future Seattle emissions standards. This is part of a package of Green New Deal items funded by payroll expense tax (Jumpstart) funds.

Increase Environmental Justice Fund (Equitable Communities Initiative)

Expenditures \$550,000

This item adds \$550,000 to the Environmental Justice Fund. These investments aim to provide immediate and long-term funding for community-based efforts to address health disparities through investments in food access and environmental justice. This is part of package of Green New Deal items funded by payroll expense tax (Jumpstart)

Office of Sustainability and Environment

funds.

This investment was recommended by the Equitable Communities Initiative Task Force.

Clean Energy Pre-Apprenticeship Scholarships

Expenditures	\$1,000,000
--------------	-------------

The Proposed Budget allocates GF enabled by Coronavirus Local Fiscal Recovery (CLFR) funds to OSE as part of Seattle Rescue Plan 3 (SRP3). This Green New Deal item adds \$1 million for Clean Energy Pre-Apprenticeship Scholarships. This funding will pay for application and enrollment costs, tools, PPE, and work gear. Post-training support services for new apprentices will also be provided with the goal of increasing retention in the clean energy workforce. Funding will also support targeted inclusive outreach (in-language and through trusted networks) to advance green and just workforce development and priority hire goals. This is part of a package of Green New Deal items, with this item funded by funding provided from the federal government for COVID-19 relief.

See the Seattle Rescue Plan section of this 2022 Budget Book for more on SRP3.

Transportation Electrification Program Support

Expenditures	\$154,926
Revenues	\$154,926

This proposal provides funding for a Planning and Development Specialist, Sr., supporting the Transportation Electrification (TE) Program. This position will provide project management, interdepartmental coordination, and research support for the Citywide TE Program. No new position authority is required. Seattle City Light will reimburse OSE for this body of work through 2025.

Green New Deal Coordination

Expenditures	\$15,000
--------------	----------

This item adds \$15,000 in General Fund appropriation for coordination between internal (City) and external (Oversight Board) Green New Deal teams. This includes funding for work planning, coordination meetings, retreats and workshops, facilities rentals, and materials.

Office of Sustainability and Environment

Expenditure Overview

	2020 Actuals	2021 Adopted	2022 Proposed
Appropriations			
OSE - BO-SE-X1000 - Office of Sustainability and Environment			
00100 - General Fund	19,943,052	10,385,311	8,922,508
00155 - Sweetened Beverage Tax Fund	10,382,369	5,929,814	5,947,975
14500 - Payroll Expense Tax	-	-	2,745,000
Total for BSL: BO-SE-X1000	30,325,421	16,315,126	17,615,483
Department Total	30,325,421	16,315,126	17,615,483

Department Full-Time Equivalents Total* **30.50** **31.50** **31.50**

** FTE totals are provided for informational purposes only. Changes in FTEs resulting from City Council or Human Resources Director actions outside of the budget process may not be detailed here*

Budget Summary by Fund Office of Sustainability and Environment

	2020 Actuals	2021 Adopted	2022 Proposed
00100 - General Fund	19,943,052	10,385,311	8,922,508
00155 - Sweetened Beverage Tax Fund	10,382,369	5,929,814	5,947,975
14500 - Payroll Expense Tax	-	-	2,745,000
Budget Totals for OSE	30,325,421	16,315,126	17,615,483

Revenue Overview

2022 Estimated Revenues

Account Code	Account Name	2020 Actuals	2021 Adopted	2022 Proposed
331110	Direct Fed Grants	9,592,625	-	-
337010	Grants & Contr From Local Govt	39,240	-	-
341300	Administrative Fees & Charges	-	-	154,926
341900	General Government-Other Rev	2,536,876	2,255,179	3,205,051
350180	Misc Fines & Penalties	8,500	-	61,000
Total Revenues for: 00100 - General Fund		12,177,241	2,255,179	3,420,977
331110	Direct Fed Grants	2,944	-	-
Total Revenues for: 00155 - Sweetened Beverage Tax Fund		2,944	-	-
Total OSE Resources		12,180,185	2,255,179	3,420,977

Office of Sustainability and Environment

Appropriations by Budget Summary Level and Program

OSE - BO-SE-X1000 - Office of Sustainability and Environment

The purpose of the Office of Sustainability and Environment Budget Summary Level is to coordinate interdepartmental environmental sustainability initiatives, identify and develop next generation policies and programs, and lead the City's climate change action planning to move towards carbon neutrality.

Program Expenditures	2020 Actuals	2021 Adopted	2022 Proposed
Office of Sustainability and Environment	30,325,421	16,315,126	17,615,483
Total	30,325,421	16,315,126	17,615,483
Full-time Equivalents Total*	30.50	31.50	31.50

**FTE totals are provided for informational purposes only. Changes in FTEs resulting from City Council or Human Resources Director actions outside of the budget process may not be detailed here*

Office of the City Auditor

David G. Jones, City Auditor

(206) 233-3801

<http://www.seattle.gov/audit/>

Department Overview

The Office of City Auditor was established by City Charter and serves as Seattle's independent performance audit function. The City Auditor is appointed by the City Council to a four-year term of office.

The Office of City Auditor seeks to promote honest, efficient management and full accountability throughout City government. It serves the public interest by providing the City Council, the Mayor and City employees with accurate information, unbiased analyses and objective recommendations on how best to use public resources.

The Office of City Auditor conducts audits of City departments, programs, grantees and contracts, as well as some non-audit projects. Most of the office's work is performed in response to specific concerns or requests from City Councilmembers, but the City Auditor also independently initiates work to fulfill the office's mission. If resources are available, the City Auditor responds to requests from the Mayor, City departments and the public.

Through its work, the Office of City Auditor answers the following types of questions:

- Are City of Seattle programs being carried out in compliance with applicable laws and regulations, and is accurate information furnished to the City Council and Mayor on these programs?
- Do opportunities exist to eliminate inefficient use of public funds and waste?
- Are programs achieving desired results?
- Are there better ways to achieve program objectives at lower costs?
- Are there ways to improve the quality of service without increasing costs?
- What emerging or key issues should the City Council and Mayor consider?

Budget Snapshot

	2020 Actuals	2021 Adopted	2022 Proposed
Department Support			
General Fund Support	2,655,707	2,020,212	2,141,681
Other Funding - Operating	450,000	500,000	-
Total Operations	3,105,707	2,520,212	2,141,681
Total Appropriations	3,105,707	2,520,212	2,141,681
 Full-Time Equivalents Total*	 10.00	 10.00	 10.00

** FTE totals are provided for informational purposes only. Changes in FTEs resulting from City Council or Human Resources Director actions outside of the budget process may not be detailed here*

Office of the City Auditor

Budget Overview

The 2022 Proposed Budget includes technical adjustments to reflect changes to internal service costs, as well as \$100,000 of ongoing General Fund. This restores cuts made in the 2021 Adopted Budget due to declining revenues resulting from the COVID-19 pandemic. In addition, the proposed budget includes a technical adjustment to remove Sweetened Beverage Tax funds that were added to fund a five-year evaluation.

Incremental Budget Changes

Office of the City Auditor

	Dollars	FTE
2021 Adopted Budget	2,520,212	10.00
Baseline		
Citywide Adjustments for Standard Cost Changes	21,469	-
Proposed Operating		
Restore General Fund	100,000	-
Proposed Technical		
Remove Sweetened Beverage Tax Funds	(500,000)	-
Total Incremental Changes	\$(378,531)	-
Total 2022 Proposed Budget	\$2,141,681	10.00

Description of Incremental Budget Changes

Baseline

Citywide Adjustments for Standard Cost Changes

Expenditures \$21,469

Citywide technical adjustments made in the baseline phase reflect changes to internal services costs, including rates from the Department of Finance & Administrative Services, Seattle Information Technology Department, Seattle Department of Human Resources, and for healthcare, retirement and industrial insurance charges for the department. These adjustments reflect initial assumptions about these costs and inflators early in the budget process.

Proposed Operating

Restore General Fund

Expenditures \$100,000

In the 2021 Adopted Budget, the Office of City Auditor's budget was reduced by 5% (\$103,989) to offset revenue losses related to the COVID-19 pandemic. This change restores \$100,000 on an ongoing basis.

Office of the City Auditor

Proposed Technical

Remove Sweetened Beverage Tax Funds

Expenditures \$(500,000)

This technical item reduces the Auditor's 2022 budget by \$500,000 to remove one-time Sweetened Beverage Tax resources added to the department for a five-year evaluation. The Auditor's Office received the equivalent of \$500,000 each year from 2017 - 2021 per Ordinance requirements (ORD 125324 section 5B).

Expenditure Overview

	2020 Actuals	2021 Adopted	2022 Proposed
Appropriations			
AUD - BO-AD-VG000 - Office of the City Auditor			
00100 - General Fund	2,655,707	2,020,212	2,141,681
00155 - Sweetened Beverage Tax Fund	450,000	500,000	-
Total for BSL: BO-AD-VG000	3,105,707	2,520,212	2,141,681
Department Total	3,105,707	2,520,212	2,141,681
Department Full-Time Equivalents Total*	10.00	10.00	10.00

* FTE totals are provided for informational purposes only. Changes in FTEs resulting from City Council or Human Resources Director actions outside of the budget process may not be detailed here

Budget Summary by Fund Office of the City Auditor

	2020 Actuals	2021 Adopted	2022 Proposed
00100 - General Fund	2,655,707	2,020,212	2,141,681
00155 - Sweetened Beverage Tax Fund	450,000	500,000	-
Budget Totals for AUD	3,105,707	2,520,212	2,141,681

Appropriations by Budget Summary Level and Program

AUD - BO-AD-VG000 - Office of the City Auditor

The purpose of the Office of City Auditor Budget Summary Level is to provide unbiased analyses and objective recommendations to assist the City in using public resources more equitably, efficiently and effectively in delivering services to the public.

Program Expenditures	2020 Actuals	2021 Adopted	2022 Proposed
Office of the City Auditor	3,105,707	2,520,212	2,141,681
Total	3,105,707	2,520,212	2,141,681
Full-time Equivalents Total*	10.00	10.00	10.00

*FTE totals are provided for informational purposes only. Changes in FTEs resulting from City Council or Human Resources Director actions outside of the budget process may not be detailed here

City Budget Office

Ben Noble, Director

(206) 615-1962

<http://www.seattle.gov/budgetoffice/>

Department Overview

The City Budget Office (CBO) is responsible for developing and monitoring the City's annual budget, carrying out budget-related functions, overseeing fiscal policy and financial planning activities, policy analysis, and preparing legislation for City Council review. CBO provides strategic analysis relating to the use of revenues, debt, long-term issues, and special events. The office also provides technical assistance, training, and support to City departments in performing financial functions. The Innovation and Performance team is also in CBO, supporting and advancing initiatives by using data and design to solve problems.

Budget Snapshot

	2020 Actuals	2021 Adopted	2022 Proposed
Department Support			
General Fund Support	7,781,847	7,145,311	7,612,906
Other Funding - Operating	-	-	3,823,019
Total Operations	7,781,847	7,145,311	11,435,925
Total Appropriations	7,781,847	7,145,311	11,435,925
Full-Time Equivalents Total*	36.00	36.00	43.00

* FTE totals are provided for informational purposes only. Changes in FTEs resulting from City Council or Human Resources Director actions outside of the budget process may not be detailed here

Budget Overview

The 2022 Proposed Budget for the City Budget Office (CBO) has several budget changes, as well as three technical changes related to changes in expected revenues, Citywide charges and personnel costs. With the creation of the new Office of Economic and Revenue Forecasts (ERF), a position is transferred from CBO to the ERF, and funding is added to CBO to cover functions not covered by the ERF. In response to many new offices and funds created in the City in recent years, a budget and policy analyst position is also included in the proposed budget.

The proposed budget also allocates Coronavirus Local Fiscal Recovery (CLFR) funds to CBO as part of Seattle Rescue Plan 3 (SRP3). These are the ongoing costs to support the additions made as a part of this plan, to cover through 2024. Three positions were added for impact analysis and evaluation, and three staff were added for project management. Separately for the proposed budget, a Strategic Advisor 3 is being added to support management of these efforts Citywide. See the Seattle Rescue Plan section of this 2022 Budget Book for more on SRP3.

City Budget Office

Incremental Budget Changes

City Budget Office

	Dollars	FTE
2021 Adopted Budget	7,145,311	36.00
Federal funds project management staffing	2,072,024	4.00
Baseline		
Citywide Adjustments for Standard Cost Changes	177,419	-
Baseline Adjustments for Personnel Costs	145,648	-
Innovation and Performance Impact Evaluation Staff and Affordable Seattle	1,750,995	3.00
Revenue Adjustments	-	-
Proposed Operating		
New Office of Economic and Revenue Forecasts	(19,151)	(1.00)
Increase to Budget and Policy Analysis	163,679	1.00
Total Incremental Changes	\$4,290,614	7.00
Total 2022 Proposed Budget	\$11,435,925	43.00

Description of Incremental Budget Changes

Federal funds project management staffing

Expenditures	\$2,072,024
Position Allocation	4.00

This item adds funding to support the 2022-2024 costs of three positions first hired in 2021, as well as one new sunseting Strategic Advisor 3 position, all to manage federal funding source implementation, including problem identification, solution development, internal and external liaising, budgeting, reporting, and tracking.

This item is part of a package of CLFR-funded or CLFR-enabled items comprising Seattle Rescue Plan 3 (SRP3). See the Seattle Rescue Plan section of this 2022 Budget Book for more on SRP3.

Baseline

Citywide Adjustments for Standard Cost Changes

Expenditures	\$177,419
--------------	-----------

Citywide technical adjustments made in the baseline phase reflect changes to internal services costs, including rates from the Department of Finance & Administrative Services, Seattle Information Technology Department, Seattle Department of Human Resources, and for healthcare, retirement and industrial insurance charges for the department. These adjustments reflect initial assumptions about these costs and inflators early in the budget process.

City Budget Office

Baseline Adjustments for Personnel Costs

Expenditures	\$145,648
--------------	-----------

This centrally administered change adjusts appropriations to restore the annual wage increase for non-represented Executives, Managers and Strategic Advisors, which was forgone in 2021 due to financial constraints.

Innovation and Performance Impact Evaluation Staff and Affordable Seattle

Expenditures	\$1,750,995
Position Allocation	3.00

This item provides support for conducting impact analysis and evaluation of the City's recovery investments, optimization of existing City affordability investments, and implementation of a unified application tool for those investments. There is a related item in ITD for the implementation of the unified application tool, Affordable Seattle.

This item is part of a package of CLFR-funded or CLFR-enabled items comprising Seattle Rescue Plan 3 (SRP3). See the Seattle Rescue Plan section of this 2022 Budget Book for more on SRP3.

Revenue Adjustments

Revenues	\$(376,143)
----------	-------------

This is a technical adjustment to align base revenues with forecast revenues for the 2022 Proposed Budget. Revenues in this department are General Fund cost recovery for central services provided by this department and charged to the six funds through an allocation process. In addition, this item ends expected revenues from operating transfers from departments, which will end in 2021.

Proposed Operating

New Office of Economic and Revenue Forecasts

Expenditures	\$(19,151)
Position Allocation	(1.00)

To complement the work of the new forecast office, a net \$19,000 is reduced from the City Budget Office to provide resources for an unfunded position to support analysis and forecasting work that is not covered by the new office. A position and funding is also transferred from CBO to the new revenue forecast office.

Increase to Budget and Policy Analysis

Expenditures	\$163,679
Position Allocation	1.00

This item adds \$164,000 for a Strategic Advisor 2 position in the City Budget Office. In recent years, additional offices have been created in the City, as well as new funds. This has increased the workload in the office, as each of these requires dedicated staff to support, monitor and manage resources.

City Budget Office

Expenditure Overview

	2020 Actuals	2021 Adopted	2022 Proposed
Appropriations			
CBO - BO-CB-CZ000 - City Budget Office			
00100 - General Fund	7,781,847	7,145,311	7,612,906
14000 - Coronavirus Local Fiscal Recovery Fund	-	-	3,823,019
Total for BSL: BO-CB-CZ000	7,781,847	7,145,311	11,435,925
Department Total	7,781,847	7,145,311	11,435,925
Department Full-Time Equivalents Total*	36.00	36.00	43.00

* FTE totals are provided for informational purposes only. Changes in FTEs resulting from City Council or Human Resources Director actions outside of the budget process may not be detailed here

Budget Summary by Fund City Budget Office

	2020 Actuals	2021 Adopted	2022 Proposed
00100 - General Fund	7,781,847	7,145,311	7,612,906
14000 - Coronavirus Local Fiscal Recovery Fund	-	-	3,823,019
Budget Totals for CBO	7,781,847	7,145,311	11,435,925

Appropriations by Budget Summary Level and Program

CBO - BO-CB-CZ000 - City Budget Office

The purpose of the City Budget Office Budget Summary Level is to develop and monitor the budget, carry out budget-related functions, oversee financial policies and plans, support and advance Citywide innovation and performance measurement, and provide financial and other strategic analysis.

Program Expenditures	2020 Actuals	2021 Adopted	2022 Proposed
City Budget Office	7,781,847	7,145,311	11,435,925
Total	7,781,847	7,145,311	11,435,925
Full-time Equivalents Total*	36.00	36.00	43.00

*FTE totals are provided for informational purposes only. Changes in FTEs resulting from City Council or Human Resources Director actions outside of the budget process may not be detailed here

Civil Service Commissions

Andrea Scheele, Executive Director

(206) 233-7118

<http://www.seattle.gov/civil-service-commission>
<http://www.seattle.gov/public-safety-civil-service-commission>

Department Overview

The **Civil Service Commissions (CIV)** is the administrative entity serving both the Civil Service Commission and the Public Safety Civil Service Commission. The Commissions are quasi-judicial bodies charged with providing fair and impartial hearings on disciplinary actions and other employment related issues. Each commission is governed by a separate three-member board, with one member appointed by the Mayor, one appointed by the City Council, and one elected by, and representing, the employees. The term of each commissioner is three years.

The **Civil Service Commission (CSC)** provides fair and impartial hearings of alleged violations of the City's personnel rules. Employees may file appeals with the CSC regarding all final disciplinary actions and alleged violations of the Personnel Ordinance, as well as related rules and policies. The CSC may issue orders to remedy violations and may also make recommendations to the Mayor and the City Council regarding the administration of the personnel system. In addition, the CSC investigates allegations of political patronage to ensure the City's hiring practices are established and carried out in accordance with the merit principles set forth in the City Charter. The CSC conducts public hearings on personnel related issues and may propose changes to personnel rules, policies, and laws to the Mayor and the City Council.

The purpose of the **Public Safety Civil Service Commission (PSCSC)** is to implement, administer, and direct a civil service system for sworn personnel of the Seattle Police Department (SPD) and uniformed personnel of the Seattle Fire Department (SFD). The PSCSC directs and oversees entry-level and promotional civil service exams for positions in SPD and SFD, and the PSCSC provides sworn police and uniformed fire employees with a quasi-judicial hearing process on appeals concerning disciplinary actions, examination and testing, and related issues.

Budget Snapshot

	2020 Actuals	2021 Adopted	2022 Proposed
Department Support			
General Fund Support	507,423	522,731	601,557
Total Operations	507,423	522,731	601,557
Total Appropriations	507,423	522,731	601,557
Full-Time Equivalents Total*	2.00	2.00	2.00

** FTE totals are provided for informational purposes only. Changes in FTEs resulting from City Council or Human Resources Director actions outside of the budget process may not be detailed here.*

Budget Overview

The 2022 Proposed Budget for Civil Service Commissions (CIV) includes increases for reclassified positions and higher subscriptions costs. The proposed budget also includes Citywide technical adjustments related to internal services costs and personnel costs.

Civil Service Commissions

Incremental Budget Changes

Civil Service Commissions

	Dollars	FTE
2021 Adopted Budget	522,731	2.00
Baseline		
Citywide Adjustments for Standard Cost Changes	33,261	-
Baseline Adjustments for Personnel Costs	5,565	-
Proposed Operating		
Positions Reclassification Increase	30,000	-
Increase for Ongoing Subscriptions and Services	10,000	-
Total Incremental Changes	\$78,826	-
Total 2022 Proposed Budget	\$601,557	2.00

Description of Incremental Budget Changes

Baseline

Citywide Adjustments for Standard Cost Changes

Expenditures \$33,261

Citywide technical adjustments made in the baseline phase reflect changes to internal services costs, including rates from the Department of Finance & Administrative Services, Seattle Information Technology Department, Seattle Department of Human Resources, and for healthcare, retirement and industrial insurance charges for the department. These adjustments reflect initial assumptions about these costs and inflators early in the budget process.

Baseline Adjustments for Personnel Costs

Expenditures \$5,565

This centrally administered change adjusts appropriations to restore the annual wage increase for non-represented Executives, Managers and Strategic Advisors, which was forgone in 2021 due to financial constraints.

Proposed Operating

Positions Reclassification Increase

Expenditures \$30,000

This item increases ongoing appropriation authority by \$30,000 to the Civil Service Commissions. This increase provides the department with sufficient budget authority to cover an increase in personnel compensation due to two position reclassifications approved in 2020 by the Seattle Department of Human Resources.

Civil Service Commissions

Increase for Ongoing Subscriptions and Services

Expenditures \$10,000

This item increases ongoing appropriation authority by \$10,000 to the Civil Service Commissions for an increase in subscriptions and services necessary to perform the core duties of the department, including court recording software, legal research, and publications for administrative rulemaking.

Expenditure Overview

	2020 Actuals	2021 Adopted	2022 Proposed
Appropriations			
CIV - BO-VC-V1CIV - Civil Service Commissions			
00100 - General Fund	507,423	522,731	601,557
Total for BSL: BO-VC-V1CIV	507,423	522,731	601,557
Department Total	507,423	522,731	601,557
Department Full-Time Equivalents Total*	2.00	2.00	2.00

* FTE totals are provided for informational purposes only. Changes in FTEs resulting from City Council or Human Resources Director actions outside of the budget process may not be detailed here.

Budget Summary by Fund Civil Service Commissions

	2020 Actuals	2021 Adopted	2022 Proposed
00100 - General Fund	507,423	522,731	601,557
Budget Totals for CIV	507,423	522,731	601,557

Appropriations by Budget Summary Level and Program

CIV - BO-VC-V1CIV - Civil Service Commissions

The purpose of the Civil Service Commissions Budget Summary Level is to provide administrative support to the Public Safety Civil Service Commission (PSCSC) and the Civil Service Commission (CSC). The PSCSC provides sworn police and uniformed fire employees with a quasi-judicial process for hearings on appeals concerning disciplinary actions, examination and testing, and other related issues. The CSC directs the civil service system for all other employees of the City.

Program Expenditures	2020 Actuals	2021 Adopted	2022 Proposed
Civil Service Commissions	507,423	522,731	601,557
Total	507,423	522,731	601,557
Full-time Equivalents Total*	2.00	2.00	2.00

* FTE totals are provided for informational purposes only. Changes in FTEs resulting from City Council or Human Resources Director actions outside of the budget process may not be detailed here.

Office of Economic and Revenue Forecasts

Director Position, Vacant

Contact Information Not Yet Available

Department Overview

In July 2021 via Council Bill 120124, the City Council created the Office of Economic and Revenue Forecasts. The office's responsibilities, as stated in the legislation, are to staff the Economic and Revenue Forecast Council, perform economic and revenue forecasts, conduct special studies at the request of the Forecast Council and provide ad hoc analytical support on economic and revenue estimation for legislative and executive staff consistent with the work program. Such analyses are to be nonpartisan and confidential to the extent allowed by law.

The legislation also established the Economic and Revenue Forecast Council which shall receive and review the general forecasts of local economic activity and the specific forecasts of the revenues that support the City's general government programs and services. The forecasts approved by the Forecast Council by the Director of the Office of Economic and Revenue Forecasts are the official city economic and revenue forecasts and shall serve as the basis for the estimates of revenues described in RCW 35.32A.030 and 35.32A.040, provided that the Mayor or Council shall have the authority to deviate from the official forecasts as provided in Section 3.44.010. The Forecast Council shall be composed of the Mayor or designee, the Director of Finance, the Council President or designee, and the Chair of the City Council Finance Committee or designee. If the Council President and the Chair of the Council Finance Committee are the same individual, the position held by the Chair of the Council Finance Committee shall be determined by the Council President. The Forecast Council shall select one member to serve as Chair of the Forecast Council annually.

Budget Snapshot

	2020 Actuals	2021 Adopted	2022 Proposed
Department Support			
General Fund Support	-	-	634,919
Total Operations	-	-	634,919
Total Appropriations	-	-	634,919
Full-Time Equivalents Total*	-	-	3.00

** FTE totals are provided for informational purposes only. Changes in FTEs resulting from City Council or Human Resources Director actions outside of the budget process may not be detailed here*

Budget Overview

The 2022 Proposed Budget establishes a budget and staffing for the new Office of Economic and Revenue Forecasts (ERF). The budget provides the foundation for staff and resources necessary to carry out the office's purpose as described above in the department overview. The budget adds personnel funding for the office's 3.0 FTE: an Executive 2 position that will serve as the office's director (position authority added in the 2nd Quarter 2021 Supplemental Budget); a Strategic Advisor 2 position that will serve as the office's economist (transferred from the City Budget Office); and a new Strategic Advisor 1 position that will provide data visualization expertise and other

Office of Economic and Revenue Forecasts

support. In addition to staffing, the budget provides resources for one-time office setup expenses, internal service department charges, subscriptions and journals, training, and other necessary expenditures to produce and verify revenue forecasts.

Incremental Budget Changes

Office of Economic and Revenue Forecasts

	Dollars	FTE
2021 Adopted Budget	-	-
Proposed Operating		
Office Setup and Operations	150,250	-
Position Changes and Personnel Costs	484,669	2.00
Total Incremental Changes	\$634,919	2.00
Total 2022 Proposed Budget	\$634,919	3.00

Description of Incremental Budget Changes

Proposed Operating

Office Setup and Operations

Expenditures \$150,250

This item includes both one-time (\$24,000) and ongoing (\$126,250) appropriations to set up and establish a new office. These non-personnel-related items include subscriptions to journals and datasets, travel and training, unique IT licenses, and estimates for one-time and ongoing internal service charges such as technology purchases, cubicle setup, and office space rent. Of the total ongoing amount, \$16,750 for subscriptions and IT licenses will be reduced from CBO's budget as those items are transferred to this new office.

Position Changes and Personnel Costs

Expenditures \$484,669
Position Allocation 2.00

This item includes position changes and related appropriation for salary and benefits. For this annual budget, it is assumed the office will have hired the Director in 2021 and thus, this person will be in place at the start of 2022. The City Council added 1.0 FTE for the Director position in the 2nd Quarter 2021 Supplemental Budget, so the position authority is already in place. It is also assumed the Strategic Advisor 2 position transferring from CBO will start in this office at the beginning of 2022. This item includes position authority for an additional 1.0 FTE, Strategic Advisor 1, which is assumed to begin in April 2022 and will provide data visualization services and other office support.

Office of Economic and Revenue Forecasts

Expenditure Overview

	2020 Actuals	2021 Adopted	2022 Proposed
Appropriations			
ERF - BO-ER-10000 - Economic and Revenue Forecasts			
00100 - General Fund	-	-	634,919
Total for BSL: BO-ER-10000	-	-	634,919
Department Total	-	-	634,919
Department Full-Time Equivalents Total*	-	-	3.00

** FTE totals are provided for informational purposes only. Changes in FTEs resulting from City Council or Human Resources Director actions outside of the budget process may not be detailed here*

Budget Summary by Fund Office of Economic and Revenue Forecasts

	2020 Actuals	2021 Adopted	2022 Proposed
00100 - General Fund	-	-	634,919
Budget Totals for ERF	-	-	634,919

Appropriations by Budget Summary Level and Program

ERF - BO-ER-10000 - Economic and Revenue Forecasts

The purpose of the Economic and Revenue Forecasts Budget Summary Level is to provide support to the Forecast Council, perform economic and revenue forecasts, conduct special studies at the request of the Forecast Council, and provide ad hoc analytical support on economic and revenue estimation for legislative and executive staff consistent with the work program.

Program Expenditures	2020 Actuals	2021 Adopted	2022 Proposed
Economic and Revenue Forecasts	-	-	634,919
Total	-	-	634,919
Full-time Equivalents Total*	-	-	3.00

**FTE totals are provided for informational purposes only. Changes in FTEs resulting from City Council or Human Resources Director actions outside of the budget process may not be detailed here*

Office of the Employee Ombud

Amarah Khan, Director

(206) 256-5982

Department Overview

In 2018, the Mayor issued [Executive Order 2018-04](#) creating the Office of the Employee Ombud (OEO) following the recommendations issued by the Anti-Harassment Inter-departmental Team on improving the City's workplace culture. OEO's mission is to support City employees in all branches of City government by assessing their concerns regarding workplace conduct that may be considered inappropriate; may constitute harassment, discrimination, or retaliation; and/or is in conflict with the City's Personnel Rules, Citywide workplace expectations, and other City policies. OEO is the primary conflict management resource for the City.

The OEO provides assistance to City employees through a variety of means, including conflict management and resolution, clarifying the City's processes and systems for reporting and investigations; facilitating discussions to break down miscommunication; providing the contact for represented employees' unions; and understanding what remedies are available through State or Federal agencies. The OEO also supports employees with referrals to the City's contracted Employees Assistance Program (EAP) for appropriate emotional assistance.

In addition to individual employee services, the OEO engages with policy improvements that support the City's continuous effort to provide every City employee a safe and respectful workplace where they can do their best work in serving the residents of Seattle. OEO, as part of its systemic change mission, offers trainings and capacity building to City departments so that practices and behaviors that cause conflict among us can be addressed in a proactive manner. Beginning in 2020, the OEO submits an annual report to the Mayor's Office and City Council that addresses issues extending beyond the experiences of individual employees. The report includes recommendations to clarify the City's Personnel Rules, complaint and investigations systems or trainings, and share information on patterns of inappropriate workplace conduct at the City.

Budget Snapshot

	2020 Actuals	2021 Adopted	2022 Proposed
Department Support			
General Fund Support	707,768	733,298	1,092,079
Total Operations	707,768	733,298	1,092,079
Total Appropriations	707,768	733,298	1,092,079
Full-Time Equivalents Total*	5.00	4.00	6.00

** FTE totals are provided for informational purposes only. Changes in FTEs resulting from City Council or Human Resources Director actions outside of the budget process may not be detailed here.*

Office of the Employee Ombud

Budget Overview

The 2022 Proposed Budget furthers the Mayor's commitment to the Office of the Employee Ombud and the growth necessary to carry out the office's mission. Since the creation of the department in the second quarter of 2019, it has received over 500 requests for assistance. In order to be able to keep up with the growing need, the proposed budget adds two additional positions: one position will serve as the coordinator for anti-hate crimes and crimes of bias training and development; another position will provide administrative support to the director and office.

The 2022 Proposed Budget also provides for citywide technical adjustments related to space sublease costs, internal services costs, and personnel costs.

Incremental Budget Changes

Office of the Employee Ombud

	Dollars	FTE
2021 Adopted Budget	733,298	4.00
Baseline		
Citywide Adjustments for Standard Cost Changes	49,395	-
Baseline Adjustments for Personnel Costs	20,867	-
Proposed Operating		
Increase Anti-Hate Crimes Training Capacity	151,701	1.00
Increase Administrative Support Capacity	87,618	1.00
Proposed Technical		
Space Sublease Costs	49,200	-
Total Incremental Changes	\$358,781	2.00
Total 2022 Proposed Budget	\$1,092,079	6.00

Description of Incremental Budget Changes

Baseline

Citywide Adjustments for Standard Cost Changes

Expenditures \$49,395

Citywide technical adjustments made in the baseline phase reflect changes to internal services costs, including rates from the Department of Finance & Administrative Services, Seattle Information Technology Department, Seattle Department of Human Resources, and for healthcare, retirement and industrial insurance charges for the department. These adjustments reflect initial assumptions about these costs and inflators early in the budget process.

Office of the Employee Ombud

Baseline Adjustments for Personnel Costs

Expenditures	\$20,867
--------------	----------

This centrally administered change adjusts appropriations to restore the annual wage increase for non-represented Executives, Managers and Strategic Advisors, which was forgone in 2021 due to financial constraints.

Proposed Operating

Increase Anti-Hate Crimes Training Capacity

Expenditures	\$151,701
Position Allocation	1.00

This item creates a 1.0 FTE Strategic Advisor 1, Exempt pocket in the Office of the Employee Ombud (OEO), and increases ongoing appropriation authority by \$151,701 to OEO. The ongoing body of work for this position is training development and coordination related to anti-hate crimes and crimes of bias within City departments. This body of work was created in response to the Mayor's Executive Order 2020-01: Addressing Hate Crimes and Crimes of Bias, as well as Seattle City Council Ordinance 126308.

Increase Administrative Support Capacity

Expenditures	\$87,618
Position Allocation	1.00

This item creates a 1.0 FTE Administrative Specialist I pocket in the Office of the Employee Ombud (OEO), and increases ongoing appropriation authority by \$87,618 to OEO. The ongoing body of work for this position is administrative support, including, but not limited to, case intake, scheduling, ordering supplies, and developing marketing materials.

Proposed Technical

Space Sublease Costs

Expenditures	\$49,200
--------------	----------

This items increases one-time appropriation authority by \$49,200 to the Office of the Employee Ombud (OEO) for office sublease costs in 2022. Through December 31, 2022, OEO will sublease office space from the City Attorney's Office, located in Columbia Tower, at the same rate of OEO's prior office lease costs in Seattle City Hall. Prior office lease costs were included in the standard costs and rates that OEO paid to the Department of Finance & Administrative Services in 2019 and 2020.

Office of the Employee Ombud

Expenditure Overview

	2020 Actuals	2021 Adopted	2022 Proposed
Appropriations			
OEO - BO-EM-V10MB - Office of Employee Ombud			
00100 - General Fund	707,768	733,298	1,092,079
Total for BSL: BO-EM-V10MB	707,768	733,298	1,092,079
Department Total	707,768	733,298	1,092,079
Department Full-Time Equivalents Total*	5.00	4.00	6.00

** FTE totals are provided for informational purposes only. Changes in FTEs resulting from City Council or Human Resources Director actions outside of the budget process may not be detailed here.*

Budget Summary by Fund Office of the Employee Ombud

	2020 Actuals	2021 Adopted	2022 Proposed
00100 - General Fund	707,768	733,298	1,092,079
Budget Totals for OEO	707,768	733,298	1,092,079

Appropriations by Budget Summary Level and Program

OEO - BO-EM-V10MB - Office of Employee Ombud

The purpose of the Office of Employee Ombud Budget Summary Level is to assist City of Seattle employees in navigating the City's conflict management system. OEO supports all processes relating to harassment, discrimination, or misconduct and provides recommendations to the Mayor and City Council on policies and procedures that can help create an inclusive workplace environment.

Program Expenditures	2020 Actuals	2021 Adopted	2022 Proposed
Employee Ombud Office	707,768	733,298	1,092,079
Total	707,768	733,298	1,092,079
Full-time Equivalents Total*	5.00	4.00	6.00

** FTE totals are provided for informational purposes only. Changes in FTEs resulting from City Council or Human Resources Director actions outside of the budget process may not be detailed here.*

Employees' Retirement System

Jeff Davis, Executive Director

(206) 386-1293

<http://www.seattle.gov/retirement/>

Department Overview

The Seattle City Employees' Retirement System has two major functions: administration of retirement benefits and management of the assets of the Retirement Fund. Employee and employer contributions, as well as investment earnings, provide funding for the system. Approximately 9,400 active employee members, 2,800 terminated employee members and 7,100 retired employee members participate in the plan.

The provisions of the plan are set forth in [Chapter 4.36](#) of the Seattle Municipal Code. The plan is a "defined benefit plan" which means an employee's salary, years of service, and age at the time of retirement are used to determine the amount of retirement benefits. At retirement, members are given a choice of several payment options to collect their retirement benefit. The Retirement System is led by a seven-member Board of Administration and an Executive Director appointed by the Board.

Please note that the appropriations detailed in the following tables reflect only the costs to administer the system and do not reflect payment of retiree benefits.

Budget Snapshot

	2020 Actuals	2021 Adopted	2022 Proposed
Department Support			
Other Funding - Operating	249,331,409	8,646,345	8,437,013
Total Operations	249,331,409	8,646,345	8,437,013
Total Appropriations	249,331,409	8,646,345	8,437,013
Full-Time Equivalents Total*	23.00	28.00	27.00

** FTE totals are provided for informational purposes only. Changes in FTEs resulting from City Council or Human Resources Director actions outside of the budget process may not be detailed here*

Budget Overview

The Seattle City Employees' Retirement System (SCERS) relies on the long-term health of its assets to sustain its long-term financial obligations to SCERS members. The long-term health of SCERS is measured by the annual January 1 funding status, a percentage that represents the value of the asset portfolio over the reserves needed to pay retirement benefits to employees.

As of January 1, 2021, SCERS net assets are valued at \$3.4 billion with a 71.6% funded status. This is an increase from 68.9% in 2020, and is still higher than the low of 62% in 2010. SCERS funding status has generally increased steadily since 2010 due to changes SCERS has made to positively impact the funding status over the long-term.

Employees' Retirement System

Annual Contributions: The plan's actuaries determine an "annual required contribution" (ARC) into SCERS so its assets grow in tandem with pension costs, which rise as new employees join SCERS, wages increase, and retirees live longer. In response to the drop in the value of its invested assets and its funded status coming out of the 2008-09 recession, SCERS and the City enhanced the plan in 2013 by revising its ARC calculation so SCERS will be fully funded after a fixed 30-year period beginning January 1, 2013 and ending January 1, 2043. In addition to the employee and employer annual required contributions, the City pays an additional fluctuating amount to achieve the fully funded status by 2043. These amounts are reflected in departmental budgets throughout the 2022 Proposed Budget.

Investment Return Assumption: In January 2014, SCERS decreased its long-term investment return assumption from 7.75% to 7.50% in anticipation of slower asset growth over the next 30 years. Effective January 2020, SCERS decreased this assumption further to 7.25%. This assumption raises the ARC so the plan relies more on employee and employer contributions that are based on salaries, which are less volatile than the investment returns affected by portfolio experience and the economy.

Asset Smoothing: SCERS implemented an asset smoothing policy in 2011 to protect the funded status from volatile year-to-year swings by recognizing annual investment return gains and losses evenly over five years. This policy results in gradual changes in the ARC so the City's contribution is more stable.

Pension Plan for New Employees Hired On or After January 1, 2017: The City began evaluating plan changes in 2012 to reduce the cost of the plan for employees and the City, thereby enhancing SCERS' fiscal stability over the long run, while still maintaining an adequate retirement benefit for employees. In 2016, the City and labor unions agreed, and Council approved, a new defined benefit plan (SCERS II) for new employees hired on or after January 1, 2017. SCERS II has a similar structure to the existing plan (SCERS I).

Under SCERS II, there is an estimated 3.8% combined savings for annual employer and employee contributions. Members of the new plan will contribute 7% of their salary toward their retirement benefit, compared to 10.03% under SCERS I. Given the lower contributions into the plan, the new SCERS II plan will provide a retirement benefit lower than the SCERS I plan, but consistent with the design of the current SCERS I plan. The SCERS II benefit will still provide City retirees with an adequate retirement income when combined with Social Security.

The 2022 Proposed Budget includes total appropriation decreases of \$209,332. This decrease is the result of several annual citywide cost adjustments for internal City service costs and adjustments to true-up the budget with the SCERS Board's approved 2021-2022 budget. On June 11, 2020 the SCERS Board of Administration reviewed and approved a change to make the approximately \$12.8 million annual Investment Management Fees non-appropriated beginning with the 2021 budget and going forward. This treatment will be the same as for the pension payments to member retirees, which are also non-appropriated. Investment management fees will continue to be reported to the Board, recorded in the City's financial system and detailed in the annual audited financial statements that are posted publicly on SCERS's website (see p. 32 of 2019 Annual Financials). The financial statements are reviewed and accepted annually by the SCERS Board, which is chaired by the Council Finance Committee Chair. The 2022 Proposed Budget also includes a technical adjustment to reduce SCERS' positions by one, which reflects an action taken earlier in 2021 in the second quarter supplemental ordinance to remove this unneeded position.

Employees' Retirement System

Incremental Budget Changes

Employees' Retirement System

	Dollars	FTE
2021 Adopted Budget	8,646,345	28.00
True-up 2022 Baseline to SCERS Board-approved	(296,010)	-
Baseline		
Baseline Adjustments for Personnel Costs	47,479	-
Citywide Adjustments for Standard Cost Changes	39,199	-
Proposed Technical		
Continuing position change from 2021 Q2 Supplemental	-	(1.00)
Total Incremental Changes	\$(209,332)	(1.00)
Total 2022 Proposed Budget	\$8,437,013	27.00

Description of Incremental Budget Changes

True-up 2022 Baseline to SCERS Board-approved

Expenditures	\$(296,010)
Revenues	\$(209,332)

Adjust 2022 Baseline to 2022 SCERS Board-approved amounts:

In 2019, The SCERS Board of Administration approved a 2 year budget (for 2021 and 2022). The 2022 budget was approved for \$8,717,555 with the understanding that the few ISF fund amounts may change without going back to the Board for approval.

Using the 2021 Adopted budget as the baseline to compare to SCERS' 2022 Board Approved budget, the following baseline changes will need to be made (all considered technical changes given this is just a true-up to the approved budget and no new positions or projects are being started in 2022).

Baseline

Baseline Adjustments for Personnel Costs

Expenditures	\$47,479
--------------	----------

This centrally administered change adjusts appropriations to restore the annual wage increase for non-represented Executives, Managers and Strategic Advisors, which was forgone in 2021 due to financial constraints.

Citywide Adjustments for Standard Cost Changes

Expenditures	\$39,199
--------------	----------

Employees' Retirement System

Citywide technical adjustments made in the baseline phase reflect changes to internal services costs, including rates from the Department of Finance & Administrative Services, Seattle Information Technology Department, Seattle Department of Human Resources, and for healthcare, retirement and industrial insurance charges for the department. These adjustments reflect initial assumptions about these costs and inflators early in the budget process.

Proposed Technical

Continuing position change from 2021 Q2 Supplemental

Position Allocation (1.00)

Technical change to continue in the budget system a position change made in the 2021 Q2 Supplemental Budget.

Expenditure Overview

	2020 Actuals	2021 Adopted	2022 Proposed
Appropriations			
RET - BO-RE-9RE00 - UNASSIGNED			
61030 - Employees' Retirement Fund	229,257,558	-	-
Total for BSL: BO-RE-9RE00	229,257,558	-	-
RET - BO-RE-R1E00 - Employee Benefit Management			
61030 - Employees' Retirement Fund	20,073,851	8,646,345	8,437,013
Total for BSL: BO-RE-R1E00	20,073,851	8,646,345	8,437,013
Department Total	249,331,409	8,646,345	8,437,013
Department Full-Time Equivalents Total*	23.00	28.00	27.00

** FTE totals are provided for informational purposes only. Changes in FTEs resulting from City Council or Human Resources Director actions outside of the budget process may not be detailed here*

Budget Summary by Fund Employees' Retirement System

	2020 Actuals	2021 Adopted	2022 Proposed
61030 - Employees' Retirement Fund	249,331,409	8,646,345	8,437,013
Budget Totals for RET	249,331,409	8,646,345	8,437,013

Employees' Retirement System

Revenue Overview

2022 Estimated Revenues

Account Code	Account Name	2020 Actuals	2021 Adopted	2022 Proposed
360010	Investment Interest	15,311,661	-	-
360030	Securities Lending Revenue	(9,504)	-	-
360090	Realized Gains/Losses On Invm	100,576,389	-	-
360120	Security Lending Income Gasb 2	63,967	-	-
360230	Dividend Income	18,524,719	-	-
360240	Other Investment Income	11,816,900	-	-
360430	Employr Pnsn Contributions	141,255,626	5,283,691	5,314,394
360440	Employr Dth Ben Contribution	162,120	-	-
360450	Emplyee Pnsn Contribution	82,752,355	3,362,654	3,122,619
360460	Emplyee Dth Ben Contribution	162,120	-	-
360900	Miscellaneous Revs-Other Rev	534,562	-	-
Total Revenues for: 61030 - Employees' Retirement Fund		371,150,915	8,646,345	8,437,013
Total RET Resources		371,150,915	8,646,345	8,437,013

Employees' Retirement System

Appropriations by Budget Summary Level and Program

RET - BO-RE-9RE00 - UNASSIGNED

Program Expenditures	2020 Actuals	2021 Adopted	2022 Proposed
Pension Benefits Paid	229,257,558	-	-
Total	229,257,558	-	-

**FTE totals are provided for informational purposes only. Changes in FTEs resulting from City Council or Human Resources Director actions outside of the budget process may not be detailed here*

RET - BO-RE-R1E00 - Employee Benefit Management

The purpose of the Employees' Retirement Budget Summary Level is to manage and administer retirement assets and benefits.

Program Expenditures	2020 Actuals	2021 Adopted	2022 Proposed
Employee Benefit Management	20,073,851	8,646,345	8,437,013
Total	20,073,851	8,646,345	8,437,013
Full-time Equivalents Total*	23.00	28.00	27.00

**FTE totals are provided for informational purposes only. Changes in FTEs resulting from City Council or Human Resources Director actions outside of the budget process may not be detailed here*

Ethics and Elections Commission

Wayne Barnett, Executive Director

(206) 684-8500

<http://www.seattle.gov/ethics/>

Department Overview

The Seattle Ethics and Elections Commission (SEEC) helps foster public confidence in the integrity of Seattle city government by providing education, training, and enforcement of the City's Ethics Code, Whistleblower Code, and lobbying regulations. It also promotes informed elections through education, training, and enforcement of the City's Elections Code and Election Pamphlet Code. With the passage of [Initiative 122](#) in November 2015, the Commission now administers and funds the Democracy Voucher Program.

The Commission's work on behalf of the City of Seattle centers around five main lines of business:

Ethics Code: The Commission conducts ethics training for all City of Seattle employees upon request and through the City's New Employee and New Supervisor Orientation programs. It also provides ethics training information for City employees via the City's intranet site. The Commission issues advisory opinions regarding interpretations of the Code of Ethics and also investigates and rules upon alleged violations of the Code. More than thirty years of formal advisory opinions, organized and searchable by topic, are available on the Commission's website.

Whistleblower Code: The Commission helps to protect an employee's right to report improper governmental action and to be free from retaliation as a result of such reporting. The Commission either investigates allegations of improper governmental actions itself or refers allegations to the appropriate agency.

Elections Code and Election Pamphlets Code: The Commission fulfills the public's mandate of full campaign disclosure by:

- training organizations required to report campaign contributions and expenditures in proper reporting procedures;
- auditing campaign reports;
- working with organizations to correct errors; and
- making all campaign finance information available to the public.

Since 1993, the Commission has made summary reports of campaign financing information available to the public, and since 1995, the Commission has published campaign financing information on its website. The Commission also produces voters' pamphlets for City elections and ballot measures. It makes these pamphlets available in several languages and produces a video voters' guide with King County.

Lobbying Regulations: The Commission is charged with administering the City's lobbying regulations. The Commission collects and posts information so that residents know who is lobbying and how much they are being paid to lobby. The Commission also enforces compliance with the lobbying regulations.

Democracy Voucher Program: The Commission administers the Democracy Voucher Program which was approved with the passage of I-122 in November 2015. The primary goal of the program is to provide \$100 in vouchers to eligible Seattle residents so that they can contribute to candidates for City office who qualify to participate in the program.

Ethics and Elections Commission

Budget Snapshot

	2020 Actuals	2021 Adopted	2022 Proposed
Department Support			
General Fund Support	957,436	1,049,986	1,297,585
Other Funding - Operating	643,836	8,417,751	868,078
Total Operations	1,601,273	9,467,737	2,165,663
Total Appropriations	1,601,273	9,467,737	2,165,663

Full-Time Equivalents Total*	7.40	7.40	9.40
------------------------------	------	------	------

* FTE totals are provided for informational purposes only. Changes in FTEs resulting from City Council or Human Resources Director actions outside of the budget process may not be detailed here

Budget Overview

The 2022 Proposed Budget for the Seattle Ethics and Elections Commission adds two positions. The first is to carry out new work related to recent amendments to the City's Lobbying Code and to assist with an expanding body of work with the administration of campaign finance and lobbying laws, and the second is a net-zero conversion of temporary staff in the Democracy Voucher program to full time to carry out the ongoing work of candidate engagement, ensuring voucher accountability, and managing the technical operating needs of the program.

The proposed budget also removes funding for Democracy Voucher program costs like voucher payments, printing and mailing, as 2022 is on off-year in the bi-annual election cycle.

Ethics and Elections Commission

Incremental Budget Changes

Ethics and Elections Commission

	Dollars	FTE
2021 Adopted Budget	9,467,737	7.40
Baseline		
Baseline Adjustments for Personnel Costs	19,482	-
Citywide Adjustments for Standard Cost Changes	117,749	-
Proposed Operating		
Lobbying Administration 1.0 FTE	151,701	1.00
Democracy Voucher Program 1.0 FTE Add	-	1.00
Resident Enrollment Project - One-Time	75,000	-
Proposed Technical		
DEPT Balancing	-	-
Zero Out 2021 One Time Adjustments	(7,666,006)	-
Total Incremental Changes	\$(7,302,074)	2.00
Total 2022 Proposed Budget	\$2,165,663	9.40

Description of Incremental Budget Changes

Baseline

Baseline Adjustments for Personnel Costs

Expenditures \$19,482

This centrally administered change adjusts appropriations to restore the annual wage increase for non-represented Executives, Managers and Strategic Advisors, which was forgone in 2021 due to financial constraints.

Citywide Adjustments for Standard Cost Changes

Expenditures \$117,749

Citywide technical adjustments made in the baseline phase reflect changes to internal services costs, including rates from the Department of Finance & Administrative Services, Seattle Information Technology Department, Seattle Department of Human Resources, and for healthcare, retirement and industrial insurance charges for the department. These adjustments reflect initial assumptions about these costs and inflators early in the budget process.

Ethics and Elections Commission

Proposed Operating

Lobbying Administration 1.0 FTE

Expenditures	\$151,701
Position Allocation	1.00

This item creates one full-time Strategic Advisor 1, Exempt position in the Seattle Ethics and Elections Commission to address new work due to recent amendments to the City's Lobbying Code, and to assist with an expanding body of work related to the administration of campaign finance and lobbying laws.

Democracy Voucher Program 1.0 FTE Add

Expenditures	-
Position Allocation	1.00

This net-zero adjustment uses temporary labor funding to add a permanent Management Systems Analyst (MSA) to the Democracy Voucher Program. The position was added in a temporary capacity in 2020 to improve candidate engagement, ensure voucher accountability and to help manage the technical operating needs of the program and it's been determined that the position will be needed in an ongoing capacity to successfully carry out program requirements.

Resident Enrollment Project - One-Time

Expenditures	\$75,000
--------------	----------

This one-time add funds research, testing, technology, and community input to improve the enrollment process in the Democracy Voucher Program for residents who are not registered voters (registered voters are automatically enrolled in the program).

Proposed Technical

DEPT Balancing

Revenues	\$(2,131,922)
----------	---------------

This is a technical item to balance revenues and expenditures for the Funds managed by this department.

Zero Out 2021 One Time Adjustments

Expenditures	\$(7,666,006)
Revenues	\$(5,417,751)

This entry zeroes out the 2021 Use of Fund Balance adjustment and the election cycle increase for voucher disbursements.

Ethics and Elections Commission

Expenditure Overview

	2020 Actuals	2021 Adopted	2022 Proposed
Appropriations			
ETH - BO-ET-V1T00 - Ethics and Elections			
00100 - General Fund	957,436	1,049,986	1,297,585
Total for BSL: BO-ET-V1T00	957,436	1,049,986	1,297,585
ETH - BO-ET-VT123 - Election Vouchers			
12300 - Election Vouchers Fund	643,836	8,417,751	868,078
Total for BSL: BO-ET-VT123	643,836	8,417,751	868,078
Department Total	1,601,273	9,467,737	2,165,663
Department Full-Time Equivalents Total*	7.40	7.40	9.40

* FTE totals are provided for informational purposes only. Changes in FTEs resulting from City Council or Human Resources Director actions outside of the budget process may not be detailed here

Budget Summary by Fund Ethics and Elections Commission

	2020 Actuals	2021 Adopted	2022 Proposed
00100 - General Fund	957,436	1,049,986	1,297,585
12300 - Election Vouchers Fund	643,836	8,417,751	868,078
Budget Totals for ETH	1,601,273	9,467,737	2,165,663

Revenue Overview

2022 Estimated Revenues

Account Code	Account Name	2020 Actuals	2021 Adopted	2022 Proposed
311010	Real & Personal Property Taxes	2,951,676	3,000,000	3,000,000
Total Revenues for: 12300 - Election Vouchers Fund		2,951,676	3,000,000	3,000,000
400000	Use of/Contribution to Fund Balance	-	5,417,751	(2,131,922)
Total Resources for: 12300 - Election Vouchers Fund		2,951,676	8,417,751	868,078
Total ETH Resources		2,951,676	8,417,751	868,078

Ethics and Elections Commission

Appropriations by Budget Summary Level and Program

ETH - BO-ET-V1T00 - Ethics and Elections

The purpose of the Ethics and Elections Budget Summary Level is to: 1) audit, investigate, and conduct hearings regarding non-compliance with, or violations of, Commission-administered ordinances; 2) advise all City officials and employees of their obligations under Commission-administered ordinances; and 3) publish and broadly distribute information about the City's ethical standards, City election campaigns, campaign financial disclosure statements, and lobbyist disclosure statements.

Program Expenditures	2020 Actuals	2021 Adopted	2022 Proposed
Ethics and Elections	957,436	1,049,986	1,297,585
Total	957,436	1,049,986	1,297,585
Full-time Equivalents Total*	4.90	4.90	5.90

**FTE totals are provided for informational purposes only. Changes in FTEs resulting from City Council or Human Resources Director actions outside of the budget process may not be detailed here*

ETH - BO-ET-VT123 - Election Vouchers

The purpose of the Election Voucher Budget Summary Level is to pay costs associated with implementing, maintaining and funding a program for providing one hundred dollars in vouchers to eligible Seattle residents that they can contribute to candidates for City office who qualify to participate in the Election Voucher program enacted by voters in November 2015.

Program Expenditures	2020 Actuals	2021 Adopted	2022 Proposed
Election Vouchers	643,836	8,417,751	868,078
Total	643,836	8,417,751	868,078
Full-time Equivalents Total*	2.50	2.50	3.50

**FTE totals are provided for informational purposes only. Changes in FTEs resulting from City Council or Human Resources Director actions outside of the budget process may not be detailed here*

Department of Finance and Administrative Services

Calvin W. Goings, Director

(206) 386-0041

<http://www.seattle.gov/fas>

Department Overview

The Department of Finance and Administrative Services (FAS) is often the public's first interaction with the City of Seattle, operating as a customer-focused front door that assists with everything from starting a business or paying utilities, to reporting a pothole, requesting public information or even adopting a new pet. The department's 600-plus employees span across 16 divisions and work behind-the-scenes providing critical functions, like processing payments to 13,000 City employees, managing 120 City facilities—including police and fire stations—and directly providing \$270 million in City services annually.

Broadly, FAS' work can be split into four categories.

Customer Services

FAS oversees the City's Customer Service Bureau, the Downtown Customer Service Center and the six neighborhood customer service centers located throughout the city. Over the phone, online and in person, customers can get information, request services, pay bills, resolve problems and voice opinions. The department also oversees the Find It, Fix It app, which operates similar to a 311 line for the City. Over most of the pandemic, FAS also operated a remote COVID-19 hotline that supported residents across King County in scheduling free COVID tests and vaccination appointments. In addition, FAS oversees the City's efforts to comply with Title II of the Americans with Disabilities Act. Finally, through the Seattle Animal Shelter, FAS advocates for animal welfare, reunites lost animals with their owners and finds suitable owners to adopt homeless animals.

Regulatory Services

FAS ensures that all businesses operating in Seattle are properly licensed and pay the required business and occupation taxes. FAS issues regulatory licenses for certain business types including taxis, transportation network companies and for-hire vehicles, adult entertainment venues, door-to-door salespeople, short-term rentals, recreational cannabis establishments and trade shows—and enforces requirements related to those licenses. FAS also monitors certain types of businesses to increase consumer safety and ensure proper charges for services. This includes setting rate caps for tows on private property, as well as ensuring that consumers are not overcharged due to an inaccurate device, such as a gas pump or a supermarket scanner or scale. As the central coordinator for City contracting, FAS establishes policies and procedures to ensure fair competition for City-funded construction projects and oversees programs to ensure everyone in the community has equal access to jobs and opportunities involving those projects. As part of these efforts, FAS administers the City's Priority Hire program to increase employment within the construction trades among women, people of color and those living in economically distressed ZIP codes. FAS also enforces animal-related ordinances, including the investigation of animal cruelty, neglect and abuse.

Financial Services

FAS also prioritizes sustained fiscal health for the City in balance with the goals set forth by the Mayor and the City Council. The department accomplishes this by providing Citywide financial direction and cohesive policies to City departments. In addition, FAS manages the City's bond issuance and internal loan programs, administers City-levied taxes, oversees the City's retirement boards, invests City funds and issues reports on City financial activity. FAS ensures that City revenues are collected, and that vendors and City employees are paid properly in a timely manner. As a partner with the City's Law Department, FAS administers the payment of claims and judgments for damages against the City. The department also oversees City financial systems and partners with the Seattle Department of

Department of Finance and Administrative Services

Human Resources to oversee the City's human resources system. City Finance also provides financial oversight of the Central Waterfront Improvement Fund.

Operational Services

FAS designs, builds and maintains most City-owned buildings, including Seattle City Hall, the Seattle Municipal Tower, the Justice Center, the Joint Training Facility, 33 neighborhood fire stations and five police stations. When departments need to acquire property or when the City no longer has a purpose for a property, FAS is responsible for managing the acquisition or disposition of the property. FAS also maintains the City's 4,000-vehicle fleet, which includes police patrol cars, fire engines and heavy equipment. Finally, FAS leads all Citywide emergency management logistics. The department has played an important role throughout the pandemic by helping launch the City's four mass test sites, which provided over 1 million free tests, and by standing up and operating the largest civilian-led mass vaccination site at Lumen Field. The site, a partnership between FAS, Swedish and First and Goal, provided more than 102,000 vaccines—44 percent of which served BIPOC residents. FAS's budget is split into the following sixteen divisions:

Public Facing Divisions

- **Consumer Protection** regulates 21 specific business types including short-term rentals, adult entertainment, cannabis businesses, taxis, - for-hire or TNC vehicles and others to protect consumers.
- **Customer Service** leads the City's 311 phone service and serves constituents through its Customer Service Bureau and neighborhood customer service centers. The division also manages Americans with Disabilities Act Title II compliance.
- **License and Tax Administration** manages the new Payroll Expense Tax, the City business licensing process and collects more than \$500 million in annual fees and taxes from 100,000 commercial enterprises doing business in the City.
- **Purchasing and Contracting** manages bids, public works and contracting needs. The division also supports the City's race and social justice initiative by expanding contracting equity for women- and minority-owned businesses and supporting labor equity on City construction projects..
- **Seattle Animal Shelter** promotes safety and animal welfare by enforcing animal laws, operating sheltering and adoption programs, managing a spay and neuter clinic and providing care and services for over 5,000 animals annually.
- **Treasury Services** receives, processes, reconciles and distributes the City's funds. Treasury also collects debts and monitors cash flow to ensure City operations, like utilities and payroll, are funded. They are the legal stewards of the City's cash assets.

Internal Facing Divisions

- **Accounting and Budget Services** provides everything from budget oversight to financial planning for FAS, other small departments and City executive offices to create transparent, understandable financial reports.
- **Business Systems** manages Citywide business processes and software to support financial activities across the organization, as well as across multiple jurisdictions in Western Washington.
- **Capital Development** plans, designs and builds City structures, facilities and work spaces in a manner that is fiscally responsible, environmentally sustainable and responsibly compliant with equal access for all.
- **Citywide Accounting and Payroll** prepares the City's Comprehensive Annual Financial Report and other reports required by the State and Federal government to facilitate transparency in the City's 420,000-plus annual transactions. The division also implements standard accounting practices and manages all payroll.
- **Facility Operations** manages and maintains more than 120 public structures, including offices, parking garages, maintenance shops and police and fire stations.
- **Fleet Management** leads the procurement, maintenance and fueling for the City's 3,800-plus vehicle fleet, providing safe, cost-effective services and environmentally sustainable transportation for City employees.
- **Human Resources** partners with FAS' diverse group of divisions to support recruitment, hiring, compensation and classification, and performance management in a way that is equitable and fosters a respectful, collaborative and safe work environment.

Department of Finance and Administrative Services

- **Logistics and Emergency Management** leads emergency planning/procurement, security services, access management, janitorial services, warehouse operations and mail distribution for the City.
- **Real Estate Services** manages a Mayoral directive for innovative and efficient citywide real estate portfolio development. The team acquires, disposes of and leases real property for public purposes. The team also collaborates with City departments on real estate transactions.
- **Risk Management** reviews City contracts to specify appropriate insurance levels, advises City departments on how to reduce or avoid loss, adjusts claims for damages filed and administers all City insurance policies and the City's self-insurance program.

Internal service operations in FAS are primarily supported through charges to other City departments and, in some cases such as when the City leases space, by private businesses or individuals. FAS also collects certain fees specifically to pay for its services, such as the Seattle Animal Shelter Spay and Neuter Clinic, pet licensing, the Weights and Measures program and for-hire driver licenses. The General Fund supports certain FAS services, including administration of the City's taxes and business licensing services.

Organizational Structure

In addition to the central FAS services mentioned above there are several budgetary units across the City for which FAS is not directly responsible for staffing or service provision but are housed within the FAS organizational structure. For these areas FAS works with the City Budget Office to facilitate resource requests and financial plans when required. Those units are:

- **Judgment and Claims**, which provides for the payment of legal claims and suits brought against the City government.
- **Jail Services**, which provides for the booking, housing, transporting and guarding of City inmates who are adults charged with or convicted of misdemeanor crimes alleged to have been committed within city limits.
- **Indigent Defense Services**, which secures legal defense services, as required by state law, for indigent people facing criminal charges in Seattle Municipal Court.
- **Transit Benefits**, which pays for the transit benefits offered to City employees.

Budget Snapshot

	2020 Actuals	2021 Adopted	2022 Proposed
Department Support			
General Fund Support	37,776,239	54,396,056	53,530,283
Other Funding - Operating	223,605,111	266,990,139	265,635,683
Total Operations	261,381,350	321,386,194	319,165,966
Capital Support			
General Fund Support	59,947	-	-
Other Funding - Capital	47,248,891	38,198,443	56,654,505
Total Capital	47,308,838	38,198,443	56,654,505
Total Appropriations	308,690,188	359,584,637	375,820,471
 Full-Time Equivalents Total*	 610.00	 623.00	 626.00

* FTE totals are provided for informational purposes only. Changes in FTEs resulting from City Council or Human Resources Director actions outside of the budget process may not be detailed here

Department of Finance and Administrative Services

Budget Overview

As an internal services department, the Department of Finance and Administration (FAS) supports all City departments through its fleets, facilities, customer service, finance, contracting and purchasing functions. FAS bills many of its functions to other City departments through central rates and allocations. FAS also performs general government functions, like business licensing and tax collection, consumer protection, parking meter collections, and operation of the Seattle Animal Shelter, which are funded directly in the General Fund.

Investing in Critical Technology Systems

The 2022 Proposed Budget includes investments in several IT systems, including the fleet asset management system, and the replacement systems for both the Online Business Directory and the Risk Management software system. The proposed budget also includes partial funding for a replacement software solution that maintains the Business and Occupation Tax and other tax data (SLIM). In addition to these key investments, FAS continues to work with Seattle IT and Seattle Department of Human Resources on the implementation of a Human Capital Management system (HCM) to ensure the effectiveness of the City's payroll, human resources and timekeeping capabilities. The HCM vendor selection process is expected to be complete by year-end 2021.

Another Citywide system, the Citywide Contract Management System is expected to be complete by 2022. The proposed budget adds funding for one permanent position and one temporary position to manage ongoing change management and be the central point of contact for departments' ongoing process improvement with the new system.

Responding to COVID-19

Throughout 2020 and 2021, FAS has been at the center of the City's response to the COVID-19 crisis. Establishing a central warehouse for city supplies, developing safety protocols for reopening, working with the Seattle Fire Department (SFD) to find locations and set-up the four mass testing sites around the City, and then standing up and operating the largest civilian-led mass vaccination site in the country at Lumen Field are among the ongoing efforts of the department. These activities finished in July 2021. As services at City buildings continue to resume, FAS will continue to lead the effort to ensure they are safe and accessible. The majority of these expenses will be reimbursed by external revenues.

This budget also adds funding, backed by central rates, for four positions that were temporarily defunded in the 2021 Adopted Budget. FAS has faced increased demands related to the City's COVID-19 response, including increases in hiring and purchasing activities. One of the positions being funded is in human resources, and two are in logistics and emergency planning. The logistics and emergency management positions will lead purchasing and warehousing efforts.

Capital Projects

The proposed budget includes a capital investment in two of FAS' office floors in the Seattle Municipal Tower. This investment will complete the final two phases of FAS' space improvements. These space improvements will be designed with a new office work reality in mind and will include flexible workspaces and improvements to a public-facing floor of the building. The proposed budget also includes funding for the asset preservation program.

Supporting Effective First Response

FAS is responsible for all of the City's public safety facilities, including maintenance on existing facilities and the design and construction of any new facilities. The proposed budget includes capital investments in essential services, such as a new generator for the Seattle Animal Shelter, and a seismic assessment for five public safety facilities that were all built prior to the 2001 Nisqually earthquake.

Department of Finance and Administrative Services

Taxation Implementation

The 2020 Adopted Budget launched the City's Fare Share program with a tax on Transportation Network Companies (TNC), to support critical transportation and housing projects. As the Citywide tax administrator, FAS is responsible for collecting this tax. Although new positions were added in the 2021 Adopted Budget, FAS was able to absorb the work with existing treasury and finance staff. The proposed budget removes the positions added to FAS in the 2021 Adopted Budget.

Along with the TNC tax, the City established a payroll expense tax on companies with high employee salaries. Positions to support implementation were added to the FAS budget in 2021; however, they will not be needed until 2023 when auditing of revenues begins. The proposed budget temporarily reduces funding for six vacant positions that were added to support the implementation of this tax and the Heating Oil tax (which has been delayed).

Investing in Workforce Development

The proposed budget further invests in the City's Priority Hire program. In addition to the \$1 million recommended for investment by the Equitable Community Initiative Task Force, the 2022 Proposed Budget includes \$500,000 more for the Priority Hire program. The program provides technical assistance to Women and Minority Business Enterprises (WMBE) firms to do business with the City, and wrap-around services intended to support construction apprenticeship training and retention of apprentices and workers who are members of Black, Indigenous, and People of Color (BIPOC) communities.

Historic Seattle and Pike Place Market PDA Support

Given the important nature of the services provided, the City has an interest in ensuring the continuation of public development authorities (PDAs) and the important housing, social, economic development, and other community services they provide. The proposed budget adds appropriation authority to issue Limited Term General Obligation (LTGO) bonds for use by PDAs, including Pike Place Market PDA and the Historic Seattle PDA. This kind of support to PDAs has been used in the past for Pike Place Market, most recently for the Central Waterfront MarketFront Entrance project in 2015 and is consistent with the City's debt management policies which allows capital lending to PDAs.

Coronavirus Local Fiscal Recovery (CLFR) funds

The Proposed Budget allocates Coronavirus Local Fiscal Recovery (CLFR) funds to FAS as part of Seattle Rescue Plan 3 (SRP3). The CLFR funds support three positions through 2024 to manage federal funds related to COVID-19. These positions play a critical role in ensuring compliance with CLFR requirements. See the Seattle Rescue Plan section of this 2022 Budget Book for more on SRP3.

Department of Finance and Administrative Services

Incremental Budget Changes

Department of Finance and Administrative Services

	Dollars	FTE
2022 Beginning Budget	370,501,020	623.00
 Baseline		
Citywide Adjustments for Standard Cost Changes	1,458,073	-
Language Premium Staff Stipend	9,600	-
 Proposed Operating		
Funding for Workforce Equity and WMBE Support (Equitable Communities Initiative)	1,000,000	-
Priority Hire Expansion	500,000	-
Historic Seattle Public Development Authority Capital Needs - Good Shepherd Center	1,800,000	-
Pike Place Market Public Development Authority Capital Needs	6,000,000	-
Technical Change to the Bond Interest and Redemption Fund	278,873	-
Eliminate Two Positions Added for TNC Tax Administrative Support	-	(2.00)
Temporarily Defund Vacant Tax Positions	(1,070,600)	-
Non-Labor Reductions	(415,500)	-
Waterfront Redevelopment Local Improvement District Administrative Cost Reduction	(1,114,505)	-
Judgement and Claims Fund 2022 Adjustment	2,678,754	-
Transfer Public Disclosure Position to Seattle IT	(143,583)	(1.00)
Refunding Critical Positions Unfunded in the 2021 Budget	607,435	-
Citywide Contract Management System (CCMS) Support	352,742	1.00
Online Business Directory Replacement	581,000	-
Risk Envision System Replacement	505,000	-
Fleet Capital Asset Management Software Implementation	175,000	-
American Medical Response Study	25,000	-
Fort Lawton Increased Maintenance Needs	428,745	-
2022 Transit Benefit Fund Revenue and Expenditure Adjustment	605,000	-
Internal Federal Funds Project Staffing	1,411,000	3.00
 Proposed Capital		
Update Debt Service for Seattle Public Safety Facilities	(167,512)	-
Animal Shelter Capital Improvements	500,000	-
Seismic Program: Public Safety Facilities Assessment	350,000	-
Seattle Municipal Tower (SMT) Tenant Improvement of FAS Space	1,612,000	-
Additional Real Estate Excise Tax (REET) for Asset Preservation	1,350,000	-

Department of Finance and Administrative Services

Tenant Improvement at Park 95	500,000	-
City Tax System (SLIM) Replacement	4,300,000	-
Allocate Municipal Energy Efficiency Project (MEEP) funds to Seattle Parks and Recreation	(526,809)	-
Allocate Municipal Energy Efficiency Project (MEEP) funds to Seattle Center	(78,000)	-
Allocate Municipal Energy Efficiency Project (MEEP) funds to Seattle Public Library (SPL)	(300,000)	-
Proposed Technical		
Adding Funding Source to TNC Tax Funded Projects	-	-
Cost of Issuance and Debt Service Budget Control Level (BCL) Adjustment	(8,532,742)	-
Fund Balancing Entries	-	-
Reduce Fleet Capital Appropriation	(4,820,618)	-
Re-entry of Baseline Expenditure Budget	223,750,541	-
Revenue Adjustments	-	-
Reversal of Baseline Budget Data	(223,750,542)	-
Reversal of Central Adjustment	(1,458,073)	-
Reversal of One Time Items	(6,000,000)	-
Seattle Public Schools Agreement Position Technical Add to Baseline	-	2.00
Technical Changes	2,919,172	-
Total Incremental Changes	\$5,319,451	3.00
Total 2022 Proposed Budget	\$375,820,471	626.00

Description of Incremental Budget Changes

Baseline

Citywide Adjustments for Standard Cost Changes

Expenditures \$1,458,073

Citywide technical adjustments made in the baseline phase reflect changes to internal services costs, including rates from the Department of Finance & Administrative Services, Seattle Information Technology Department, Seattle Department of Human Resources, and for healthcare, retirement and industrial insurance charges for the department. These adjustments reflect initial assumptions about these costs and inflators early in the budget process.

Language Premium Staff Stipend

Expenditures \$9,600

This item increases ongoing appropriation authority for language services stipends. Per the Coalition of City Unions collective bargaining agreement, City employees who are multilingual and provide language services, such as interpretation and translation, to communicate with clients and/or other employees in business-related situations

Department of Finance and Administrative Services

are now eligible for a monthly language premium stipend. The amounts in the 2022 budget are estimates based on the eligible employees from 2021.

Proposed Operating

Funding for Workforce Equity and WMBE Support (Equitable Communities Initiative)

Expenditures	\$1,000,000
Revenues	\$1,000,000

This item adds ongoing funding to provide technical assistance to WMBE firms to do business with the City and aims to provide wrap-around services to support construction apprenticeship training and retention of Black and Indigenous People of Color community (BIPOC) apprentices and workers. This investment was recommended by the Equitable Communities Initiative Task Force.

Priority Hire Expansion

Expenditures	\$500,000
Revenues	\$500,000

This item is an additional one-time investment in the Priority Hire Program. The scalable program provides technical assistance to WMBE firms to do business with the City, and wrap-around services intended to support construction apprenticeship training and retention of apprentices and workers who are members of Black, Indigenous, and People of Color (BIPOC) communities. The item is funded by a transfer of General Fund from Finance General.

This item is part of a set of workforce development programming enabled by CLFR funds, and is part of Seattle Rescue Plan 3 (SRP3). The workforce development programming seeks to create strong pathways to middle wage jobs and more wealth-generating businesses in industries that will thrive in the future. Investments in economic inclusion will help Seattle recover from the pandemic and position our local economy for continued equitable growth.

The other departments receiving workforce development allocations enabled by CLFR funds are: ARTS, OED, OH, OIRA, and OSE. See the Seattle Rescue Plan section of this 2022 Budget Book for more on SRP3.

Historic Seattle Public Development Authority Capital Needs - Good Shepherd Center

Expenditures	\$1,800,000
--------------	-------------

The City is issuing Limited Tax General Obligation (LTGO) bond proceeds in 2022 to provide financing support to Historic Seattle Public Development Authority for a seismic retrofit improvement of the Good Shepherd Center. This item provides appropriation for FAS to loan funds to Historic Seattle for eligible capital expenditures. FAS will develop a loan agreement with Historic Seattle (subject to authorization by Council ordinance) that will describe the full terms of the loan and repayment schedule.

Pike Place Market Public Development Authority Capital Needs

Expenditures	\$6,000,000
--------------	-------------

The City is issuing Limited Term General Obligation (LTGO) bond proceeds in 2022 to provide financing support to the Pike Place Market Preservation and Development Authority (PPMPDA) to further its mission of continuing to provide opportunities for market farmers, merchants and shoppers, while also expanding residential opportunities for low-income residents. This item provides appropriation for FAS to loan funds to the PPMPDA for eligible capital expenditures. This amount was included in the 2021 Adopted Budget; however, the timing of projected funding needs of the PPMPDA have changed to 2022. The funding in the 2021 Adopted Budget for this same purpose was abandoned in full in the 2nd Quarter Supplemental Budget Ordinance in 2021.

Department of Finance and Administrative Services

Technical Change to the Bond Interest and Redemption Fund

Expenditures	\$278,873
Revenues	\$505,211

This item adds appropriation to pay the debt service associated with the 2022 debt issuance planned on behalf of the public development authorities.

Eliminate Two Positions Added for TNC Tax Administrative Support

Position Allocation	(2.00)
---------------------	--------

This item eliminates two positions that were added in the 2021 Adopted Budget to support the administrative work of the Fare Share program, the program name using the Transportation Network Company (TNC) funding. The existing team is absorbing this body of work and the department did not fill the positions. TNC funding for the positions was reallocated to support TNC system costs.

Temporarily Defund Vacant Tax Positions

Expenditures	\$(1,070,600)
--------------	---------------

This item temporarily defunds six positions in the Department of Finance and Administrative Services (FAS). The areas impacted are License and Tax Administration and Treasury Services. This temporary reduction is possible because the Heating Oil tax implementation was delayed and the auditing for the Payroll Tax is not expected to be fully operational in 2022. This item also reduces the funding for the two TNC related positions that are eliminated in the 2022 Proposed Budget.

Non-Labor Reductions

Expenditures	\$(415,500)
--------------	-------------

This item reduces the non-labor budget in several programs including Accounting and Budget Services and Fleet Management. It also includes a true-up of fuel use projections.

Waterfront Redevelopment Local Improvement District Administrative Cost Reduction

Expenditures	\$(1,114,505)
--------------	---------------

This item reduces budget appropriation for the administrative expenses associated with the implementation of the Central Waterfront Local Improvement District (LID). Starting in 2022, after LID Bonds are sold, there will be no additional Waterfront LID administration costs outside of the normal operations of FAS Treasury Services. This change right sizes the 2022 budget for the Waterfront LID.

Judgement and Claims Fund 2022 Adjustment

Expenditures	\$2,678,754
Revenues	\$2,678,754

Starting in 2016, the Judgment and Claims (JC) fund expenditures have been showing a higher trend in the settlement and judgments in tort cases and the use of outside counsel. This trend continues through 2021 and is expected to remain high through 2022. In 2018, Resolution 31847 revised the JC policies and began ramping up the budget appropriation based on the actuarial reports beginning with a 50% confidence level of meeting actual expenditures in 2019 with increases of 10% each successive year until 90% is achieved by 2023. This additional appropriation will increase funding to the 80% confidence level in 2022.

Department of Finance and Administrative Services

Transfer Public Disclosure Position to Seattle IT

Expenditures	\$(143,583)
Position Allocation	(1.00)

This item transfers the Citywide Public Records Act Program, and position and budget authority for one Strategic Advisor from the Department of Finance and Administrative Services to the Seattle Information Technology Department. This position has been working in Seattle IT since Q4 2020 as part of an operating agreement between the departments.

Refunding Critical Positions Unfunded in the 2021 Budget

Expenditures	\$607,435
--------------	-----------

This item adds funding for four critical positions previously unfunded to meet prior budget reductions. The positions are critical to support base operations in the areas of human resources, accounting support to small department and executive offices, and support for logistics and emergency planning.

Citywide Contract Management System (CCMS) Support

Expenditures	\$352,742
Position Allocation	1.00

This item adds funding and position authority for one permanent position and one temporary position for the ongoing production support of the new Citywide Contract Management System (CCMS). CCMS is an enterprise-wide system that incorporates comprehensive contract lifecycle management, including contract development, contract management, contract administration and contract termination functionality for all City departments. The new CCMS system will cover virtually all of the City's procurement and other contracting mechanisms, including blanket contracts, consultant contracts, Public Works contracts, leases, concessionaires, intergovernmental agreements, human services provider agreements and grants, etc.

Online Business Directory Replacement

Expenditures	\$581,000
--------------	-----------

This item adds one-time funding to replace the existing Online Business Directory (OBD), which is used to display companies, including self-identified minority-owned, women-owned and LGBTQ businesses, who have either expressed interest in doing business with the City or who are doing business with the City. The City's Consultant Roster Program is also integrated with the OBD. The system is a critical component of the City's overall contracting and WMBE program and is used both internally and externally. With over 14,000 businesses registered in the OBD, the system is an essential tool in connecting businesses with City purchasers who need their products and services. The existing system is outdated and has critical user experience issues.

Risk Envision System Replacement

Expenditures	\$505,000
--------------	-----------

This item adds one-time funding to replace the existing Risk Management Information System (RMIS) by utilizing a system like the one Seattle Department of Human Resources is using for Workers' Compensation claims. This item was previously approved in the 2020 Adopted Budget with a bond funding source but was later determined to be ineligible for bond funding. The funding for this project is now included in risk management rates.

Fleet Capital Asset Management Software Implementation

Expenditures	\$175,000
--------------	-----------

Department of Finance and Administrative Services

This item adds one-time funding for the implementation of a Capital Asset Management software (CAM) with integration to the current fleet information management system, Fleet Anywhere. CAM will enable FAS to better project future fleet capital costs and make informed policy decisions on fleet life cycles and electrification. CAM integrates maintenance cost analysis and projections which will enhance FAS' ability to project citywide maintenance costs, improve rate calculations and methodology, and right-size fleet staffing to meet the demands of the fleet.

American Medical Response Study

Expenditures	\$25,000
--------------	----------

This item adds one-time funding for a study of the American Medical Response contract's wages.

Fort Lawton Increased Maintenance Needs

Expenditures	\$428,745
Revenues	\$428,745

This item increases ongoing appropriation authority for facility and property maintenance needs at the Fort Lawton property. The Department of Finance and Administrative Services identified the need to dedicate more property management resources to the location to maintain the property per the terms of the agreement with the US Army. This item will be funded by the Office of Housing Department and the Parks and Recreation Department via central rates.

2022 Transit Benefit Fund Revenue and Expenditure Adjustment

Expenditures	\$605,000
Revenues	\$605,000

This change increases appropriation authority in the Transit Benefit Fund (63000) to align with expected transit usage in 2022. It also increases revenues in the fund in equal amount.

Internal Federal Funds Project Staffing

Expenditures	\$1,411,000
Position Allocation	3.00

This item adds funding for essential temporary staff to ensure the City is properly resourced to manage federal funds related to COVID-19 recovery. This item provides three years of funds to support three positions through 2024. This item is part of a package of CLFR-funded or CLFR-enabled items comprising Seattle Rescue Plan 3 (SRP3). See the Seattle Rescue Plan section of this 2022 Budget Book for more on SRP3.

Proposed Capital

Update Debt Service for Seattle Public Safety Facilities

Expenditures	\$(167,512)
--------------	-------------

This technical change updates the public safety facilities' funding due to a debt service cost change.

Animal Shelter Capital Improvements

Expenditures	\$500,000
--------------	-----------

FAS is the lead department for the care and control of animals at the Seattle Animal Shelter (SAS) and coordinating the sheltering and care of animals during a disaster. The Pets Evacuation and Transportation Standards Act of 2006

Department of Finance and Administrative Services

requires the City to accommodate households with pets or service animals displaced by an earthquake. This requirement includes continuing animal care, refrigeration and communication with law enforcement and other external agencies. Facility upgrades are required to meet this responsibility.

This project establishes a new ongoing program to address evolving safety and operational requirements of the Seattle Animal Shelter. The initial projects in this program will address SAS' highest priorities, including replacement of the emergency generator for the building. The current generator for the building was installed in 2004. The typical life span of a diesel generator is 18 years. In the event of an emergency such as an earthquake or long-term power outage, the current generator does not have enough capacity to support the SAS' operational needs.

Seismic Program: Public Safety Facilities Assessment

Expenditures	\$350,000
--------------	-----------

This item adds funding for the Seismic Retrofit Facilities Improvements program. FAS facilities house important City services, many of which will be critical in the event of an earthquake. The Seismic Retrofit Facilities Improvements program will perform a preliminary engineering evaluation of the current portfolio and develop an implementation plan for seismic retrofits in FAS facilities to increase the City's resiliency, reduce life safety issues due to a catastrophic event and reduce the risk of downtime or impacts to critical City services.

The 2003 Fire Facilities and Emergency Response Levy retrofitted or rebuilt 32 neighborhood fire stations and constructed the Joint Training Facility, however the remaining 49 buildings in the portfolio are still potentially at risk. This item includes funding for a seismic assessment of five public safety facilities.

Seattle Municipal Tower (SMT) Tenant Improvement of FAS Space

Expenditures	\$1,612,000
--------------	-------------

This item adds funding for the SMT Master Space Plan; it assumes an additional \$2.5 million in the 2023 CIP. This plan will reduce FAS' footprint, co-locate functions and create more equitable workspaces in the City's Downtown Civic Campus.

The SMT Master Plan's first phase was funded with \$3.0 million in previous adopted budgets to address FAS' tenant improvement needs within FAS occupied floors. The proposed budget completes phases 2 and 3 of the FAS SMT Master Space Plan, reducing the FAS SMT footprint from four floors to three, improving space utilization and creating efficiencies.

Additional Real Estate Excise Tax (REET) for Asset Preservation

Expenditures	\$1,350,000
--------------	-------------

This item adds additional REET funding to the 2022 Proposed Budget for Asset Preservation needs in addition to the \$4 million collected annually in space rent central rates.

Tenant Improvement at Park 95

Expenditures	\$500,000
--------------	-----------

This item adds unrestricted cumulative reserve funds to separate Parking Enforcement Officer (PEO) vehicles from Seattle Police Department (SPD) equipment. The PEO unit has transferred to the Seattle Department of Transportation; since it is no longer part of SPD, there is a greater need for separation.

City Tax System (SLIM) Replacement

Expenditures	\$4,300,000
--------------	-------------

Department of Finance and Administrative Services

This item adds funding for an estimated total project cost of \$11.2 million with the initial funding of \$4,300,000 in 2022 to begin evaluating and planning for the replacement of the Seattle Licensing and Information Management (SLIM). Future funding will need to be allocated.

Allocate Municipal Energy Efficiency Project (MEEP) funds to Seattle Parks and Recreation

Expenditures \$(526,809)

This item transfers \$526,809 of 2022 CIP funding to Seattle Parks and Recreation for municipal energy efficiency projects at several community center sites.

Allocate Municipal Energy Efficiency Project (MEEP) funds to Seattle Center

Expenditures \$(78,000)

This item transfers \$78,000 of 2022 CIP funding to Seattle Center for a municipal energy efficiency project at Seattle Rep/Bagley Wright Theatre and McCaw Hall.

Allocate Municipal Energy Efficiency Project (MEEP) funds to Seattle Public Library (SPL)

Expenditures \$(300,000)

This item transfers \$300,000 of 2022 CIP funding to Seattle Public Library for a municipal energy efficiency project at Green Lake Library.

Proposed Technical

Cost of Issuance and Debt Service Budget Control Level (BCL) Adjustment

Expenditures \$(8,532,742)

This is a technical item that updates the Budget Control Level (BCL) for bond issuance and debt service costs.

Fund Balancing Entries

Revenues \$(14,258,949)

This is a technical item to record a fund balancing entry for the 50300 Finance and Administrative Services Fund, 67600 FileLocal Agency Fund, 50321 Fleet Capital Fund, and 12100 Wheelchair Accessible Fund, which are primarily managed by this department.

Reduce Fleet Capital Appropriation

Expenditures \$(4,820,618)

This item reduces 2022 fleet capital program appropriation in response to FAS' 2021 3rd Quarter Supplemental Budget Ordinance request to increase appropriation in 2021. FAS will order 2022 vehicle replacement in 2021 to help offset the delays in vehicle replacement timelines.

Re-entry of Baseline Expenditure Budget

Expenditures \$223,750,541

Department of Finance and Administrative Services

This item is the re-entry of the expenditure budget data removed in the 'Reversal of Rolled Budget Lines. This item aligns the base budget data at all levels, including the detail project level.

Revenue Adjustments

Revenues	\$210,110,998
----------	---------------

This technical adjustment adds the 2022 Proposed Budget's revenue budget.

Reversal of Baseline Budget Data

Expenditures	\$(223,750,542)
Revenues	\$(203,766,282)

This item is a technical adjustment to reverse the budget lines in the budget system, they are re-entered in 'Re-entry of Base Expenditure Budget' and 'Revenue Adjustments.'

Reversal of Central Adjustment

Expenditures	\$(1,458,073)
--------------	---------------

This item reverses the centrally budgeted Citywide technical adjustments made in the baseline phase that reflect changes to internal services costs, including rates from Seattle Information Technology Department, Seattle Department of Human Resources, and for healthcare, retirement and industrial insurance charges for the department. These adjustments reflect initial assumptions about these costs and inflators early in the budget process. The budget for this central adjustment is added back in the Technical Changes item below.

Reversal of One Time Items

Expenditures	\$(6,000,000)
--------------	---------------

This item includes budget adjustments for one-time changes in the 2021 Adopted Budget.

Seattle Public Schools Agreement Position Technical Add to Baseline

Position Allocation	2.00
---------------------	------

This item adds two positions that were approved in 2020 to support the body of work that came from an agreement with Seattle Public Schools. These positions were not added to the 2021 Adopted Budget. This technical item adds them to the 2022 Proposed Budget.

Technical Changes

Expenditures	\$2,919,172
--------------	-------------

This item reflects baseline and technical adjustments to several Budget Control Levels, increasing appropriation by \$2.9 million across all funds and several programs in the Department of Finance and Administrative Services (FAS). This increase includes baseline updates, such as making past supplemental budget additions ongoing and adjusting the budget for external lease costs. It also includes technical adjustments and changes to inflation compared to the 2021 Adopted Budget.

Department of Finance and Administrative Services

Expenditure Overview

Appropriations	2020 Actuals	2021 Adopted	2022 Proposed
FAS - BC-FA-A1IT - Information Technology			
00164 - Unrestricted Cumulative Reserve Fund	-	-	4,300,000
36800 - 2021 Multipurpose LTGO Bond Fund	-	7,500,000	-
36900 - 2022 Multipurpose LTGO Bond Fund	-	-	17,635,753
37100 - 2023 Multipurpose LTGO Bond Fund	-	-	-
50300 - Finance and Administrative Services Fund	-	500,000	-
Total for BSL: BC-FA-A1IT	-	8,000,000	21,935,753
FAS - BC-FA-ADAIMPR - ADA Improvements			
30010 - REET I Capital Fund	944,901	1,000,000	400,000
Total for BSL: BC-FA-ADAIMPR	944,901	1,000,000	400,000
FAS - BC-FA-APSCH1FAC - Asset Preservation - Schedule 1 Facilities			
30010 - REET I Capital Fund	3,695,445	-	1,350,000
36600 - 2019 Multipurpose LTGO Bond Fund	1,126,245	-	-
36700 - 2020 Multipurpose LTGO Bond Fund	6,835,254	-	-
36800 - 2021 Multipurpose LTGO Bond Fund	-	8,500,000	-
36900 - 2022 Multipurpose LTGO Bond Fund	-	-	9,500,000
37100 - 2023 Multipurpose LTGO Bond Fund	-	-	-
50322 - Facility Asset Preservation Fund	3,204,099	2,152,000	2,152,000
Total for BSL: BC-FA-APSCH1FAC	14,861,043	10,652,000	13,002,000
FAS - BC-FA-APSCH2FAC - Asset Preservation - Schedule 2 Facilities			
00164 - Unrestricted Cumulative Reserve Fund	-	-	500,000
30010 - REET I Capital Fund	1,935,860	1,545,000	-
50322 - Facility Asset Preservation Fund	2,011,622	1,848,000	1,848,000
Total for BSL: BC-FA-APSCH2FAC	3,947,483	3,393,000	2,348,000
FAS - BC-FA-EXTPROJ - FAS Oversight-External Projects			
00100 - General Fund	59,947	-	-

Department of Finance and Administrative Services

00164 - Unrestricted Cumulative Reserve Fund	277,970	-	-
30010 - REET I Capital Fund	2,153,525	2,500,000	1,595,191
Total for BSL: BC-FA-EXTPROJ	2,491,442	2,500,000	1,595,191
FAS - BC-FA-FASPD - FAS Project Delivery Services			
50300 - Finance and Administrative Services Fund	6,393,548	3,500,000	3,500,000
Total for BSL: BC-FA-FASPD	6,393,548	3,500,000	3,500,000
FAS - BC-FA-GARDENREM - Garden of Remembrance			
00164 - Unrestricted Cumulative Reserve Fund	29,218	30,065	30,937
Total for BSL: BC-FA-GARDENREM	29,218	30,065	30,937
FAS - BC-FA-GOVTFAC - General Government Facilities - General			
00164 - Unrestricted Cumulative Reserve Fund	12,417	-	-
30010 - REET I Capital Fund	4,713,537	180,000	2,462,000
34440 - 2003 Fire Facilities Levy Fund	341,853	-	-
36300 - 2016 Multipurpose LTGO Bond Fund	233,361	-	-
50300 - Finance and Administrative Services Fund	135,971	-	-
Total for BSL: BC-FA-GOVTFAC	5,437,138	180,000	2,462,000
FAS - BC-FA-NBHFI - Neighborhood Fire Stations			
30010 - REET I Capital Fund	3,421,620	3,723,378	4,180,624
34440 - 2003 Fire Facilities Levy Fund	3,877	-	-
36200 - 2015 Multipurpose LTGO Bond Fund	131	-	-
Total for BSL: BC-FA-NBHFI	3,425,627	3,723,378	4,180,624
FAS - BC-FA-PRELIMENG - Preliminary Engineering			
30010 - REET I Capital Fund	26,049	-	-
Total for BSL: BC-FA-PRELIMENG	26,049	-	-
FAS - BC-FA-PSFACFI - Public Safety Facilities Fire			
30010 - REET I Capital Fund	974,252	2,020,000	3,700,000
36400 - 2017 Multipurpose LTGO Bond Fund	131,582	-	-
36800 - 2021 Multipurpose LTGO Bond Fund	4,542,432	3,200,000	-
36900 - 2022 Multipurpose LTGO Bond Fund	-	-	3,500,000

Department of Finance and Administrative Services

37100 - 2023 Multipurpose LTGO Bond Fund	-	-	-
Total for BSL: BC-FA-PSFACFIRE	5,648,265	5,220,000	7,200,000
FAS - BC-FA-PSFACPOL - Publ Safety Facilities Police			
30010 - REET I Capital Fund	4,103,883	-	-
36300 - 2016 Multipurpose LTGO Bond Fund	242	-	-
Total for BSL: BC-FA-PSFACPOL	4,104,125	-	-
FAS - BO-FA-BUDCENTR - Leadership and Administration			
50300 - Finance and Administrative Services Fund	878	-	64,354
Total for BSL: BO-FA-BUDCENTR	878	-	64,354
FAS - BO-FA-CDCM - Capital Dev and Const Mgmt			
50300 - Finance and Administrative Services Fund	-	-	-
Total for BSL: BO-FA-CDCM	-	-	-
FAS - BO-FA-CITYFINAN - City Finance			
00100 - General Fund	7,502,561	9,879,698	8,046,982
14000 - Coronavirus Local Fiscal Recovery Fund	-	-	1,411,000
50300 - Finance and Administrative Services Fund	23,201,184	31,524,171	34,682,166
Total for BSL: BO-FA-CITYFINAN	30,703,745	41,403,869	44,140,147
FAS - BO-FA-CITYSVCS - City Services			
50300 - Finance and Administrative Services Fund	2,587,738	2,485,743	1,926,470
Total for BSL: BO-FA-CITYSVCS	2,587,738	2,485,743	1,926,470
FAS - BO-FA-CJ000 - Judgment & Claims Claims			
00126 - Judgment/Claims Fund	2,514,689	3,524,179	3,524,179
Total for BSL: BO-FA-CJ000	2,514,689	3,524,179	3,524,179
FAS - BO-FA-CPCS - City Purchasing and Contracting Services			
00100 - General Fund	-	-	25,000
50300 - Finance and Administrative Services Fund	10,735,022	10,849,926	14,199,685
Total for BSL: BO-FA-CPCS	10,735,022	10,849,926	14,224,685
FAS - BO-FA-DEBTBIRF - Bond Interest and Redemption			

Department of Finance and Administrative Services

20130 - LTGO Bond Interest and Redemption Fund	-	1,965,571	2,470,782
Total for BSL: BO-FA-DEBTBIRF	-	1,965,571	2,470,782
FAS - BO-FA-DEBTISS-L - Debt Issuance Cost - LTGO			
36700 - 2020 Multipurpose LTGO Bond Fund	242,844	-	-
36800 - 2021 Multipurpose LTGO Bond Fund	-	2,616,481	-
36810 - 2021 West Seattle Bridge Repair LTGO Bond Fund	-	3,577,800	-
36900 - 2022 Multipurpose LTGO Bond Fund	-	-	3,154,451
36910 - 2022 LTGO Taxable Bond Fund	-	-	732,150
Total for BSL: BO-FA-DEBTISS-L	242,844	6,194,281	3,886,601
FAS - BO-FA-DEBTUTGO - UTGO Debt Service			
20140 - UTGO Bond Interest Redemption Fund	-	22,764,200	16,312,800
Total for BSL: BO-FA-DEBTUTGO	-	22,764,200	16,312,800
FAS - BO-FA-FACILITY - Facilities Services			
50300 - Finance and Administrative Services Fund	102,038,675	87,128,246	88,992,040
Total for BSL: BO-FA-FACILITY	102,038,675	87,128,246	88,992,040
FAS - BO-FA-FILELOC - FileLocal Agency			
67600 - FileLocal Agency Fund	437,501	365,395	444,339
Total for BSL: BO-FA-FILELOC	437,501	365,395	444,339
FAS - BO-FA-FLEETCAP - Fleet Capital Program			
50321 - Fleet Capital Fund	21,131,732	14,500,000	9,179,382
Total for BSL: BO-FA-FLEETCAP	21,131,732	14,500,000	9,179,382
FAS - BO-FA-FLEETS - Fleet Services			
50300 - Finance and Administrative Services Fund	38,108,383	41,571,657	40,266,166
Total for BSL: BO-FA-FLEETS	38,108,383	41,571,657	40,266,166
FAS - BO-FA-HSPDA - Historic Seattle PDA			
36910 - 2022 LTGO Taxable Bond Fund	-	-	1,800,000
Total for BSL: BO-FA-HSPDA	-	-	1,800,000
FAS - BO-FA-INDGTDEF - Indigent Defense Services			
00100 - General Fund	8,439,881	9,606,474	9,606,474

Department of Finance and Administrative Services

Total for BSL: BO-FA-INDGTDEF	8,439,881	9,606,474	9,606,474
FAS - BO-FA-JAILSVCS - Jail Services			
00100 - General Fund	7,850,866	18,539,147	18,539,147
Total for BSL: BO-FA-JAILSVCS	7,850,866	18,539,147	18,539,147
FAS - BO-FA-JR000 - Judgment & Claims Litigation			
00126 - Judgment/Claims Fund	9,841,052	22,836,561	22,836,561
Total for BSL: BO-FA-JR000	9,841,052	22,836,561	22,836,561
FAS - BO-FA-JR010 - Judgment & Claims General Legal			
00126 - Judgment/Claims Fund	1,382	88,321	88,321
Total for BSL: BO-FA-JR010	1,382	88,321	88,321
FAS - BO-FA-JR020 - Judgment & Claims Police Action			
00126 - Judgment/Claims Fund	1,746,084	1,120,918	3,799,672
Total for BSL: BO-FA-JR020	1,746,084	1,120,918	3,799,672
FAS - BO-FA-OCS - Office of Constituent Services			
50300 - Finance and Administrative Services Fund	6,109,097	6,725,328	6,936,359
Total for BSL: BO-FA-OCS	6,109,097	6,725,328	6,936,359
FAS - BO-FA-PPM - Pike Place Mkt			
36810 - 2021 West Seattle Bridge Repair LTGO Bond Fund	-	6,000,000	-
36910 - 2022 LTGO Taxable Bond Fund	-	-	6,000,000
Total for BSL: BO-FA-PPM	-	6,000,000	6,000,000
FAS - BO-FA-RCCP - Regulatory Compliance and Consumer Protection			
00100 - General Fund	7,882,436	9,760,735	10,293,213
Total for BSL: BO-FA-RCCP	7,882,436	9,760,735	10,293,213
FAS - BO-FA-SAS - Seattle Animal Shelter			
00100 - General Fund	6,100,495	6,610,002	7,019,468
Total for BSL: BO-FA-SAS	6,100,495	6,610,002	7,019,468
FAS - BO-FA-TRNSTBNFT - Transit Benefit			
63000 - Transit Benefit Fund	2,061,197	4,996,000	5,601,000
Total for BSL: BO-FA-TRNSTBNFT	2,061,197	4,996,000	5,601,000
FAS - BO-FA-WATERFRNT - Central Waterfront Improvement Program Financial Support			
35040 - Waterfront LID #6751	-	1,250,000	-

Department of Finance and Administrative Services

35900 - Central Waterfront Improvement Fund	2,058,220	-	-
Total for BSL: BO-FA-WATERFRNT	2,058,220	1,250,000	-
FAS - BO-FA-WHLCHR - Wheelchair Accessible Services			
12100 - Wheelchair Accessible Fund	789,434	1,099,641	1,213,808
Total for BSL: BO-FA-WHLCHR	789,434	1,099,641	1,213,808
Department Total	308,690,188	359,584,637	375,820,471
Department Full-Time Equivalents Total*	610.00	623.00	626.00

* FTE totals are provided for informational purposes only. Changes in FTEs resulting from City Council or Human Resources Director actions outside of the budget process may not be detailed here

Budget Summary by Fund Department of Finance and Administrative Services

	2020 Actuals	2021 Adopted	2022 Proposed
00100 - General Fund	37,836,186	54,396,056	53,530,283
00126 - Judgment/Claims Fund	14,103,207	27,569,979	30,248,733
00164 - Unrestricted Cumulative Reserve Fund	319,605	30,065	4,830,937
12100 - Wheelchair Accessible Fund	789,434	1,099,641	1,213,808
14000 - Coronavirus Local Fiscal Recovery Fund	-	-	1,411,000
20130 - LTGO Bond Interest and Redemption Fund	-	1,965,571	2,470,782
20140 - UTGO Bond Interest Redemption Fund	-	22,764,200	16,312,800
30010 - REET I Capital Fund	21,969,071	10,968,378	13,687,815
34440 - 2003 Fire Facilities Levy Fund	345,729	-	-
35040 - Waterfront LID #6751	-	1,250,000	-
35900 - Central Waterfront Improvement Fund	2,058,220	-	-
36200 - 2015 Multipurpose LTGO Bond Fund	131	-	-
36300 - 2016 Multipurpose LTGO Bond Fund	233,603	-	-
36400 - 2017 Multipurpose LTGO Bond Fund	131,582	-	-
36600 - 2019 Multipurpose LTGO Bond Fund	1,126,245	-	-
36700 - 2020 Multipurpose LTGO Bond Fund	7,078,097	-	-
36800 - 2021 Multipurpose LTGO Bond Fund	4,542,432	21,816,481	-
36810 - 2021 West Seattle Bridge Repair LTGO Bond Fund	-	9,577,800	-
36900 - 2022 Multipurpose LTGO Bond Fund	-	-	33,790,204
36910 - 2022 LTGO Taxable Bond Fund	-	-	8,532,150
37100 - 2023 Multipurpose LTGO Bond Fund	-	-	-

Department of Finance and Administrative Services

50300 - Finance and Administrative Services Fund	189,310,496	184,285,071	190,567,238
50321 - Fleet Capital Fund	21,131,732	14,500,000	9,179,382
50322 - Facility Asset Preservation Fund	5,215,722	4,000,000	4,000,000
63000 - Transit Benefit Fund	2,061,197	4,996,000	5,601,000
67600 - FileLocal Agency Fund	437,501	365,395	444,339
Budget Totals for FAS	308,690,188	359,584,637	375,820,471

Department of Finance and Administrative Services

Revenue Overview

2022 Estimated Revenues

Account Code	Account Name	2020 Actuals	2021 Adopted	2022 Proposed
311010	Real & Personal Property Taxes	2,857,187	-	-
311020	Sale Of Tax Title Property	(481)	-	-
313010	Sales & Use Tax-Local Share	(46,686,927)	-	-
313030	Sales & Use Tax-Brkrd Nat Gas	(236,706)	-	-
313040	Sales & Use Tax-Crim Justice	(4,054,944)	-	-
316010	B&O Tax	(61,529,660)	-	-
316020	B&O Tax-Admissions Rev	(75,108)	-	-
316040	B&O Tax-Admissions Surcharge	2	-	-
316070	B&O Tax-Gas Utility	406	-	-
316100	B&O Tax-Cable Tv Utility	(35,301)	-	-
316110	B&O Tax-Telephone/Graph Util	(1,128)	-	-
316120	B&O Tax-Steam Utility	42	-	-
316130	B&O Tax-Electric Utility	63,224	-	-
317040	Leasehold Excise Tax Rev	(1,272,508)	-	-
317060	Gambling Excise Tax Rev	(388)	-	-
318030	Business & Occup Tax Penalties	(526,121)	-	-
318040	Business & Occup Tax Interest	5,662	-	-
318050	Admission Tx Penalties & Inter	(337)	-	-
318100	Sweetened Beverage Tax	(1,270,394)	-	-
318120	Sweet Bev Tax Penalty and Int	(743)	-	-
321010	Bus Lic&Perm-Police Alrm Mon	1,797,481	785,000	-
321020	Bus Lic&Perm-Prof/Occup	366,105	2,053,300	604,028
321030	BUS LIC&PERM	603,222	230,000	1,415,000
321040	Bus Lic&Perm-For Hire Driver	(51,642)	60,000	44,800
321050	Bus Lic&Perm-Tran Net Co Fee	1,015,378	1,905,600	746,790
321060	Bus Lic&Perm-Tow Oper/Comp	9,410	14,000	9,500
321070	Bus Lic&Perm-Panoram	2,380	950	1,020
321080	Bus Lic&Perm-Bus Penalties	22,225	150,000	-
321100	Bus Lic&Perm-Business Gen	(50,218)	-	-
321900	Bus Lic&Perm-Other	390,700	95,000	467,000
322130	Nonbus Lic&Perm-Cats	378,914	313,484	341,023
322140	Nonbus Lic&Perm-Dog	1,293,222	1,046,512	1,124,258
322200	Nonbus Lic&Perm-Lt Fees Taxi	360	-	15,750
322210	Nonbus Lic&Perm-Fines Taxi	1,500	-	-
322230	Nonbus Lic&Perm-Tow Late Fees	236	-	-

Department of Finance and Administrative Services

322900	Nonbus Lic&Perm-Other	710	-	580
331110	Direct Fed Grants	(38,460)	-	-
335070	Criminal Justice Hi Crm	(500,753)	-	-
335080	Criminal Justice Pop	(302,799)	-	-
335090	Criminal Justice Dcd #1	(203,335)	-	-
335140	Liquor Excise Tax	(991,305)	-	-
341060	Photocopy Svcs	1	-	-
341180	Legal Service Fees	10,369	-	-
341200	Scanning Systems License	94,438	130,000	130,000
341210	St Wts & Meas Dev Reg Fees	113,258	74,000	113,000
341220	Animal Control Admin Fees	17,474	19,363	19,363
341230	Adoption Fees	57,489	95,589	60,938
341240	Kennel Fees	12,220	10,499	10,499
341250	Spay & Neuter Fees	91,475	209,736	160,020
341360	Fees	3,390	-	-
341370	Fees - Limo Inspections	126,490	-	15,000
341380	Fees - Limo Payments From St	-	135,000	-
341900	General Government-Other Rev	704,240	(483,317)	839,992
342160	False Alarm Fees	974,460	-	-
343320	Recoveries-Sundry	10,594	-	-
348120	Isf-Fas Alloc	50,000	50,000	50,000
350090	City Litigation Recoveries	69,500	-	-
350170	Penalties On Delinquent Recs	6,809	-	-
360000	Miscellaneous Revs	-	(1,158,810)	-
360020	Inv Earn-Residual Cash	5,289,993	-	-
360130	Interest On Contracts/Notes Re	(90,876)	-	-
360180	Penalties-Spec Assessments	(1,303)	-	-
360420	Other Judgments & Settlements	525	-	-
360540	Cashiers Overages & Shortages	161	-	-
360750	Misc Reimb Adj-Pers & Other	140,969	151,269	151,269
360900	Miscellaneous Revs-Other Rev	278,964	688,000	316,597
Total Revenues for: 00100 - General Fund		(101,060,254)	6,575,175	6,636,427
341180	Legal Service Fees	203,151	-	-
350090	City Litigation Recoveries	7,927	-	-
360420	Other Judgments & Settlements	20,237,917	14,858,125	14,858,125
397010	Operating Transfers In	-	12,711,854	15,390,608
Total Revenues for: 00126 - Judgment/Claims Fund		20,448,995	27,569,979	30,248,733
360020	Inv Earn-Residual Cash	58,023	-	-
Total Revenues for: 00155 - Sweetened Beverage Tax Fund		58,023	-	-

Department of Finance and Administrative Services

334010	State Grants	(15,005)	-	-
360020	Inv Earn-Residual Cash	2,408,831	-	-
360150	Interest On Loan Payoffs	50,184	-	-
Total Revenues for: 00164 - Unrestricted Cumulative Reserve Fund		2,444,010	-	-
360020	Inv Earn-Residual Cash	2,388	-	-
Total Revenues for: 10101 - Cable TV Franchise Fund		2,388	-	-
360020	Inv Earn-Residual Cash	23,442	-	-
Total Revenues for: 10113 - Group Term Life Fund		23,442	-	-
360020	Inv Earn-Residual Cash	400,383	-	-
Total Revenues for: 10200 - Park And Recreation Fund		400,383	-	-
360020	Inv Earn-Residual Cash	5,342	-	-
Total Revenues for: 10394 - Bridging The Gap Levy Fund		5,342	-	-
360020	Inv Earn-Residual Cash	1,307,771	-	-
360900	Miscellaneous Revs-Other Rev	4,509	-	-
Total Revenues for: 10398 - Move Seattle Levy Fund		1,312,280	-	-
360020	Inv Earn-Residual Cash	27,780	-	-
Total Revenues for: 10800 - Seattle Streetcar Operations		27,780	-	-
360020	Inv Earn-Residual Cash	7,534	-	-
Total Revenues for: 11010 - Pike Place Market Renovation		7,534	-	-
360020	Inv Earn-Residual Cash	10,910	-	-
Total Revenues for: 11410 - Seattle Center Fund		10,910	-	-
360020	Inv Earn-Residual Cash	(4,150)	-	-
Total Revenues for: 11430 - Seattle Center McCaw Hall Fund		(4,150)	-	-
360020	Inv Earn-Residual Cash	(211,939)	-	-
Total Revenues for: 12010 - Municipal Arts Fund		(211,939)	-	-
321030	BUS LIC&PERM	18,808	-	-
321050	Bus Lic&Perm-Tran Net Co Fee	852,000	1,014,661	995,661
360020	Inv Earn-Residual Cash	134,654	-	-
Total Revenues for: 12100 - Wheelchair Accessible Fund		1,005,463	1,014,661	995,661
400000	Use of/Contribution to Fund Balance	-	84,980	218,147

Department of Finance and Administrative Services

Total Resources for: 12100 - Wheelchair Accessible Fund		1,005,463	1,099,641	1,213,808
360020	Inv Earn-Residual Cash	38,594	-	-
Total Revenues for: 12200 - Short-Term Rental Tax Fund		38,594	-	-
360020	Inv Earn-Residual Cash	104,566	-	-
Total Revenues for: 12300 - Election Vouchers Fund		104,566	-	-
360020	Inv Earn-Residual Cash	110,769	-	-
Total Revenues for: 12400 - Arts and Culture Fund		110,769	-	-
360020	Inv Earn-Residual Cash	109,190	-	-
360320	Rent From Operating Property	27,416	-	-
360900	Miscellaneous Revs-Other Rev	32,892	-	-
Total Revenues for: 13000 - Transportation Fund		169,498	-	-
360020	Inv Earn-Residual Cash	93,990	-	-
Total Revenues for: 16200 - Human Services Fund		93,990	-	-
360020	Inv Earn-Residual Cash	5,323	-	-
Total Revenues for: 16402 - 2002 Levy Very LIH Fund		5,323	-	-
360020	Inv Earn-Residual Cash	74,971	-	-
Total Revenues for: 16403 - 2002 Levy Multipurpose Fund		74,971	-	-
360020	Inv Earn-Residual Cash	46,037	-	-
Total Revenues for: 16404 - 2002 Levy O&M Fund		46,037	-	-
360020	Inv Earn-Residual Cash	8,899	-	-
Total Revenues for: 16410 - 1986 Housing Levy Capital Fund		8,899	-	-
360020	Inv Earn-Residual Cash	49,536	-	-
Total Revenues for: 16411 - 1995 Housing Levy Capital Fund		49,536	-	-
360020	Inv Earn-Residual Cash	75,936	-	-
Total Revenues for: 16412 - 1995 Levy O&M Fund		75,936	-	-
360020	Inv Earn-Residual Cash	26,795	-	-
Total Revenues for: 16413 - 1995 Levy Homebuyer Assist		26,795	-	-
360020	Inv Earn-Residual Cash	157,026	-	-
Total Revenues for: 16416 - 2009 Housing Levy Capital Fund		157,026	-	-
360020	Inv Earn-Residual Cash	79,089	-	-

Department of Finance and Administrative Services

Total Revenues for: 16417 - 2009 Levy O&M Fund		79,089	-	-
360020	Inv Earn-Residual Cash	1,344,057	-	-
Total Revenues for: 16418 - 2016 Housing Levy Capital Fund		1,344,057	-	-
360020	Inv Earn-Residual Cash	163,268	-	-
Total Revenues for: 16419 - 2016 Levy O&M Fund		163,268	-	-
360020	Inv Earn-Residual Cash	34,683	-	-
Total Revenues for: 16420 - 1986 Levy O&M Fund		34,683	-	-
360020	Inv Earn-Residual Cash	2,427,584	-	-
Total Revenues for: 16430 - Housing Incentive Fund		2,427,584	-	-
360020	Inv Earn-Residual Cash	474,167	-	-
Total Revenues for: 16440 - Housing Program Support Fund		474,167	-	-
360020	Inv Earn-Residual Cash	78,304	-	-
Total Revenues for: 16600 - Office of Housing Fund		78,304	-	-
360020	Inv Earn-Residual Cash	426,932	-	-
Total Revenues for: 17857 - 2011 Families and Education Levy		426,932	-	-
360020	Inv Earn-Residual Cash	167,761	-	-
Total Revenues for: 17861 - Seattle Preschool Levy Fund		167,761	-	-
360020	Inv Earn-Residual Cash	1,542,364	-	-
Total Revenues for: 17871 - Families Education Preschool Promise Levy		1,542,364	-	-
360020	Inv Earn-Residual Cash	121,204	-	-
Total Revenues for: 18100 - 2012 Library Levy Fund		121,204	-	-
360020	Inv Earn-Residual Cash	53,497	-	-
Total Revenues for: 18200 - 2019 Library Levy Fund		53,497	-	-
360020	Inv Earn-Residual Cash	170,077	-	-
Total Revenues for: 18500 - School Safety Traffic and Pedestrian Improvement Fund		170,077	-	-
311010	Real & Personal Property Taxes	52,606,374	-	-
311020	Sale Of Tax Title Property	(83,630)	-	-
317040	Leasehold Excise Tax Rev	357,309	-	-
360020	Inv Earn-Residual Cash	381,132	-	-
Total Revenues for: 19710 - Seattle Park District Fund		53,261,185	-	-

Department of Finance and Administrative Services

360020	Inv Earn-Residual Cash	849,404	-	-
Total Revenues for: 19900 - Transportation Benefit District Fund		849,404	-	-
360000	Miscellaneous Revs	-	-	57,781
Total Revenues for: 20130 - LTGO Bond Interest and Redemption Fund		-	-	57,781
400000	Use of/Contribution to Fund Balance	-	-	447,430
Total Resources for:20130 - LTGO Bond Interest and Redemption Fund		-	-	505,211
311010	Real & Personal Property Taxes	-	-	(6,451,400)
Total Revenues for: 20140 - UTGO Bond Interest Redemption Fund		-	-	(6,451,400)
317010	Real Estate Excise Tax Reet #1	(1,823,397)	-	-
318080	Other Taxes Penalties & Int	(31)	-	-
331110	Direct Fed Grants	(11,164)	-	-
Total Revenues for: 30010 - REET I Capital Fund		(1,834,592)	-	-
317020	Real Estate Excise Tax Reet #2	(1,823,397)	-	-
318080	Other Taxes Penalties & Int	(31)	-	-
Total Revenues for: 30020 - REET II Capital Fund		(1,823,428)	-	-
391030	Lid Bond Proceeds	-	1,250,000	-
Total Revenues for: 35040 - Waterfront LID #6751		-	1,250,000	-
360020	Inv Earn-Residual Cash	(3,749)	-	-
Total Revenues for: 35900 - Central Waterfront Improvement Fund		(3,749)	-	-
360020	Inv Earn-Residual Cash	71,451	-	-
Total Revenues for: 36000 - King County Parks Levy Fund		71,451	-	-
360020	Inv Earn-Residual Cash	56,995	-	-
Total Revenues for: 36510 - 2018 LTGO Taxable Bond Fund		56,995	-	-
360020	Inv Earn-Residual Cash	267,837	-	-
Total Revenues for: 36600 - 2019 Multipurpose LTGO Bond Fund		267,837	-	-
360020	Inv Earn-Residual Cash	136,969	-	-
Total Revenues for: 36610 - 2019 LTGO Taxable Bond Fund		136,969	-	-
360020	Inv Earn-Residual Cash	69,212	-	-
391010	G.O.Bond Proceeds	29,590,000	-	-

Department of Finance and Administrative Services

391080	Premium On Gen Obl Bonds	5,148,595	-	-
Total Revenues for: 36700 - 2020 Multipurpose LTGO Bond Fund		34,807,807	-	-
360020	Inv Earn-Residual Cash	20,526	-	-
Total Revenues for: 36800 - 2021 Multipurpose LTGO Bond Fund		20,526	-	-
360020	Inv Earn-Residual Cash	(52,429)	-	-
Total Revenues for: 36810 - 2021 West Seattle Bridge Repair LTGO Bond Fund		(52,429)	-	-
360020	Inv Earn-Residual Cash	7,110	-	-
Total Revenues for: 37000 - Garage Disposition Proceeds		7,110	-	-
360020	Inv Earn-Residual Cash	8,229,634	-	-
Total Revenues for: 41000 - Light Fund		8,229,634	-	-
360020	Inv Earn-Residual Cash	142,411	-	-
Total Revenues for: 48100 - Construction and Inspections		142,411	-	-
331110	Direct Fed Grants	9,420,877	-	3,001,000
334010	State Grants	98,506	-	-
341010	Warehousing Svcs	-	1,642,994	-
341090	Sales Of Merchandise	60,250	90,000	90,000
341270	Real Estate Svc Charges	-	1,036,493	1,069,044
341300	Administrative Fees & Charges	-	39,535,538	27,222,085
342140	Mail Messenger Service Fees	-	294,677	294,677
343010	Architect/Engineering Svc Chrg	6,406,808	3,500,000	3,500,000
343320	Recoveries-Sundry	83,644	200,000	60,000
344020	Vehicle & Equipment Repair	-	19,912,618	24,559,236
344030	Fuel Sales	-	8,349,135	8,661,683
344140	Sale Of Parts	-	7,790,860	4,043,382
348120	Isf-Fas Alloc	117,834,955	2,081,724	78,020,389
348130	Isf-Fas Fleets Maint	14,559,794	-	-
348140	Isf-Fas Fleets Fuel	6,127,771	-	-
348150	Isf-Fas Fleets	13,249,496	-	-
350190	Nsf Check Fees	220	-	-
360020	Inv Earn-Residual Cash	252,449	447,000	(223,500)
360220	Interest Earned On Delinquent A	4	-	-
360270	Vehicle Equipment Leases	-	1,368,651	1,543,987
360290	Parking Fees	938,151	3,800,000	3,800,000
360300	St Space Facilities Rentals	1,085	-	-
360310	Lt Space/Facilities Leases	1,818,280	2,194,298	-

Department of Finance and Administrative Services

360350	Other Rents & Use Charges	2,404,057	11,000	11,000
360380	Sale Of Junk Or Salvage	13,756	-	-
360540	Cashiers Overages & Shortages	513	-	-
360680	Motor Pool Revenue	-	1,066,854	1,600,833
360690	Building/Oth Space Rent	7,952	74,337,347	21,193,473
360700	INACTIVE	-	(1)	-
360750	Misc Reimb Adj-Pers & Other	71	-	-
360900	Miscellaneous Revs-Other Rev	2,801,210	2,126,716	2,517,284
397000	Operating Transfers In Summ	-	11,292,959	9,734,839
397010	Operating Transfers In	375,000	1,481,256	2,252,333
397200	Interfund Revenue	-	3,038,000	-
398010	Insurance Recoveries	9,450	-	-
Total Revenues for: 50300 - Finance and Administrative Services Fund		176,464,297	185,598,119	192,951,745
400000	Use of/Contribution to Fund Balance	-	(1,313,048)	(2,384,507)
Total Resources for: 50300 - Finance and Administrative Services Fund		176,464,297	184,285,071	190,567,238
348120	Isf-Fas Alloc	494,131	-	-
348150	Isf-Fas Fleets	20,245,655	-	-
360020	Inv Earn-Residual Cash	322,796	-	-
360270	Vehicle Equipment Leases	-	20,044,399	20,520,694
360390	Proceeds From Sale Of Assets	1,311,294	773,258	773,258
360900	Miscellaneous Revs-Other Rev	2,080,399	-	-
Total Revenues for: 50321 - Fleet Capital Fund		24,454,276	20,817,657	21,293,952
400000	Use of/Contribution to Fund Balance	-	(6,317,657)	(12,114,570)
Total Resources for: 50321 - Fleet Capital Fund		24,454,276	14,500,000	9,179,382
360020	Inv Earn-Residual Cash	185,697	-	-
397010	Operating Transfers In	4,000,000	4,000,000	4,000,000
Total Revenues for: 50322 - Facility Asset Preservation Fund		4,185,697	4,000,000	4,000,000
360020	Inv Earn-Residual Cash	1,306,167	-	-
Total Revenues for: 50410 - Information Technology Fund		1,306,167	-	-
360020	Inv Earn-Residual Cash	(258,565)	-	-
Total Revenues for: 61030 - Employees' Retirement Fund		(258,565)	-	-
360020	Inv Earn-Residual Cash	121,028	-	-
360060	Gains/Losses-Amort-Prem/Disc	352	-	-
360230	Dividend Income	204,936	-	-

Department of Finance and Administrative Services

Total Revenues for: 61050 - Fireman's Pension Actuarial		326,316	-	-
344150	Transit Subsidy	2,054,681	4,996,000	5,601,000
Total Revenues for: 63000 - Transit Benefit Fund		2,054,681	4,996,000	5,601,000
360020	Inv Earn-Residual Cash	7,550	-	-
Total Revenues for: 63100 - Fire Fighters Healthcare Fund		7,550	-	-
344900	Transportation-Other Rev	-	422,358	422,358
360900	Miscellaneous Revs-Other Rev	437,501	-	-
Total Revenues for: 67600 - FileLocal Agency Fund		437,501	422,358	422,358
400000	Use of/Contribution to Fund Balance	-	(56,963)	21,981
Total Resources for: 67600 - FileLocal Agency Fund		437,501	365,395	444,339
360020	Inv Earn-Residual Cash	33,196	-	-
Total Revenues for: 70200 - Beach Maintenance Fund		33,196	-	-
Total FAS Resources		235,663,376	244,641,261	241,944,738

Department of Finance and Administrative Services

Appropriations by Budget Summary Level and Program

FAS - BC-FA-A1IT - Information Technology

The purpose of the Information Technology Budget Summary Level is to replace, upgrade or maintain FAS information technology systems to meet the evolving enterprise activities of the City.

Program Expenditures	2020 Actuals	2021 Adopted	2022 Proposed
Information Technology	-	8,000,000	17,635,753
Summit Re-Impl Dept Cap Needs	-	-	4,300,000
Total	-	8,000,000	21,935,753

**FTE totals are provided for informational purposes only. Changes in FTEs resulting from City Council or Human Resources Director actions outside of the budget process may not be detailed here*

The following information summarizes the programs in Information Technology Budget Summary Level:

Information Technology

Expenditures/FTE	2020 Actuals	2021 Adopted	2022 Proposed
Information Technology	-	8,000,000	17,635,753

Summit Re-Impl Dept Cap Needs

Expenditures/FTE	2020 Actuals	2021 Adopted	2022 Proposed
Summit Re-Impl Dept Cap Needs	-	-	4,300,000

FAS - BC-FA-ADAIMPR - ADA Improvements

The purpose of the ADA Improvements - FAS Budget Summary Level is to update or modify facilities for compliance with the standards contained in the American with Disabilities Act.

Program Expenditures	2020 Actuals	2021 Adopted	2022 Proposed
ADA Improvements	944,901	1,000,000	400,000
Total	944,901	1,000,000	400,000

**FTE totals are provided for informational purposes only. Changes in FTEs resulting from City Council or Human Resources Director actions outside of the budget process may not be detailed here*

Department of Finance and Administrative Services

FAS - BC-FA-APSCH1FAC - Asset Preservation - Schedule 1 Facilities

This purpose of the Asset Preservation - Schedule 1 Facilities Budget Summary Level is to provide for long term preservation and major maintenance to the Department of Finance and Administration's schedule 1 facilities. Schedule 1 facilities consist of existing and future office buildings located in downtown Seattle, including but not limited to City Hall, the Seattle Municipal Tower and the Justice Center. Typical improvements may include, but are not limited to, energy efficiency enhancements through equipment replacement, upgrades/repairs to heating/ventilation/air conditioning systems, upgrades/repairs to electrical systems, upgrades/repairs to fire suppression systems, roof repairs or replacement, and structural assessments and repairs. This work ensures the long-term preservation of the operational use of the facilities.

Program Expenditures	2020 Actuals	2021 Adopted	2022 Proposed
Asset Preserv_Sch 1 Facilities	14,861,043	10,652,000	13,002,000
Total	14,861,043	10,652,000	13,002,000

**FTE totals are provided for informational purposes only. Changes in FTEs resulting from City Council or Human Resources Director actions outside of the budget process may not be detailed here*

FAS - BC-FA-APSCH2FAC - Asset Preservation - Schedule 2 Facilities

This purpose of the Asset Preservation - Schedule 2 Facilities Budget Summary Level is to provide for long term preservation and major maintenance to the Department of Finance and Administration's schedule 2 facilities. Schedule 2 facilities comprise existing and future structures, shops and yard located throughout Seattle, including but not limited to City vehicle maintenance facilities at Haller Lake and Charles Street, Finance and Administrative Services shops located at Airport Way S., fire stations, police precincts including the animal shelter, and other FAS managed facilities used for City Services. Typical improvements may include, but are not limited to, energy efficiency enhancements through equipment replacement, upgrades/repairs to heating/ventilation/air conditioning systems, upgrades/repairs to electrical systems, upgrades/repairs to fire suppression systems, roof repairs or replacement, and structural assessments and repairs. This work ensures the long-term preservation of the operational use of the facilities.

Program Expenditures	2020 Actuals	2021 Adopted	2022 Proposed
Asset Preserv_Sch 2 Facilities	3,947,483	3,393,000	2,348,000
Total	3,947,483	3,393,000	2,348,000

**FTE totals are provided for informational purposes only. Changes in FTEs resulting from City Council or Human Resources Director actions outside of the budget process may not be detailed here*

FAS - BC-FA-EXTPROJ - FAS Oversight-External Projects

Department of Finance and Administrative Services

The purpose of the FAS Oversight-External Projects Budget Summary Level is to provide a structure for debt financing projects, including information technology projects, for City departments that lack their own capital program.

Program Expenditures	2020 Actuals	2021 Adopted	2022 Proposed
FAS Oversight - External Proj	2,491,442	2,500,000	1,595,191
Total	2,491,442	2,500,000	1,595,191

**FTE totals are provided for informational purposes only. Changes in FTEs resulting from City Council or Human Resources Director actions outside of the budget process may not be detailed here*

FAS - BC-FA-FASPDs - FAS Project Delivery Services

The purpose of the FAS Project Delivery Services Budget Summary Level is to execute capital projects in general government facilities.

Program Expenditures	2020 Actuals	2021 Adopted	2022 Proposed
FAS Project Delivery Services	6,393,548	3,500,000	3,500,000
Total	6,393,548	3,500,000	3,500,000

**FTE totals are provided for informational purposes only. Changes in FTEs resulting from City Council or Human Resources Director actions outside of the budget process may not be detailed here*

FAS - BC-FA-GARDENREM - Garden of Remembrance

The purpose of the Garden of Remembrance Budget Summary Level is to provide City support for replacing components of the memorial located at the Benaroya Concert Hall.

Program Expenditures	2020 Actuals	2021 Adopted	2022 Proposed
Garden of Remembrance	29,218	30,065	30,937
Total	29,218	30,065	30,937

**FTE totals are provided for informational purposes only. Changes in FTEs resulting from City Council or Human Resources Director actions outside of the budget process may not be detailed here*

FAS - BC-FA-GOVTFAC - General Government Facilities - General

The purpose of the General Government Facilities - General Budget Summary Level is to execute capital projects in general government facilities.

Department of Finance and Administrative Services

Program Expenditures	2020 Actuals	2021 Adopted	2022 Proposed
General Govt Facilities	5,437,138	180,000	2,462,000
Total	5,437,138	180,000	2,462,000

**FTE totals are provided for informational purposes only. Changes in FTEs resulting from City Council or Human Resources Director actions outside of the budget process may not be detailed here*

FAS - BC-FA-NBFIRE - Neighborhood Fire Stations

The purpose of the Neighborhood Fire Stations Budget Summary Level is to replace and renovate fire stations and other emergency response facilities as part of the Fire Facilities and Emergency Response Levy program.

Program Expenditures	2020 Actuals	2021 Adopted	2022 Proposed
Neighborhood Fire Stations	3,425,627	3,723,378	4,180,624
Total	3,425,627	3,723,378	4,180,624

**FTE totals are provided for informational purposes only. Changes in FTEs resulting from City Council or Human Resources Director actions outside of the budget process may not be detailed here*

FAS - BC-FA-PRELIMENG - Preliminary Engineering

#N/A

Program Expenditures	2020 Actuals	2021 Adopted	2022 Proposed
Preliminary Engineering	26,049	-	-
Total	26,049	-	-

**FTE totals are provided for informational purposes only. Changes in FTEs resulting from City Council or Human Resources Director actions outside of the budget process may not be detailed here*

FAS - BC-FA-PSFACFIRE - Public Safety Facilities Fire

The purpose of the Public Safety Facilities - Fire Budget Summary Level is to renovate, expand, replace, or build fire facilities.

Program Expenditures	2020 Actuals	2021 Adopted	2022 Proposed
Public Safety Facilities_Fire	5,648,265	5,220,000	7,200,000
Total	5,648,265	5,220,000	7,200,000

Department of Finance and Administrative Services

**FTE totals are provided for informational purposes only. Changes in FTEs resulting from City Council or Human Resources Director actions outside of the budget process may not be detailed here*

FAS - BC-FA-PSFACPOL - Publ Safety Facilities Police

The purpose of the Public Safety Facilities - Police Budget Summary Level is to renovate, expand, replace, or build police facilities.

Program Expenditures	2020 Actuals	2021 Adopted	2022 Proposed
Publ Safety Facilities_Police	4,104,125	-	-
Total	4,104,125	-	-

**FTE totals are provided for informational purposes only. Changes in FTEs resulting from City Council or Human Resources Director actions outside of the budget process may not be detailed here*

FAS - BO-FA-BUDCENTR - Leadership and Administration

The purpose of the Leadership and Administration budget summary level is to provide executive, communications, financial, human resource, and business support and strategic planning and analysis to the department. This BSL also supports FAS Citywide, department-wide, and divisional indirect costs, as well as indirect costs related to paid time off and pooled benefits, to meet the City's standard indirect cost model.

Program Expenditures	2020 Actuals	2021 Adopted	2022 Proposed
Citywide Indirect Costs	7,767,079	7,115,341	8,165,955
Departmental Indirect Costs	5,864,398	8,457,006	8,748,558
Divisional Indirect Costs	6,331,792	6,757,270	7,425,581
Indirect Cost Recovery Offset	(19,962,391)	(22,329,617)	(24,285,283)
Paid Time Off	-	-	(1)
Pooled Benefits	-	-	9,544
Total	878	-	64,354
Full-time Equivalents Total*	47.00	47.00	73.00

**FTE totals are provided for informational purposes only. Changes in FTEs resulting from City Council or Human Resources Director actions outside of the budget process may not be detailed here*

The following information summarizes the programs in Leadership and Administration Budget Summary Level:

Citywide Indirect Costs

Department of Finance and Administrative Services

	2020	2021	2022
Expenditures/FTE	Actuals	Adopted	Proposed
Citywide Indirect Costs	7,767,079	7,115,341	8,165,955

Departmental Indirect Costs

	2020	2021	2022
Expenditures/FTE	Actuals	Adopted	Proposed
Departmental Indirect Costs	5,864,398	8,457,006	8,748,558
Full Time Equivalents Total	47.00	47.00	49.00

Divisional Indirect Costs

	2020	2021	2022
Expenditures/FTE	Actuals	Adopted	Proposed
Divisional Indirect Costs	6,331,792	6,757,270	7,425,581
Full Time Equivalents Total	-	-	24.00

Indirect Cost Recovery Offset

	2020	2021	2022
Expenditures/FTE	Actuals	Adopted	Proposed
Indirect Cost Recovery Offset	(19,962,391)	(22,329,617)	(24,285,283)

Paid Time Off

	2020	2021	2022
Expenditures/FTE	Actuals	Adopted	Proposed
Paid Time Off	-	-	(1)

Pooled Benefits

	2020	2021	2022
Expenditures/FTE	Actuals	Adopted	Proposed
Pooled Benefits	-	-	9,544

FAS - BO-FA-CDCM - Capital Dev and Const Mgmt

Department of Finance and Administrative Services

The purpose of the Capital Development and Construction Management Budget Summary Level is to provide staffing resources to plan and administer FAS's Capital Improvement Program. Costs are budgeted in FAS's capital project Budget Control Levels.

Program Expenditures	2020 Actuals	2021 Adopted	2022 Proposed
Capital Dev and Const Mgmt	-	-	-
Total	-	-	-
Full-time Equivalents Total*	27.00	27.00	26.00

**FTE totals are provided for informational purposes only. Changes in FTEs resulting from City Council or Human Resources Director actions outside of the budget process may not be detailed here*

FAS - BO-FA-CITYFINAN - City Finance

The purpose of the City Finance Division Budget Summary Level (BSL) is to oversee and provide technical support to the financial affairs of the City. This BSL performs a wide range of technical and operating functions, such as debt issuance and management, Citywide payroll processing, investments, risk management and payment processing services and support to the City Budget Office economic forecasting efforts. In addition, this BSL develops and implements a variety of City financial policies related to the City's revenues, accounting procedures, and risk mitigation. Finally, the BSL provides oversight and guidance to financial reporting, City retirement programs, and public corporations established by the City.

Program Expenditures	2020 Actuals	2021 Adopted	2022 Proposed
Business Systems	-	16,601,747	-
City Financial Management	2,076,733	1,766,245	1,784,120
Citywide Accounting Services	13,997,639	5,726,601	26,220,859
Revenue Administration	7,477,194	9,879,698	8,046,982
Risk Management Services	2,004,830	1,844,521	2,401,324
Treasury Services	5,147,350	5,585,057	5,686,862
Total	30,703,745	41,403,869	44,140,147
Full-time Equivalents Total*	122.50	134.50	135.50

**FTE totals are provided for informational purposes only. Changes in FTEs resulting from City Council or Human Resources Director actions outside of the budget process may not be detailed here*

The following information summarizes the programs in City Finance Budget Summary Level:

Business Systems

Expenditures/FTE	2020 Actuals	2021 Adopted	2022 Proposed
-------------------------	-------------------------	-------------------------	--------------------------

Department of Finance and Administrative Services

Business Systems	-	16,601,747	-
Full Time Equivalents Total	-	8.00	22.00

City Financial Management

	2020 Actuals	2021 Adopted	2022 Proposed
Expenditures/FTE			
City Financial Management	2,076,733	1,766,245	1,784,120
Full Time Equivalents Total	10.00	10.00	7.00

Citywide Accounting Services

	2020 Actuals	2021 Adopted	2022 Proposed
Expenditures/FTE			
Citywide Accounting Services	13,997,639	5,726,601	26,220,859
Full Time Equivalents Total	40.00	40.00	33.00

Revenue Administration

	2020 Actuals	2021 Adopted	2022 Proposed
Expenditures/FTE			
Revenue Administration	7,477,194	9,879,698	8,046,982
Full Time Equivalents Total	36.00	40.00	38.00

Risk Management Services

	2020 Actuals	2021 Adopted	2022 Proposed
Expenditures/FTE			
Risk Management Services	2,004,830	1,844,521	2,401,324
Full Time Equivalents Total	8.50	8.50	8.50

Treasury Services

	2020 Actuals	2021 Adopted	2022 Proposed
Expenditures/FTE			
Treasury Services	5,147,350	5,585,057	5,686,862
Full Time Equivalents Total	28.00	28.00	27.00

FAS - BO-FA-CITYSVCS - City Services

Department of Finance and Administrative Services

The purpose of the City Services Budget Summary Level is to provide accounting support to Finance General, small departments, and executive offices, as well as to the FAS Capital Improvement Program. This BSL also provides other FAS financial and policy support, including labor union policy analysis and support for the for-hire industry.

Program Expenditures	2020 Actuals	2021 Adopted	2022 Proposed
City Services	2,587,738	2,485,743	1,926,470
Total	2,587,738	2,485,743	1,926,470
Full-time Equivalents Total*	2.00	2.00	1.00

**FTE totals are provided for informational purposes only. Changes in FTEs resulting from City Council or Human Resources Director actions outside of the budget process may not be detailed here*

FAS - BO-FA-CJ000 - Judgment & Claims Claims

The purpose of the Claim Expenses Budget Summary Level is to pay pending or actual claims and related costs against City government, as authorized by Chapter 5.24 of the Seattle Municipal Code. The Claims Budget Summary Level is supported by the Judgment/Claims Fund of the General Fund.

Program Expenditures	2020 Actuals	2021 Adopted	2022 Proposed
GF Claims	2,514,689	1,792,109	1,792,109
Utility Claims Reimbursable	-	1,732,070	1,732,070
Total	2,514,689	3,524,179	3,524,179

**FTE totals are provided for informational purposes only. Changes in FTEs resulting from City Council or Human Resources Director actions outside of the budget process may not be detailed here*

The following information summarizes the programs in Judgment & Claims Claims Budget Summary Level:

GF Claims

Expenditures/FTE	2020 Actuals	2021 Adopted	2022 Proposed
GF Claims	2,514,689	1,792,109	1,792,109

Utility Claims Reimbursable

Expenditures/FTE	2020 Actuals	2021 Adopted	2022 Proposed
Utility Claims Reimbursable	-	1,732,070	1,732,070

Department of Finance and Administrative Services

FAS - BO-FA-CPCS - City Purchasing and Contracting Services

The purpose of the City Purchasing and Contracting Services Budget Summary Level is to conduct and administer all bids and contracts for public works and purchases (products, supplies, equipment, and services) on behalf of City departments.

Program Expenditures	2020 Actuals	2021 Adopted	2022 Proposed
Contracting Services	7,155,626	7,004,594	9,568,936
Purchasing Services	3,579,396	3,845,332	4,655,749
Total	10,735,022	10,849,926	14,224,685
Full-time Equivalents Total*	52.00	51.00	49.00

**FTE totals are provided for informational purposes only. Changes in FTEs resulting from City Council or Human Resources Director actions outside of the budget process may not be detailed here*

The following information summarizes the programs in City Purchasing and Contracting Services Budget Summary Level:

Contracting Services

Expenditures/FTE	2020 Actuals	2021 Adopted	2022 Proposed
Contracting Services	7,155,626	7,004,594	9,568,936
Full Time Equivalents Total	30.00	29.00	30.00

Purchasing Services

Expenditures/FTE	2020 Actuals	2021 Adopted	2022 Proposed
Purchasing Services	3,579,396	3,845,332	4,655,749
Full Time Equivalents Total	22.00	22.00	19.00

FAS - BO-FA-DEBTBIRF - Bond Interest and Redemption

The purpose of the Bond Interest and Redemption Budget Summary Level is to make certain debt service payments through the Bond Interest and Redemption Fund (BIRF).

Program Expenditures	2020 Actuals	2021 Adopted	2022 Proposed
Bond Interest and Redemption	-	1,965,571	2,470,782
Total	-	1,965,571	2,470,782

Department of Finance and Administrative Services

**FTE totals are provided for informational purposes only. Changes in FTEs resulting from City Council or Human Resources Director actions outside of the budget process may not be detailed here*

FAS - BO-FA-DEBTISS-L - Debt Issuance Cost - LTGO

The purpose of the Debt Issuance Costs - LTGO Budget Summary Level is to pay debt issuance costs related to Multipurpose Limited Tax General Obligation (LTGO) Debt Issuance.

Program Expenditures	2020 Actuals	2021 Adopted	2022 Proposed
LTGO Debt Issuance Cost	242,844	6,194,281	3,886,601
Total	242,844	6,194,281	3,886,601

**FTE totals are provided for informational purposes only. Changes in FTEs resulting from City Council or Human Resources Director actions outside of the budget process may not be detailed here*

FAS - BO-FA-DEBTUTGO - UTGO Debt Service

The purpose of the UTGO Debt Service Budget Summary Level is to create the legal appropriations to pay debt service on outstanding Unlimited Tax General Obligation (UTGO) Bonds.

Program Expenditures	2020 Actuals	2021 Adopted	2022 Proposed
UTGO Debt Service	-	22,764,200	16,312,800
Total	-	22,764,200	16,312,800

**FTE totals are provided for informational purposes only. Changes in FTEs resulting from City Council or Human Resources Director actions outside of the budget process may not be detailed here*

FAS - BO-FA-FACILITY - Facilities Services

The purpose of the Facilities Services Budget Summary Level is to manage most of the City's general government facilities, including the downtown civic campus, police precincts, fire stations, shops and yards, and several parking facilities. Functions include property management, environmental analysis, implementation of environmentally sustainable facility investments, facility maintenance and repair, janitorial services, security services, and event scheduling. The Facility Operations team is also responsible for warehouse, real estate, and mail services throughout the City. These functions promote well-managed, clean, safe, and highly efficient buildings and grounds that house City employees and serve the public.

Program Expenditures	2020 Actuals	2021 Adopted	2022 Proposed
Logistics and Emergency Management	-	9,905,004	11,046,597
Other Facilities Services	22,161,434	14,367,445	817,115

Department of Finance and Administrative Services

Real Estate Services	-	2,106,933	2,218,460
Space Rent	79,877,240	60,748,864	74,909,868
Total	102,038,675	87,128,246	88,992,040
Full-time Equivalents Total*	94.00	97.00	98.00

**FTE totals are provided for informational purposes only. Changes in FTEs resulting from City Council or Human Resources Director actions outside of the budget process may not be detailed here*

The following information summarizes the programs in Facilities Services Budget Summary Level:

Logistics and Emergency Management

	2020 Actuals	2021 Adopted	2022 Proposed
Expenditures/FTE			
Logistics and Emergency Management	-	9,905,004	11,046,597
Full Time Equivalents Total	-	-	45.00

Other Facilities Services

	2020 Actuals	2021 Adopted	2022 Proposed
Expenditures/FTE			
Other Facilities Services	22,161,434	14,367,445	817,115
Full Time Equivalents Total	21.00	23.00	1.00

Real Estate Services

	2020 Actuals	2021 Adopted	2022 Proposed
Expenditures/FTE			
Real Estate Services	-	2,106,933	2,218,460
Full Time Equivalents Total	-	-	9.00

Space Rent

	2020 Actuals	2021 Adopted	2022 Proposed
Expenditures/FTE			
Space Rent	79,877,240	60,748,864	74,909,868
Full Time Equivalents Total	73.00	74.00	43.00

FAS - BO-FA-FILELOC - FileLocal Agency

Department of Finance and Administrative Services

The purpose of the FileLocal Agency Budget Summary Level is to execute the City's response to the Washington Multi-City Business License and Tax Portal Agency Interlocal Agreement. The City of Seattle will be reimbursed by the agency for all costs.

Program Expenditures	2020 Actuals	2021 Adopted	2022 Proposed
FileLocal Agency Fund	437,501	365,395	444,339
Total	437,501	365,395	444,339
Full-time Equivalents Total*	2.50	2.50	2.50

**FTE totals are provided for informational purposes only. Changes in FTEs resulting from City Council or Human Resources Director actions outside of the budget process may not be detailed here*

FAS - BO-FA-FLEETCAP - Fleet Capital Program

The purpose of the Fleet Capital Program Budget Summary Level is to manage City of Seattle Fleet Replacement, including the purchase and disposal of vehicles owned by the Department of Finance and Administrative Services (FAS) and the administration of the Fleet Replacement Capital Reserve.

Program Expenditures	2020 Actuals	2021 Adopted	2022 Proposed
Fleet Capital Program	21,131,732	14,500,000	9,179,382
Total	21,131,732	14,500,000	9,179,382

**FTE totals are provided for informational purposes only. Changes in FTEs resulting from City Council or Human Resources Director actions outside of the budget process may not be detailed here*

FAS - BO-FA-FLEETS - Fleet Services

The purpose of the Fleet Services Budget Summary Level is to provide fleet vehicles to City departments, assess and implement environmental initiatives related to both the composition of the City's fleet and the fuels that power it, actively manage and maintain the fleet, procure and distribute fuel, and operate a centralized motor pool. The goal of these functions is to create and support an environmentally responsible and cost-effective Citywide fleet that helps all City departments carry out their work as efficiently as possible.

Program Expenditures	2020 Actuals	2021 Adopted	2022 Proposed
Motorpool	860,620	1,065,080	1,042,318
Vehicle Fueling	6,220,559	11,876,494	7,867,261
Vehicle Leasing	3,012,810	1,265,506	1,655,873
Vehicle Maintenance	28,014,395	27,364,577	29,700,714
Total	38,108,383	41,571,657	40,266,166
Full-time Equivalents Total*	130.00	130.00	126.00

Department of Finance and Administrative Services

**FTE totals are provided for informational purposes only. Changes in FTEs resulting from City Council or Human Resources Director actions outside of the budget process may not be detailed here*

The following information summarizes the programs in Fleet Services Budget Summary Level:

Motorpool

	2020	2021	2022
Expenditures/FTE	Actuals	Adopted	Proposed
Motorpool	860,620	1,065,080	1,042,318
Full Time Equivalents Total	-	-	3.00

Vehicle Fueling

	2020	2021	2022
Expenditures/FTE	Actuals	Adopted	Proposed
Vehicle Fueling	6,220,559	11,876,494	7,867,261
Full Time Equivalents Total	1.00	1.00	3.00

Vehicle Leasing

	2020	2021	2022
Expenditures/FTE	Actuals	Adopted	Proposed
Vehicle Leasing	3,012,810	1,265,506	1,655,873
Full Time Equivalents Total	14.00	14.00	6.00

Vehicle Maintenance

	2020	2021	2022
Expenditures/FTE	Actuals	Adopted	Proposed
Vehicle Maintenance	28,014,395	27,364,577	29,700,714
Full Time Equivalents Total	115.00	115.00	114.00

FAS - BO-FA-HSPDA - Historic Seattle PDA

The purpose of the Historic Seattle Budget Summary Level is to manage disbursement of resources to the Historic Seattle Preservation and Development Authority (PDA) to keep Historic Seattle buildings in a good working condition to serve the public. Projects include seismic retrofit improvements, and capital improvements and repairs to items such as roofing, floors, windows, plumbing, and elevators.

Department of Finance and Administrative Services

Program Expenditures	2020 Actuals	2021 Adopted	2022 Proposed
Historic Seattle PDA	-	-	1,800,000
Total	-	-	1,800,000

**FTE totals are provided for informational purposes only. Changes in FTEs resulting from City Council or Human Resources Director actions outside of the budget process may not be detailed here*

FAS - BO-FA-INDGTDEF - Indigent Defense Services

The purpose of the Indigent Defense Services Budget Summary Level is to secure legal defense services, as required by State law, for indigent people facing criminal charges in Seattle Municipal Court. Funding is also provided for a pilot program offering civil legal representation to indigent defendants.

Program Expenditures	2020 Actuals	2021 Adopted	2022 Proposed
Indigent Defense Services	8,439,881	9,606,474	9,606,474
Total	8,439,881	9,606,474	9,606,474

**FTE totals are provided for informational purposes only. Changes in FTEs resulting from City Council or Human Resources Director actions outside of the budget process may not be detailed here*

FAS - BO-FA-JAILSVCS - Jail Services

The purpose of the Jail Services Budget Summary Level is to provide for the booking, housing, transporting, and guarding of City inmates. The jail population, for which the City pays, are adults charged with or convicted of misdemeanor crimes alleged to have been committed within the Seattle city limits.

Program Expenditures	2020 Actuals	2021 Adopted	2022 Proposed
Jail Services	7,850,866	18,539,147	18,539,147
Total	7,850,866	18,539,147	18,539,147

**FTE totals are provided for informational purposes only. Changes in FTEs resulting from City Council or Human Resources Director actions outside of the budget process may not be detailed here*

FAS - BO-FA-JR000 - Judgment & Claims Litigation

The purpose of the Litigation Expenses Budget Summary Level is to pay anticipated, pending or actual judgments, claims payments, advance claims payments, and litigation expenses incurred while defending the City from judgments and claims. The Litigation Expenses Budget Summary Level is supported by the Judgment/Claims Fund of the General Fund.

Department of Finance and Administrative Services

Program Expenditures	2020 Actuals	2021 Adopted	2022 Proposed
GF Expenses	4,387,972	2,347,863	2,347,863
GF Judgments	5,220,533	14,439,019	14,439,019
Utility Expenses Reimbursable	232,547	2,468,932	2,468,932
Utility Judgments Reimbursable	-	3,580,747	3,580,747
Total	9,841,052	22,836,561	22,836,561

**FTE totals are provided for informational purposes only. Changes in FTEs resulting from City Council or Human Resources Director actions outside of the budget process may not be detailed here*

The following information summarizes the programs in Judgment & Claims Litigation Budget Summary Level:

GF Expenses

Expenditures/FTE	2020 Actuals	2021 Adopted	2022 Proposed
GF Expenses	4,387,972	2,347,863	2,347,863

GF Judgments

Expenditures/FTE	2020 Actuals	2021 Adopted	2022 Proposed
GF Judgments	5,220,533	14,439,019	14,439,019

Utility Expenses Reimbursable

Expenditures/FTE	2020 Actuals	2021 Adopted	2022 Proposed
Utility Expenses Reimbursable	232,547	2,468,932	2,468,932

Utility Judgments Reimbursable

Expenditures/FTE	2020 Actuals	2021 Adopted	2022 Proposed
Utility Judgments Reimbursable	-	3,580,747	3,580,747

FAS - BO-FA-JR010 - Judgment & Claims General Legal

Department of Finance and Administrative Services

The purpose of the General Legal Expenses Budget Summary Level is to pay legal costs associated with litigation or potential litigation involving the City, where the City is a party or potential party in a legal action, or other special projects that need legal review. The General Legal Expenses Budget Summary Level is supported by the Judgment/Claims Fund of the General Fund.

Program Expenditures	2020 Actuals	2021 Adopted	2022 Proposed
GF General Legal	1,382	88,321	88,321
Total	1,382	88,321	88,321

**FTE totals are provided for informational purposes only. Changes in FTEs resulting from City Council or Human Resources Director actions outside of the budget process may not be detailed here*

FAS - BO-FA-JR020 - Judgment & Claims Police Action

The purpose of the Police Action Expenses Budget Summary Level is to pay pending or actual settlements and judgments against the City related to police action cases, or pay related costs to investigate and defend the City against claims and judgments related to police action cases. The Police Action Expenses Budget Summary Level is supported by the Judgment/Claims Fund of the General Fund.

Program Expenditures	2020 Actuals	2021 Adopted	2022 Proposed
GF Police Action	1,746,084	1,120,918	3,799,672
Total	1,746,084	1,120,918	3,799,672

**FTE totals are provided for informational purposes only. Changes in FTEs resulting from City Council or Human Resources Director actions outside of the budget process may not be detailed here*

FAS - BO-FA-OCS - Office of Constituent Services

The purpose of the Office of Constituent Services Budget Summary Level is to lead City departments to improve on consistently providing services that are easily accessible, responsive and fair. This includes assistance with a broad range of City services, such as transactions, information requests and complaint investigations. This BSL includes the City's Customer Service Bureau, the Neighborhood Payment and Information Service centers, Citywide public disclosure responsibilities and service-delivery analysts.

Program Expenditures	2020 Actuals	2021 Adopted	2022 Proposed
Office of Constituent Services	6,109,097	6,725,328	6,936,359
Total	6,109,097	6,725,328	6,936,359
Full-time Equivalents Total*	39.00	39.00	36.00

Department of Finance and Administrative Services

**FTE totals are provided for informational purposes only. Changes in FTEs resulting from City Council or Human Resources Director actions outside of the budget process may not be detailed here*

FAS - BO-FA-PPM - Pike Place Mkt

The purpose of the Pike Place Market Budget Summary Level is to manage disbursement of resources to the Pike Place Market Preservation and Development Authority (PDA) to keep Market buildings in a good working condition to serve the public. Projects include capital improvements to items such as roofing, floors, windows, plumbing, and elevator repairs."

Program Expenditures	2020 Actuals	2021 Adopted	2022 Proposed
Pike Place Mkt Waterfront Entr	-	6,000,000	6,000,000
Total	-	6,000,000	6,000,000

**FTE totals are provided for informational purposes only. Changes in FTEs resulting from City Council or Human Resources Director actions outside of the budget process may not be detailed here*

FAS - BO-FA-RCCP - Regulatory Compliance and Consumer Protection

The purpose of the Regulatory Compliance and Consumer Protection Budget Summary Level is to support City services and regulations that attempt to provide Seattle consumers with a fair and well-regulated marketplace. Expenditures from this BSL include support for taxicab inspections and licensing, the weights and measures inspection program, vehicle impound and consumer complaint investigation.

Program Expenditures	2020 Actuals	2021 Adopted	2022 Proposed
RCCP - ICMS System Work	134,859	-	102,230
Reg Compl & Consumr Protection	7,747,576	9,760,735	10,190,982
Total	7,882,436	9,760,735	10,293,213
Full-time Equivalents Total*	48.00	48.00	39.00

**FTE totals are provided for informational purposes only. Changes in FTEs resulting from City Council or Human Resources Director actions outside of the budget process may not be detailed here*

The following information summarizes the programs in Regulatory Compliance and Consumer Protection Budget Summary Level:

RCCP - ICMS System Work

Expenditures/FTE	2020 Actuals	2021 Adopted	2022 Proposed
-------------------------	-------------------------	-------------------------	--------------------------

Department of Finance and Administrative Services

RCCP - ICMS System Work	134,859	-	102,230
Full Time Equivalents Total	-	(1.00)	-

Reg Compl & Consumr Protection

	2020	2021	2022
Expenditures/FTE	Actuals	Adopted	Proposed
Reg Compl & Consumr Protection	7,747,576	9,760,735	10,190,982
Full Time Equivalents Total	48.00	49.00	39.00

FAS - BO-FA-SAS - Seattle Animal Shelter

The purpose of the Seattle Animal Shelter Budget Summary Level is to provide animal care, enforcement, and spay and neuter services in Seattle to control pet overpopulation and foster public safety. The shelter also provides volunteer and foster care programs which enables the citizens of Seattle to donate both time and resources and engage in activities which promote animal welfare in Seattle.

Program Expenditures	2020	2021	2022
	Actuals	Adopted	Proposed
Seattle Animal Shelter	6,100,495	6,610,002	7,019,468
Total	6,100,495	6,610,002	7,019,468
Full-time Equivalents Total*	42.00	40.00	38.00

**FTE totals are provided for informational purposes only. Changes in FTEs resulting from City Council or Human Resources Director actions outside of the budget process may not be detailed here*

FAS - BO-FA-TRNSTBNFT - Transit Benefit

The purpose of the Transit Benefit Budget Summary Level is to pay for the transit benefits offered to City employees. The Transit Benefit Fund receives payments from Finance General and fee supported departments to pay for reduced cost King County Metro and other regional transit passes and related administrative expenses.

Program Expenditures	2020	2021	2022
	Actuals	Adopted	Proposed
Employee Transit Benefits	2,061,197	4,996,000	5,601,000
Total	2,061,197	4,996,000	5,601,000

**FTE totals are provided for informational purposes only. Changes in FTEs resulting from City Council or Human Resources Director actions outside of the budget process may not be detailed here*

Department of Finance and Administrative Services

FAS - BO-FA-WATERFRNT - Central Waterfront Improvement Program Financial Support

The purpose of the Central Waterfront Improvement Program Financial Support Budget Summary Level is to provide resources to the City Finance Division for the development of funding mechanisms for the Central Waterfront Improvement Program. This BSL is funded by the Central Waterfront Improvement Fund (Fund 35900).

Program Expenditures	2020 Actuals	2021 Adopted	2022 Proposed
Central Waterfront Improvement	2,058,220	1,250,000	-
Total	2,058,220	1,250,000	-
Full-time Equivalents Total*	3.00	3.00	-

**FTE totals are provided for informational purposes only. Changes in FTEs resulting from City Council or Human Resources Director actions outside of the budget process may not be detailed here*

FAS - BO-FA-WHLCHR - Wheelchair Accessible Services

The purpose of the Wheelchair Accessible Services Budget Summary Level is to disburse monies collected on every taxi, for hire and Transportation Network Company (TNC) trip that originates in the city of Seattle. This BSL is funded by the Wheelchair Accessibility Disbursement Fund.

Program Expenditures	2020 Actuals	2021 Adopted	2022 Proposed
Wheelchair Accessible Svcs	789,434	1,099,641	1,213,808
Total	789,434	1,099,641	1,213,808
Full-time Equivalents Total*	1.00	2.00	2.00

**FTE totals are provided for informational purposes only. Changes in FTEs resulting from City Council or Human Resources Director actions outside of the budget process may not be detailed here*

Finance General

Ben Noble, Director

(206) 615-1962

<http://www.seattle.gov/financedepartment/>

Department Overview

Finance General is controlled by the City Budget Office and provides a mechanism for allocating General Fund and other central resources to reserve and bond redemption funds, City departments, and certain programs where the City Council, Mayor, or City Budget Office need additional oversight.

Budget Snapshot

	2020 Actuals	2021 Adopted	2022 Proposed
Department Support			
General Fund Support	222,520,452	325,990,485	247,607,475
Other Funding - Operating	55,945,006	89,644,809	192,112,509
Total Operations	278,465,458	415,635,294	439,719,984
Total Appropriations	278,465,458	415,635,294	439,719,984

Budget Overview

Finance General serves as a central repository for ongoing City costs; including General Fund contributions to the operations of City departments, debt service payments made from centrally-managed Funds and contributions to outside organizations. It also provides a mechanism to hold appropriations temporarily until the City determines the appropriate managing department; to execute complex transfers of funds; to act as a contingency reserve to respond to unpredictable situations; and, to cover costs that vary with economic conditions.

In the 2022 Budget, Finance General is the mechanism to transfer General Fund resources to the below departments:

- Seattle Public Library;
- Office of Labor Standards;
- Police Pension;
- Fire Pension;
- Finance and Administrative Services; and
- Information Technology;

Finance General

Incremental Budget Changes

Finance General

	Dollars	FTE
2021 Adopted Budget	415,635,294	-
Proposed Operating		
Participatory Budgeting Reserve	30,000,000	-
Rebuilding Fiscal Reserve Funds	25,000,000	-
Arena Payments	7,373,000	-
Green New Deal Reserve	6,491,539	-
Insurance Premium Cost Increase	2,441,000	-
Human Services Department Finance Support Reserve	600,000	-
Proposed Technical		
Removal of One-Time Items	(211,921,879)	-
Admissions Tax Revenue Directly to Arts Fund	(11,384,500)	-
Finance General Debt Service Adjustments	(1,747,097)	-
Citywide Adjustments for Standard Cost Changes	(1,080,287)	-
Language Premium General Fund Transfer	88,800	-
State Paid Family Medical Leave Reserve Increment	481,751	-
Transfer to FAS for Equitable Communities Initiative	1,000,000	-
Use of LTGO Fund Balance for Debt Service	-	-
Coronavirus Local Fiscal Recovery Revenue Replacement - FEMA Contingency	2,000,000	-
Update Recurring Reserve Amounts	2,831,325	-
Coronavirus Local Fiscal Recovery Revenue Replacement - Workforce Development	4,500,000	-
Restore General Fund Support to Library	5,097,000	-
Cash Transfer of 2022 Tax-Exempt Bond funds to IT Fund	13,076,000	-
Finance General Appropriations to Special Funds	149,238,038	-
Revenue Adjustments	-	-
Fund Balancing Entries	-	-
Total Incremental Changes	\$24,084,691	-
Total 2022 Proposed Budget	\$439,719,984	-

Description of Incremental Budget Changes

Proposed Operating

Participatory Budgeting Reserve

Expenditures	\$30,000,000
--------------	--------------

Finance General

The 2022 Budget includes ongoing funding for the participatory budgeting process. In 2021, the administration of the participatory budgeting process was shifted from the Department of Neighborhoods (DON) to the Office for Civil Rights (OCR). OCR's mission is to end structural racism and discrimination through accountable community relationships and anti-racist organizing, policy development, and civil rights enforcement. Also in 2021, positions were added to the Office for Civil Rights (OCR) to develop a Request for Proposal (RFP) to select an organization to run the participatory budgeting process. The 2021 Adopted Budget included \$28.3 million for Participatory Budgeting, and \$1.05 million was transferred to the Office for Civil Rights, with the remainder held in Finance General for one-time expenditures, such as executing the process, one-time investments selected through the process, and a potential evaluation of the process when complete. The 2022 Budget amount of \$30 million in Finance General is reserved for future allocations and is intended to be ongoing to support community-selected projects with ongoing costs.

Rebuilding Fiscal Reserve Funds

Expenditures	\$25,000,000
Revenues	\$25,000,000

This item begins the process of rebuilding the financial reserves in the Emergency Fund and the Revenue Stabilization Fund. In response to the pandemic, the City used reserves to continue essential services and to ensure that the City's response was scaled for the emergency at hand. Prior to the pandemic, at the beginning of 2020, the balance in the Emergency Fund was \$65 million and the Revenue Stabilization fund was \$57.7 million. In 2020, the City transferred \$14.7 million from the Emergency Fund and \$29 million from the Revenue Stabilization Fund to the General Fund. In 2021, the Adopted budget assumes that an additional \$13.4 million is transferred from the Emergency Fund, in addition to \$5.2 million of carryforward, for a total of \$18.6 million and \$25.7 million from the Revenue Stabilization Fund. The 2022 budget includes General Fund appropriation to begin re-building reserves, with a transfer of \$10 million into the Emergency Fund and \$15 million into the Revenue Stabilization Fund. This item also captures the revenues into the fiscal reserve funds as a result of these transfers.

Arena Payments

Expenditures	\$7,373,000
--------------	-------------

Starting in 2022, the City may need to make Rent Adjustment payments to the Arena for certain tax (Business and Occupation Tax, Sales Tax, Admissions Tax, Commercial Parking Tax, and Leasehold Excise Tax) and parking revenues generated at the Climate Pledge Arena that exceed specific revenue thresholds. For 2021 revenues that exceed the thresholds, the City will make one payment to the Arena due June 2022. For revenues generated in 2022 and subsequent years, the City's Operating Agreement with the Arena provides for two payments, should revenues exceed the thresholds: a Tenant Advance due in December of the current tax year and a Final Rent Adjustment due in June of the following year. There will likely be variance between the estimated payment amounts and the actual payments made to the arena, especially in the first years of making the payments. Adjustments to these early estimates will need to be made via supplemental budget request in the current year.

Payments made to Arena in 2022:

- 1) June 2022 Payment: 2021 Final Rent Adjustment Payment – based on 2021 revenues
- 2) December 2022 Payment: 2022 Tenant Advance Payment – based on 2022 Q1 & Q2 revenues

For simplicity of payment, rent adjustments will be directly budgeted in Finance General in the various Funds which received the revenue. This appropriation includes the 2021 Final Rent Adjustment Payment and the 2022 Tenant Advance Payment in the Arts Fund (Admissions Tax), the Transportation Fund (Commercial Parking Tax) and the General Fund (all other revenue streams).

Green New Deal Reserve

Expenditures	\$6,491,539
--------------	-------------

Finance General

This Green New Deal item funds a Green New Deal (GND) Reserve. The funding set aside here will prioritize efforts to achieve a just climate transition, making Seattle climate pollutant-free by 2030, helping communities most harmed by economic, racial, and environmental injustice. The GND Oversight Board will provide recommendations for key priorities, and the internal GND interdepartmental team (IDT) and Mayor's Office will develop and submit a spending plan for subsequent legislation.

Insurance Premium Cost Increase

Expenditures	\$2,441,000
--------------	-------------

This item increases appropriations by \$2,441,000 to Finance General for increased insurance premium costs due to a tightening insurance market and increased coverage. This amount is equal to the 2021 revised budget for insurance premiums. If costs continue to rise, additional budget may be needed in a 2022 supplemental request.

Human Services Department Finance Support Reserve

Expenditures	\$600,000
--------------	-----------

This item is a reserve for finance support to the Human Services Department. The Human Services Department budget has grown dramatically in recent years and additional support is needed to ensure that the department is complying with Federal Grants requirements and City standards for accounting, budgeting and procurement processes.

Proposed Technical

Removal of One-Time Items

Expenditures	\$(211,921,879)
Revenues	\$(320,345,238)

This technical modification removes one-time revenues, expenditures and fund balancing entries from the 2022 baseline budget for Finance General.

Admissions Tax Revenue Directly to Arts Fund

Expenditures	\$(11,384,500)
--------------	----------------

Prior to 2022, appropriations were made out of Finance General in the General Fund to transfer Admission Tax receipts to the Arts and Culture Fund. This budget reduction is in recognition that the Admissions Tax revenues will begin being deposited directly into the Arts and Culture Fund (12400) in 2022 instead of passing through the General Fund.

Finance General Debt Service Adjustments

Expenditures	\$(1,747,097)
--------------	---------------

This is a technical change request to true up debt service payments for Finance General in the Cumulative Reserve Subfund, the Real Estate Excise Tax Funds, the General Fund and the Short-Term Rental Tax Fund. These are technical adjustments to budget the precise amount of debt service, which is only known after bond issuance.

Citywide Adjustments for Standard Cost Changes

Expenditures	\$(1,080,287)
--------------	---------------

Citywide technical adjustments made in the baseline phase reflect changes to internal services costs, including rates from the Department of Finance & Administrative Services, Seattle Information Technology Department, Seattle Department of Human Resources, and for Judgement and Claims, healthcare, retirement and industrial insurance

Finance General

charges for the department. These adjustments reflect initial assumptions about these costs and inflators early in the budget process.

Language Premium General Fund Transfer

Expenditures \$88,800

This item increases ongoing appropriation authority for language services stipends. Per the Coalition of City Unions collective bargaining agreement, City employees who are multilingual and provide language services, such as interpretation and translation, to communicate with clients and/or other employees in business-related situations are now eligible for a monthly language premium stipend. The amounts in the 2022 budget are estimates based on the eligible employees from 2021. The amounts in Finance General are appropriations in the General Fund to transfer resources in support of employees in the Seattle Public Library and the Office of Labor Standards, which do not spend funds directly out of the General Fund.

State Paid Family Medical Leave Reserve Increment

Expenditures \$481,751

Prior to 2022, there was \$2 million of reserves for City Paid Parental Leave benefits appropriated in Finance General, in addition to a \$4.48 million below the line reserve held in the General Fund, for a total of \$6.48 million. The below the line reserve was being held pending agreement with the City Unions on the synchronization of the City leave benefits with the State Paid Family Medical Leave benefit. This agreement has been reached and so the below the line reserve is being formally appropriated in the budget. Costs that the City bears in relation to the State Paid Family Medical Leave and Paid Parental Leave are primarily for back-fill staffing costs in departments when employees are on extended leave. Prior to 2022, these funds were requested by and allocated to departments in the fourth quarter or third quarter supplemental amendment once back-fill costs in departments could be accurately projected for the current year. The largest back-fill needs have been in the public safety departments, so the 2022 Budget includes \$2 million of this reserve in each of the Seattle Fire Department Budget and the Seattle Police Department Budget, accounting for \$4 million of the \$6.48 million reserve. The Finance General portion in 2022 is the remaining \$2.48 million for all other departments, which consists of the existing \$2 million appropriation and this \$481,751 increment. If these funds are not needed in a given year, the appropriation in Finance General will lapse.

Transfer to FAS for Equitable Communities Initiative

Expenditures \$1,000,000

This item increases appropriations in Finance General in order to transfer monies to the Finance and Administrative Services Fund (50300) to provide technical assistance to WMBE firms to do business with the City and support construction apprenticeship training and retention of Black and Indigenous People of Color community (BIPOC) apprentices and workers.

For more detail see the Equitable Communities Initiative item in the Department of Finance and Administrative Services section of the budget book.

Use of LTGO Fund Balance for Debt Service

Expenditures -

This is a one year technical adjustment to use remaining fund balance in completed bond funds to pay for debt service that was paid for by General Fund resources.

Coronavirus Local Fiscal Recovery Revenue Replacement - FEMA Contingency

Expenditures \$2,000,000

Finance General

This item reserves \$2 million of Coronavirus Local Fiscal Recovery (CLFR) Funding for a General Fund revenue replacement, if needed, pending departmental spending activity on pandemic emergency response and recovery efforts. In the 2022 Budget, full FEMA reimbursement is assumed for certain activities within the Department of Finance and Administrative Services and their Fund (50300). However, if the actual spending includes ineligible items, or new work is required which is not covered under current FEMA categories, this funding will be used as revenue replacement for the General Fund, which will then need to be appropriated to transfer to the Finance and Administrative Services Fund (50300). Currently, there is no mechanism to get General Fund to the Finance and Administrative Services Fund and additional Council action would need to be taken to get appropriations. If the contingency is not needed, this reserve could be repurposed for other things, which would also require subsequent Council action.

This item is part of a package of CLFR-funded or CLFR-enabled items comprising Seattle Rescue Plan 3 (SRP3). See the Seattle Rescue Plan section of this 2022 Budget Book for more on SRP3.

Update Recurring Reserve Amounts

Expenditures	\$2,831,325
--------------	-------------

The Finance General department pays a variety of recurring costs on behalf of the City each year, related to General Fund payments for election costs, fire hydrant maintenance, street lighting, debt service and other contracts. This item includes baseline budget changes to these recurring reserve amounts to maintain the same level of service.

Coronavirus Local Fiscal Recovery Revenue Replacement - Workforce Development

Expenditures	\$4,500,000
Revenues	\$4,500,000

This item appropriates funds out of the Coronavirus Local Fiscal Recovery (CLFR) Fund (14000) for revenue replacement into the General Fund. The revenue replacement into the General Fund is supporting several departmental Workforce Development initiatives which are ineligible for the CLFR funds directly, but which may be funded using General Fund. These items include:

- \$500,000 for Priority Hire in FAS;
- \$1,000,000 for Green Energy Apprenticeships in the Office of Sustainability and Environment;
- \$1,500,000 for Creative Industry and Artist Relief in Arts;
- \$500,000 for Maritime and Manufacturing Strategies in OED;
- \$750,000 for Housing Providers Certification Program in OH;
- \$250,000 for Immigrant Refugee Work Readiness Program in OIRA.

This item is part of a set of workforce development programming enabled by CLFR funds, and is part of Seattle Rescue Plan 3 (SRP3). The workforce development programming seeks to create strong pathways to middle wage jobs and more wealth-generating businesses in industries that will thrive in the future. Investments in economic inclusion will help Seattle recover from the pandemic and position our local economy for continued equitable growth.

The departments receiving workforce development allocations enabled by CLFR funds are: ARTS, FAS, OED, OH, OIRA, and OSE. See the Seattle Rescue Plan section of this 2022 Budget Book for more on SRP3.

Restore General Fund Support to Library

Expenditures	\$5,097,000
--------------	-------------

This item restores most of the General Fund transfers to the Seattle Public Library which were reduced in 2020 and 2021 as both cost-saving measures and unneeded funding due to reduced operating hours. The full restoration cost

Finance General

is \$5.8 million, but in 2022 SPL will use \$700,000 of fund balance in 10410 Fund in lieu of General Fund transfers.

Cash Transfer of 2022 Tax-Exempt Bond funds to IT Fund

Expenditures	\$13,076,000
--------------	--------------

This is technical appropriation that is required to transfer 2022 bond proceeds into the Information Technology fund for the Criminal Justice Information Systems (MC-IT-C6304) project. The project expenditures are appropriated in the Information Technology fund.

Finance General Appropriations to Special Funds

Expenditures	\$149,238,038
--------------	---------------

The item includes adjustments needed to maintain sufficient appropriation to execute needed General Fund transfers to the Finance and Administrative Services Fund, Information Technology Fund, Library Fund, Office of Labor Standards Fund, Police Relief and Pension Fund and the Firefighters Pension Fund, as well as transfers from the Payroll Tax Fund to the General Fund.

Revenue Adjustments

Revenues	\$510,674,987
----------	---------------

This is a technical adjustment to align revenues with forecast revenues for the 2022 Budget. Revenue updates in Finance General include many different Funds; the General Fund, Sweetened Beverage Tax Fund, Short-Term Rental Tax Fund, Payroll Tax Fund, Real Estate Excise Tax Funds, Bond Funds, Cumulative Reserve Subfund - Unrestricted, Payroll Tax Fund and the Coronavirus Local Fiscal Recovery Fund.

Fund Balancing Entries

Revenues	\$32,954,564
----------	--------------

This is a technical item to record a fund balancing entry for the General Fund, Payroll Tax Fund, Sweetened Beverage Tax Fund, Short-Term Rental Tax Fund, Emergency Fund and Revenue Stabilization Fund, which are multi-departmental Funds without a primary custodian department.

Finance General

Expenditure Overview

Appropriations	2020 Actuals	2021 Adopted	2022 Proposed
FG - BO-FG-2QA00 - Appropriation to Special Funds			
00100 - General Fund	169,058,919	192,479,526	172,775,440
00164 - Unrestricted Cumulative Reserve Fund	7,000,749	3,031,892	1,216,470
00166 - Revenue Stabilization Fund	29,030,000	25,700,000	-
10102 - Emergency Fund	14,676,627	47,050,000	-
12200 - Short-Term Rental Tax Fund	2,006,419	2,010,719	2,008,577
14000 - Coronavirus Local Fiscal Recovery Fund	-	-	6,500,000
14500 - Payroll Expense Tax	-	-	148,727,090
30010 - REET I Capital Fund	2,911,386	2,930,373	1,919,194
30020 - REET II Capital Fund	319,825	5,321,825	5,318,450
35200 - 2008 Multipurpose LTGO Bond Fund	-	-	36,933
35400 - 2010 Multipurpose LTGO Bond Fund	-	-	72,164
35500 - 2011 Multipurpose LTGO Bond Fund	-	-	142,824
35700 - 2013 Multipurpose LTGO Bond Fund	-	-	90,176
35710 - 2013 LTGO Series B Taxable	-	-	42,545
36210 - 2015 Taxable LTGO Bond Fund	-	-	4,915
36310 - 2016 LTGO Taxable Bond Fund	-	-	23,517
36900 - 2022 Multipurpose LTGO Bond Fund	-	-	13,076,000
37000 - Garage Disposition Proceeds	-	-	397,115
Total for BSL: BO-FG-2QA00	225,003,924	278,524,335	352,351,411
FG - BO-FG-2QD00 - General Purpose			
00100 - General Fund	53,461,533	133,510,959	74,832,035
12400 - Arts and Culture Fund	-	-	5,842,000
13000 - Transportation Fund	-	-	203,000
14500 - Payroll Expense Tax	-	-	6,491,539
19900 - Transportation Benefit District Fund	-	3,600,000	-
Total for BSL: BO-FG-2QD00	53,461,533	137,110,959	87,368,574
Department Total	278,465,458	415,635,294	439,719,984

** FTE totals are provided for informational purposes only. Changes in FTEs resulting from City Council or Human Resources Director actions outside of the budget process may not be detailed here*

Finance General

Budget Summary by Fund Finance General

	2020 Actuals	2021 Adopted	2022 Proposed
00100 - General Fund	222,520,452	325,990,485	247,607,475
00164 - Unrestricted Cumulative Reserve Fund	7,000,749	3,031,892	1,216,470
00166 - Revenue Stabilization Fund	29,030,000	25,700,000	-
10102 - Emergency Fund	14,676,627	47,050,000	-
12200 - Short-Term Rental Tax Fund	2,006,419	2,010,719	2,008,577
12400 - Arts and Culture Fund	-	-	5,842,000
13000 - Transportation Fund	-	-	203,000
14000 - Coronavirus Local Fiscal Recovery Fund	-	-	6,500,000
14500 - Payroll Expense Tax	-	-	155,218,629
19900 - Transportation Benefit District Fund	-	3,600,000	-
30010 - REET I Capital Fund	2,911,386	2,930,373	1,919,194
30020 - REET II Capital Fund	319,825	5,321,825	5,318,450
35200 - 2008 Multipurpose LTGO Bond Fund	-	-	36,933
35400 - 2010 Multipurpose LTGO Bond Fund	-	-	72,164
35500 - 2011 Multipurpose LTGO Bond Fund	-	-	142,824
35700 - 2013 Multipurpose LTGO Bond Fund	-	-	90,176
35710 - 2013 LTGO Series B Taxable	-	-	42,545
36210 - 2015 Taxable LTGO Bond Fund	-	-	4,915
36310 - 2016 LTGO Taxable Bond Fund	-	-	23,517
36900 - 2022 Multipurpose LTGO Bond Fund	-	-	13,076,000
37000 - Garage Disposition Proceeds	-	-	397,115
Budget Totals for FG	278,465,458	415,635,294	439,719,984

Finance General

Revenue Overview

2022 Estimated Revenues

Account Code	Account Name	2020 Actuals	2021 Adopted	2022 Proposed
311000	Property Taxes	-	2,699,546	-
311010	Real & Personal Property Taxes	275,124,105	285,749,629	302,351,540
311020	Sale Of Tax Title Property	481	-	-
313010	Sales & Use Tax-Local Share	280,626,177	255,313,116	280,294,540
313030	Sales & Use Tax-Brkrd Nat Gas	1,131,158	1,296,343	1,137,242
313040	Sales & Use Tax-Crim Justice	25,239,943	18,637,086	23,922,033
314010	Payroll Expense Tax	-	214,283,518	-
316000	B&O Taxes	-	7,230,620	-
316010	B&O Tax	307,712,235	256,338,929	318,791,863
316020	B&O Tax-Admissions Rev	1,804,746	5,457,085	-
316070	B&O Tax-Gas Utility	9,029,809	9,854,724	10,456,714
316080	B&O Tax-Garbage Utility	1,731,622	1,500,000	1,500,000
316100	B&O Tax-Cable Tv Utility	11,854,350	13,231,506	12,436,805
316110	B&O Tax-Telephone/Graph Util	14,351,638	15,393,255	12,207,150
316120	B&O Tax-Steam Utility	1,197,509	1,160,220	1,219,649
316130	B&O Tax-Electric Utility	57,787,070	53,615,662	56,175,230
316140	B&O Tax-Water Utility	34,013,482	32,791,929	35,990,487
316150	B&O Tax-Sewer Utility	36,623,932	59,797,084	62,530,104
316160	B&O Tax-Solid Waste Utility	30,708,666	21,019,751	23,407,773
316170	B&O Tax-Drainage Utility	18,054,102	-	-
316180	B&O Tax-Trans Fee-In City	(2,774,112)	1,750,000	2,248,328
316190	B&O Tax-Trans Fee-Out City	-	4,233,022	4,233,022
317040	Leasehold Excise Tax Rev	5,731,253	5,105,913	6,440,916
317060	Gambling Excise Tax Rev	274,294	260,000	350,000
318030	Business & Occup Tax Penalties	3,247,522	-	-
318040	Business & Occup Tax Interest	402,317	-	-
318050	Admission Tx Penalties & Inter	11,424	-	-
318070	Utility Tx Penalties & Int	9,481	-	-
318110	Firearms & Ammunition Tax	157,078	85,000	85,000
318210	Heating Oil Tax	-	(89,425)	780,575
318310	Transportation Network Co Tax	-	5,022,448	9,113,051
321100	Bus Lic&Perm-Business Gen	15,654,858	15,089,826	18,047,543
322040	Nonbus Lic&Perm-Comm Park	-	2,260,000	-
322170	Nonbus Lic&Perm-Truck Overload	-	260,000	-

Finance General

322220	Nonbus Lic&Perm-Strmwtr Sewer	12,000	-	-
322260	Nonbus Lic&Perm-Meter Hood Fee	-	4,500,000	-
331110	Direct Fed Grants	-	-	1,410,750
335010	Marijuana Enforcement	1,388,446	1,350,000	1,350,000
335030	Vessel Registration Fees	128,942	125,000	125,000
335070	Criminal Justice Hi Crm	2,635,713	2,000,000	2,000,000
335080	Criminal Justice Pop	1,589,709	1,200,000	1,200,000
335090	Criminal Justice Dcd #1	1,054,008	800,000	800,000
335120	Rev Sharing Dui-Cities	138,495	100,000	100,000
335140	Liquor Excise Tax	5,929,197	4,000,000	4,000,000
335150	Liquor Board Profits	5,998,551	5,950,000	5,950,000
337080	Other Private Contrib & Dons	100,141	-	-
341900	General Government-Other Rev	1,212,830	1,435,000	565,449
348170	Isf-ltd Alloc Rev	2,936,258	-	-
350190	Nsf Check Fees	1,682	-	-
360010	Investment Interest	-	-	91,125
360020	Inv Earn-Residual Cash	-	2,124,561	2,124,561
360130	Interest On Contracts/Notes Re	390,350	375,000	225,000
360180	Penalties-Spec Assessments	36,699	-	-
360290	Parking Fees	-	24,719,186	-
360900	Miscellaneous Revs-Other Rev	2,855	889,425	971,071
397010	Operating Transfers In	47,305,180	72,750,000	152,227,090
Total Revenues for: 00100 - General Fund		1,200,566,196	1,411,664,958	1,356,859,614
400000	Use of/Contribution to Fund Balance	-	22,163,398	10,548,744
Total Resources for:00100 - General Fund		1,200,566,196	1,433,828,356	1,367,408,358
318100	Sweetened Beverage Tax	15,673,970	20,771,875	22,291,640
318120	Sweet Bev Tax Penalty and Int	20,266	-	-
397010	Operating Transfers In	17,193,689	-	-
Total Revenues for: 00155 - Sweetened Beverage Tax Fund		32,887,925	20,771,875	22,291,640
400000	Use of/Contribution to Fund Balance	-	(15,323)	(354,714)
Total Resources for:00155 - Sweetened Beverage Tax Fund		32,887,925	20,756,552	21,936,926
360010	Investment Interest	-	(1,150,000)	-
360020	Inv Earn-Residual Cash	-	2,200,000	1,400,000
360290	Parking Fees	-	150,000	-
395010	Sales Of Land & Buildings	-	2,515,000	-

Finance General

Total Revenues for: 00164 - Unrestricted Cumulative Reserve Fund		-	3,715,000	1,400,000
400000	Use of/Contribution to Fund Balance	-	(446,430)	11,854,020
Total Resources for:00164 - Unrestricted Cumulative Reserve Fund		-	3,268,570	13,254,020
397010	Operating Transfers In	3,007,478	1	15,000,001
Total Revenues for: 00166 - Revenue Stabilization Fund		3,007,478	1	15,000,001
400000	Use of/Contribution to Fund Balance	-	25,700,000	(15,000,001)
Total Resources for:00166 - Revenue Stabilization Fund		3,007,478	25,700,001	-
360210	Oth Interest Earnings	649	-	-
397010	Operating Transfers In	1,922,482	-	(23,687,000)
397100	Intrafund Revenues	-	33,687,000	33,687,000
Total Revenues for: 10102 - Emergency Fund		1,923,131	33,687,000	10,000,000
400000	Use of/Contribution to Fund Balance	-	47,050,000	(10,000,000)
Total Resources for:10102 - Emergency Fund		1,923,131	80,737,000	-
317090	Short Term Rental Tax	6,319,405	5,775,000	9,807,381
397010	Operating Transfers In	1,631,201	-	-
Total Revenues for: 12200 - Short-Term Rental Tax Fund		7,950,606	5,775,000	9,807,381
400000	Use of/Contribution to Fund Balance	-	(1,229,356)	580,831
Total Resources for:12200 - Short-Term Rental Tax Fund		7,950,606	4,545,644	10,388,212
331110	Direct Fed Grants	-	-	116,170,814
Total Revenues for: 14000 - Coronavirus Local Fiscal Recovery Fund		-	-	116,170,814
400000	Use of/Contribution to Fund Balance	-	-	530,814
Total Resources for:14000 - Coronavirus Local Fiscal Recovery Fund		-	-	116,701,628
314010	Payroll Expense Tax	-	-	234,627,311
Total Revenues for: 14500 - Payroll Expense Tax		-	-	234,627,311
317030	Trans Ben Dist Vehicle Fees	-	3,600,000	-
Total Revenues for: 19900 - Transportation		-	3,600,000	-

Finance General

Benefit District Fund

360000	Miscellaneous Revs	-	1,965,571	1,965,571
Total Revenues for: 20130 - LTGO Bond Interest and Redemption Fund		-	1,965,571	1,965,571

311010	Real & Personal Property Taxes	-	22,764,200	22,764,200
Total Revenues for: 20140 - UTGO Bond Interest Redemption Fund		-	22,764,200	22,764,200

317010	Real Estate Excise Tax Reet #1	40,144,200	32,679,761	40,246,035
318080	Other Taxes Penalties & Int	1,996	-	-
Total Revenues for: 30010 - REET I Capital Fund		40,146,196	32,679,761	40,246,035

400000	Use of/Contribution to Fund Balance	-	9,498,573	13,122,438
Total Resources for:30010 - REET I Capital Fund		40,146,196	42,178,334	53,368,473

317020	Real Estate Excise Tax Reet #2	40,144,200	32,679,761	40,246,035
318080	Other Taxes Penalties & Int	1,996	-	-
Total Revenues for: 30020 - REET II Capital Fund		40,146,196	32,679,761	40,246,035

400000	Use of/Contribution to Fund Balance	-	933,095	17,823,372
Total Resources for:30020 - REET II Capital Fund		40,146,196	33,612,856	58,069,407

400000	Use of/Contribution to Fund Balance	-	-	36,933
Total Resources for:35200 - 2008 Multipurpose LTGO Bond Fund		-	-	36,933

400000	Use of/Contribution to Fund Balance	-	-	72,164
Total Resources for:35400 - 2010 Multipurpose LTGO Bond Fund		-	-	72,164

400000	Use of/Contribution to Fund Balance	-	-	142,824
Total Resources for:35500 - 2011 Multipurpose LTGO Bond Fund		-	-	142,824

400000	Use of/Contribution to Fund Balance	-	-	90,176
Total Resources for:35700 - 2013 Multipurpose LTGO Bond Fund		-	-	90,176

400000	Use of/Contribution to Fund	-	-	42,545
--------	-----------------------------	---	---	--------

Finance General

Balance			
Total Resources for:35710 - 2013 LTGO Series B Taxable	-	-	42,545
400000 Use of/Contribution to Fund Balance	-	-	4,915
Total Resources for:36210 - 2015 Taxable LTGO Bond Fund	-	-	4,915
400000 Use of/Contribution to Fund Balance	-	-	23,517
Total Resources for:36310 - 2016 LTGO Taxable Bond Fund	-	-	23,517
400000 Use of/Contribution to Fund Balance	-	-	157,440
Total Resources for:36500 - 2018 Multipurpose LTGO Bond Fund	-	-	157,440
391010 G.O.Bond Proceeds	-	61,899,481	-
Total Revenues for: 36800 - 2021 Multipurpose LTGO Bond Fund	-	61,899,481	-
400000 Use of/Contribution to Fund Balance	-	(8,083,000)	-
Total Resources for:36800 - 2021 Multipurpose LTGO Bond Fund	-	53,816,481	-
391010 G.O.Bond Proceeds	-	122,837,800	-
Total Revenues for: 36810 - 2021 West Seattle Bridge Repair LTGO Bond Fund	-	122,837,800	-
400000 Use of/Contribution to Fund Balance	-	(70,000,000)	2,881,431
Total Resources for:36810 - 2021 West Seattle Bridge Repair LTGO Bond Fund	-	52,837,800	2,881,431
391010 G.O.Bond Proceeds	-	-	102,925,363
Total Revenues for: 36900 - 2022 Multipurpose LTGO Bond Fund	-	-	102,925,363
391010 G.O.Bond Proceeds	-	-	25,137,150
Total Revenues for: 36910 - 2022 LTGO Taxable Bond Fund	-	-	25,137,150
400000 Use of/Contribution to Fund Balance	-	-	397,115
Total Resources for:37000 - Garage Disposition Proceeds	-	-	397,115
Total FG Resources	1,326,627,729	1,779,611,365	2,032,395,679

Finance General

Appropriations by Budget Summary Level and Program

FG - BO-FG-2QA00 - Appropriation to Special Funds

The purpose of the Appropriation to Special Funds Budget Summary Level is to appropriate General Fund and other centrally managed resources, several of which are based upon the performance of certain City revenues, to bond redemption or special purpose funds. These appropriations are implemented as operating transfers to the funds or accounts they support.

Program Expenditures	2020 Actuals	2021 Adopted	2022 Proposed
Appropriation to Special Funds	225,003,924	278,524,335	352,351,411
Total	225,003,924	278,524,335	352,351,411

**FTE totals are provided for informational purposes only. Changes in FTEs resulting from City Council or Human Resources Director actions outside of the budget process may not be detailed here*

FG - BO-FG-2QD00 - General Purpose

The purpose of the General Purpose Budget Summary Level is to provide appropriation authority to those programs for which there is no single appropriate managing department, or for which there is Council and/or Mayor desire for additional budget oversight.

Program Expenditures	2020 Actuals	2021 Adopted	2022 Proposed
General Purpose	-	137,110,959	87,368,574
Reserves	53,461,533	-	-
Total	53,461,533	137,110,959	87,368,574

**FTE totals are provided for informational purposes only. Changes in FTEs resulting from City Council or Human Resources Director actions outside of the budget process may not be detailed here*

The following information summarizes the programs in General Purpose Budget Summary Level:

General Purpose

The purpose of the General Purpose Budget Program is to provide appropriation authority to those programs for which there is no single appropriate managing department, or for which there is Council and/or Mayor desire for additional budget oversight.

Expenditures/FTE	2020 Actuals	2021 Adopted	2022 Proposed
General Purpose	-	137,110,959	87,368,574

Reserves

Finance General

	2020 Actuals	2021 Adopted	2022 Proposed
Expenditures/FTE			
Reserves	53,461,533	-	-

Seattle Department of Human Resources

Kimberly Loving, Interim Director

(206) 684-7999

<http://www.seattle.gov/personnel/>

Department Overview

The Seattle Department of Human Resources (SDHR) is responsible for centrally setting the strategic direction for human resources services: identifying, hiring, and retaining the City's dynamic, diverse workforce, as well as developing and administering a compensation and benefits program to create a quality employee experience. SDHR also provides core human resources (HR) support services to all City employees. SDHR operations:

- create greater HR accountability and collaboration citywide so that consistent, cost-effective services are provided to all employees;
- provide full-service HR to 20 supported departments;
- manage the evolving HR alignment strategic plan;
- ensure a culture of respect and dignity for all employees;
- develop consistent policies, improved services, and programs that enhance the workforce;
- develop proactive workforce equity through our Workforce Equity Strategic Action Plan; and
- provide executive recruitment and succession planning services.

SDHR establishes Citywide personnel rules; offers strategic consultative assistance to departments, policymakers and employees; and ensures department staff and managers receive information and resources required to meet business needs and legal requirements such as leave administration.

The **Director's Office** establishes Citywide personnel rules; offers strategic consultative assistance to departments, policymakers and employees; provides internal fiscal management and budget development; and spearheads Citywide programs and efforts such as the Human Resources Strategic Plan and the Workforce Equity Initiative.

Citywide Shared Administrative Services administers Citywide quality and cost-effective employee benefits, including health care and workers' compensation; provides Citywide safety, classification/compensation and Workforce Analytics & Reporting services; manages the City's voluntary deferred compensation plan; and handles absence management.

Citywide Workforce Equity leads the Workforce Equity Strategic Plan and proactively addresses policies, processes, and practices that advance the City's ability to maintain consistent and equitable treatment of employees Citywide. Partners include the Office for Civil Rights and the community to end racial disparities and create fair and equitable City career pathways.

Citywide Labor Relations develops and implements labor relations strategies in collaboration with labor management teams across the City and develops training in coordination with HR systems administration and operations, while bargaining the impacts of management strategy and philosophy with labor partners.

Citywide Service Delivery and Talent Acquisition provides HR support to executive offices; strategic alignment with department HR leaders and staff; and talent engagement, selection, and staffing accountability for equitable outcomes.

Citywide HR Planning and Innovation is the strategy by which the Citywide HR workplan is developed by the multi-departmental Human Resources Leadership Team (HRLT) and focuses on projects intended to improve HR practices, standardize HR processes, implement Citywide HR programs, and update policies to meet workforce and business needs.

Seattle Department of Human Resources

Citywide Human Resources Investigations Unit responds to and thoroughly investigates employee allegations of harassment, discrimination, retaliation and harassment-related misconduct in a manner that reflects an acknowledgement of the historical limitations of the employment law.

Personnel Compensation Trust Funds

The Seattle Department of Human Resources (SDHR) administers five Personnel Compensation Trust Funds related to employee benefits. These funds are managed through Citywide contractual obligations on behalf of employees and City departments. The administering department collects funds from other City departments, which are then paid out to various insurance companies, service providers, and individuals.

Health Care Fund: contains the revenues and expenses related to the City's medical, dental, and vision insurance programs; Flexible Spending Account program; Employee Assistance Program; COBRA continuation coverage; and other healthcare-related items. The City is self-insured for both the Aetna and Kaiser medical plans, the vision plan, and one dental plan and carries insurance for the remaining dental plan.

Fire Fighters Health Care Fund: was created to track fire fighter employee contributions previously held within the larger Health Care Fund. Fire fighter premium collections are distributed directly to the trust that provides fire fighters' healthcare.

Industrial Insurance Fund: captures the revenues and expenditures associated with the City's Workers' Compensation and Safety programs. Since 1972, the City of Seattle has been a self-insured employer as authorized under state law. The Industrial Insurance Fund receives payments from City departments to pay for these costs and related administrative expenses. Overall costs include fees levied by the Washington State Department of Labor and Industries, reinsurance premiums, and administrative costs to manage the program.

Unemployment Insurance Fund: contains the revenues and expenditures associated with the City's unemployment benefit and administration costs. The City is a self-insured employer with respect to unemployment insurance.

Group Term Life Insurance Fund: contains the revenues and expenses related to the City's group term life insurance, long-term disability insurance, and accidental death and dismemberment insurance plans.

Budget Snapshot

	2020 Actuals	2021 Adopted	2022 Proposed
Department Support			
General Fund Support	20,847,241	22,610,314	23,434,455
Other Funding - Operating	290,345,701	313,010,646	347,374,509
Total Operations	311,192,942	335,620,960	370,808,964
Total Appropriations	311,192,942	335,620,960	370,808,964
 Full-Time Equivalents Total*	 114.50	 111.50	 115.00

* FTE totals are provided for informational purposes only. Changes in FTEs resulting from City Council or Human Resources Director actions outside of the budget process may not be detailed here.

Seattle Department of Human Resources

Budget Overview

The Seattle Department of Human Resources (SDHR) strives for a consistent, equitable employee experience at the City so that employees can do their best work. SDHR supports employee resources such as benefits & professional development and department services such as employee relations & job classifications. SDHR provides full human resources (HR) services to most small- and medium-sized departments, while the City's larger departments employ their own HR staff. This structure has created the potential for varying levels of HR services and employee experiences across the City. The 2020 Adopted Budget highlighted the work of SDHR to continue to align the City's HR practices, creating strategic changes in workplace culture that would lead to the deepest impacts on workforce equity. However, the City experienced significant revenue losses in 2021 due to COVID-19 and the resulting public health and economics crises, and the 2021 Adopted Budget reduced SDHR's appropriation across various programs.

The 2022 Proposed Budget for SDHR reinstates some of these previously-reduced programs and responds to emerging issues across the City, particularly related to economic recovery and Race and Social Justice (RSJ) issues. The budget includes increased appropriation and 3.5 FTE over several divisions, including:

City Leadership Academy

The City Leadership Academy (CLA) is a nine-month development program for City of Seattle employees who want to expand their leadership skills, create change, and model racial equity, social justice, and inclusion. The CLA is a key strategy in creating a safe and inclusive workplace, as well as providing pathways for advancement for City personnel. The 2020 Proposed Budget included an on-going position and associated funding for this program, but these items were not included by the City Council in the 2020 Adopted Budget. Without those resources, the program was discontinued. The 2022 Proposed Budget includes a permanent position and operational budget authority to reinstate the program and ensure it continues to equip leaders with the skills to lead change, develop an inclusive culture, and collaborate across departments. The CLA is partially funded by \$5,000 departmental sponsorships per employee accepted into the program.

Career Quest Scholarships and Mentoring

The Career Quest program has a proven track record of providing opportunities for employees, particularly female and persons of color, to learn new skills by matching them with career coaches who help them to identify and plan career goals and access career development workshops that directly increase their performance and productivity. Prior to 2019, SDHR maintained a \$150,000 Career Quest scholarship fund that provided City employees with funding for college and professional courses that support their career mobility and benefit City business. The 2019 Adopted Budget eliminated the fund to preserve core HR services while reducing expenses, and the 2022 Proposed Budget restores the fund. The budget also includes funding to purchase mentorship-tracking software to align, enhance, and bring-to-scale the City of Seattle's numerous mentorship programs.

Executive Recruitment

SDHR supports citywide talent acquisition, but currently has limited resources for recruiting executive positions. Historically, directors are either directly appointed or selected with the assistance of a third-party recruiter, and an executive search advisor within SDHR manages the recruiter contracts, leaving departments to pay all direct hiring costs. The 2022 Proposed Budget includes two temporary positions to pilot a new Executive Recruitment business unit for two years that will provide robust, efficient, and RSJ-centered recruitment services.

Vaccine Verification

In August 2021, the Mayor announced a requirement for all City of Seattle executive branch employees to be fully vaccinated against COVID-19 as a condition of employment. The 2022 Proposed Budget allocates Coronavirus Local Fiscal Recovery (CLFR) funds to SDHR as part of Seattle Rescue Plan 3 (SRP3) to hire personnel and manage a vendor contract for HIPAA-compliant software that will track and verify employee COVID-19 vaccination, exemption, and testing status in partnership with the Seattle Information Technology Department. See the Seattle Rescue Plan section of this 2022 Budget Book for more on SRP3.

Fire and Police Exams

The Fire and Police Exams business unit develops and administers merit-based, entry-level, and promotional exams under the direction of the Public Safety Civil Service Commission and on behalf of the Seattle

Seattle Department of Human Resources

Police Department (SPD) and Seattle Fire Department (SFD). The 2017 Police Accountability Ordinance states that an SPD applicant who has completed two or more years of service in the Peace Corps, AmeriCorps, or other verified equivalent work experience or community service may be entitled to have 10 percent credit added to their examination score. This change is intended to increase the hiring competitiveness of those candidates who have experience working in community service roles and have developed skills that may ultimately help SPD better serve the diverse Seattle community. The 2022 Proposed Budget adds a half-time permanent position to support implementation and administration of the community service preference points program. The budget also increases the unit's baseline budget to support higher exam administration costs.

Other 2022 Proposed Budget Items

Several additional baseline and operational adjustments are included in the proposed budget, which:

- align the personnel budget with actual costs in the Labor Relations business unit;
- increase the department's policy development and management capacity;
- convert a temporary healthcare advisor in the Health Care Fund to a permanent position;
- cover higher costs from vendors that provide employee learning and development courses; and
- adjust appropriation for changes to central costs including internal services, health care, retirement, and workers' compensation charges.

Finally, the 2022 Proposed Budget includes net-zero technical adjustments for simplification and alignment of SDHR's budget. These adjustments reallocate funds within budget programs to facilitate SDHR's complex indirect cost recovery.

Personnel Compensation Trust Funds

The following provides a summary of each of the five individual funds that comprise the Personnel Compensation Trust Funds and are administered by SDHR.

Health Care Fund: Total City health care costs including medical, dental, and vision care are expected to reach \$302 million in 2022. Claims growth in 2022 is expected to be around 6.0%, but with possible volatility month to month as patients seek care that was foregone in 2020 and 2021, but also possible continued suppression in response to COVID-19. The 2022 Proposed Budget assumes an estimate of 11,844 regular and 350 benefits-eligible temporary employees enrolled in healthcare.

Fire Fighters Health Care Fund: Firefighter payments remain level at \$2.0 million in the 2022 Proposed Budget.

Industrial Insurance Fund: The 2022 Proposed Budget assumes expenditures in the Industrial Insurance Fund (IIF) of \$36 million, an increase of approximately 52%, with the majority of growth due to shifting liabilities from other funds to the IIF. Removing the effect of these, total rates have increased by 19.4%, most of which is being collected via pooled costs to offset losses in 2020 and maintain the State-mandated reserve in line with the increased liability of the Fund. The remaining increase is due to projected increases in medical claims, time-loss claims, and administrative costs, the majority of which is due to increased costs for assessments of self-insured employers performed by Washington State Department of Labor and Industries.

Unemployment Insurance Fund: The 2022 Proposed Budget for unemployment expenses is reduced from the 2021 Adopted Budget, which assumed an elevated number of unemployment claims due to potential COVID-19 related layoffs. Due to a variety of management responses and federal aid, no upsurge occurred. The 2022 Proposed Budget assumes a return to trend based on actual expenditures.

Group Term Life Fund: Total costs in the fund are expected to remain at 2021 levels of approximately \$6.6 million in 2022. The City underwent a bid process with carriers in 2019 and 2020, which led to reductions in rates for these employee insurance plans. The reductions mainly affect the premium costs of employees, as they pay the majority of the total cost. The reduction does, however, allow the City to keep its expected costs unchanged in 2022.

Seattle Department of Human Resources

Incremental Budget Changes

Seattle Department of Human Resources

	Dollars	FTE
2021 Adopted Budget	335,620,960	111.50
Baseline		
Reverse 2021 One-time Budget Items	(1,014,511)	-
Citywide Adjustments for Standard Cost Changes	255,963	-
Baseline Adjustments for Personnel Costs	235,037	-
Align Strategic Advisor Labor Unit Budget	151,881	-
Increase Budget to Cover Higher Vendor Fees	77,000	-
Increase Fire and Police Exams Budget	70,000	-
Proposed Operating		
Add Position to Support Community Service Preference Points	62,153	0.50
Increase Policy Management Capacity	151,701	1.00
Convert Temporary Health Advocacy Advisor to Permanent	162,746	1.00
Health Care Fund Budget Authority for Health Advocacy Advisor	162,746	-
Reinstate the City Leadership Academy Program	249,239	1.00
Executive Recruitment Unit Addition	247,931	-
Restore Career Quest Scholarships and Implement Central Mentorship Tracking	175,000	-
Employee Vaccine Verification System	450,000	-
Proposed Technical		
2022 Health Care Fund Expenditure Adjustment	26,311,779	-
2022 Industrial Insurance Expenditure Adjustment	9,665,323	-
2022 Unemployment Insurance Revenue and Expenditure Adjustments	(2,225,984)	-
Move Budget from Temporary Placeholder to Official Project	-	-
Budget-neutral Balancing for June Submittal	-	-
Budget-neutral Alignment	-	-
Redistribute Program-level Annual Wage Increase	-	-
Redistribute Program-level Changes	-	-
Central Cost Manual and Revenue Alignment	-	-
Assign Program Changes to Project	-	-
September Indirect Cost Balancing	-	-
Total Incremental Changes	\$35,188,004	3.50
Total 2022 Proposed Budget	\$370,808,964	115.00

Seattle Department of Human Resources

Description of Incremental Budget Changes

Baseline

Reverse 2021 One-time Budget Items

Expenditures \$(1,014,511)

This item reverses one-time budget authority from 2021. \$738,000 was added in the 2021 Adopted Budget to track the transfer of Seattle Department of Human Resources fund balance, held in the General Fund, to the Department of Finance & Administrative Services (FAS). This amount was used for the continued development of the Human Resources Information System (HRIS) replacement project. The remaining \$276,511 was used for the salary and benefits for temporary positions related to the HRIS replacement project that ended in 2021 with the transfer of primary project management to FAS.

Citywide Adjustments for Standard Cost Changes

Expenditures \$255,963

Citywide technical adjustments made in the baseline phase reflect changes to internal services costs, including rates from the Department of Finance & Administrative Services, Seattle Information Technology Department, Seattle Department of Human Resources, and for healthcare, retirement and industrial insurance charges for the department. These adjustments reflect initial assumptions about these costs and inflators early in the budget process.

Baseline Adjustments for Personnel Costs

Expenditures \$235,037

This centrally administered change adjusts appropriations to restore the annual wage increase for non-represented Executives, Managers and Strategic Advisors, which was forgone in 2021 due to financial constraints.

Align Strategic Advisor Labor Unit Budget

Expenditures \$151,881

This item increases ongoing appropriation authority by \$18,925 to the Seattle Department of Human Resources (SDHR) Business Operations Unit and by \$132,896 to SDHR's Labor Relations Unit to cover a gap between the budget and actual costs for salaries and benefits. The current midpoint Strategic Advisor 3 wage, on which the budget is based, is 12% less than the competitive rate at which SDHR has been able to hire labor negotiator positions.

Increase Budget to Cover Higher Vendor Fees

Expenditures \$77,000

This item increases ongoing appropriation authority by \$65,000 to the Seattle Department of Human Resources (SDHR) Learning & Development Unit and by \$12,000 to SDHR's Compensation and Classification Unit to cover increased vendor costs. Respectively, the budget covers increased costs for LinkedIn Learning (formerly Lynda.com), a citywide platform that provides City employees unlimited access to over 16,000 online professional development and learning courses, and for salary survey technical data subscriptions.

Increase Fire and Police Exams Budget

Expenditures \$70,000

This item increases ongoing appropriation authority by \$70,000 to the Seattle Department of Human Resources Fire

Seattle Department of Human Resources

and Police Exams Unit due to higher costs in the second year, 2022, of the public safety civil service exams administration cycle.

Proposed Operating

Add Position to Support Community Service Preference Points

Expenditures	\$62,153
Position Allocation	0.50

This item increases ongoing appropriation authority by \$62,153 and adds a 0.5 FTE Personnel Analyst Assistant position to the Seattle Department of Human Resources (SDHR) Fire and Police Exams Unit to support implementation and administration of the community service preference points program for police position applicants. The 2017 Police Accountability Ordinance 125315 states the following: "An applicant for an Seattle Police Department (SPD) position who has completed service in the Peace Corps, AmeriCorps, or other verified equivalent work experience or community service of two years or more may be entitled to have 10 percent credit added to the examination score." The complex verification process requires this additional resource to administer fairly and consistently for all applicants.

Increase Policy Management Capacity

Expenditures	\$151,701
Position Allocation	1.00

This item increases ongoing appropriation authority by \$151,701 and adds a 1.0 FTE Strategic Advisor 1 position to the Seattle Department of Human Resources (SDHR) Business Operations Unit to manage various emerging policy issues within SDHR. These policy issues will include, but are not limited to, emergency response coordination, logistics, and continuity of operations functions for which SDHR is responsible.

Convert Temporary Health Advocacy Advisor to Permanent

Expenditures	\$162,746
Revenues	\$162,746
Position Allocation	1.00

This item converts a 1.0 FTE Strategic Advisor 1 Health Advocacy Advisor term-limited temporary (TLT) position, ending in December 2021, to a 1.0 FTE permanent pocket beginning in January 2022. The costs for this position will be covered by the Health Care Fund (see following proposal).

Health Care Fund Budget Authority for Health Advocacy Advisor

Expenditures	\$162,746
--------------	-----------

This item increases ongoing budget authority to the Health Care Fund for increased administrative and personnel costs. The previous proposal converts a 1.0 FTE Strategic Advisor 1 Health Advocacy Advisor temporary position, ending in December 2021, to a 1.0 FTE permanent pocket beginning in January 2022, and this item increases the fund budget to cover the costs associated with this change.

Reinstate the City Leadership Academy Program

Expenditures	\$249,239
Revenues	\$85,000
Position Allocation	1.00

This item increases ongoing appropriation authority by \$249,239 and adds a 1.0 FTE Strategic Advisor 1 position to

Seattle Department of Human Resources

the Seattle Department of Human Resources (SDHR) Learning & Development Unit to reinstate the City Leadership Academy (CLA) program. The new position will act as permanent CLA program coordinator. The program is partially funded by participant fees.

Executive Recruitment Unit Addition

Expenditures	\$247,931
--------------	-----------

This item increases appropriation authority by \$247,931 to the Seattle Department of Human Resources (SDHR) to pilot a new Executive Recruitment business unit. This unit will be staffed with an existing 1.0 FTE Executive Recruitment Advisor, as well as two temporary positions: a Strategic Advisor 1 and a Personnel Analyst. This unit will provide comprehensive full-cycle executive recruitment service that accurately identifies job requirements; maximizes the generation of diverse, robust, and qualified applicant pools; effectively and equitably assesses candidates; and ensures a transparent process that produces a hire in which all stakeholders have confidence. This unit will also establish a standard practice for executive recruitment, reduce time to fill executive positions, and improve the quality and diversity of hires. The cost impact is expected to be a budget-neutral shift from third-party vendor to SDHR services.

Restore Career Quest Scholarships and Implement Central Mentorship Tracking

Expenditures	\$175,000
--------------	-----------

This item increases ongoing appropriation authority by \$175,000 to the Seattle Department of Human Resources (SDHR) Workforce Equity Unit. \$150,000 will be used to reinstate Career Quest scholarships for City employees, and \$25,000 will be used to purchase and maintain software to align, enhance, and bring to scale the City of Seattle's 7+ mentorship programs. Career Quest scholarships have a proven track record of providing opportunities for employees, particularly female and persons of color, to learn new skills, directly increasing their performance and productivity.

Employee Vaccine Verification System

Expenditures	\$450,000
--------------	-----------

This item increases one-time appropriation authority by \$450,000 to the Seattle Department of Human Resources for employee vaccine verification system and implementation, including contracting with a software provider and hiring temporary staff for contract management and change management. This item is part of a package of Coronavirus Local Fiscal Recovery (CLFR) funded or CLFR-enabled items comprising Seattle Rescue Plan 3 (SRP3). See the Seattle Rescue Plan section of this 2022 Budget Book for more on SRP3.

Proposed Technical

2022 Health Care Fund Expenditure Adjustment

Expenditures	\$26,311,779
Revenues	\$26,474,524

This adjustment to the health care fund reflects a trend rate of 6% in 2022. The City's total health care enrollment is expected to have only a slight increase (0.5%) in 2022 compared to the 2021 Adopted Budget.

2022 Industrial Insurance Expenditure Adjustment

Expenditures	\$9,665,323
Revenues	\$(133,261)

This item adjusts expenditures in the Industrial Insurance Fund to reflect 2022 expected amounts.

Seattle Department of Human Resources

2022 Unemployment Insurance Revenue and Expenditure Adjustments

Expenditures	\$(2,225,984)
Revenues	\$(2,225,984)

This item adjusts expenditures, revenues, and use of fund balance in the Unemployment Insurance Fund to reflect 2022 expected amounts.

Move Budget from Temporary Placeholder to Official Project

Expenditures	-
--------------	---

The central budget system, Questica, created a temporary placeholder project to track resources for the new Human Resources Investigation Unit. The final approved project was set up in the City's PeopleSoft financial system using a different naming convention. For a short time, both the placeholder and final project were available in Questica and some budget entries were inadvertently posted to the placeholder project. This budget-neutral item consolidates the entire budget in the Questica final project.

Budget-neutral Balancing for June Submittal

Expenditures	-
--------------	---

This item distributes program-level central cost changes to the appropriate detail projects and balances indirect cost distribution between Seattle Department of Human Resources Budget Service Levels.

Budget-neutral Alignment

Expenditures	-
--------------	---

The central budget system, Questica, allows for changes at the program level. This budget-neutral item realigns budget at the program level to improve the Seattle Department of Human Resources' ability to characterize, develop, and monitor its budget.

Redistribute Program-level Annual Wage Increase

Expenditures	-
--------------	---

This net-zero technical adjustment redistributes program-level central cost changes to the detail projects.

Redistribute Program-level Changes

Expenditures	-
--------------	---

This item redistributes City Budget Office entries made at the budget program level to the detail project level and balances central costs to the 2021 Adopted Central Cost Manual through budget-neutral entries.

Central Cost Manual and Revenue Alignment

Revenues	\$3,194,304
----------	-------------

This item updates interdepartmental and outside revenues to match the Central Cost Manual allocations and estimates and reverses a duplicate revenue entry.

Assign Program Changes to Project

Expenditures	-
--------------	---

Seattle Department of Human Resources

This net-zero technical adjustment reassigns program-level central changes to detail projects and moves an autogenerated Questica entry to the correct project.

September Indirect Cost Balancing

Expenditures	-
--------------	---

This net-zero technical adjustment distributes indirect project costs in accordance with the City's standard complex indirect cost allocation methodology.

Seattle Department of Human Resources

Expenditure Overview

	2020 Actuals	2021 Adopted	2022 Proposed
Appropriations			
SDHR - BO-HR-GTL - GTL/LTD/AD&D Insurance Service			
10113 - Group Term Life Fund	6,453,489	6,663,381	6,663,381
Total for BSL: BO-HR-GTL	6,453,489	6,663,381	6,663,381
SDHR - BO-HR-HEALTH - Health Care Services			
10112 - Health Care Fund	256,668,862	275,670,290	302,144,814
63100 - Fire Fighters Healthcare Fund	1,696,358	2,000,000	2,000,000
Total for BSL: BO-HR-HEALTH	258,365,220	277,670,290	304,144,814
SDHR - BO-HR-INDINS - Industrial Insurance Services			
10110 - Industrial Insurance Fund	23,467,010	23,940,991	33,606,314
Total for BSL: BO-HR-INDINS	23,467,010	23,940,991	33,606,314
SDHR - BO-HR-N5000 - Leadership and Administration			
00100 - General Fund	59,133	738,000	-
14000 - Coronavirus Local Fiscal Recovery Fund	-	-	450,000
Total for BSL: BO-HR-N5000	59,133	738,000	450,000
SDHR - BO-HR-N6000 - HR Services			
00100 - General Fund	20,788,109	21,872,314	23,434,455
Total for BSL: BO-HR-N6000	20,788,109	21,872,314	23,434,455
SDHR - BO-HR-UNEMP - Unemployment Services			
10111 - Unemployment Insurance Fund	2,059,982	4,735,984	2,510,000
Total for BSL: BO-HR-UNEMP	2,059,982	4,735,984	2,510,000
Department Total	311,192,942	335,620,960	370,808,964
Department Full-Time Equivalents Total*	114.50	111.50	115.00

* FTE totals are provided for informational purposes only. Changes in FTEs resulting from City Council or Human Resources Director actions outside of the budget process may not be detailed here.

Seattle Department of Human Resources

Budget Summary by Fund Seattle Department of Human Resources

	2020 Actuals	2021 Adopted	2022 Proposed
00100 - General Fund	20,847,241	22,610,314	23,434,455
10110 - Industrial Insurance Fund	23,467,010	23,940,991	33,606,314
10111 - Unemployment Insurance Fund	2,059,982	4,735,984	2,510,000
10112 - Health Care Fund	256,668,862	275,670,290	302,144,814
10113 - Group Term Life Fund	6,453,489	6,663,381	6,663,381
14000 - Coronavirus Local Fiscal Recovery Fund	-	-	450,000
63100 - Fire Fighters Healthcare Fund	1,696,358	2,000,000	2,000,000
Budget Totals for SDHR	311,192,942	335,620,960	370,808,964

Seattle Department of Human Resources

Revenue Overview

2022 Estimated Revenues

Account Code	Account Name	2020 Actuals	2021 Adopted	2022 Proposed
331110	Direct Fed Grants	118,860	-	-
341190	Personnel Service Fees	21,708,478	18,979,140	22,876,994
360900	Miscellaneous Revs-Other Rev	544,773	1,120,242	664,438
Total Revenues for: 00100 - General Fund		22,372,112	20,099,382	23,541,432
360710	Wc Contrib-Medical Claims	11,380,546	14,475,866	22,295,158
360720	Wc Contrib-Pension Payouts	-	500,000	1,400,000
360730	Wc Contrib-Pooled Adm Costs	8,831,863	8,831,864	12,421,156
Total Revenues for: 10110 - Industrial Insurance Fund		20,212,409	23,807,730	36,116,314
400000	Use of/Contribution to Fund Balance	-	133,261	(2,510,000)
Total Resources for: 10110 - Industrial Insurance Fund		20,212,409	23,940,991	33,606,314
360740	Unemployment Comp Contri	2,616,662	4,705,984	1,977,419
Total Revenues for: 10111 - Unemployment Insurance Fund		2,616,662	4,705,984	1,977,419
400000	Use of/Contribution to Fund Balance	-	30,000	532,581
Total Resources for: 10111 - Unemployment Insurance Fund		2,616,662	4,735,984	2,510,000
360020	Inv Earn-Residual Cash	1,974,733	1,680,000	2,097,748
360370	Insurance Prens & Recoveries	5,363,769	4,293,300	5,697,902
360520	Health Care Ins Contrib-Employ	35,840,935	39,455,652	36,381,995
360530	Dental Premiums-Employee	1,977,071	-	1,996,341
360770	Health Care Premiums-Employ	221,357,971	229,467,457	254,261,180
360900	Miscellaneous Revs-Other Rev	1,201,246	773,881	1,277,459
Total Revenues for: 10112 - Health Care Fund		267,715,724	275,670,290	301,712,624
400000	Use of/Contribution to Fund Balance	-	-	432,190
Total Resources for: 10112 - Health Care Fund		267,715,724	275,670,290	302,144,814
360020	Inv Earn-Residual Cash	-	17,597	17,597
360470	Emplyee Grp Trm Life Contribut	3,585,519	3,572,427	3,572,427
360480	Grp Trm Life Insur Employr	515,984	550,105	550,105
360500	L/T Disabil Insur Employee Con	2,162,904	2,269,004	2,269,004
360510	L/T Disabil Insur Employer Con	216,834	254,248	254,248
Total Revenues for: 10113 - Group Term Life Fund		6,481,241	6,663,381	6,663,381
360710	Wc Contrib-Medical Claims	1,797	-	-
Total Revenues for: 13000 - Transportation Fund		1,797	-	-
360520	Health Care Ins Contrib-Employ	1,708,271	2,000,000	2,000,000
Total Revenues for: 63100 - Fire Fighters Healthcare Fund		1,708,271	2,000,000	2,000,000
Total SDHR Resources		321,108,216	333,110,027	370,465,941

Seattle Department of Human Resources

Appropriations by Budget Summary Level and Program

SDHR - BO-HR-GTL - GTL/LTD/AD&D Insurance Service

The purpose of the Group Term Life Budget Summary Level is to provide appropriation authority for the City's group term life insurance, long-term disability insurance, and accidental death and dismemberment insurance.

Program Expenditures	2020 Actuals	2021 Adopted	2022 Proposed
GTL/LTD/AD&D Insurance	6,453,489	6,663,381	6,663,381
Total	6,453,489	6,663,381	6,663,381

**FTE totals are provided for informational purposes only. Changes in FTEs resulting from City Council or Human Resources Director actions outside of the budget process may not be detailed here.*

SDHR - BO-HR-HEALTH - Health Care Services

The purpose of the Health Care Budget Summary Level is to provide for the City's medical, dental, and vision insurance programs; the Flexible Spending Account; the Employee Assistance Program; and COBRA continuation coverage costs.

Program Expenditures	2020 Actuals	2021 Adopted	2022 Proposed
Health Care Services	258,365,220	277,670,290	304,144,814
Total	258,365,220	277,670,290	304,144,814

**FTE totals are provided for informational purposes only. Changes in FTEs resulting from City Council or Human Resources Director actions outside of the budget process may not be detailed here.*

SDHR - BO-HR-INDINS - Industrial Insurance Services

The purpose of the Industrial Insurance Budget Summary Level is to provide for medical, wage replacement, pension, and disability claims related to occupational injuries and illnesses, occupational medical monitoring, workplace safety programs, and related expenses.

Program Expenditures	2020 Actuals	2021 Adopted	2022 Proposed
Industrial Insurance Services	23,467,010	23,940,991	33,606,314
Total	23,467,010	23,940,991	33,606,314

**FTE totals are provided for informational purposes only. Changes in FTEs resulting from City Council or Human Resources Director actions outside of the budget process may not be detailed here.*

Seattle Department of Human Resources

SDHR - BO-HR-N5000 - Leadership and Administration

The purpose of the Leadership and Administration Budget Summary Level is to establish Citywide personnel rules and policies; provide consultative assistance to employees, departments, and policymakers; and lead Citywide programs and initiatives with the underlying objective of workforce equity. This Budget Summary Level also provides services that support City and SDHR department management, including financial and accounting services.

Program Expenditures	2020 Actuals	2021 Adopted	2022 Proposed
Citywide Indirect Costs	2,656,248	2,794,864	3,023,885
Departmental Indirect Costs	3,698,723	4,006,738	3,560,376
Divisional Indirect Costs	4,666,922	4,900,729	4,837,130
Indirect Cost Recovery	(10,875,290)	(13,094,886)	(13,278,185)
Pooled Benefits	(87,471)	2,130,555	2,306,795
Total	59,133	738,000	450,000
Full-time Equivalents Total*	35.00	32.00	33.00

**FTE totals are provided for informational purposes only. Changes in FTEs resulting from City Council or Human Resources Director actions outside of the budget process may not be detailed here.*

The following information summarizes the programs in Leadership and Administration Budget Summary Level:

Citywide Indirect Costs

Expenditures/FTE	2020 Actuals	2021 Adopted	2022 Proposed
Citywide Indirect Costs	2,656,248	2,794,864	3,023,885

Departmental Indirect Costs

Expenditures/FTE	2020 Actuals	2021 Adopted	2022 Proposed
Departmental Indirect Costs	3,698,723	4,006,738	3,560,376
Full Time Equivalents Total	17.00	16.00	17.00

Divisional Indirect Costs

Expenditures/FTE	2020 Actuals	2021 Adopted	2022 Proposed
Divisional Indirect Costs	4,666,922	4,900,729	4,837,130
Full Time Equivalents Total	18.00	16.00	16.00

Indirect Cost Recovery

Expenditures/FTE	2020 Actuals	2021 Adopted	2022 Proposed
Indirect Cost Recovery	(10,875,290)	(13,094,886)	(13,278,185)

Seattle Department of Human Resources

Pooled Benefits

	2020	2021	2022
Expenditures/FTE	Actuals	Adopted	Proposed
Pooled Benefits	(87,471)	2,130,555	2,306,795

SDHR - BO-HR-N6000 - HR Services

The purpose of the HR Services Budget Summary Level is to provide Citywide strategic and technical human resources support while incorporating workforce equity strategies. This BSL administers employee benefits including health care and workers' compensation, the voluntary deferred compensation plan, and absence management; provides recruitment and staffing services; delivers employee training and development services; and negotiates and implements collective bargaining agreements. Other functions include safety, compensation/classification, supported employment programs, and Citywide human resources information management services.

Program Expenditures	2020	2021	2022
	Actuals	Adopted	Proposed
HR Investigations	1,121,028	1,343,833	1,327,716
HR Service Delivery	1,530,573	1,767,510	1,762,392
HR Shared/Admin Services	8,498,903	8,310,447	8,546,713
HR Work Force Equity	3,010,282	3,311,497	3,562,994
Labor Relations	2,455,202	2,481,521	2,638,803
Recruit Retent	2,187,533	2,335,130	2,789,095
Training/Org Effectiveness	1,984,588	2,322,377	2,806,742
Total	20,788,109	21,872,314	23,434,455
Full-time Equivalents Total*	79.50	79.50	82.00

**FTE totals are provided for informational purposes only. Changes in FTEs resulting from City Council or Human Resources Director actions outside of the budget process may not be detailed here.*

The following information summarizes the programs in HR Services Budget Summary Level:

HR Investigations

	2020	2021	2022
Expenditures/FTE	Actuals	Adopted	Proposed
HR Investigations	1,121,028	1,343,833	1,327,716
Full Time Equivalents Total	4.00	4.00	4.00

HR Service Delivery

	2020	2021	2022
Expenditures/FTE	Actuals	Adopted	Proposed
HR Service Delivery	1,530,573	1,767,510	1,762,392
Full Time Equivalents Total	6.00	7.00	7.00

Seattle Department of Human Resources

HR Shared/Admin Services

Expenditures/FTE	2020 Actuals	2021 Adopted	2022 Proposed
HR Shared/Admin Services	8,498,903	8,310,447	8,546,713
Full Time Equivalents Total	39.50	39.50	40.50

HR Work Force Equity

Expenditures/FTE	2020 Actuals	2021 Adopted	2022 Proposed
HR Work Force Equity	3,010,282	3,311,497	3,562,994
Full Time Equivalents Total	11.00	11.00	11.50

Labor Relations

Expenditures/FTE	2020 Actuals	2021 Adopted	2022 Proposed
Labor Relations	2,455,202	2,481,521	2,638,803
Full Time Equivalents Total	5.00	5.00	5.00

Recruit Retent

Expenditures/FTE	2020 Actuals	2021 Adopted	2022 Proposed
Recruit Retent	2,187,533	2,335,130	2,789,095
Full Time Equivalents Total	5.00	4.00	4.00

Training/Org Effectiveness

Expenditures/FTE	2020 Actuals	2021 Adopted	2022 Proposed
Training/Org Effectiveness	1,984,588	2,322,377	2,806,742
Full Time Equivalents Total	9.00	9.00	10.00

Seattle Department of Human Resources

SDHR - BO-HR-UNEMP - Unemployment Services

The purpose of the Unemployment Insurance Budget Summary Level is to provide the budget authority for the City to pay unemployment compensation expenses.

Program Expenditures	2020 Actuals	2021 Adopted	2022 Proposed
Unemployment Services	2,059,982	4,735,984	2,510,000
Total	2,059,982	4,735,984	2,510,000

**FTE totals are provided for informational purposes only. Changes in FTEs resulting from City Council or Human Resources Director actions outside of the budget process may not be detailed here.*

Seattle Information Technology Department

Jim Loter, Interim Chief Technology Office

(206) 386-0026

<http://www.seattle.gov/seattleIT>

Department Overview

The Seattle Information Technology Department (Seattle IT) provides strategic direction for and management of the City's information technology resources. These include telecommunications, data, and supporting physical infrastructure; applications and application infrastructure; computer engineering and operations; data centers, servers, storage, and backup equipment; desktop, mobile, and printing devices; cloud services; digital engagement services; and the services to provide, maintain, and support all of the above for the City.

With a full view of the City's IT needs, Seattle IT looks for opportunities to consolidate multi-department IT requests into one Citywide project, identifies similar programs that can share a common platform, and considers where a department may already have a solution that another department could utilize.

Seattle IT is organized into 8 divisions: 1) Applications; 2) Collaboration and Workplace Technologies; 3) Security and Infrastructure; 4) Project Delivery; 5) Client and Community Engagement; 6) Data Privacy, Accountability, and Governance; 7) Chief of Staff; and 8) Finance.

The **Applications Division** is responsible for building, maintaining, and supporting applications that provide a variety of business functions performed by our clients. The division manages enterprise-wide software solutions including GIS, CRM, and Permitting; provides development and support for applications that are specific to departments' business needs, including finance and human resources, public safety and dispatch, and utility systems; and supports ongoing software maintenance and enhancements.

The **Collaboration and Workplace Technologies Division** provides the services, platforms, data, and modern tools and technologies to support City employees in performing their day-to-day work no matter where they are, including device and customer support, web support, automation, and IT service management. The division processes the 110,000 plus service tickets each year by solving problems, answering questions, and helping people seamlessly work together to effectively deliver City services and communicate information to the public.

The **Security and Infrastructure Division** delivers the extensive infrastructure technologies behind the City's digital capabilities. This division includes the security and cyber risk functions that help ensure the City's data and other technology assets are safe.

The **Project Delivery Division** includes the project delivery teams, portfolio and resource management, and quality assurance to ensure the successful delivery of Citywide IT Portfolio projects.

The **Client and Community Engagement Division** oversees several business-critical areas including client engagement; governance; digital equity; broadband, cable television, and wireless telecommunication; Seattle Channel, and ad hoc projects. The division serves as the primary liaison for our internal clients, our public, and our elected officials.

The **Data Privacy, Accountability & Compliance Division** provides structure and guidance essential for City departments to fully incorporate appropriate data management and compliance practices into daily operations, and to build public trust and confidence in how we collect and manage the public's information.

The **Chief of Staff Division** provides the services that enable the successful operation of the department including corporate performance management, human resources, communications, RSJI, change management, and administrative services.

Seattle Information Technology Department

The **Finance Division** provides budget, accounting, payroll, contracting, and purchasing services to the department.

As an internal service department, Seattle IT provides services to other City departments that in turn pay Seattle IT for the services they purchase. As such, Seattle IT receives revenue from most of the major fund sources within the City, including the General Fund, Seattle City Light, Seattle Public Utilities, Seattle Department of Transportation, Seattle Department of Construction and Inspections and the Retirement Fund. Seattle IT also receives funds from the City's Cable Television Fund, grants and other government agencies external to the City (e.g., Seattle Public Schools, the Port of Seattle) that buy Seattle IT services for special projects.

Cable Fund Overview

Beginning in 1996, the City of Seattle entered into cable franchise agreements that included a franchise fee as compensation for cable television providers locating in the public right-of-way. The City has approved franchises with CenturyLink, Comcast and Wave Division I.

The Cable Television Franchise Fund (created by [Ordinance 118196](#)) revenues come from the franchise fee collected from the agreements. Related expenditures are budgeted in Seattle IT and charged to the Cable Television Franchise Fund. [Resolution 30379](#) establishes usage policies for the fund. The fund pays for the following services:

- administration of the Cable Customer Bill of Rights as well as the public, education, and government access costs the City is obligated to fund under the terms of its cable franchise agreements;
- support of the Seattle Channel, including both operations and capital equipment;
- programs and projects promoting technology literacy and access, including related research, analysis, and evaluation; and
- use of innovative and interactive technology, including television and online content, to provide ways for residents to access City services.

Budget Snapshot

	2020 Actuals	2021 Adopted	2022 Proposed
Department Support			
Other Funding - Operating	229,562,789	239,121,364	254,825,773
Total Operations	229,562,789	239,121,364	254,825,773
Capital Support			
Other Funding – Capital	36,864,241	37,438,137	27,985,346
Total Capital	36,864,241	37,438,137	27,985,346
Total Appropriations	266,427,030	276,559,501	282,811,119
Full-Time Equivalents Total*	701.10	673.10	657.50

* FTE totals are provided for informational purposes only. Changes in FTEs resulting from City Council or Human Resources Director actions outside of the budget process may not be detailed here

Budget Overview

Adopting to a Hybrid Workplace

Seattle IT is committed to supporting a hybrid remote-in person workforce. Due to the COVID-19 pandemic, nearly

Seattle Information Technology Department

all areas of Seattle IT's lines of businesses have experienced an increased demand from customer departments. Seattle IT is committed to prioritizing workloads and finding efficiencies to execute this increased workload. To ensure the sustainability of these efforts, the 2022 Proposed Budget contains increases that will enable the department to continue providing this level of service in the long term. Key changes include:

- decreasing the assumed vacancy rate from 6% to 4%;
- funding to reflect cost increases for Adobe and Microsoft licensing;
- aligning the PC replacement program to reflect increased device counts and costs; and
- adjusting ongoing maintenance costs for to support the Unified Communications (UC) rollout.

The Proposed Budget allocates Federal Coronavirus Local Fiscal Recovery (CLFR) Fund to Seattle IT as part of Seattle Rescue Plan 3 (SRP3). These changes will allow Seattle IT to staff areas of the department where increased demand for service is highest, enable continued support for telework, and support the implementation of Affordable Seattle ("Affordability Portal"). See the Seattle Rescue Plan section of this 2022 Budget Book for more details on SRP3.

Position Transfers

The 2022 Proposed Budget includes transfers of positions from Seattle IT to Seattle City Light (SCL) and Seattle Public Utilities (SPU) for work that was deemed to be specialized operational technology best suited in the departments outside Seattle IT. Further details on these transfers are in the Incremental Budget Changes section.

Seattle IT Initiatives

The 2022 Proposed Budget includes funding for Seattle IT to continue to provide core IT services, enhance the city's cyber security posture, and implement new projects on behalf of the City. Three key changes to improve the delivery of IT services include funding to replace end-of-life server hardware, continuing support for the Citywide Contract Management System, and continuing to increase funding for cybersecurity insurance.

Supporting the Citywide Public Records Act

In response to Mayor Durkan's Directive on Citywide Public Records Act (CPRA) improvements, Seattle IT is committing new staffing and technological resources to improve how the city handles Public Records. These investments will result in fewer fulfillment delays, increased response consistency across the City, and improve the way the City stores and handles public records.

Cable Television Franchise Fund

As described in the narrative above, the Cable Television Franchise Fund receives revenues from cable television provider franchise fees. These funds pay for programs such as the Seattle Channel, the Cable Customer Bill of Rights, initiatives that promote technology literacy and access, and technology that provides ways for residents to access City services. As Seattle residents increasingly discontinue their cable television service in favor of internet-based streaming video services that are not subject to the City's regulatory structure, the City has seen cable franchise fee revenues decline significantly and this trend continues in 2021. There are no programming changes proposed at this time.

Department Initiatives

Seattle IT's budget includes funding for two department-specific IT Initiatives projects: Seattle City Light IT Initiatives and Seattle Public Utilities IT Initiatives. These project funds are appropriated in both Seattle IT and in department budgets.

In addition, Seattle IT will be supporting department IT projects for the Department of Finance and Administrative Services (FAS), the Seattle Fire Department (SFD), the Seattle Police Department (SPD), the City Clerk, Seattle Department of Constructions and Inspections (SDCI), and the newly formed Community Safety and Communications Center (CSCC). Each of these projects will modernize or replace legacy systems that are critical to each department's core business functions. These initiatives and projects are shown in the Seattle IT budget book pages; however,

Seattle Information Technology Department

additional detail is available in the budget book sections for those departments.

Incremental Budget Changes

Seattle Information Technology Department

	Dollars	FTE
2022 Beginning Budget	261,506,710	673.10
Baseline		
Remove 2021 One-Time Items	(2,817,054)	-
Baseline Technical Adjustments	(1,367,423)	(39.60)
Realign Post-Rate Revenue Changes	85,875	-
Labor & Maintenance Realignment	576,942	-
Principal & Interest True-Up	2,094,839	-
Vacancy Rate Decrease from 6% to 4%	2,160,963	-
Inflation using CBO-provided values	3,935,123	-
Adjust Capital Projects Outyears	-	-
Proposed Operating		
Unified Communications (UC) Ongoing Costs	2,893,874	-
Maintenance Funding for New Systems and Department Specific Technology	2,188,837	-
Funding for Adobe and Microsoft Annual Support Costs	1,875,000	-
Funding for Standard Device Lifecycle Replacement	1,523,077	2.00
Citywide Public Records Act Transfer and Resource Additions	1,488,221	5.00
Citywide Contract Management System Ongoing Support	339,434	1.00
True Up Funding for Cyber Security Insurance	63,000	-
Critical IT Infrastructure Needs	4,000,000	-
Affordable Seattle	1,432,632	-
Additional Funding to Support Hybrid Workplace	500,000	-
Software Costs for Vaccine Verification Platform	10,200	-
Process Automation Software	198,450	-
Transfer GIS Operational Staff to SPU	(169,316)	(1.00)
Transfer Operational Technology to SPU	(1,017,866)	(3.00)
Transfer GIS Operational Staff to SCL	(141,975)	(1.00)
Transfer Operational Technology to SCL	(1,987,335)	(7.00)
Business Systems Analyst for Utility Customer Applications	171,599	1.00
Developer for Utility Customer Applications	171,599	1.00
FAS Online Business Directory Replacement	581,000	-
FAS Risk/Envision System Replacement	505,000	-
FAS Investment Portfolio Management Software Replacement	250,000	-

Seattle Information Technology Department

FAS Capital Asset Management Software Implementation	175,000	-
FAS Lease Accounting System	75,000	-
RecordPoint Implementation	478,800	-
SDCI Labor Collection System (LCS) Replacement	802,000	-
SFD National Fire Incident Reporting System Modernization	499,000	-
SFD Safety and Training System	318,100	-
CSCC 911 Logging Recorder CAD Integration	107,000	-
CSCC Employee File Repository System	59,000	-
DAP Cloud Expenses	76,076	-
Add Staff for Department GIS Needs	153,016	1.00
Radio Communications Shop Sunset Positions	-	2.00
General Fund Backfill for Cable Fund	-	-
Proposed Capital		
Work Schedule and Timekeeping Program	1,500,000	-
Technology Infrastructure CIP Adjustment	1,100,000	-
Proposed Technical		
Baseline Adjustments for Personnel Costs	879,771	-
SPD Count Update	-	-
Healthcare Adjustment	820,633	-
Citywide Adjustments for Standard Cost Changes	667,047	-
Cable Fund Technical Adjustments	(756,793)	-
Indirect Cost Adjustment	612,636	-
Customer Engagement Applications Dissolution	50,380	-
Operating Impacts of Technology Infrastructure CIP Adjustment	41,250	-
GIS Small Department Billable Correction	30,000	-
Decrease in External Lease Costs	(42,131)	-
MCIS Technical	3,000,000	-
SPU's CIP Technology Adjustment	(2,150,000)	-
SDCI's Technology Budget Adjustment	830,007	-
Inflation Adjustment	1,111,243	-
Changes to Seattle IT's Funding Methodologies	(8,282)	-
SCL's CIP Technology Adjustment	(8,669,040)	-
Continuation of 2021 CLFR Positions	-	23.00
Total Incremental Changes	\$21,304,409	(15.60)
Total 2022 Proposed Budget	\$282,811,119	657.50

Seattle Information Technology Department

Description of Incremental Budget Changes

Baseline

Remove 2021 One-Time Items

Expenditures	\$(2,817,054)
Revenues	\$(17,054)

This item includes budget adjustments for one-time changes added in the 2021 Adopted Budget. This includes a transfer of \$2.3 million to the Department of Finance and Administrative Services (FAS).

Baseline Technical Adjustments

Expenditures	\$(1,367,423)
Revenues	\$(2,978,673)
Position Allocation	(39.60)

This technical baseline change realigns the 2021 Retirement Driven Attrition budget with the final position reductions to be realized in 2021. In addition, IT is making a correction to the FTE count to reflect a position that was mistakenly included at 0.5 FTE. This change also reduces annual operating funding for a cancelled Seattle Police Department (SPD) project by \$1,346,340.

Realign Post-Rate Revenue Changes

Expenditures	\$85,875
Revenues	\$1,607,947

This baseline change updates budget and revenues to reflect changes made to Seattle IT's budget after customer rates were set during the 2021 budgeting process.

Labor & Maintenance Realignment

Expenditures	\$576,942
Revenues	\$576,942

This baseline change realigns Seattle IT's budget to where the corresponding body of work is occurring. It also realigns funding for annual software maintenance contracts with the projected IT service needs. The increase in budget represents the impact this realignment has on IT's share of its own services and does not impact the department's total cost of labor or maintenance.

Principal & Interest True-Up

Expenditures	\$2,094,839
Revenues	\$2,328,402

This baseline change adjusts the amount and distribution of principal and interest budget based on the debt service schedule and planned spending in the 2022 CIP

Vacancy Rate Decrease from 6% to 4%

Expenditures	\$2,160,963
Revenues	\$2,160,963

This item decreases Seattle IT's budgeted vacancy rate from 6% to 4%. This change better reflects IT's current head

Seattle Information Technology Department

count and the increasing demand for IT services as a result of remote work.

Inflation using CBO-provided values

Expenditures	\$3,935,123
Revenues	\$3,935,123

This baseline change adjusts inflation factors as prescribed by the City Budget Office for the 2022 budget.

Adjust Capital Projects Outyears

Expenditures	-
--------------	---

This baseline update includes adjusting Seattle IT's budget to reflect the out year changes to our ongoing CIP projects.

Proposed Operating

Unified Communications (UC) Ongoing Costs

Expenditures	\$2,893,874
Revenues	\$2,893,874

This item adds funding to Seattle IT's Security & Infrastructure division for the ongoing costs to maintain the new Unified Communications (UC) system after rollout and stabilization in 2022.

Maintenance Funding for New Systems and Department Specific Technology

Expenditures	\$2,188,837
Revenues	\$2,188,837

This item adds annual maintenance budget for newly implemented technologies and existing contracts with significant increases. These increases affect business applications utilized by Seattle City Light (SCL), the Seattle Fire Department (SFD), the Seattle Police Department (SPD), Seattle Department of Human Resources (SDHR), and the Office of Inspector General (OIG).

Funding for Adobe and Microsoft Annual Support Costs

Expenditures	\$1,875,000
Revenues	\$1,875,000

This item adds \$1.3 million for the City's Microsoft Enterprise Agreement and \$575,000 for an Adobe contract to ensure the City is able to maintain and strengthen successful remote working and collaboration. In 2020, expenses for these contracts grew due to increased City usage and vendor pricing changes.

Funding for Standard Device Lifecycle Replacement

Expenditures	\$1,523,077
Revenues	\$1,523,077
Position Allocation	2.00

This item increases device funding and add 2.0 FTEs (2.0 Information Technology Professional C) for the City's PC Lifecycle Replacement program. Additional funding is required to reflect increased device counts and cost increases.

Seattle Information Technology Department

Citywide Public Records Act Transfer and Resource Additions

Expenditures	\$1,488,221
Revenues	\$185,380
Position Allocation	5.00

This item transfers the Citywide Public Records Act (CPRA) program from the Finance and Administrative Services (FAS) department to Seattle IT by transferring the program's base budget and associated 1.0 FTE (1.0 Information Technology Professional B). Additionally, this item includes a request for additional budget, position authority for 4.0 FTE (4.0 Strategic Advisor 2), and three systems to help create a more mature CPRA program.

Citywide Contract Management System Ongoing Support

Expenditures	\$339,434
Revenues	\$339,434
Position Allocation	1.00

This item creates a new Seattle IT cost pool for the new Citywide Contract Management System (CCMS), transfers existing IT budget to support the system into the cost pool, and adds funding for technical support and maintenance costs that will be initially charged to the Department of Finance and Administrative Services (FAS) costs but ultimately paid by Seattle IT. This item also requests position authority for an additional 1.0 FTE (Information Technology Professional B) to support the ongoing maintenance of the system.

True Up Funding for Cyber Security Insurance

Expenditures	\$63,000
Revenues	\$63,000

This item adds \$63,000 to the Security & Infrastructure division to ensure adequate funding for the renewal of the City's cyber security liability insurance.

Critical IT Infrastructure Needs

Expenditures	\$4,000,000
--------------	-------------

This CLFR item extends the funding for critical IT resources identified in 2021. The \$2.3M appropriated in 2021 is continued here to allow for a full twelve months of work for 20.0 FTEs. As a result of the COVID-19 pandemic, customer department demand has increased across all of Seattle IT's lines of business. This funding will provide staffing across the most in-demand lines of business such as the solution desk and cybersecurity. This item is backed by revenue from the Coronavirus Local Fiscal Recovery (CLFR) Fund.

Affordable Seattle

Expenditures	\$1,432,632
--------------	-------------

This CLFR item provides support for optimization of existing City affordability investments and implementation of a unified application tool for those investments. In partnership with the City Budget Office (CBO), this program will improve efficacy of City aid programs addressing negative economic impacts by streamlining access to City benefit programs via a unified application portal. Seattle IT will provide development, QA/QC, and technical assistance to the product manager and end-users. There is a related item in CBO for impact evaluation staff and Affordable Seattle. This item is backed by revenue from the Coronavirus Local Fiscal Recovery (CLFR) Fund.

Seattle Information Technology Department

Additional Funding to Support Hybrid Workplace

Expenditures	\$500,000
--------------	-----------

This CLFR-backed item provides additional funding to support upgrading desktop computers to laptops and staffing for the PC Replacement Program in 2022. This funding will support emergent hybrid workplace needs that are not captured by the program's base budget. This item is backed by revenue from the Coronavirus Local Fiscal Recovery (CLFR) Fund.

Software Costs for Vaccine Verification Platform

Expenditures	\$10,200
--------------	----------

This CLFR-backed item increases appropriation to cover software costs supporting employee vaccination verification efforts. This item is backed by revenue from the Coronavirus Local Fiscal Recovery (CLFR) Fund.

Process Automation Software

Expenditures	\$198,450
Revenues	\$198,450

SPU and SCL have implemented a new software application, NICE robotic process automation, through their joint CIS Workflow capital project. This request adds the annual software subscription cost of \$198,450 for NICE to the Utilities annual ITD rates.

Transfer GIS Operational Staff to SPU

Expenditures	\$(169,316)
Revenues	\$(149,982)
Position Allocation	(1.00)

This item transfers 1.0 FTE (Information Technology Professional B) from Seattle IT to Seattle Public Utilities (SPU) to support departmental operational GIS needs. Due to the specialized nature of SPU's GIS need, this position is best resourced within SPU.

Transfer Operational Technology to SPU

Expenditures	\$(1,017,866)
Revenues	\$(1,017,866)
Position Allocation	(3.00)

This item transfers technology deemed operational to Seattle Public Utilities (SPU). This includes the transfer of 3.0 FTE (2 Information Technology Professional B, 1 Information Technology Professional A) and non-labor budget for the Maximo Work and Asset Management systems (WAMS). This system is proprietary to SPU.

Transfer GIS Operational Staff to SCL

Expenditures	\$(141,975)
Revenues	\$(122,641)
Position Allocation	(1.00)

This item transfers 1.0 FTE (IT Programmer Analyst) from Seattle IT to Seattle City Light (SCL) to support departmental operational GIS needs. Due to the specialized nature of SCL's GIS need, this position is best resourced within SCL.

Seattle Information Technology Department

Transfer Operational Technology to SCL

Expenditures	\$(1,987,335)
Revenues	\$(1,987,335)
Position Allocation	(7.00)

This item transfers technology deemed operational to Seattle City Light (SCL). This includes the transfer of 7.0 FTE (7 Information Technology Professional B) and non-labor budget for the Outage Management (OMS), Asset Suite and Work and Asset Management system (WAMS). This system is proprietary to SCL.

Business Systems Analyst for Utility Customer Applications

Expenditures	\$171,599
Revenues	\$171,599
Position Allocation	1.00

This item adds 1.0 FTE (Information Technology Professional B) and the associated budget to support the ongoing maintenance and testing needs for the Seattle City Light (SCL) and Seattle Public Utilities (SPU) Customer Information Systems (CIS).

Developer for Utility Customer Applications

Expenditures	\$171,599
Revenues	\$150,265
Position Allocation	1.00

This item adds 1.0 FTE (Information Technology Professional B) and the associated budget for on-going support, enhancements, and maintenance for the Seattle City Light (SCL) and Seattle Public Utilities (SPU) Customer Self Service Portal.

FAS Online Business Directory Replacement

Expenditures	\$581,000
Revenues	\$581,000

This item will fund the replacement of the existing Online Business Directory (OBD), which is used to display companies, including self-identified minority-owned, women-owned and LGBTQ business, who have expressed interest in doing business with the City.

FAS Risk/Envision System Replacement

Expenditures	\$505,000
Revenues	\$505,000

This item will replace the existing Risk Management Information System (RMIS) by potentially utilizing a system similar currently being used by the Seattle Department of Human Resources (SDHR). The current system requires manual processes that are manual and time-consuming, and the new system will provide a more streamlined system that will enable FAS to process claims more efficiently.

FAS Investment Portfolio Management Software Replacement

Expenditures	\$250,000
Revenues	\$250,000

Seattle Information Technology Department

This item funds the procurement and implementation a new software for managing the City's investments. The current system is no longer supported by the vendor.

FAS Capital Asset Management Software Implementation

Expenditures	\$175,000
Revenues	\$175,000

This item implements AssetWorks' Capital Asset Management (CAM) with integration to the current fleet information management system, Fleet Anywhere (FA). CAM would enable FAS to model and compare different possible future fleet procurement plans to project future fleet capital costs and to help make policy decisions on fleet life cycles, electrification, maintenance operations staffing needs, and whether and how much to incorporate renewable fuels, etc. CAM integrates maintenance cost analysis and projections which would enhance FAS's ability to project citywide maintenance costs, improve rate calculations and methodology, and right-size fleet staffing to meet the demands of the fleet.

FAS Lease Accounting System

Expenditures	\$75,000
Revenues	\$75,000

This item funds a system to support the City's GASB Statement 87 reporting requirements in recognition of certain lease assets and liabilities for leases in 2022. These were previously classified as operating leases and recognized as inflows of resources or outflows of resources based on the payment provisions of the contract.

RecordPoint Implementation

Expenditures	\$478,800
Revenues	\$478,800

This item funds the planning and implementation of a Citywide electronic records management system. Seattle IT has partnered with the City Clerk's office to pilot the use of RecordPoint for this purpose and this proposal will begin the work to turn this pilot into an enterprise system for all City departments to use.

SDCI Labor Collection System (LCS) Replacement

Expenditures	\$802,000
Revenues	\$802,000

This project will replace SDCI's aging Labor Collection System (LCS), which is nearing the end of its life, with an application that uses up-to-date development technology and can be more easily maintained.

SFD National Fire Incident Reporting System Modernization

Expenditures	\$499,000
Revenues	\$499,000

This project will fund the modernization of the Seattle Fire Department (SFD) National Fire Incident Reporting System (NFIRS). NFIRS captures fire incident data that is required to be reported to the State and Federal governments. Modernizing NFIRS will allow SFD to entire fire incident data more quickly, eliminate time-consuming manual processes, and increase the information quality of reports.

Seattle Information Technology Department

SFD Safety and Training System

Expenditures	\$318,100
Revenues	\$318,100

This project funds a new Safety and Training system for Seattle Fire Department (SFD). SFD seeks a vendor hosted SaaS solution to replace the current 22-year-old, inhouse developed application. The solution will enhance SFD's ability to track, record, and report on safety standards and training across the department.

CSCC 911 Logging Recorder CAD Integration

Expenditures	\$107,000
Revenues	\$107,000

This item implements a connection between the NICE 911 logging recorder and the Versaterm Computer Aided Dispatch (CAD) system. This will allow CSCC to collect additional information on 911 calls to monitor and improve the call taking process.

CSCC Employee File Repository System

Expenditures	\$59,000
Revenues	\$59,000

This project will fund an employee file repository system. As a new department, the Community Safety and Communications Center (CSCC) does not have a tool to formally document employee information and performance. This system will allow CSCC to capture this information and operationalize it to identify areas of improvement and inform positive feedback.

DAP Cloud Expenses

Expenditures	\$76,076
Revenues	\$76,076

This item adds the estimated budget needed to fund the cloud usage costs associated with the Seattle Police Department's (SPD) Data Analytics Platform. These costs will be direct billed to SPD based on actuals usage.

Add Staff for Department GIS Needs

Expenditures	\$153,016
Revenues	\$131,682
Position Allocation	1.00

This item adds one 1.0 FTE (Information Technology Professional C) to provide dedicated GIS support currently being performed by a term limited employee that is expiring. This position would reside in Seattle IT's GIS & CADD team

Radio Communications Shop Sunset Positions

Position Allocation	2.00
---------------------	------

This item adds two sunset positions to the Radio Communications Shop to complete the installation of Seattle Police Department (SPD) and Seattle Fire Department (SFD) mobile device terminals. This proposal requests position authority only, as project funding for this body of work is already in place. These positions will sunset at the end of 2022.

Seattle Information Technology Department

General Fund Backfill for Cable Fund

Revenues -

This item provides \$400,000 of ongoing General Fund support for the Digital Equity program in the Seattle Information Technology Department which was supported by Cable Franchise Fees prior to 2020. Cable Television Fund revenues are steadily declining, and these funds enable continuation of the program.

Proposed Capital

Work Schedule and Timekeeping Program

Expenditures	\$1,500,000
Revenues	\$1,500,000

This item adds \$1.5M to support the Seattle Police Department (SPD) implementation of the Work, Schedule, and Timekeeping (WST) Project. This funding is needed to fund consultant, software, and backfill costs needed to complete the project.

Technology Infrastructure CIP Adjustment

Expenditures	\$1,100,000
Revenues	\$1,100,000

This funding supports the City's IT infrastructure lifecycle replacements and invest in newer, more secure technology. There are telephony upgrades to support the Seattle Police Department's (SPD) 911 functionality will be required. In addition, there are also some purchases needed to support the new Unified Communications backbone.

Proposed Technical

Baseline Adjustments for Personnel Costs

Expenditures	\$879,771
--------------	-----------

This centrally administered change adjusts appropriations to restore the annual wage increase for non-represented Executives, Managers and Strategic Advisors, which was forgone in 2021 due to financial constraints.

SPD Count Update

This change represents the update to Seattle IT's cost recovery data to reflect the separation of Parking Enforcement Officers and the Community Safety Communication Center from Seattle Police Department.

Healthcare Adjustment

Expenditures	\$820,633
Revenues	\$820,633

This change aligns Seattle IT's healthcare budget with the anticipated 2022 need.

Citywide Adjustments for Standard Cost Changes

Expenditures	\$667,047
--------------	-----------

Citywide technical adjustments made in the baseline phase reflect changes to internal services costs, including rates from the Department of Finance & Administrative Services, Seattle Information Technology Department, Seattle Department of Human Resources, and for healthcare, retirement and industrial insurance charges for the department. These adjustments reflect initial assumptions about these costs and inflators early in the budget

Seattle Information Technology Department

process.

Cable Fund Technical Adjustments

Expenditures	\$(756,793)
Revenues	\$(756,793)

This item adjusts the Cable Television Franchise Fee Fund (10101) budget to reflect the impact of changes with the Seattle Information Technology Operating Fund (50410) involving the use of Franchise Fee revenue. This change reflects budget changes as well as changes in cost allocation methodologies that have shifted where cost allocations away from the Cable Fund.

Indirect Cost Adjustment

Expenditures	\$612,636
Revenues	\$612,636

This item represents the impacts of 2022 proposed budget changes on Seattle IT's indirect cost model.

Customer Engagement Applications Dissolution

Expenditures	\$50,380
Revenues	\$50,380

This item moves budget out of the Customer Engagement Applications detail project to reflect the impact of a recent management reorganization in Seattle IT. Beginning in 2021 this service is no longer offered, and the associated budget and resources have shifted under other IT cost pools.

Operating Impacts of Technology Infrastructure CIP Adjustment

Expenditures	\$41,250
Revenues	\$41,250

This item reflects the operating impacts of CIP changes. As a result of the Technology Infrastructure CIP adjustment, this funding request is to cover the first year of interest costs on the proposed bond issuance.

GIS Small Department Billable Correction

Expenditures	\$30,000
Revenues	\$30,000

This item adds funding for GIS billable work for various small departments.

Decrease in External Lease Costs

Expenditures	\$(42,131)
--------------	------------

This item decreases appropriation authority to pay for decreases in Seattle IT's external lease costs.

MCIS Technical

Expenditures	\$3,000,000
Revenues	\$3,000,000

This change adds \$3 million of bond funding to the MCIS Replacement project in 2022. Early in 2021, based on the

Seattle Information Technology Department

updated MCIS project spending plan, legal appropriation and the associated bond issuance was reduced from \$10 million to \$7 million. The \$3 million of legal appropriation was submitted for abandonment in the Q2 2021 Supplemental Ordinance, with the plan to then shift that appropriation and associated bond issuance into 2022 to better align with projected spending.

SPU's CIP Technology Adjustment

Expenditures	\$(2,150,000)
Revenues	\$(2,150,000)

This item reduces appropriation authority in the Applications BSL to align with the anticipated Seattle Public Utilities (SPU) CIP budget changes for technology projects in 2022.

SDCI's Technology Budget Adjustment

Expenditures	\$830,007
Revenues	\$830,007

This item revises appropriation authority in the Applications BSL to align with the anticipated SDCI budget for technology projects in 2022.

Inflation Adjustment

Expenditures	\$1,111,243
Revenues	\$1,111,243

This change updates Seattle IT's personnel budget to reflect the most current inflation guidance provided by the City Budget Office.

Changes to Seattle IT's Funding Methodologies

Expenditures	\$(8,282)
Revenues	\$(8,282)

This technical item adjusts Seattle IT's budget to reflect a change in two rate allocation mechanisms. These rate pools have changed due to internal departmental consolidations or transfers to Seattle City Light (SCL) and Seattle Public Utilities (SPU). It also implements a new mechanism to provide departments with an estimate for their GIS direct bill needs.

SCL's CIP Technology Adjustment

Expenditures	\$(8,669,040)
Revenues	\$(8,669,040)

This item reduces appropriation authority in the Applications BSL to align with the anticipated Seattle City Light (SCL) CIP budget changes for technology projects in 2022.

Continuation of 2021 CLFR Positions

Position Allocation	23.00
---------------------	-------

This technical change request recognizes CLFR-backed sunset positions that were added as part of the 2021 2Q Supplemental Process. 3.0 FTE will continue supporting the Affordable Seattle program, and the remaining 20.0 FTE will continue supporting Critical IT infrastructure needs that have arisen due to increased demand for IT services.

Seattle Information Technology Department

Expenditure Overview

	2020 Actuals	2021 Adopted	2022 Proposed
Appropriations			
ITD - BC-IT-C0700 - Capital Improvement Projects			
50410 - Information Technology Fund	36,864,241	37,438,137	27,985,346
Total for BSL: BC-IT-C0700	36,864,241	37,438,137	27,985,346
ITD - BO-IT-D0100 - Leadership and Administration			
50410 - Information Technology Fund	26,606,532	25,128,813	29,039,619
Total for BSL: BO-IT-D0100	26,606,532	25,128,813	29,039,619
ITD - BO-IT-D0200 - Cable Franchise			
10101 - Cable TV Franchise Fund	6,199,140	7,171,058	6,414,265
Total for BSL: BO-IT-D0200	6,199,140	7,171,058	6,414,265
ITD - BO-IT-D0300 - Technology Infrastructure			
50410 - Information Technology Fund	51,130,398	44,052,149	49,714,696
Total for BSL: BO-IT-D0300	51,130,398	44,052,149	49,714,696
ITD - BO-IT-D0400 - Frontline Services and Workplace			
50410 - Information Technology Fund	40,975,695	40,822,566	51,505,057
Total for BSL: BO-IT-D0400	40,975,695	40,822,566	51,505,057
ITD - BO-IT-D0500 - Digital Security & Risk			
50410 - Information Technology Fund	5,269,354	8,448,605	7,209,229
Total for BSL: BO-IT-D0500	5,269,354	8,448,605	7,209,229
ITD - BO-IT-D0600 - Applications			
14000 - Coronavirus Local Fiscal Recovery Fund	-	-	5,942,832
50410 - Information Technology Fund	94,503,612	108,420,387	99,631,328
Total for BSL: BO-IT-D0600	94,503,612	108,420,387	105,574,160
ITD - BO-IT-D0800 - Client Solutions			
50410 - Information Technology Fund	4,878,058	5,077,785	5,368,747
Total for BSL: BO-IT-D0800	4,878,058	5,077,785	5,368,747
Department Total	266,427,030	276,559,501	282,811,119
Department Full-Time Equivalents Total*	701.10	673.10	657.50

* FTE totals are provided for informational purposes only. Changes in FTEs resulting from City Council or Human Resources Director actions outside of the budget process may not be detailed here

Seattle Information Technology Department

Budget Summary by Fund Seattle Information Technology Department

	2020 Actuals	2021 Adopted	2022 Proposed
10101 - Cable TV Franchise Fund	6,199,140	7,171,058	6,414,265
14000 - Coronavirus Local Fiscal Recovery Fund	-	-	5,942,832
50410 - Information Technology Fund	260,227,890	269,388,442	270,454,022
Budget Totals for ITD	266,427,030	276,559,501	282,811,119

Revenue Overview

2022 Estimated Revenues

Account Code	Account Name	2020 Actuals	2021 Adopted	2022 Proposed
321090	Bus Lic&Perm-Cable Fran Fees	7,134,025	7,122,396	5,919,382
321900	Bus Lic&Perm-Other	532,509	-	-
360020	Inv Earn-Residual Cash	-	22,000	2,044
Total Revenues for: 10101 - Cable TV Franchise Fund		7,666,535	7,144,396	5,921,426
400000	Use of/Contribution to Fund Balance	-	26,662	492,839
Total Resources for:10101 - Cable TV Franchise Fund		7,666,535	7,171,058	6,414,266
331110	Direct Fed Grants	3,054,452	-	-
333110	Ind Fed Grants	(9,911)	-	-
341400	Fiber Communications Revenues	2,371,573	-	-
342130	Communication Service Fees	470,409	-	-
348170	Isf-Itld Alloc Rev	157,845,041	170,434,488	189,124,180
348180	Isf-Itld Billed Rev	48,512,727	66,104,721	59,517,357
360020	Inv Earn-Residual Cash	-	290,610	275,939
360210	Oth Interest Earnings	22,345	-	-
360220	Interest Earned On Delinquent A	100	-	-
360900	Miscellaneous Revs-Other Rev	30,618	-	-
391010	G.O.Bond Proceeds	9,820,000	27,933,036	18,453,438
391080	Premium On Gen Obl Bonds	1,555,000	-	-
Total Revenues for: 50410 - Information Technology Fund		223,672,355	264,762,855	267,370,913
400000	Use of/Contribution to Fund Balance	-	4,625,587	3,129,704
Total Resources for:50410 - Information Technology Fund		223,672,355	269,388,442	270,500,617
Total ITD Resources		231,338,889	276,559,501	276,914,883

Seattle Information Technology Department

Appropriations by Budget Summary Level and Program

ITD - BC-IT-C0700 - Capital Improvement Projects

The Capital Improvement Projects Budget Summary Level provides support for citywide or department-specific IT projects and initiatives within Seattle IT's Capital Improvement Program (CIP).

Program Expenditures	2020 Actuals	2021 Adopted	2022 Proposed
Application Services CIP	13,508,480	11,679,600	14,576,000
Application Services CIP	142,065	-	-
Citywide IT Initiatives CIP	5,547,932	-	-
Communications CIP	11,416,653	12,875,262	5,690,670
Enterprise Compute Services CIP	2,815,168	7,484,983	2,182,188
Fiber Enterprise Initiatives CIP	2,448,089	4,356,485	4,468,011
Programmatic Initiatives CIP	252,158	-	-
Radio Communications CIP	542,831	705,049	723,098
Seattle Channel CIP	190,867	336,759	345,380
Total	36,864,241	37,438,137	27,985,346

**FTE totals are provided for informational purposes only. Changes in FTEs resulting from City Council or Human Resources Director actions outside of the budget process may not be detailed here*

The following information summarizes the programs in Capital Improvement Projects Budget Summary Level:

Application Services CIP

This budget program contains Capital Improvement Program (CIP) funding associated with developing, implementing and enhancing various software applications used by City departments.

Expenditures/FTE	2020 Actuals	2021 Adopted	2022 Proposed
Application Services CIP	13,650,545	11,679,600	14,576,000

Citywide IT Initiatives CIP

This budget program contains the Capital Improvement Program (CIP) funding associated with a portfolio of capital IT initiatives. Projects in this program may support multiple departments.

Expenditures/FTE	2020 Actuals	2021 Adopted	2022 Proposed
Citywide IT Initiatives CIP	5,547,932	-	-

Communications CIP

Seattle Information Technology Department

This budget program contains the Capital Improvement Program (CIP) funding associated with ongoing design, acquisition, replacement and upgrading of software, infrastructure and major hardware for the City's data, communications and telephonic systems which may include switches, and or connectivity infrastructure.

	2020	2021	2022
Expenditures/FTE	Actuals	Adopted	Proposed
Communications CIP	11,416,653	12,875,262	5,690,670

Enterprise Compute Services CIP

This budget program contains the Capital Improvement Program (CIP) funding associated with the ongoing acquisition, replacement, and upgrading of server and storage systems.

	2020	2021	2022
Expenditures/FTE	Actuals	Adopted	Proposed
Enterprise Compute Services CIP	2,815,168	7,484,983	2,182,188

Fiber Enterprise Initiatives CIP

This budget program (formerly Technology Engineering & Project Management CIP) contains the Capital Improvement Program (CIP) funding associated with major maintenance and installation of a high-speed fiber-optic communication network for the City and its external fiber partners.

	2020	2021	2022
Expenditures/FTE	Actuals	Adopted	Proposed
Fiber Enterprise Initiatives CIP	2,448,089	4,356,485	4,468,011

Programmatic Initiatives CIP

This budget program contains the Capital Improvement Program (CIP) funding for one-time Seattle IT Programmatic Initiatives including the acquisition and development of a new data center, the remodeling of Seattle IT space in the Seattle Municipal Tower, and the acquisition of new technology management tools.

	2020	2021	2022
Expenditures/FTE	Actuals	Adopted	Proposed
Programmatic Initiatives CIP	252,158	-	-

Radio Communications CIP

This budget program contains the Capital Improvement Program (CIP) funding associated with the ongoing acquisition, replacement and upgrading of software and hardware for the City of Seattle's portion of the King County Regional 800 MHz radio system.

	2020	2021	2022
Expenditures/FTE	Actuals	Adopted	Proposed
Radio Communications CIP	542,831	705,049	723,098

Seattle Channel CIP

Seattle Information Technology Department

This budget program contains the Capital Improvement Program (CIP) funding associated with the ongoing acquisition, replacement and upgrading of the cablecasting and production systems for the Seattle Channel.

	2020	2021	2022
Expenditures/FTE	Actuals	Adopted	Proposed
Seattle Channel CIP	190,867	336,759	345,380

ITD - BO-IT-D0100 - Leadership and Administration

The Leadership and Administration Budget Summary Level provides executive, community, financial, human resource, and business support to Seattle IT.

Program Expenditures	2020 Actuals	2021 Adopted	2022 Proposed
Chief of Staff	14,990,524	-	-
Chief Privacy Office	761,670	-	-
Citywide Indirect Costs	11,321,390	6,850,652	6,757,575
CTO / Executive Team	2,943,938	-	-
Departmental Indirect Costs	-	18,306,629	22,166,763
Executive Advisor	1,562,551	-	-
Indirect Cost Recovery Offset	(5,428,988)	-	-
Pooled Benefits and PTO	455,448	(28,468)	115,281
Total	26,606,532	25,128,813	29,039,619
Full-time Equivalents Total*	84.00	82.00	81.50

**FTE totals are provided for informational purposes only. Changes in FTEs resulting from City Council or Human Resources Director actions outside of the budget process may not be detailed here*

The following information summarizes the programs in Leadership and Administration Budget Summary Level:

Chief of Staff

This budget program contains the funding associated with the leadership and accountability of core administrative support to ITD's divisions. These efforts include the oversight of ITD's talent, workforce planning and training, communications, finance, corporate performance, and organizational change management.

	2020 Actuals	2021 Adopted	2022 Proposed
Expenditures/FTE			
Chief of Staff	14,990,524	-	-
Full Time Equivalents Total	60.00	-	-

Chief Privacy Office

Seattle Information Technology Department

This budget program provides oversight and guidance required for City Departments to incorporate appropriate privacy and surveillance ordinance compliance practices into City operations with the objective of building public trust and confidence in how we collect and manage the public's personal information.

	2020	2021	2022
Expenditures/FTE	Actuals	Adopted	Proposed
Chief Privacy Office	761,670	-	-
Full Time Equivalents Total	2.00	-	-

Citywide Indirect Costs

This budget program contains the funding associated with the various overhead costs charged to Seattle IT, including budget and expenses that have been allocated from other City departments.

	2020	2021	2022
Expenditures/FTE	Actuals	Adopted	Proposed
Citywide Indirect Costs	11,321,390	6,850,652	6,757,575

CTO / Executive Team

This budget program contains the funding associated with the Chief Technology Officer (CTO) and the Seattle IT Executive Team. The CTO sets technology standards and strategies to ensure the City's technology investments are used efficiently and effectively.

	2020	2021	2022
Expenditures/FTE	Actuals	Adopted	Proposed
CTO / Executive Team	2,943,938	-	-
Full Time Equivalents Total	13.00	-	-

Departmental Indirect Costs

The purpose of the Departmental Indirect Costs program is to fund costs associated with management of the department including executive, financial, communications, human resources, business support, and strategic planning and analysis services. It also includes the costs for the City's Privacy and Surveillance program.

	2020	2021	2022
Expenditures/FTE	Actuals	Adopted	Proposed
Departmental Indirect Costs	-	18,306,629	22,166,763
Full Time Equivalents Total	-	82.00	81.50

Executive Advisor

This budget program contains funding for key administrative support functions including process improvement, governance, interdepartmental service delivery, support for ITD's Racial Social Justice Initiative and community focused technology strategies.

	2020	2021	2022
Expenditures/FTE	Actuals	Adopted	Proposed

Seattle Information Technology Department

Executive Advisor	1,562,551	-	-
Full Time Equivalents Total	9.00	-	-

Indirect Cost Recovery Offset

This budget program is used for the indirect cost recovery of Citywide and Departmental indirect costs incurred by Seattle IT.

	2020 Actuals	2021 Adopted	2022 Proposed
Expenditures/FTE			
Indirect Cost Recovery Offset	(5,428,988)	-	-

Pooled Benefits and PTO

This budget program contains the funding associated with employee leave, time off, and benefit-related costs for Workers' Compensation, healthcare and other centrally distributed benefit costs for Seattle IT staff.

	2020 Actuals	2021 Adopted	2022 Proposed
Expenditures/FTE			
Pooled Benefits and PTO	455,448	(28,468)	115,281

ITD - BO-IT-D0200 - Cable Franchise

The purpose of the Cable Fee Support to Information Technology Fund Budget Control Level is to authorize the transfer of resources from the Cable Television Franchise Fund to the Seattle Information Technology Department's Information Technology Fund. These resources are used by the department for a variety of programs consistent with Resolution 30379.

Program Expenditures	2020 Actuals	2021 Adopted	2022 Proposed
Cable Franchise for Info Tech	6,199,140	7,171,058	6,414,265
Total	6,199,140	7,171,058	6,414,265

**FTE totals are provided for informational purposes only. Changes in FTEs resulting from City Council or Human Resources Director actions outside of the budget process may not be detailed here*

ITD - BO-IT-D0300 - Technology Infrastructure

The Technology Infrastructure Budget Summary Level develops, maintains, and manages core IT services including communications and data networks, data center and cloud computing infrastructure, and database systems.

Program Expenditures	2020 Actuals	2021 Adopted	2022 Proposed
Business Advancement Team	383,177	-	-
Communications Infrastructure	10,084,244	7,620,877	3,876,774
Database Systems	3,664,084	2,488,442	2,814,948

Seattle Information Technology Department

Enterprise Computing	-	-	76,076
Enterprise Services	3,778,686	2,786,474	3,182,662
Infrastructure Tools	4,905,145	4,112,705	4,022,097
Network Operations	5,795,941	7,295,173	7,336,257
Radio Management	3,453,125	2,565,811	2,880,596
Systems Engineering	3,125,736	3,215,297	3,640,097
Telephone Engineering	5,759,447	6,095,207	10,862,162
Windows Systems	10,180,812	7,872,163	11,023,027
Total	51,130,398	44,052,149	49,714,696
Full-time Equivalents Total*	106.10	111.25	111.25

**FTE totals are provided for informational purposes only. Changes in FTEs resulting from City Council or Human Resources Director actions outside of the budget process may not be detailed here*

The following information summarizes the programs in Technology Infrastructure Budget Summary Level:

Business Advancement Team

This budget program contains funding to support project planning and delivery support for ITD operating projects. This program includes business analysts and project managers.

	2020 Actuals	2021 Adopted	2022 Proposed
Expenditures/FTE			
Business Advancement Team	383,177	-	-
Full Time Equivalents Total	1.10	-	-

Communications Infrastructure

This budget program contains funding to provide data center services as well as costs for major moves, additions, or changes to communication network infrastructure.

	2020 Actuals	2021 Adopted	2022 Proposed
Expenditures/FTE			
Communications Infrastructure	10,084,244	7,620,877	3,876,774
Full Time Equivalents Total	4.80	2.00	2.00

Database Systems

This budget program contains funding associated with maintenance and direct labor costs for database administrators and data architecture. This includes installing and upgrading database structures, controlling and monitoring access to databases, and backing up and restoring databases.

	2020 Actuals	2021 Adopted	2022 Proposed
Expenditures/FTE			

Seattle Information Technology Department

Database Systems	3,664,084	2,488,442	2,814,948
Full Time Equivalents Total	12.00	11.75	11.75

Enterprise Computing

This budget program contains the funding associated with providing and managing public cloud services for Seattle IT customers.

	2020 Actuals	2021 Adopted	2022 Proposed
Expenditures/FTE			
Enterprise Computing	-	-	76,076

Enterprise Services

This budget program contains the funding associated with Seattle IT's messaging support and identity management services.

	2020 Actuals	2021 Adopted	2022 Proposed
Expenditures/FTE			
Enterprise Services	3,778,686	2,786,474	3,182,662
Full Time Equivalents Total	8.00	11.00	11.00

Infrastructure Tools

This budget program contains funding for major system controls, switches and components to support the technology infrastructure system operations.

	2020 Actuals	2021 Adopted	2022 Proposed
Expenditures/FTE			
Infrastructure Tools	4,905,145	4,112,705	4,022,097
Full Time Equivalents Total	5.00	11.20	11.20

Network Operations

This budget program contains funding for the design, operations, and maintenance of the City's fiber optic, wireless, and data networks, including City's internet access.

	2020 Actuals	2021 Adopted	2022 Proposed
Expenditures/FTE			
Network Operations	5,795,941	7,295,173	7,336,257
Full Time Equivalents Total	17.20	17.80	17.80

Radio Management

This budget program contains funding for maintenance of the City's emergency radio and dispatch systems including radios, pagers, and radio towers, base stations microwave and the fiber network for all the City's radio operations. The program also provides radio programming, installation and maintenance to City Departments and external partners.

Seattle Information Technology Department

	2020	2021	2022
Expenditures/FTE	Actuals	Adopted	Proposed
Radio Management	3,453,125	2,565,811	2,880,596
Full Time Equivalents Total	10.00	11.00	13.00

Systems Engineering

This budget program contains funding associated with core computing services Seattle IT provides its customers, including the backup, recovery, and storage of customer data.

	2020	2021	2022
Expenditures/FTE	Actuals	Adopted	Proposed
Systems Engineering	3,125,736	3,215,297	3,640,097
Full Time Equivalents Total	12.00	5.00	5.00

Telephone Engineering

This budget program contains funding for the design, maintenance and operations of the City's consolidated telephone systems.

	2020	2021	2022
Expenditures/FTE	Actuals	Adopted	Proposed
Telephone Engineering	5,759,447	6,095,207	10,862,162
Full Time Equivalents Total	14.00	14.10	14.10

Windows Systems

This budget program contains funding associated with the centralized hosting, management and support of Windows applications.

	2020	2021	2022
Expenditures/FTE	Actuals	Adopted	Proposed
Windows Systems	10,180,812	7,872,163	11,023,027
Full Time Equivalents Total	22.00	27.40	25.40

ITD - BO-IT-D0400 - Frontline Services and Workplace

The Frontline Services and Workplace Budget Summary Level develops, maintains, and manages all client support services, including incident resolution, end-user equipment and software deployment, device maintenance, operating system configuration and management, digital tools that enable everyday work, public-facing communications software development, and support. This Budget Summary Level also includes the Seattle Channel as the public-facing entity of the department and the Broadband and Community Technology programs.

Program Expenditures	2020	2021	2022
	Actuals	Adopted	Proposed
Community Technology and Broadband	1,725,010	1,264,200	1,349,403
Digital Workplace	10,758,278	12,340,264	15,551,295
Frontline Digital Services	28,492,407	27,218,103	34,604,359

Seattle Information Technology Department

Total	40,975,695	40,822,566	51,505,057
Full-time Equivalents Total*	186.76	169.26	155.66
*FTE totals are provided for informational purposes only. Changes in FTEs resulting from City Council or Human Resources Director actions outside of the budget process may not be detailed here			

The following information summarizes the programs in Frontline Services and Workplace Budget Summary Level:

Community Technology and Broadband

This budget program contains the funding associated with the Community Technology Services team and the Technology Matching Fund. The Technology Matching Fund provides grants to community-based organizations for projects centered on improving digital equity.

	2020	2021	2022
Expenditures/FTE	Actuals	Adopted	Proposed
Community Technology and Broadband	1,725,010	1,264,200	1,349,403
Full Time Equivalents Total	5.50	5.50	5.50

Digital Workplace

This budget program contains funding to enable digital tools and capabilities for the City's workforce including SharePoint, Office 365 Collaboration, Windows Enterprise, Process Automation, eDiscovery, and Mobility.

	2020	2021	2022
Expenditures/FTE	Actuals	Adopted	Proposed
Digital Workplace	10,758,278	12,340,264	15,551,295
Full Time Equivalents Total	42.04	27.54	23.94

Frontline Digital Services

This budget program contains funding to develop, maintain, and manage client support services, including incident resolution, end-user equipment and software deployment, device maintenance, operating system configuration and management, digital tools that enable everyday work, and public-facing communications software development and support. Major services include Seattle Channel, Solutions Desk, Desktop Support, IT Asset Management, Computer Lifecycle and IT Service Management.

	2020	2021	2022
Expenditures/FTE	Actuals	Adopted	Proposed
Frontline Digital Services	28,492,407	27,218,103	34,604,359
Full Time Equivalents Total	139.22	136.22	126.22

ITD - BO-IT-D0500 - Digital Security & Risk

The Digital Security and Risk Budget Summary Level provides security and risk mitigation services for the City's computing environments, and develops, applies, and monitors compliance with

Seattle Information Technology Department

technology policies and procedures. This Budget Summary Level also includes the department's Emergency Management team.

Program Expenditures	2020 Actuals	2021 Adopted	2022 Proposed
Digital Security & Risk	5,269,354	8,448,605	7,209,229
Total	5,269,354	8,448,605	7,209,229
Full-time Equivalents Total*	15.00	19.00	19.00

**FTE totals are provided for informational purposes only. Changes in FTEs resulting from City Council or Human Resources Director actions outside of the budget process may not be detailed here*

ITD - BO-IT-D0600 - Applications

The Applications Services Budget Summary Level designs, develops, and supports application solutions for both individual business and enterprise platform needs. In addition, it advances several IT functions, practices, and services such as vendor management, enterprise architecture, automation, quality assurance and analytics.

Program Expenditures	2020 Actuals	2021 Adopted	2022 Proposed
Business Applications	29,678,730	23,302,474	22,717,398
Department Initiatives	37,736,713	55,887,219	52,709,187
Platform Applications	16,857,344	17,662,168	20,526,078
Service Modernization	10,230,825	11,568,526	9,621,497
Total	94,503,612	108,420,387	105,574,160
Full-time Equivalents Total*	279.18	274.53	277.13

**FTE totals are provided for informational purposes only. Changes in FTEs resulting from City Council or Human Resources Director actions outside of the budget process may not be detailed here*

The following information summarizes the programs in Applications Budget Summary Level:

Applications

This budget program contains the funding associated with the Applications team which designs, develops, integrates and supports solutions in accordance with Citywide architecture and governance.

Expenditures/FTE	2020 Actuals	2021 Adopted	2022 Proposed
Full Time Equivalents Total	-	-	3.00

Business Applications

Seattle Information Technology Department

This budget program contains funding to design, develop, support application solutions that are focused towards individual business needs, in accordance with Citywide architecture and governance. Major business applications include Financial, HRIS, Police & Fire, Customer Care Billing (Utility), and Work Order Asset Management Systems.

	2020	2021	2022
Expenditures/FTE	Actuals	Adopted	Proposed
Business Applications	29,678,730	23,302,474	22,717,398
Full Time Equivalents Total	71.67	63.89	61.99

Department Initiatives

This budget program contains funding to citywide or department-specific IT projects and initiatives that are outside the scope of Seattle ITD's Capital Improvement Program (CIP).

	2020	2021	2022
Expenditures/FTE	Actuals	Adopted	Proposed
Department Initiatives	37,736,713	55,887,219	52,709,187
Full Time Equivalents Total	48.97	84.39	98.89

Platform Applications

This budget program contains funding to design, develop, and support solutions for enterprise platform applications and middleware in accordance with Citywide architecture and governance. Major platform applications include GIS & CADD, Permitting, and Customer Relationship Management systems.

	2020	2021	2022
Expenditures/FTE	Actuals	Adopted	Proposed
Platform Applications	16,857,344	17,662,168	20,526,078
Full Time Equivalents Total	99.54	79.70	70.70

Service Modernization

This budget program contains funding to mature and advance essential IT functions, practices and services including vendor management, enterprise architecture, quality assurance, and business intelligence and analytics.

	2020	2021	2022
Expenditures/FTE	Actuals	Adopted	Proposed
Service Modernization	10,230,825	11,568,526	9,621,497
Full Time Equivalents Total	59.00	46.55	42.55

ITD - BO-IT-D0800 - Client Solutions

The Client Solutions Budget Summary Level provides account management and support for Seattle IT customers, which includes services that build and mature relationships, support and facilitate strategic planning, guide technology learning and decisions through customer innovation labs, establish standards for Project Management and Business Analysis services for all IT projects, facilitate IT project intake analysis, and support consistent communication and customer service

Seattle Information Technology Department

practices across all customer-facing divisions.

Program Expenditures	2020 Actuals	2021 Adopted	2022 Proposed
Client Solutions	4,878,058	5,077,785	5,368,747
Total	4,878,058	5,077,785	5,368,747
Full-time Equivalents Total*	30.06	17.06	12.96

**FTE totals are provided for informational purposes only. Changes in FTEs resulting from City Council or Human Resources Director actions outside of the budget process may not be detailed here*

Office of Intergovernmental Relations

Lily Wilson-Codega, Director

(206) 684-0213

<http://www.seattle.gov/oir>

Department Overview

The Office of Intergovernmental Relations (OIR) provides advice and information to, and on behalf of, City elected officials, City departments, and external partners. The primary goal of these efforts is to ensure the City's interests are advanced with regional, state, federal, tribal, and international entities to enable the City to better serve the Seattle community.

OIR is also responsible for engaging with other jurisdictions and governmental entities to collaborate and advocate for outcomes that are in the interest of the City and region. OIR implements and manages lobbying contracts and ensures the City's lobbying resources align with the City's strategic advocacy priorities.

Budget Snapshot

	2020 Actuals	2021 Adopted	2022 Proposed
Department Support			
General Fund Support	3,074,834	2,810,942	3,059,062
Total Operations	3,074,834	2,810,942	3,059,062
Total Appropriations	3,074,834	2,810,942	3,059,062
Full-Time Equivalents Total*	10.00	9.00	10.00

** FTE totals are provided for informational purposes only. Changes in FTEs resulting from City Council or Human Resources Director actions outside of the budget process may not be detailed here.*

Budget Overview

The 2022 Proposed Budget restores funding to the Office of Intergovernmental Relations (OIR) after the 2021 Adopted Budget reduced funding in the following areas: state lobbying contracts, membership dues to the Association of Washington Cities (AWC), and travel and conference costs. Additionally, the proposed budget provides OIR with an additional pocket for the department's state lobbying body of work. There is no new increase in appropriation authority proposed. Finally, the proposed budget includes Citywide technical adjustments related to internal services costs and personnel costs.

Office of Intergovernmental Relations

Incremental Budget Changes

Office of Intergovernmental Relations

	Dollars	FTE
2021 Adopted Budget	2,810,942	9.00
Baseline		
Citywide Adjustments for Standard Cost Changes	19,503	-
Baseline Adjustments for Personnel Costs	43,117	-
State Lobbying Contracts Restoration	118,000	-
Association of Washington Cities Membership Restoration	57,500	-
Travel and Conference Budget Restoration	10,000	-
Proposed Operating		
State Lobbyist Pocket Add	-	1.00
Total Incremental Changes	\$248,120	1.00
Total 2022 Proposed Budget	\$3,059,062	10.00

Description of Incremental Budget Changes

Baseline

Citywide Adjustments for Standard Cost Changes

Expenditures \$19,503

Citywide technical adjustments made in the baseline phase reflect changes to internal services costs, including rates from the Department of Finance & Administrative Services, Seattle Information Technology Department, Seattle Department of Human Resources, and for healthcare, retirement and industrial insurance charges for the department. These adjustments reflect initial assumptions about these costs and inflators early in the budget process.

Baseline Adjustments for Personnel Costs

Expenditures \$43,117

This centrally administered change adjusts appropriations to restore the annual wage increase for non-represented Executives, Managers and Strategic Advisors, which was forgone in 2021 due to financial constraints.

State Lobbying Contracts Restoration

Expenditures \$118,000

This item is a restoration of appropriation authority of \$118,000 to the Office of Intergovernmental Relations (OIR). In 2021, OIR took a one-time reduction in appropriation authority of \$118,000, due to significant revenue losses from the COVID-19 economic and public health crises. This reduction was associated with reduced department resources for representation and lobbying abilities in Olympia, WA, and one-time resources were identified to temporarily fill this need in 2021. This item restores the one-time reduction on an ongoing basis.

Office of Intergovernmental Relations

Association of Washington Cities Membership Restoration

Expenditures	\$57,500
--------------	----------

This item is a restoration of appropriation authority of \$57,500 to the Office of Intergovernmental Relations (OIR). In 2021, OIR took a one-time reduction in appropriation authority of \$57,500, due to significant revenue losses from the COVID-19 economic and public health crises. This reduction was associated with a 50% reduction of 2021 membership dues to the Association of Washington Cities (AWC). This item restores the one-time reduction.

Travel and Conference Budget Restoration

Expenditures	\$10,000
--------------	----------

This item is a restoration of appropriation authority of \$10,000 to the Office of Intergovernmental Relations (OIR). In 2021, OIR took a one-time reduction in appropriation authority of \$10,000, due to significant revenue losses from the COVID-19 economic and public health crises. This reduction was associated with reduced travel and conference expenses in 2020 and 2021, which expect to return in 2022. This item restores the one-time reduction.

Proposed Operating

State Lobbyist Pocket Add

Position Allocation	1.00
---------------------	------

This item creates a 1.0 FTE Strategic Advisor 2, Exempt pocket in the Office of Intergovernmental Relations (OIR). This add will help to ensure that all regular OIR positions can be filled with qualified candidates. No increase in appropriation authority is needed to fund this position.

Office of Intergovernmental Relations

Expenditure Overview

	2020 Actuals	2021 Adopted	2022 Proposed
Appropriations			
OIR - BO-IR-X1G00 - Office of Intergovernmental Relations			
00100 - General Fund	3,074,834	2,810,942	3,059,062
Total for BSL: BO-IR-X1G00	3,074,834	2,810,942	3,059,062
Department Total	3,074,834	2,810,942	3,059,062
Department Full-Time Equivalents Total*	10.00	9.00	10.00

* FTE totals are provided for informational purposes only. Changes in FTEs resulting from City Council or Human Resources Director actions outside of the budget process may not be detailed here.

Budget Summary by Fund Office of Intergovernmental Relations

	2020 Actuals	2021 Adopted	2022 Proposed
00100 - General Fund	3,074,834	2,810,942	3,059,062
Budget Totals for OIR	3,074,834	2,810,942	3,059,062

Appropriations by Budget Summary Level and Program

OIR - BO-IR-X1G00 - Office of Intergovernmental Relations

The purpose of the Intergovernmental Relations Budget Summary Level is to promote and protect the City's federal, state, regional, tribal, and international interests by providing strategic advice, representation, and advocacy to, and on behalf of, City elected officials on a variety of issues. These include: federal and state executive and legislative actions; issues and events relating to the City's tribal and international relations; and jurisdictional issues involving King County, suburban cities, and regional governmental organizations.

Program Expenditures	2020 Actuals	2021 Adopted	2022 Proposed
Office of Intergovernmental Relations	3,074,834	2,810,942	3,059,062
Total	3,074,834	2,810,942	3,059,062
Full-time Equivalents Total*	10.00	9.00	10.00

* FTE totals are provided for informational purposes only. Changes in FTEs resulting from City Council or Human Resources Director actions outside of the budget process may not be detailed here.

Legislative Department

M. Lorena González, Council President

(206) 684-8888 TTY: (206) 233-0025

<http://www.seattle.gov/council/>

Department Overview

The Legislative Department is comprised of the Seattle City Council, as well as two primary divisions: Central Staff and the Office of the City Clerk. Each division supports various aspects of the Council and works with members of the public and City departments to facilitate and develop effective and responsive public policy. The Council and Legislative Department are part of the legislative branch of government, which also includes the Office of City Auditor, the Office of Hearing Examiner, and the Office of Inspector General for Public Safety.

The Council is composed of two at-large and seven district-elected seats for a total of nine, nonpartisan, elected Councilmembers. In November 2019, seven district Councilmembers were elected to a four-year term beginning in 2020. Two at-large Councilmembers are elected to align with the election for a four-year term with the Mayor and City Attorney election in 2021. This approach staggers the district and at-large elections two years apart.

The City Council establishes city laws; creates, evaluates and approves policies, legislation, and regulations; approves the City's annual operating and capital improvement budgets; and provides oversight to the City's executive departments. Each Councilmember has a staff of legislative assistants who assist in this work.

Central Staff provides policy and budget analysis for Councilmembers and their staffs, as well as consultant contract services for the Legislative Department. The Office of the City Clerk advances principles of open government and inclusive access through effective facilitation of the legislative process and transparent, accountable stewardship of public information and the official record, including City Council proceedings and legislation. The City Clerk serves as ex-officio elections administrator and filing officer. The office manages the City's Boards and Commissions Registry Program; coordinates public records disclosure requests; and provides information technology, administrative and operational support to the Legislative Department.

Communications and Human Resources/Finance teams are also a part of the Legislative Department. Communications staff assist Councilmembers and the Council as a whole in communicating values, goals and issues to the public by providing marketing and public relations services, including website and social media management, strategic media relations and public affairs work. Human Resources/Finance staff provide employee relations, talent acquisition, employee development, performance management, benefits administration services, finance, budget, accounting, and payroll for the Legislative Department and Office of City Auditor.

Legislative Department

Budget Snapshot

	2020 Actuals	2021 Adopted	2022 Proposed
Department Support			
General Fund Support	18,559,193	18,441,784	19,060,165
Total Operations	18,559,193	18,441,784	19,060,165
Total Appropriations	18,559,193	18,441,784	19,060,165
Full-Time Equivalents Total*	100.50	100.50	100.50

** FTE totals are provided for informational purposes only. Changes in FTEs resulting from City Council or Human Resources Director actions outside of the budget process may not be detailed here*

Budget Overview

The 2022 Proposed Budget includes technical adjustments to bring the department's baseline budget into alignment with internal service cost changes and the removal of one-time items added in prior year budgets. In addition, the proposed budget restores General Fund that had been cut following COVID-19 related revenue losses in 2020 and 2021; this funding will support ongoing personnel and operating expenses.

Legislative Department

Incremental Budget Changes

Legislative Department

	Dollars	FTE
2021 Adopted Budget	18,441,784	100.50
Baseline		
Citywide Adjustments for Standard Cost Changes	328,381	-
One-Time Items	(210,000)	-
Proposed Operating		
Restore General Fund	500,000	-
Total Incremental Changes	\$618,381	-
Total 2022 Proposed Budget	\$19,060,165	100.50

Description of Incremental Budget Changes

Baseline

Citywide Adjustments for Standard Cost Changes

Expenditures \$328,381

Citywide technical adjustments made in the baseline phase reflect changes to internal services costs, including rates from the Department of Finance & Administrative Services, Seattle Information Technology Department, Seattle Department of Human Resources, and for Judgement and Claims, healthcare, retirement and industrial insurance charges for the department. These adjustments reflect initial assumptions about these costs and inflators early in the budget process.

One-Time Items

Expenditures \$(210,000)

This item includes budget adjustments for one-time changes in the 2021 Adopted Budget including:

- (\$60,000) added to supplement funding for a King County survey on human service wage inequities; and
- (\$150,000) to fund a Transportation Impact Fee Study.

Proposed Operating

Restore General Fund

Expenditures \$500,000

This item restores \$500,000 of General Fund reductions that were taken in the 2021 Adopted Budget due to COVID-19 related revenue losses.

Legislative Department

Expenditure Overview

	2020 Actuals	2021 Adopted	2022 Proposed
Appropriations			
LEG - BO-LG-G1000 - Legislative Department			
00100 - General Fund	14,479,238	13,745,550	14,114,678
Total for BSL: BO-LG-G1000	14,479,238	13,745,550	14,114,678
LEG - BO-LG-G2000 - Leadership and Administration			
00100 - General Fund	4,079,955	4,696,234	4,945,487
Total for BSL: BO-LG-G2000	4,079,955	4,696,234	4,945,487
Department Total	18,559,193	18,441,784	19,060,165
Department Full-Time Equivalents Total*	100.50	100.50	100.50

** FTE totals are provided for informational purposes only. Changes in FTEs resulting from City Council or Human Resources Director actions outside of the budget process may not be detailed here*

Budget Summary by Fund Legislative Department

	2020 Actuals	2021 Adopted	2022 Proposed
00100 - General Fund	18,559,193	18,441,784	19,060,165
Budget Totals for LEG	18,559,193	18,441,784	19,060,165

Legislative Department

Appropriations by Budget Summary Level and Program

LEG - BO-LG-G1000 - Legislative Department

The purpose of the Legislative Department Budget Summary Level is to set policy, enact City laws, approve the City's budget, provide oversight of City departments, and support the mission of the Council.

Program Expenditures	2020 Actuals	2021 Adopted	2022 Proposed
Central Staff	3,365,180	3,560,685	3,577,027
City Clerk	4,010,941	3,821,245	3,845,327
City Council	7,103,118	6,363,620	6,692,324
Total	14,479,238	13,745,550	14,114,678
Full-time Equivalents Total*	95.50	95.50	95.50

**FTE totals are provided for informational purposes only. Changes in FTEs resulting from City Council or Human Resources Director actions outside of the budget process may not be detailed here*

The following information summarizes the programs in Legislative Department Budget Summary Level:

Central Staff

The purpose of the Central Staff Program is to provide high-quality, objective research and analysis to the Council and its individual members on a variety of policy and budget issues, as well as consultant contract services for the Legislative department.

Expenditures/FTE	2020 Actuals	2021 Adopted	2022 Proposed
Central Staff	3,365,180	3,560,685	3,577,027
Full Time Equivalents Total	19.00	19.00	19.00

City Clerk

The purpose of the City Clerk Program is to support and facilitate the City's legislative process in compliance with the Open Public Meetings Act; manage the City's Records Management Program and ensure public access to the City's records; preserve the City's official and historical records in compliance with the Public Records Acts; manage the City's Boards and Commissions Registry; serve as the City's ex officio elections officer; and provide information technology, administrative and operational support to the Legislative Department.

Expenditures/FTE	2020 Actuals	2021 Adopted	2022 Proposed
City Clerk	4,010,941	3,821,245	3,845,327
Full Time Equivalents Total	27.50	27.50	27.50

City Council

Legislative Department

The purpose of the City Council Program is to set policy; review, consider and determine legislative action; approve the City's budget; and provide oversight of City departments. The goal of the City Council is to be transparent, effective and accountable, as well as to promote diversity and health of all neighborhoods. This program consists of the nine Councilmembers, their Legislative Assistants and the Communications staff.

	2020	2021	2022
Expenditures/FTE	Actuals	Adopted	Proposed
City Council	7,103,118	6,363,620	6,692,324
Full Time Equivalents Total	49.00	49.00	49.00

LEG - BO-LG-G2000 - Leadership and Administration

The purpose of the Leadership and Administration Budget Summary Level is to provide executive, community, financial, human resource, technology and business support to the department.

Program Expenditures	2020	2021	2022
	Actuals	Adopted	Proposed
Citywide Indirect Costs	2,842,721	2,897,642	3,099,241
Departmental Indirect Costs	1,237,234	1,798,592	1,846,246
Total	4,079,955	4,696,234	4,945,487
Full-time Equivalents Total*	5.00	5.00	5.00

**FTE totals are provided for informational purposes only. Changes in FTEs resulting from City Council or Human Resources Director actions outside of the budget process may not be detailed here*

The following information summarizes the programs in Leadership and Administration Budget Summary Level:

Citywide Indirect Costs

The purpose of the Citywide Indirect Costs program is to fund internal services costs originating from outside of the department such as allocated costs from the Department of Finance and Administrative Services and Seattle Information Technology Department.

	2020	2021	2022
Expenditures/FTE	Actuals	Adopted	Proposed
Citywide Indirect Costs	2,842,721	2,897,642	3,099,241

Departmental Indirect Costs

The purpose of the Departmental Indirect Costs program is to fund costs associated with management of the department. This may include personnel costs related to department leadership and administration or other administrative costs such as external rent and operating supplies or services.

	2020	2021	2022
Expenditures/FTE	Actuals	Adopted	Proposed
Departmental Indirect Costs	1,237,234	1,798,592	1,846,246
Full Time Equivalents Total	5.00	5.00	5.00

Office of the Mayor

Jenny A. Durkan, Mayor

(206) 684-4000

<http://www.seattle.gov/mayor/>

Department Overview

The Office of the Mayor works to provide leadership to the residents, employees, and regional neighbors of the City of Seattle and to create an environment that encourages ideas, civic discourse, and inclusion for the City's entire diverse population.

In the municipality of Seattle, the Mayor governs the Executive Branch as its chief executive officer. The many legal roles and responsibilities of the Mayor, and those working directly for the Mayor, are prescribed in the City Charter, state statutes and municipal ordinances. Elections for this nonpartisan office are held every four years.

Budget Snapshot

	2020 Actuals	2021 Adopted	2022 Proposed
Department Support			
General Fund Support	7,558,119	7,440,359	7,638,274
Total Operations	7,558,119	7,440,359	7,638,274
Total Appropriations	7,558,119	7,440,359	7,638,274
Full-Time Equivalents Total*	39.50	39.50	39.50

** FTE totals are provided for informational purposes only. Changes in FTEs resulting from City Council or Human Resources Director actions outside of the budget process may not be detailed here*

Budget Overview

The 2022 Proposed Budget for the Office of the Mayor's budget has no significant changes and continues existing staffing and services, with technical adjustments made to Citywide charges and personnel costs.

Office of the Mayor

Incremental Budget Changes

Office of the Mayor

	Dollars	FTE
2021 Adopted Budget	7,440,359	39.50
Baseline		
Citywide Adjustments for Standard Cost Changes	89,101	-
Baseline Adjustments for Personnel Costs	108,814	-
Revenue Adjustments	-	-
Total Incremental Changes	\$197,915	-
Total 2022 Proposed Budget	\$7,638,274	39.50

Description of Incremental Budget Changes

Baseline

Citywide Adjustments for Standard Cost Changes

Expenditures \$89,101

Citywide technical adjustments made in the baseline phase reflect changes to internal services costs, including rates from the Department of Finance & Administrative Services, Seattle Information Technology Department, Seattle Department of Human Resources, and for healthcare, retirement and industrial insurance charges for the department. These adjustments reflect initial assumptions about these costs and inflators early in the budget process.

Baseline Adjustments for Personnel Costs

Expenditures \$108,814

This centrally administered change adjusts appropriations to restore the annual wage increase for non-represented Executives, Managers and Strategic Advisors, which was forgone in 2021 due to financial constraints.

Revenue Adjustments

Revenues \$(142,803)

This item adjusts the Mayor's Office budget by removing revenue associated with salary donation back to the City.

Office of the Mayor

Expenditure Overview

	2020 Actuals	2021 Adopted	2022 Proposed
Appropriations			
MO - BO-MA-X1A00 - Office of the Mayor			
00100 - General Fund	7,558,119	7,440,359	7,638,274
Total for BSL: BO-MA-X1A00	7,558,119	7,440,359	7,638,274
Department Total	7,558,119	7,440,359	7,638,274
Department Full-Time Equivalents Total*	39.50	39.50	39.50

** FTE totals are provided for informational purposes only. Changes in FTEs resulting from City Council or Human Resources Director actions outside of the budget process may not be detailed here*

Budget Summary by Fund Office of the Mayor

	2020 Actuals	2021 Adopted	2022 Proposed
00100 - General Fund	7,558,119	7,440,359	7,638,274
Budget Totals for MO	7,558,119	7,440,359	7,638,274

Appropriations by Budget Summary Level and Program

MO - BO-MA-X1A00 - Office of the Mayor

The purpose of the Office of the Mayor Budget Summary Level is to provide executive leadership to support City departments, engage and be responsive to residents of the city, develop policy for the City, and provide executive administrative and management support to the City.

Program Expenditures	2020 Actuals	2021 Adopted	2022 Proposed
Office of the Mayor	7,558,119	7,440,359	7,638,274
Total	7,558,119	7,440,359	7,638,274
Full-time Equivalents Total*	39.50	39.50	39.50

**FTE totals are provided for informational purposes only. Changes in FTEs resulting from City Council or Human Resources Director actions outside of the budget process may not be detailed here*

Summary of Position and Full-Time Equivalent (FTE) Changes by Department

The following tables provide a summary of total position and FTE changes by department for 2022. Position counts for a department may exceed FTE counts as position counts tally part-time positions as discrete items.

Summary of Position Changes by Department

	(A)	(B)	(C) = (A) + (B)
Department	2021 Adopted Total	2022 Proposed Changes	2022 Proposed Budget
City Budget Office	36	7	43
Civil Service Commissions	2	0	2
Community Police Commission	9	0	9
Community Safety and Communications Center	1	145	146
Department of Construction and Inspections	431	34	465
Department of Education and Early Learning	111	7	118
Department of Neighborhoods	64	12	76
Department of Parks and Recreation	1,011	15	1,026
Economic and Revenue Forecasts	1	2	3
Employees' Retirement System	28	(1)	27
Ethics and Elections Commission	9	2	11
Finance and Administrative Services	623	3	626
Human Services Department	400	(9)	391
Law Department	204	6	210
Legislative Department	101	0	101
Office for Civil Rights	36	3	39
Office of Arts and Culture	41	2	43
Office of Economic Development	36	4	40
Office of Emergency Management	15	0	15
Office of Hearing Examiner	5	0	5
Office of Housing	47	5	52
Office of Immigrant and Refugee Affairs	10	2	12
Office of Intergovernmental Relations	9	1	10
Office of Labor Standards	30	4	34
Office of Planning and Community Development	43	5	48
Office of Sustainability and Environment	32	0	32
Office of the City Auditor	10	0	10
Office of the Employee Ombud	4	2	6
Office of the Inspector General	15	2	17
Office of the Mayor	40	0	40
Seattle Center	227	(1)	226
Seattle City Light	1,799	8	1,807
Seattle Department of Human Resources	162	4	166
Seattle Department of Transportation	961	157	1,118
Seattle Fire Department	1,194	3	1,197
Seattle Information Technology	676	(17)	659
Seattle Municipal Court	216	1	217
Seattle Police Department	2,032	(254)	1,778
Seattle Public Utilities	1,448	36	1,484
Total Budgeted Positions	12,119	190	12,309
Seattle Police Relief and Pension Fund	3	0	3
Seattle Firefighters' Pension Fund	4	0	4
Seattle Public Library	664	0	664
Total Citywide Positions	12,790	190	12,980

Notes

Firefighters' Pension Fund, Police Relief and Pension Fund, and Seattle Public Library positions: Personnel figures are for informational purposes only. The Library's position list is established by the Library Board of Trustees, and positions for the Police and Firefighter Pension funds are set by their respective board members.

2022 Proposed Changes: Includes the position changes in the 2022 Proposed Budget, plus positions that were approved by Council in 2021 supplemental budgets or stand-alone legislation.

Summary of Full-Time Equivalent (FTE) Changes by Department

	(A)	(B)	(C) = (A) + (B)
Department	2021 Adopted Total	2022 Proposed Changes	2022 Proposed Budget
City Budget Office	36.00	7.00	43.00
Civil Service Commissions	2.00	0.00	2.00
Community Police Commission	9.00	0.00	9.00
Community Safety and Communications Center	1.00	145.00	146.00
Department of Construction and Inspections	430.50	34.00	464.50
Department of Education and Early Learning	110.50	7.00	117.50
Department of Neighborhoods	64.00	11.50	75.50
Department of Parks and Recreation	937.88	20.75	958.63
Economic and Revenue Forecasts	1.00	2.00	3.00
Employees' Retirement System	28.00	(1.00)	27.00
Ethics and Elections Commission	7.40	2.00	9.40
Finance and Administrative Services	623.00	3.00	626.00
Human Services Department	398.75	(9.50)	389.25
Law Department	201.60	5.70	207.30
Legislative Department	100.50	0.00	100.50
Office for Civil Rights	35.50	3.00	38.50
Office of Arts and Culture	39.09	1.25	40.34
Office of Economic Development	36.00	4.00	40.00
Office of Emergency Management	15.00	0.00	15.00
Office of Hearing Examiner	5.00	0.00	5.00
Office of Housing	46.00	5.00	51.00
Office of Immigrant and Refugee Affairs	9.50	1.50	11.00
Office of Intergovernmental Relations	9.00	1.00	10.00
Office of Labor Standards	30.00	4.00	34.00
Office of Planning and Community Development	42.00	4.50	46.50
Office of Sustainability and Environment	31.50	0.00	31.50
Office of the City Auditor	10.00	0.00	10.00
Office of the Employee Ombud	4.00	2.00	6.00
Office of the Inspector General	15.00	2.00	17.00
Office of the Mayor	39.50	0.00	39.50
Seattle Center	216.43	(1.00)	215.43
Seattle City Light	1,792.80	8.00	1,800.80
Seattle Department of Human Resources	111.50	3.50	115.00
Seattle Department of Transportation	959.00	157.50	1,116.50
Seattle Fire Department	1,173.35	3.00	1,176.35
Seattle Information Technology	673.10	(15.60)	657.50
Seattle Municipal Court	205.85	0.50	206.35
Seattle Police Department	2,020.05	(254.00)	1,766.05
Seattle Public Utilities	1,440.30	37.00	1,477.30
Total Budgeted FTEs	11,910.60	194.60	12,105.20
Seattle Firefighters' Pension Fund	4.00	0.00	4.00
Seattle Police Relief and Pension Fund	3.00	0.00	3.00
Seattle Public Library	556.10	0.00	556.10
Total Citywide FTEs	12,473.70	194.60	12,668.30

Notes

Firefighters' Pension Fund, Police Relief and Pension Fund, and Seattle Public Library positions: Personnel figures are for informational purposes only. The Library's position list is established by the Library Board of Trustees, and positions for the Police and Firefighter Pension funds are set by their respective board members.

2022 Proposed Changes: Includes the position changes in the 2022 Proposed Budget, plus positions that were approved by Council in 2021 supplemental budgets or stand-alone legislation.

Fund Financial Plans

Fund #	Fund Name	Page
00100	General Subfund.....	663
00126	Judgment and Claims Fund.....	664
00155	Sweetened Beverage Tax Fund.....	665
00164	Unrestricted Cumulative Reserve Fund.....	666
00166	Revenue Stabilization Fund	667
00190	Office of Labor Standards.....	668
10101	Cable Television Franchise Fund.....	669
10102	Emergency Fund.....	670
10110	Industrial Insurance Fund.....	671
10111	Unemployment Insurance Fund.....	672
10112	Health Care Fund.....	673
10133	Group Term Life and Long Term Disability Insurance Fund.....	674
10200	Parks and Recreation Fund.....	675
10398	Move Seattle Levy Fund.....	676
10410	Library Fund.....	677
10800	Seattle Streetcar Fund.....	678
11410	Seattle Center Fund.....	679
11430	McCaw Hall Fund.....	680
12010	Municipal Arts Fund.....	681
12100	Wheelchair Accessible Fund.....	682
12200	Short-Term Rental Tax Fund.....	683
12300	Election Voucher Fund	684
12400	Arts and Culture Fund.....	685
13000	Transportation Fund.....	686
14000	Coronavirus Local Fiscal Recovery Fund.....	
14500	Payroll Expense Tax Fund.....	
16200	Human Services Fund.....	687
16400	Low-Income Housing Fund.....	688

Fund and Funding Source Financial Plans

16600	Office of Housing Fund.....	689
17857	Families and Education Levy Fund.....	690
17861	Seattle Preschool Program.....	691
17871	Families, Education, Preschool and Promise Fund.....	692
18100	2012 Library Levy Fund	693
18200	2019 Library Levy Fund.....	694
18500	School Safety Traffic and Pedestrian Improvement Fund.....	695
19710	Metropolitan Park District Fund.....	696
19900	Seattle Transportation Benefit District Fund.....	697
30010	REET I Capital Project Fund.....	698
30020	REET II Capital Projects Fund.....	699
33130	Park Mitigation and Remediation Fund.....	700
33860	2008 Parks Levy Fund.....	701
34070	McCaw Hall Capital Reserve Fund.....	702
36000	King County Parks Levy Fund.....	703
41000	City Light Fund.....	704
43000	Water Fund.....	705
44010	Drainage and Wastewater Fund.....	706
45010	Solid Waste Fund.....	707
48100	Construction and Inspections Fund.....	708
50300	Finance and Administrative Services Fund.....	709
50321	Fleet Capital Fund.....	710
50322	Asset Preservation Fund.....	711
50410	Information Technology Fund.....	712
61040	Fireman's Pension Fund.....	713
61060	Police Pension and Relief Fund.....	714
63000	Transit Benefit Fund.....	715
63100	Firefighter Health Care Fund.....	716
67600	FileLocal Agency Fund.....	717

General Fund (00100)

Amounts in \$1,000s	2020 Actuals	2021 Adopted	2021 Revised	2022 Proposed	2023 Projected	2024 Projected	2025 Projected
Beginning Budgetary Fund Balance							
Beginning Balance Sheet Fund Balance	126,537	58,328	63,193				
Budgetary Fund Balance Adjustment	(3,796)	0	(9,799)				
<i>Beginning Budgetary Fund Balance</i>	122,741	58,328	53,394	88,588	78,039	168,021	277,931
Sources of Funds							
Property Tax	344,813	356,740	360,500	372,330	383,688	386,242	390,671
Sales Tax	255,124	273,950	297,284	304,217	313,977	326,080	343,388
Business and Occupation Tax	249,321	263,570	286,408	318,792	344,903	365,151	385,869
Utility Tax	216,274	209,660	213,704	217,061	221,511	226,487	232,013
Other Taxes	2,714	17,016	21,315	13,482	13,892	14,162	14,220
Transportation Network Company Tax	0	5,022	5,563	9,113	11,666	13,191	14,443
Parking Meters	13,314	12,810	15,362	23,768	28,462	37,002	45,360
Court Fines and Forfeitures	46,053	49,925	51,593	50,465	54,887	55,397	55,546
Revenue from Other Public Entities	17,539	15,693	16,350	15,550	18,428	18,428	18,428
Service Charges & Reimbursements	6,986	11,455	10,494	15,451	17,231	18,039	18,956
Fund Balance Transfers (ERF, RSA, J&C, CRS-U)	50,414	73,020	73,020	152,227	169,486	170,352	140,881
Licenses, Permits, Interest Income and Other	69,979	64,464	62,903	71,610	77,589	77,640	78,772
Grants	105,551	13,340	20,442	12,836	27,222	9,364	9,764
Property Sale	0	0	66,500	0	0	0	0
Payroll Tax	0	214,284	217,749	0	0	0	0
Budget Adjustments							
Associated Revenues from Current Year CFD's			48,976				
Revenues from Current Year legislated ordinances			18,359				
<i>Total Budgetary Revenues</i>	1,378,082	1,580,950	1,786,523	1,576,901	1,682,942	1,717,534	1,748,312
Expenditures⁽²⁾							
Arts, Culture & Recreation	117,617	114,839	114,839	128,915	126,832	128,049	128,958
Education & Human Services	151,425	186,354	186,354	187,338	186,282	186,812	187,272
Livable & Inclusive Communities	70,832	65,811	65,811	63,300	60,264	60,776	61,227
Public Safety	732,829	709,082	709,082	737,573	746,879	757,308	766,675
Utilities, Transportation & Environment	65,553	87,841	87,841	102,614	100,242	100,686	101,063
Administration	323,006	409,474	409,474	342,710	347,461	348,993	350,219
Emergency Fund Contribution	0	33,687	33,687	10,000	10,000	10,000	10,000
Revenue Stabilization Fund Contribution	0	0	0	15,000	15,000	15,000	15,000
Budget Adjustments							
Current Year Encumbrance CFD's			13,711				
Current Year Grant/Svc Contract/Capital/Legislated CFD's			93,493				
Supplemental Changes			37,037				
<i>Total Budgetary Expenditures</i>	1,461,262	1,607,088	1,751,329	1,587,450	1,592,960	1,607,623	1,620,414
<i>Ending Balance Sheet Adjustment</i>	13,833						
<i>Ending Budgetary Fund Balance</i>	53,394	32,189	88,588	78,039	168,021	277,931	405,828
Financial Reserves - Revenue							
Current Year Grant/Svc Contract/Capital/Legislated CFD Revenues	52,436						
Financial Reserves - Expense							
Current Year Encumbrance CFD's	13,711						
Current Year Grant/Svc Contract/Capital/Legislated Expenditure CFD's	96,052						
Planning Reserves							
Planning Reserves	8,286	32,189	33,087	78,039	168,021	277,931	405,828
<i>Total Reserves</i>	65,613	32,189	33,087	78,039	168,021	277,931	405,828
<i>Ending Unreserved Budgetary Fund Balance</i>	(12,219)	1	55,501	(0)	(0)	(0)	(0)

⁽¹⁾ Ordinance 124607 authorized an interfund loan of \$205 million from multiple funds as bridge financing to be repaid by future tax proceeds and other anticipated revenues.

⁽²⁾ Expenditures in years 2023-2024 reflect the removal of 2022 one-time items, inflation of central costs, and inflation of medical benefits per maximum contract terms.

Judgment and Claims Fund (00126)

Amounts in \$1,000s	2020 Actuals	2021 Adopted	2021 Revised	2022 Proposed	2023 Projected	2024 Projected	2025 Projected
<u>Beginning Budgetary Fund Balance</u>							
Beginning Balance Sheet Fund Balance	8,612	10,612	14,958				
Budgetary Fund Balance Adjustment	0	0	0				
<i>Beginning Budgetary Fund Balance</i>	8,612	10,612	14,958	4,958	4,958	7,654	10,250
<u>Sources of Funds</u>							
Legal Service Fees	203	0	0	0	0	0	0
City Litigation Recoveries	8	7,782	7,782	7,782	7,937	8,096	8,258
General Fund Contribution	20,238	19,788	19,788	22,467	25,612	26,124	26,647
Miscellaneous Revs-Other Rev	0	0	0	0	0	0	0
Operating Transfers In	0	0	0	0	0	0	0
<i>Total Budgetary Revenues</i>	20,449	27,570	27,570	30,248	33,549	34,220	34,905
<u>Expenditures</u>							
Judgment & Claims - Claims	2,515	3,524	3,524	3,524	3,595	3,685	3,777
Judgment & Claims - Litigation	9,841	22,837	22,837	22,837	23,293	23,876	24,473
Judgment & Claims - General	1	88	88	88	90	92	95
Judgment & Claims - Police Action	1,746	1,121	1,121	3,799	3,875	3,972	4,072
<u>Budget Adjustments</u>							
Current Year Grant/Svc Contract/Capital CFD's			6,500				
Supplemental Changes			3,500				
<i>Total Budgetary Expenditures</i>	14,103	27,570	37,570	30,248	30,853	31,625	32,415
<i>Ending Budgetary Fund Balance</i>	14,958	10,612	4,958	4,958	7,654	10,250	12,739
<u>Financial Reserves - Expense</u>							
Current Year Grant/Svc Contract/Capital Expenditure CFD's	6,500						
<i>Total Reserves</i>	6,500	0	0	0	0	0	0
<i>Ending Unreserved Budgetary Fund Balance</i>	8,458	10,612	4,958	4,958	7,654	10,250	12,739

Sweetened Beverage Tax (00155)

Amounts in \$1,000s	2020 Actuals	2021 Adopted	2021 Revised	2022 Proposed	2023 Projected	2024 Projected	2025 Projected
Beginning Budgetary Fund Balance							
Beginning Balance Sheet Fund Balance	17,194	103	6,096				
Budgetary Fund Balance Adjustment	0	0	0				
<i>Beginning Budgetary Fund Balance</i>	17,194	103	6,096	3,518	3,872	5,232	7,184
Sources of Funds							
Sweetened Beverage Tax	15,674	20,772	20,772	22,292	23,406	24,108	24,470
Investment Earnings and Other	81						
<i>Total Budgetary Revenues</i>	15,755	20,772	20,772	22,292	23,406	24,108	24,470
Expenditures							
Office of City Auditor	450	500	500	0	0	0	0
Office of Sustainability and Environment	10,382	5,930	5,930	5,948	5,978	6,008	6,038
Department of Education and Early Learning	10,897	7,808	7,808	7,816	7,856	7,895	7,934
Human Services Department	5,058	4,743	4,743	4,897	4,921	4,946	4,971
Department of Parks and Recreation	65	303	303	303	304	306	307
Department of Neighborhoods	0	1,473		2,973	2,988	3,003	3,018
Finance General							
Budget Adjustments							
Office of City Auditor			500				
Office of Sustainability and Environment			1,476				
Department of Education and Early Learning			1,581				
Human Services Department			387				
Department of Parks and Recreation			122				
<i>Total Budgetary Expenditures</i>	26,853	20,757	23,350	21,937	22,047	22,157	22,268
<i>Ending Budgetary Fund Balance</i>	6,096	118	3,518	3,872	5,232	7,184	9,386
Financial Reserves - Expense (Carryforwards)							
Office of City Auditor	500						
Office of Sustainability and Environment	1,476						
Department of Education and Early Learning	1,581						
Human Services Department	387						
Department of Parks and Recreation	122						
Planning Reserves							
Revenue Stabilization Reserve	2,000	2,000	2,000	2,000	2,000	2,000	2,000
Worker Retraining	1,500	0	0	0	0	0	0
Planning Reserve	0	0	0	164	437	781	1,205
<i>Total Reserves</i>	3,500	2,000	2,000	2,164	2,437	2,781	3,205
<i>Ending Unreserved Budgetary Fund Balance</i>	2,596	(1,882)	1,518	1,708	2,795	4,403	6,181

Cumulative Reserve Subfund - Unrestricted (00164)

Amounts in \$1,000s	2020 Actuals	2021 Adopted	2021 Revised	2022 Proposed	2023 Projected	2024 Projected	2025 Projected
<u>Beginning Budgetary Fund Balance</u>							
Beginning Balance Sheet Fund Balance	16,198	4,408	22,475	12,032	178	124	1,644
Budgetary Fund Balance Adjustment	(1,826)	0	(3,592)				
<i>Beginning Budgetary Fund Balance</i>	14,372	4,408	18,883	12,032	178	124	1,644
<u>Sources of Funds</u>							
Street Vacation Fees	8,579	2,515	3,623			1,445	
State Grants		0					
Federal Grants	1,726	0	1,425				
Investment Earnings	2,459	1,050	1,500	1,400	1,400	1,400	1,400
Miscellaneous Revenues	1,445	150					
<u>Budget Adjustments</u>							
Associated Revenues from Current Year CFD's			0				
Revenues from Current Year legislated ordinances			0				
<i>Total Budgetary Revenues</i>	14,209	3,715	6,548	1,400	1,400	2,845	1,400
<u>Expenditures</u>							
Debt Service Payments	2,634	3,032	3,032	1,216	1,211	1,077	1,073
Capital Project Spending	2,529	95	95	12,038	243	248	254
Tenant Relocation Assistance - Admin costs	123	142	142				
Support to Operating Departments	4,421						
Transfer to General Fund							
<u>Budget Adjustments</u>							
Current Year Grant/Svc Contract/Capital CFD's			10,368				
Operating Underspend (FAS)			(237)				
<i>Total Budgetary Expenditures</i>	9,707	3,269	13,399	13,254	1,454	1,325	1,326
<i>Ending Balance Sheet Adjustment</i>	9						
<i>Ending Budgetary Fund Balance</i>	18,883	4,854	12,032	178	124	1,644	1,718
<u>Financial Reserves - Expense</u>							
Current Year Grant/Svc Contract/Capital Expenditure CFD's							
<u>Planning Reserves</u>							
King County Levy - Unallocated	623	623	623				
Parks Settlement Reserve	440	440	440				
Waterfront Pier 58 Reserve	3,345	3,791					
<i>WaterFront LID Reserve - City's Share</i>	4,408	4,854	1,063	0	0	0	0
Waterfront Pier 58 Reserve							
<i>Ending Unreserved Budgetary Fund Balance</i>	14,475	(0)	10,969	178	124	1,644	1,718

Revenue Stabilization Fund (00166)

Amounts in \$1,000s	2020 Actuals	2021 Adopted	2021 Revised	2022 Proposed	2023 Projected	2024 Projected	2025 Projected
Beginning Budgetary Fund Balance							
Beginning Balance Sheet Fund Balance	57,764	31,742	31,742				
<i>Beginning Budgetary Fund Balance</i>	57,764	31,742	31,742	6,042	21,042	36,042	51,042
Sources of Funds							
General Fund Contributions	3,007	0	0	15,000	15,000	15,000	15,000
<i>Total Budgetary Revenues</i>	3,007	0	0	15,000	15,000	15,000	15,000
Expenditures							
Expenses	29,030	25,700	25,700	0	0	0	0
<i>Total Budgetary Expenditures</i>	29,030	25,700	25,700	0	0	0	0
<i>Ending Budgetary Fund Balance</i>	31,742	6,042	6,042	21,042	36,042	51,042	66,042
<i>Ending Unreserved Budgetary Fund Balance</i>	31,742	6,042	6,042	21,042	36,042	51,042	66,042

Office of Labor Standards Fund (00190)

Amounts in \$1,000s	2020 Actuals	2021 Adopted	2021 Revised	2022 Proposed	2023 Projected	2024 Projected	2025 Projected
<u>Beginning Budgetary Fund Balance</u>							
Beginning Balance Sheet Fund Balance	2,066	1,427	2,636				
Budgetary Fund Balance Adjustment	0	0	70				
<i>Beginning Budgetary Fund Balance</i>	2,066	1,427	2,706	1,453	0	0	0
<u>Sources of Funds</u>							
General Fund Transfer	6,797	5,930	5,930	6,876	7,797	7,825	7,854
General Fund Transfer - Transportation Network Company Tax	0	346	2,096	3,801	3,803	3,804	3,806
<u>Budget Adjustments</u>							
Associated Revenues from Current Year CFD's			0				
Revenues from Current Year legislated ordinances			0				
<i>Total Budgetary Revenues</i>	6,797	6,276	8,026	10,678	11,600	11,630	11,660
<u>Expenditures</u>							
Office of Labor Standards	4,264	5,176	6,926	10,031	9,500	9,530	9,560
Business Outreach and Education	519	600	600	600	600	600	600
Community Outreach and Education	1,474	1,500	1,500	1,500	1,500	1,500	1,500
<u>Budget Adjustments</u>							
Current Year Encumbrance CFD's			253				
Current Year Grant/Svc Contract/Capital CFD's			0				
<i>Total Budgetary Expenditures</i>	6,257	7,276	9,279	12,131	11,600	11,630	11,660
<i>Ending Balance Sheet Adjustment</i>	99						
<i>Ending Budgetary Fund Balance</i>	2,706	427	1,453	0	0	0	0
<u>Financial Reserves - Revenue</u>							
Current Year Grant/Svc Contract/Capital CFD Revenues	0						
<u>Financial Reserves - Expense</u>							
Current Year Encumbrance CFD's	253						
Current Year Grant/Svc Contract/Capital Expenditure CFD's	0						
<i>Total Reserves</i>	253	0	0	0	0	0	0
<i>Ending Unreserved Budgetary Fund Balance</i>	2,453	427	1,453	0	0	0	0

Cable TV Franchise Fund (10101)

Amounts in \$1,000s	2020 Actuals	2021 Adopted	2021 Revised	2022 Proposed	2023 Projected	2024 Projected	2025 Projected
Beginning Budgetary Fund Balance							
Beginning Balance Sheet Fund Balance	(629)	768	873				
Budgetary Fund Balance Adjustment	7		(25)				
<i>Beginning Budgetary Fund Balance</i>	(622)	768	848	1,097	604	248	433
Sources of Funds							
Franchise Fees ¹	5,417	6,550	6,073	5,426	4,887	4,402	3,964
PEG Support Fees	533	572	552	493	444	400	360
Misc. Revenues/Rebates ²	18	0	175	0	0	0	0
Interest Earnings	2	22	20	2	2	2	
2019 True Up ³	593						
2020 True Up ³	1,106	0	600	0	0	0	0
2021 True Up ³	0	0	0	0	0	0	0
Budget Adjustments							
Associated Revenues from Current Year CFD's			0				
Revenues from Current Year legislated ordinances			0				
<i>Total Budgetary Revenues</i>	7,669	7,144	7,420	5,921	5,334	4,804	4,325
Expenditures							
Leadership and Administration BSL	136	953	953	1,080	1,092	1,105	1,118
Technology Infrastructure BSL	2	0	0	0	0	0	0
Frontline Services & Workplace BSL	5,679	5,527	5,527	4,703	4,727	4,750	4,774
Digital Security & Risk BSL		0	0	0	0	0	0
Applications BSL	74	298	298	228	229	230	231
Capital Improvement Projects BSL	251	337	337	345	347	349	351
Client Solutions BSL	34	57	57	58	58	59	59
Interest on Interfund Loan ⁴	22	0	0	0	0	0	0
Future Reductions	0	0	0	0	(763)	(1,874)	(2,423)
Budget Adjustments							
Current Year Encumbrance CFD's			0				
Current Year Grant/Svc Contract/Capital CFD's			0				
Supplemental Changes			0				
<i>Total Budgetary Expenditures</i>	6,199	7,171	7,171	6,414	5,690	4,619	4,110
<i>Ending Balance Sheet Adjustment</i>	0						
<i>Ending Budgetary Fund Balance</i>	848	741	1,097	604	248	433	648
Financial Reserves - Revenue							
Current Year Grant/Svc Contract/Capital CFD Revenues	0						
Financial Reserves - Expense							
Current Year Encumbrance CFD's	0						
Current Year Grant/Svc Contract/Capital Expenditure CFD's	0						
Planning Reserves							
Planning Reserves-Expenditures					188	343	528
Placeholder for Impact of FCC Order 621 (franchise fees & in-kind donations) ⁵	0	0	0	30	60	90	120
<i>Total Reserves</i>	0	0	0	30	248	433	648
<i>Ending Unreserved Budgetary Fund Balance</i>	848	741	1,097	574	0	0	0

Assumptions

¹ Revenue projections reflect a continuing decline in Franchise Fees and associated PEG revenues. In addition, one of the three Cable providers, CenturyLink, ended its Cable service as of 12/31/20, with only a modest amount of Nov/Dec franchise fee revenue from CenturyLink arriving in 2021.

² 2021 Revenues came from a \$150,000 settlement with CenturyLink to wrap up that franchise agreement plus one-time corrective payments from Comcast for prior year shortfalls for Franchise Fees & PEG.

³ This represents a transfer from ITD fund 50410. The refund shown for 2020 is estimated and still being reviewed.

⁴ Seattle IT has no outstanding Interfund loans affecting cable fund. This is the interest paid on interfund loans made from the [Information Technology Fund (50410)] to the [Cable TV Franchise Fund (10101)] that were open in 2020. The loans and the interest were both paid in December 2020.

⁵ Placeholder for potential impacts of FCC Order 621; franchise fees and in-kind donations.

Emergency Fund (10102)

Amounts in \$1,000s	2020 Actuals	2021 Adopted	2021 Revised	2022 Proposed	2023 Projected	2024 Projected	2025 Projected
<u>Beginning Budgetary Fund Balance</u>							
Beginning Balance Sheet Fund Balance	64,952	47,110	52,199				
<i>Beginning Budgetary Fund Balance</i>	64,952	47,110	52,199	33,660	43,660	53,660	63,660
<u>Sources of Funds</u>							
General Fund Contributions	1,923	33,687	0	10,000	10,000	10,000	10,000
<i>Total Budgetary Revenues</i>	1,923	33,687	0	10,000	10,000	10,000	10,000
<u>Expenditures</u>							
Expenses	14,677	47,050	47,050	0	0	0	0
<u>Budget Adjustments</u>							
Current Year Encumbrance CFD's			5,176				
Supplemental Changes			(33,687)				
<i>Total Budgetary Expenditures</i>	14,677	47,050	18,539	0	0	0	0
<i>Ending Budgetary Fund Balance</i>	52,199	33,747	33,660	43,660	53,660	63,660	73,660
<u>Financial Reserves - Expense</u>							
Current Year Encumbrance CFD's	5,176						
Current Year Grant/Svc Contract/Capital Expenditure CFD's	0						
<i>Total Reserves</i>	5,176	0	0	0	0	0	0
<i>Ending Unreserved Budgetary Fund Balance</i>	47,023	33,747	33,660	43,660	53,660	63,660	73,660

Industrial Insurance Fund (10110)

Amounts in \$1,000s	2020 Actuals	2021 Adopted	2021 Revised	2022 Proposed	2023 Projected	2024 Projected	2025 Projected
Beginning Budgetary Fund Balance							
Beginning Balance Sheet Fund Balance	7,201	5,045	3,947				
<i>Beginning Budgetary Fund Balance</i>	7,201	5,045	3,947	3,653	6,163	6,254	6,825
Sources of Funds							
Department Contributions	20,212	23,808	24,241	36,116	35,787	38,860	41,354
<i>Total Budgetary Revenues</i>	20,212	23,808	24,241	36,116	35,787	38,860	41,354
Expenditures							
Claims	14,617	14,476	14,476	22,895	24,990	27,275	29,475
Pension Payout (Rate Funded Departments)	0	500	500	800	500	500	500
Labor & Industries Assessments/Insurance	5,550	4,908	5,716	5,888	6,065	6,247	6,434
Administration	3,300	4,057	3,842	4,023	4,143	4,267	4,395
<i>Total Budgetary Expenditures</i>	23,467	23,941	24,535	33,606	35,697	38,289	40,804
<i>Ending Budgetary Fund Balance</i>	3,947	4,912	3,653	6,163	6,254	6,825	7,375
Planning Reserves							
Policy Reserve (25% of Claims)	3,654	3,619	3,619	5,724	6,247	6,819	7,369
Pension Payouts (non-rate depts)	0	0	433	433	0	0	0
<i>Total Reserves</i>	3,654	3,619	4,052	6,157	6,247	6,819	7,369
<i>Ending Unreserved Budgetary Fund Balance</i>	293	1,293	(399)	6	6	6	6

Unemployment Insurance (10111)

Amounts in \$1,000s	2020 Actuals	2021 Adopted	2021 Revised	2022 Proposed	2023 Projected	2024 Projected	2025 Projected
<u>Beginning Budgetary Fund Balance</u>							
Beginning Balance Sheet Fund Balance	1,062	598	1,619				
Budgetary Fund Balance Adjustment	0	0	0				
<i>Beginning Budgetary Fund Balance</i>	1,062	598	1,619	1,409	877	877	877
<u>Sources of Funds</u>							
Unemployment Compensation Contributions	2,617	4,706	2,300	1,977	2,380	2,440	2,500
<i>Total Budgetary Revenues</i>	2,617	4,706	2,300	1,977	2,380	2,440	2,500
<u>Expenditures</u>							
Claims	1,965	4,706	2,480	2,480	2,350	2,409	2,469
Services	95	30	30	30	30	31	32
<i>Total Budgetary Expenditures</i>	2,060	4,736	2,510	2,510	2,380	2,440	2,500
<i>Ending Balance Sheet Adjustment</i>	0						
<i>Ending Budgetary Fund Balance</i>	1,619	568	1,409	877	877	877	877
<u>Planning Reserves</u>							
Contingency Reserves	500	500	500	500	500	500	500
<i>Total Reserves</i>	500	500	500	500	500	500	500
<i>Ending Unreserved Budgetary Fund Balance</i>	1,119	68	909	377	377	377	377

Health Care Fund (10112)

Amounts in \$1,000s	2020 Actuals	2021 Adopted	2021 Revised	2022 Proposed	2023 Projected	2024 Projected	2025 Projected
<u>Beginning Budgetary Fund Balance</u>							
Beginning Balance Sheet Fund Balance	85,516	92,265	96,563				
<i>Beginning Budgetary Fund Balance</i>	85,516	92,265	96,563	92,852	92,420	91,450	89,793
<u>Sources of Funds</u>							
Department Contributions	221,358	229,467	235,051	254,261	270,788	288,389	307,135
Employee Contributions	37,972	39,456	37,788	38,543	39,314	40,100	40,902
Miscellaneous	8,386	6,747	8,643	8,908	9,114	9,315	9,510
<i>Total Budgetary Revenues</i>	267,716	275,670	281,481	301,713	319,216	337,805	357,547
<u>Expenditures</u>							
Healthcare Claims	252,035	272,901	280,102	296,961	314,862	333,871	354,056
Professional Services	4,634	2,770	5,090	5,184	5,324	5,590	5,870
<i>Total Budgetary Expenditures</i>	256,669	275,670	285,193	302,145	320,186	339,461	359,926
<i>Ending Budgetary Fund Balance</i>	96,563	92,265	92,852	92,420	91,450	89,793	87,414
<u>Planning Reserves</u>							
Health Care Claims Reserve	96,563	92,265	92,852	92,420	91,450	89,793	87,414
<i>Total Reserves</i>	96,563	92,265	92,852	92,420	91,450	89,793	87,414
<i>Ending Unreserved Budgetary Fund Balance</i>	0	0	0	0	0	0	0

Group Term Life Fund (10113)

Amounts in \$1,000s	2020 Actuals	2021 Adopted	2021 Revised	2022 Proposed	2023 Projected	2024 Projected	2025 Projected
<u>Beginning Budgetary Fund Balance</u>							
Beginning Balance Sheet Fund Balance	1,006	1,013	1,077				
Budgetary Fund Balance Adjustment	(11)	0	(31)				
<i>Beginning Budgetary Fund Balance</i>	995	1,013	1,046	1,046	1,046	1,046	1,012
<u>Sources of Funds</u>							
Interest	23	18	18	18	18	18	19
Employee Contributions - GTL & AD&D	3,586	3,572	3,572	3,572	3,644	3,717	3,791
Employee Contributions - LTD	2,163	2,269	2,269	2,269	2,314	2,361	2,408
Department Contributions - GTL	516	550	550	550	561	572	584
Department Contributions - LTD	217	254	254	254	259	265	270
<i>Total Budgetary Revenues</i>	6,505	6,663	6,663	6,663	6,797	6,933	7,071
<u>Expenditures</u>							
GTL - Group Term Life Ins. & ADD	4,257	4,140	4,140	4,140	4,223	4,329	4,437
LTD - long Term Disability	2,197	2,523	2,523	2,523	2,574	2,638	2,704
<i>Total Budgetary Expenditures</i>	6,453	6,663	6,663	6,663	6,797	6,967	7,141
<i>Ending Budgetary Fund Balance</i>	1,046	1,013	1,046	1,046	1,046	1,012	943
<u>Planning Reserves</u>							
<i>Total Reserves</i>	0	0	0	0	0	0	0
<i>Ending Unreserved Budgetary Fund Balance</i>	1,046	1,013	1,046	1,046	1,046	1,012	943

Park and Recreation Fund (10200)

	2020	2021	2021	2022	2023	2024	2025
Amounts in \$1,000s	Actuals	Adopted	Revised	Proposed	Projected	Projected	Projected
<u>Beginning Budgetary Fund Balance</u>							
Beginning Balance Sheet Fund Balance	22,553	6,265	41,636	12,575	7,861	6,917	5,042
Budgetary Fund Balance Adjustment	(594)	0	(1,703)				
<i>Beginning Budgetary Fund Balance</i>	21,959	6,265	39,933	12,575	7,861	6,917	5,042
<u>Sources of Funds</u>							
Athletic Facility Fees	944	2,198	2,198	4,038	4,038	4,038	4,038
Building/Oth Space Rent	0	72	72	72	72	72	72
Concession Proceeds	41	80	80	80	80	80	80
Exhibit Admission Charges	2	569	569	569	569	569	569
General Government-Other Rev	3,200	2,524	2,524	2,510	2,510	2,510	2,510
Lt Space/Facilities Leases	2,863	669	669	1,006	1,026	1,047	1,067
Miscellaneous Revs-Other Rev	14	857	857	891	891	891	891
Other Private Contrib & Dons	99	452	452	452	452	452	452
Other Rents & Use Charges	1,299	747	747	828	828	828	828
Parking Fees	26	40	40	79	79	79	79
Recoveries	1,052	1,076	1,076	1,176	1,176	1,176	1,176
Recreation Education Fees	710	1,628	1,628	4,288	4,288	4,288	4,288
Recreation Activities Fees	12,675	12,916	12,916	13,337	13,337	13,337	13,337
Recreation Admission Fees	792	725	725	2,489	2,489	2,489	2,489
Recreation Shared Revs Arc	0	384	384	1,013	1,013	1,013	1,013
Resource Recovery Rev	2,945	2,990	2,990	3,022	3,022	3,022	3,022
Sales Of Merchandise	122	13	13	27	27	27	27
St Space Facilities Rentals	1,008	1,817	1,817	5,081	5,183	5,286	5,392
Community Dev Block Grant		808	808	808	808	808	808
Capital Contributions	12,609	1,005	1,005	1,005	1,176	1,176	1,176
Federal and State Grants	246	0	0	1,500	0	0	0
Public Benefit Offset/TI Offset	(2,841)	0	0	0	0	0	0
COVID-19 Planning Program		6,420	6,420	0	0	0	0
Interest Earned	401	0	0	0	0	0	0
<u>Budget Adjustments</u>							
Associated Revenues from Current Year CFD's			18,146	0	0	0	0
Revenues from Current Year legislated ordinances			10,824	0	0	0	0
<i>Total Budgetary Revenues</i>	38,207	37,990	66,960	44,271	43,063	43,187	43,314
<u>Expenditures</u>							
Building For The Future	2,014	1,995	1,995	6,900	900	900	900
Debt and Special Funding	239	2,931	2,931	171	168	173	173
Fix It First	1,366	7,801	7,801	913	913	913	913
Parks and Facilities Maintenance and Repairs	2,928	0	0	5,207	5,337	5,471	5,607
Leadership and Administration	29	4,297	4,297	2,216	2,271	2,328	2,386
Departmentwide Programs	(9)	0	0	8,405	8,615	8,830	9,051
Parks & Open Space	158	12,381	12,381		0	0	0
Recreation Facility Programs	3,031	104	104	12,252	12,558	12,872	13,194
Golf Programs	9,667	900	900	12,818	13,138	13,467	13,803
Seattle Conservation Corps	2,542	168	168	0	0	0	0
Zoo and Aquarium Programs	1	913	913	104	106	109	112
COVID-19 Planning Program		6,420	6,420	0	0	0	0
<u>Budget Adjustments</u>							
Current Year Grant/Svc Contract/Capital CFD's			44,056				
Supplemental Changes			12,351				
<i>Total Budgetary Expenditures</i>	21,966	37,911	94,318	48,985	44,007	45,063	46,140
<i>Ending Balance Sheet Adjustment</i>	1,734						
<i>Ending Budgetary Fund Balance</i>	39,933	6,344	12,575	7,861	6,917	5,042	2,217
<u>Financial Reserves - Revenue</u>							
Current Year Grant/Svc Contract/Capital CFD Revenues	18,146						
<u>Financial Reserves - Expense</u>							
Current Year Grant/Svc Contract/Capital Expenditure CFD's	44,056						
<u>Planning Reserves</u>							
Golf Reserve	0	1,000	1,000	0	0	0	0
Athletic Field Operating Reserve	0	500	500	500	500	500	500
SPU Reservoir Use Fees	0	600	600	600	600	600	600
Cash Flow Reserve	0	2,500	2,500	1,143	1,143	1,143	1,143
CBO Planning Reserves	0	0	0	568	1,511	2,699	4,177
Lake City Community Center	0	0	0	5,000	5,000	5,000	5,000
Tree Remediation Funding Reserve	0	150	150	50	0	0	0
<i>Total Reserves</i>	25,910	4,750	4,750	7,861	8,754	9,942	11,420
<i>Ending Unreserved Budgetary Fund Balance</i>	14,023	1,594	7,825	(0)	(1,837)	(4,900)	(9,204)

Footnotes

SPR will evaluate options to address increased base operating costs due to inflation as part of its next MPD 6-year planning cycle.

The outyears of the financial plan do not make any assumptions regarding increases to SPR's fees and charges. Once the City emerges from the COVID-19 pandemic and decision are made regarding the next MPD spending plan, SPR will assess its fees & charges to consider inflationary and/or other changes.

Move Seattle Levy (10398)

Amounts in \$1,000s	2020 Actuals	2021 Adopted	2021 Revised	2022 Proposed	2023 Projected	2024 Projected	2025 Projected
Beginning Budgetary Fund Balance							
Beginning Balance Sheet Fund Balance	68,734	7,665	70,351				
Budgetary Fund Balance Adjustment	(850)	0	(4,733)				
<i>Beginning Budgetary Fund Balance</i>	67,884	7,665	65,618	22,615	4,949	809	2,475
Sources of Funds							
311010 - Real & Personal Property Taxes	101,502	103,234	104,876	107,074	109,310	111,592	1,153
322260 - Nonbus Lic&Perm-Meter Hood Fee	0	0	0	0	0	0	0
331110 - Direct Fed Grants		0	0	0	0	0	0
332010 - Fed Entitlmnt-Forfeited Prop		0	0	0	0	0	0
344900 - Transportation-Other Rev	276	0	0	0	0	0	0
360020 - Inv Earn-Residual Cash	1,308	0	1,000	0	0	0	0
360150 - Interest On Loan Payoffs	47	0	0	0	0	0	0
360900 - Miscellaneous Revs-Other Rev	212	0	0	0	0	0	0
Budget Adjustments							
Associated Revenues from Current Year CFD's	0	0	0	0	0	0	0
Revenues from Current Year legislated ordinances	0	0	0	0	0	0	0
<i>Total Budgetary Revenues</i>	103,345	103,234	105,876	107,074	109,310	111,592	1,153
Expenditures							
Safe Routes	23,329	31,094	37,381	31,758	23,555	19,981	95
01. Safety Corridors	3,936	2,029	2,941	4,019	849	1,461	0
02. Safe Routes to School	112	0	994	0	800	800	0
03. Markings	1,193	1,299	1,299	483	497	512	0
04. Transportation Operations	7,012	8,345	8,158	3,987	4,325	4,515	0
05. Bicycle Safety	6,834	6,205	7,221	8,755	3,480	1,000	0
06. Sidewalk Safety Repair	521	3,064	2,970	3,894	1,272	351	42
07. Curb Ramps & Crossings	1,425	5,072	6,698	9,609	10,122	7,551	0
08. Neighborhood Street Fund	2,296	5,081	7,101	1,011	2,210	3,790	53
Maintenance & Repair	51,291	35,733	68,876	58,356	41,023	46,491	1,049
09. Arterial Roadway Maintenance	30,626	2,743	32,919	10,005	19,796	27,889	0
10. Paving Spot Improvements	1,814	4,674	3,056	4,580	3,650	3,734	0
11. Bridge Repair Backlog	4,555	5,189	5,553	2,800	2,884	2,971	1,000
12. Bridge Seismic Improvements	5,398	6,480	10,054	24,307	11,764	5,966	0
13. Bridge Replacement, Fairview	3,041	3,008	9,103	1,244	30	30	33
14. Bridge Replacement, Planning & Design	955	0	1,196	4,500	0	2,923	0
15. Stairway Maintenance	512	541	422	551	561	572	16
16. Tree Planting & Trimming	3,685	5,961	5,961	2,269	2,337	2,407	0
17. Drainage Partnership, SPU South Park	705	7,137	612	8,100	0	0	0
Congestion Relief	31,846	43,149	42,045	34,626	31,873	15,163	2,485
18. Multimodal Improvements	15,386	8,007	9,681	12,962	6,466	3,104	0
19. Traffic Signal Timing Improvements	3,162	7,008	7,582	1,885	2,248	2,302	1,132
20. Intelligent Transportation System Improvements	2,698	2,700	2,021	1,005	1,378	1,323	0
21. Transit Spot Improvements	1,406	1,486	528	2,318	4,513	3,698	0
22. Light Rail Connections, Graham St	0	0	5	0	0	0	0
23. Northgate Bridge	790		4,884	6,064	1,231	554	0
24. Light Rail Connections, Accessible Mt Baker	8	0	1,001	0	0	0	0
25. New Sidewalks	6,144	7,488	8,164	5,132	9,369	1,689	0
26. SPU Broadview	398	5,216	4,558	1,874	0	0	0
27. Bike Parking & Bike Spot Improvements	376	1,067	1,013	1,001	1,039	979	1,352
28. Partnership Improvements, Lander Overpass	282	4,792	396	0	0	0	0
29. Heavy Haul Network, East Marginal Way	188	3,671	599	750	3,698	0	0
30. Freight Spot Improvements	1,006	1,713	1,614	1,636	1,930	1,514	0
Other	(225)	170	576	0	0	0	0
Other	(225)	170	576	0	0	0	0
Budget Adjustments							
Current Year Encumbrance CFD's							
Current Year Grant/Svc Contract/Capital CFD's							
<i>Total Budgetary Expenditures</i>	106,241	110,145	148,879	124,740	96,451	81,636	3,628
<i>Ending Balance Sheet Adjustment</i>	630	0	0	0	0	0	0
<i>Ending Budgetary Fund Balance</i>	65,618	754	22,615	4,949	17,809	30,765	
Planning Reserves							
Move Seattle Portfolio Status Update	0	0	0	0	0	0	0
<i>Total Reserves</i>	0	0	0	0	17,000	28,290	0
<i>Ending Unreserved Budgetary Fund Balance</i>	65,618	754	22,615	4,949	809	2,475	

Library Fund (10410)

Amounts in \$1,000s	2020 Actuals	2021 Adopted	2021 Revised	2022 Proposed	2023 Projected	2024 Projected	2025 Projected
<u>Beginning Budgetary Fund Balance</u>							
Beginning Balance Sheet Fund Balance	2,716	1,632	4,684				
Budgetary Fund Balance Adjustment	(9)	0	(2)				
<i>Beginning Budgetary Fund Balance</i>	2,707	1,632	4,682	1,766	711	623	666
<u>Sources of Funds</u>							
General Subfund Support	59,843	54,302	54,302	60,491	61,494	61,801	62,110
Quarterly Supplemental	(2,842)	0	0	0	0	0	0
Fines & Fees	90	140	63	120	200	204	208
Parking - Central Library	16	225	100	175	225	300	306
Copy & Print Services	26	135	60	100	180	184	187
Space Rental	19	94	35	50	100	150	150
Salvage Sales/Materials	13	0	48	60	75	77	78
Interdepartmental Support	0	26	26	26	27	27	28
Miscellaneous Revenue	1	3	2	3	3	3	3
Grants	207	0	0	0	0	0	0
<u>Budget Adjustments</u>							
Associated Revenues from Current Year CFD's			6				
<i>Total Budgetary Revenues</i>	57,372	54,925	54,641	61,025	62,303	62,746	63,070
<u>Expenditures</u>							
Chief Librarian's Office	681	485	601	537	540	542	545
Institutional & Strategic Advancement	1,360	899	954	1,165	1,171	1,177	1,183
Human Resources	2,176	2,096	2,339	2,814	2,828	2,842	2,857
Administrative Services	9,178	9,313	8,977	10,103	10,153	10,204	10,255
Library Programs & Services	43,518	42,402	42,324	47,461	47,698	47,937	48,177
<u>Budget Adjustments</u>							
Current Year Encumbrance CFD's			2,048				
Current Year Grant/Svc Contract/Capital CFD's			6				
Supplemental Changes			309				
<i>Total Budgetary Expenditures</i>	56,912	55,194	57,557	62,081	62,391	62,703	63,016
<i>Ending Balance Sheet Adjustment</i>	1,515	0	0	0	0	0	0
<i>Ending Budgetary Fund Balance</i>	4,682	1,363	1,766	711	623	666	720
<u>Financial Reserves - Revenue</u>							
Current Year Grant/Svc Contract/Capital CFD Revenues	6						
<u>Financial Reserves - Expense</u>							
Current Year Encumbrance CFD's	2,048						
Current Year Grant/Svc Contract/Capital Expenditure CFD's	6						
<u>Planning Reserves</u>							
N/A	0	0	0	0	0	0	0
<i>Total Reserves</i>	2,048	0	0	0	0	0	0
<i>Ending Unreserved Budgetary Fund Balance</i>	2,634	1,363	1,766	711	623	666	720

Seattle Streetcar Operations Fund (10800)

Amounts in \$1,000s	2020 Actuals	2021 Adopted	2021 Revised	2022 Proposed	2023 Projected	2024 Projected	2025 Projected
<u>Beginning Budgetary Fund Balance</u>							
Beginning Balance Sheet Fund Balance	(2,807)	1,476	62				
Budgetary Fund Balance Adjustment	4	0	(49)				
<i>Beginning Budgetary Fund Balance</i>	(2,803)	1,476	13	878	1,799	2,110	2,427
<u>Sources of Funds</u>							
FHSC Orca Revenue	265	588	261	784	980	980	1,000
Farebox - First Hill	0	40	18	53	66	66	67
FTA Funds - First Hill	0	700	700	700	290	290	290
FTA - First Hill (CARES ACT credits via KC Metro)	650	0	721	0	0	0	0
Sponsorship - First Hill	0	12	0	16	20	20	20
Sound Transit - First Hill	5,000	5,000	5,000	5,000	5,000	0	0
KCM Contribution	1,550	1,550	1,597	1,644	1,694	1,745	872
SLU Orca Revenue	152	484	150	645	806	806	822
Farebox - South Lake Union	16	60	19	80	100	100	102
FTA Funds - South Lake Union	0	300	300	300	140	140	140
FTA - SLU (CARES ACT credits via KC Metro)	504	0	559	0	0	0	0
Sponsorship - South Lake Union	85	120	75	160	200	200	200
Donations and Service Contributions - SLU	245	254	254	263	272	282	0
Fairview Lease	89	0	0	0	0	0	0
King County Reconciliation 2019	200	0	0	0	0	0	0
<u>Other</u>							
CPT Ongoing Transfers	5,550	5,296	5,296	5,266	6,526	12,219	12,463
CARES/CRSSA Federal COVID Relief Funds	0	0	1,474	0	0	0	0
Technical Adjustment - Interest & Investment	28	0	0	0	0	0	0
<i>Total Budgetary Revenues</i>	14,336	14,403	16,423	14,911	16,094	16,848	15,977
<u>Expenditures</u>							
SLU Annual O&M Costs (SDOT)	494	621	621	605	659	679	699
SLU Annual O&M Costs (KCM)	3,034	3,603	3,603	3,719	4,303	4,518	4,744
SLU King County Reconciliation (2020)			(10)				
<i>Total SLU Expenditures</i>	3,528	4,224	4,224	4,324	4,962	5,197	5,443
FHSC Annual O&M Costs (SDOT)	1,120	1,337	1,337	1,353	1,418	1,461	1,504
FHSC Annual O&M Costs (KCM)	6,879	8,129	8,129	8,313	9,403	9,873	10,367
FHSC King County Reconciliation (2020)			1,020				
<i>Total First Hill Expenditures</i>	7,999	9,466	9,466	9,666	10,821	11,334	11,871
<u>Budget Adjustments</u>							
Current Year Encumbrance CFD's			858				
<i>Total Budgetary Expenditures</i>	11,527	13,691	15,558	13,991	15,783	16,530	17,314
<i>Ending Balance Sheet Adjustment</i>	8						
<i>Ending Budgetary Fund Balance</i>	13	2,189	878	1,799	2,110	2,427	1,090
<u>Planning Reserves</u>							
Planning Reserves	0	0	0	67	178	318	492
Mid-Life Streetcar Overhaul				1,500	1,500	2,000	
Reserve against Fund Balance	0	2,100	0	0	0	0	0
<i>Total Reserves</i>	0	2,100	0	1,567	1,678	2,318	492
<i>Ending Unreserved Budgetary Fund Balance</i>	13	89	878	232	432	109	598

Seattle Center Fund (11410)

Amounts in \$1,000s	2020 Actuals	2021 Adopted	2021 Revised	2022 Proposed	2023 Projected	2024 Projected	2025 Projected
<u>Beginning Budgetary Fund Balance</u>							
Beginning Balance Sheet Fund Balance	(420)	(1,423)	(4,117)	(14,863)	(13,446)	(11,692)	(9,554)
Budgetary Fund Balance Adjustment	(287)	0	(230)				
<i>Beginning Budgetary Fund Balance</i>	(707)	(1,423)	(4,347)	(14,863)	(13,446)	(11,692)	(9,554)
<u>Sources of Funds</u>							
Parking	1,943	1,770	1,800	6,599	6,764	6,933	7,106
Leases	1,165	1,309	1,590	3,811	3,906	4,004	4,104
Armory	220	194	30	1,675	1,728	1,783	1,838
Rent/Catering/Festivals	286	255	(240)	1,873	2,020	2,170	2,225
Reimbursables	81	252	134	802	823	843	864
Sponsorship	292	400	1,553	2,019	2,108	2,123	2,134
Monorail	113	8	37	898	1,011	1,203	1,494
Arena Lease	0	387	387	1,018	1,051	1,084	1,118
FTA Grant Money	0	1,255	1,255	1,255	1,255	1,255	1,255
Miscellaneous	963	859	859	787	772	792	812
ORCA/NODOMAP	1,500	0	0	0	0	0	0
COVID Grant Funds	1,272	0	2,291	0	0	0	0
<u>Budget Adjustments</u>							
Associated Revenues from Current Year CFD's			0				
Revenues from Current Year legislated ordinances			0				
<i>Total Budgetary Revenues</i>	7,834	6,689	9,696	20,738	21,437	22,190	22,950
<u>Expenditures</u>							
Campus	7,728	12,201	14,096	14,936	15,234	15,539	15,850
Leadership & Administration	4,017	3,422	3,422	3,131	3,193	3,257	3,322
McCaw Hall	0	2	0	0	0	0	0
Building and Campus Improvements	146	155	155	0	0	0	0
Monorail Rehabilitation	0	1,255	1,255	1,255	1,255	1,255	1,255
ORCA/NODOMAP	101	0	1,283	0	0	0	0
Loan Repayment	0	0	0	0	0	0	0
<u>Budget Adjustments</u>							
Current Year Encumbrance CFD's			0				
Current Year Grant/Svc Contract/Capital CFD's			0				
Supplemental Changes			0				
<i>Total Budgetary Expenditures</i>	11,991	17,035	20,211	19,321	19,683	20,051	20,427
<i>Ending Balance Sheet Adjustment</i>	517						
<i>Ending Budgetary Fund Balance</i>	(4,347)	(11,769)	(14,863)	(13,446)	(11,692)	(9,554)	(7,031)
<u>Financial Reserves - Revenue</u>							
Current Year Grant/Svc Contract/Capital CFD Revenues	0						
<u>Financial Reserves - Expense</u>							
Current Year Encumbrance CFD's	0						
Current Year Grant/Svc Contract/Capital Expenditure CFD's	0						
<u>Planning Reserves</u>							
Long Term Receivables	0	439	0	0	0	0	0
Planning Reserve	0	0	0	510	1,355	2,421	3,748
<i>Total Reserves</i>	0	439	0	510	1,355	2,421	3,748
<i>Ending Unreserved Budgetary Fund Balance</i>	(4,347)	(12,207)	(14,863)	(13,956)	(13,047)	(11,975)	(10,779)

(1) ORD 126218 authorized an interfund loan of \$18 million from the REET II Capital Projects Fund (30020) to the Seattle Center Fund (11410), to be repaid by 2033 to avoid a permanent diversion of funds in compliance with BARS Section 3.9.1.

Seattle Center McCaw Hall Fund (11430)

Amounts in \$1,000s	2020 Actuals	2021 Adopted	2021 Revised	2022 Proposed	2023 Projected	2024 Projected	2025 Projected
<u>Beginning Budgetary Fund Balance</u>							
Beginning Balance Sheet Fund Balance	2,554	844	1,580	4,780	5,037	5,300	5,605
Budgetary Fund Balance Adjustment	(15)	0	(49)				
<i>Beginning Budgetary Fund Balance</i>	2,539	844	1,531	4,780	5,037	5,300	5,605
<u>Sources of Funds</u>							
Rent/Catering	266	1,312	669	2,483	2,532	2,583	2,635
Reimbursables	341	808	738	2,401	2,449	2,498	2,548
Sponsorship	21	0	0	0	0	0	0
Grant	0	0	2,152	0	0	0	0
Other	62	0	0	462	471	480	490
<u>Budget Adjustments</u>							
Associated Revenues from Current Year CFD's			0	0	0	0	0
Revenues from Current Year legislated ordinances			2,152	0	0	0	0
<i>Total Budgetary Revenues</i>	690	2,120	5,710	5,345	5,452	5,561	5,672
<u>Expenditures</u>							
McCaw Hall	1,744	2,903	2,401	5,027	5,128	5,256	5,388
Debt	58	61	61	61	60	0	0
<u>Budget Adjustments</u>							
Current Year Encumbrance CFD's			0	0	0	0	0
Current Year Grant/Svc Contract/Capital CFD's			0	0	0	0	0
Supplemental Changes			0	0	0	0	0
<i>Total Budgetary Expenditures</i>	1,802	2,964	2,462	5,088	5,188	5,256	5,388
<i>Ending Balance Sheet Adjustment</i>	105						
<i>Ending Budgetary Fund Balance</i>	1,531	()	4,780	5,037	5,300	5,605	5,890
<u>Financial Reserves - Revenue</u>							
Current Year Grant/Svc Contract/Capital CFD Revenues	0						
<u>Financial Reserves - Expense</u>							
Current Year Encumbrance CFD's	0						
Current Year Grant/Svc Contract/Capital Expenditure CFD's	0						
<u>Planning Reserves</u>							
McCaw Hall Reserve Fund	1,531	0	4,780	4,906	4,951	4,981	4,924
Plannning Reserve	0	0	0	131	349	624	966
<i>Total Reserves</i>	1,531	0	4,780	5,037	5,300	5,605	5,890
<i>Ending Unreserved Budgetary Fund Balance</i>		()	0	0	0	0	0

Municipal Arts Fund (12010)

Amounts in \$1,000s	2020 Actuals	2021 Adopted	2021 Revised	2022 Proposed	2023 Projected	2024 Projected	2025 Projected
<u>Beginning Budgetary Fund Balance</u>							
Beginning Balance Sheet Fund Balance	11,578	11,269	13,347				
Budgetary Fund Balance Adjustment	(119)	0	(379)				
<i>Beginning Budgetary Fund Balance</i>	11,459	11,269	12,968	8,889	6,815	4,713	2,864
<u>Sources of Funds</u>							
1% for Art	3,898	3,169	3,169	3,161	1,758	1,793	1,829
Collection Management Fees	371	267	267	272	277	283	289
Interest Earnings	225	110	110	112	114	117	119
Misc Revenues	8	20	20	20	21	21	22
<u>Budget Adjustments</u>							
Associated Revenues from Current Year CFD's			0				
Revenues from Current Year legislated ordinances			0				
<i>Total Budgetary Revenues</i>	4,501	3,566	3,566	3,565	2,171	2,214	2,258
<u>Expenditures</u>							
Public Art - Utilities (MO-AR-2VMA010)	553	1,438	1,438	3,821	2,418	2,162	2,216
Public Art - Non-Utilities (MO-AR-2VMA011)	1,216	1,020	1,020	555	566	580	595
Collection Management (MO-AR-2VMA012)	235	254	254	43	44	45	46
Leadership and Administration (BO-AR-VA150)	971	967	967	992	1,012	1,038	1,064
Conservation (MO-AR-2VMA02)	60	199	199	228	233	239	245
<u>Budget Adjustments</u>							
Current Year Encumbrance CFD's			1,294				
Supplemental Changes			2,471				
<i>Total Budgetary Expenditures</i>	3,035	3,879	7,644	5,639	4,273	4,063	4,165
<i>Ending Balance Sheet Adjustment</i>	43						
<i>Ending Budgetary Fund Balance</i>	12,968	10,956	8,889	6,815	4,713	2,864	957
<u>Financial Reserves - Expense</u>							
Current Year Encumbrance CFD's	1,294						
<u>Planning Reserves</u>							
Planning Reserve	0	0	0	69	183	327	506
<i>Total Reserves</i>	1,294	0	0	69	183	327	506
<i>Ending Unreserved Budgetary Fund Balance</i>	11,674	10,956	8,889	6,746	4,530	2,537	451

Wheelchair Accessible Fund (12100)

Amounts in \$1,000s	2020 Actuals	2021 Adopted	2021 Revised	2022 Proposed	2023 Projected	2024 Projected	2025 Projected
<u>Revised Beginning Fund Balance</u>							
Beginning Fund Balance	7,420	7,420	7,788	7,483	7,264	7,036	6,796
Technical Adjustments	(72)	(72)	(220)				
<i>Revised Beginning Fund Balance</i>	7,349	7,348	7,568	7,483	7,264	7,036	6,796
<u>Sources of Funds</u>							
Fees	1,005	1,015	1,015	996	1,016	1,036	1,057
Investment Earnings							
<i>Source of Funds Total</i>	1,005	2,589	1,015	996	1,016	1,036	1,057
<u>Expenditures</u>							
Wheelchair Accessible Services Program	789	1,100	1,100	1,214	1,244	1,275	1,307
Associated Revenues from 2020 Auto Carry Forward appropriations (into 2021) for Grants/Svc Contracts/Capital Projects)			20				
<i>Total Budgetary Expenditures</i>	789	1,100	1,100	1,214	1,244	1,275	1,307
<i>Ending Balance Sheet Adjustment</i>	3						
<i>Ending Budgetary Fund Balance</i>	7,568	8,838	7,483	7,264	7,036	6,796	6,546
<u>Financial Reserves - Expense</u>							
2020 Encumbrance CFD's	20						
<i>Total Reserves</i>	20	0	0	0	0	0	0
<i>Ending Unreserved Fund Balance</i>	7,568	8,838	7,483	7,264	7,036	6,796	6,546

¹ CBO is requesting that City Council authorize an interfund loan of up to \$10 million (\$8 million from the Fleet Capital Fund and \$2 million from the Wheelchair Accessible Fund) to the Finance and Administrative Services Fund, to be repaid within three years to avoid a permanent diversion of funds in compliance with BARS Section 3.9.1.

Short-Term Rental Tax Fund (12200)

Amounts in \$1,000s	2020 Actuals	2021 Adopted	2021 Revised	2022 Proposed	2023 Projected	2024 Projected	2025 Projected
Beginning Budgetary Fund Balance							
Beginning Balance Sheet Fund Balance	0	1,053	4,871				
Budgetary Fund Balance Adjustment	0	0	(116)				
<i>Beginning Budgetary Fund Balance</i>	0	1,053	4,755	668	88	444	1,248
Sources of Funds							
Short Term Rental Tax	7,989	5,775	5,775	9,807	10,809	11,347	11,653
Budget Adjustments							
Revenues from Current Year legislated ordinances			1,415				
<i>Total Budgetary Revenues</i>	7,989	5,775	7,190	9,807	10,809	11,347	11,653
Expenditures							
Equitable Development Initiative (OPCD)	1,228	285	285	5,000	5,000	5,000	5,000
Permanent Supportive Housing (HSD)	0	3,300	3,300	3,380	3,447	3,533	3,622
Debt Service	2,006	2,011	2,011	2,009	2,005	2,010	2,010
Budget Adjustments							
Current Year Encumbrances (EDI)			999				
Current Year Legislated Carryforward (EDI)			3,281				
3Q Supplemental (EDI)			1,400				
<i>Total Budgetary Expenditures</i>	3,234	5,596	11,276	10,388	10,452	10,544	10,632
<i>Ending Budgetary Fund Balance</i>	4,755	1,232	668	88	444	1,248	2,269
Financial Reserves - Expense							
Current Year Encumbrance CFD's (EDI)	999						
Current Carryforward (EDI)	3,281						
<i>Total Reserves</i>	4,280	0	0	0	0	0	0
<i>Ending Unreserved Budgetary Fund Balance</i>	475	1,232	668	88	444	1,248	2,269

Note:

The 2022-20225 allocation for EDI is a fixed amount and does not increase with inflation.

The 2022-2025 allocations for debt service are in alignment with CBO's debt service projections.

Election Vouchers Fund (12300)

Amounts in \$1,000s	2020 Actuals	2021 Adopted	2021 Revised	2022 Proposed	2023 Projected	2024 Projected	2025 Projected
<u>Beginning Budgetary Fund Balance</u>							
Beginning Balance Sheet Fund Balance	4,779	7,016	7,450				
Budgetary Fund Balance Adjustment	(52)	0	(216)				
<i>Beginning Budgetary Fund Balance</i>	4,727	7,016	7,233	3,115	5,247	2,721	4,993
<u>Sources of Funds</u>							
Democracy Voucher Program Levy	3,056	3,000	3,000	3,000	3,000	3,000	3,000
<u>Budget Adjustments</u>							
Associated Revenues from Current Year CFD's							
Revenues from Current Year legislated ordinances							
<i>Total Budgetary Revenues</i>	3,056	3,000	3,000	3,000	3,000	3,000	3,000
<u>Expenditures</u>							
Staffing, Administration & Outreach	644	958	958	868	1,084	728	1,157
Voucher Printing, Mailing, and Processing	0	660	660	0	443	0	513
Candidate Voucher Expenditures	0	6,800	5,500	0	4,000	0	6,000
Technology	0	0	0	0	0	0	0
<u>Budget Adjustments</u>							
Current Year Encumbrance CFD's							
Current Year Grant/Svc Contract/Capital CFD's							
Supplemental Changes							
<i>Total Budgetary Expenditures</i>	644	8,418	7,118	868	5,527	728	7,671
<i>Ending Balance Sheet Adjustment</i>	17						
<i>Ending Budgetary Fund Balance</i>	7,156	1,598	3,115	5,247	2,721	4,993	322
<u>Financial Reserves - Revenue</u>							
Current Year Grant/Svc Contract/Capital CFD Revenues							
<u>Financial Reserves - Expense</u>							
Current Year Encumbrance CFD's							
Current Year Grant/Svc Contract/Capital Expenditure CFD's							
<u>Planning Reserves</u>							
Planning Reserves	0	0	0	25	68	121	187
<i>Total Reserves</i>	0	0	0	25	68	121	187
<i>Ending Unreserved Budgetary Fund Balance</i>	7,156	1,598	3,115	5,222	2,653	4,872	135

Arts and Culture Fund (12400)

Amounts in \$1,000s	2020 Actuals	2021 Adopted	2021 Revised	2022 Proposed	2023 Projected	2024 Projected	2025 Projected
Beginning Budgetary Fund Balance							
Beginning Balance Sheet Fund Balance	5,534	2,443	5,195	4,528	6,717	3,251	3,901
Budgetary Fund Balance Adjustment	(71)	0	(154)				
<i>Beginning Budgetary Fund Balance</i>	5,463	2,443	5,041	4,528	6,717	3,251	3,901
Sources of Funds							
Admissions Tax to Arts	11,667	11,384	11,384	10,759	11,082	11,399	11,728
Arena Revenue Over Threshold			1,881	7,923	8,161	8,421	8,686
Langston Hughes Operations	0	12	12	72	73	75	76
Operating Transfers In (GF)	65	0	0	0	0	0	0
Other Interest (reimbursements)	111	50	50	0	0	0	0
Art in Parks	42	0	0	380	0	0	0
NHL Annual Art Investment	0	175	175	175	175	175	175
Miscellaneous	42	0	0	0	0	0	0
Budget Adjustments							
Revenues from Current Year Grant CFD's			20				
<i>Total Budgetary Revenues</i>	11,927	11,621	13,522	19,309	19,491	20,070	20,666
Expenditures							
BO-AR-2VMA0 - Public Art	52	0	12		0	0	0
BO-AR-VA150 - Leadership and Administration	3,265	3,119	3,119	3,203	3,219	3,235	3,251
BO-AR-VA160 - Arts and Cultural Programs	6,903	6,608	7,466	7,264	7,300	7,337	7,373
BO-AR-VA170 - Cultural Space	2,126	809	1,712	811	816	820	824
BO-ED-X1D00 - Business Services BCL	116	63	63	0	0	0	0
Arena Payment for revenue over threshold	0	0	0	5,842	12,003	8,410	8,684
Budget Adjustments							
Current Year Encumbrance CFD's			1,643				
Current Year Grant/Svc Contract/Capital CFD's			20				
Supplemental Changes			0				
<i>Total Budgetary Expenditures</i>	12,461	10,599	14,035	17,120	22,957	19,421	19,752
<i>Ending Balance Sheet Adjustment</i>	111						
<i>Ending Budgetary Fund Balance</i>	5,040	3,465	4,528	6,717	3,251	3,901	4,815
Financial Reserves - Revenue							
Current Year Grant/Svc Contract/Capital CFD Revenues	20						
Financial Reserves - Expense							
Current Year Encumbrance CFD's	1,643						
Current Year Grant/Svc Contract/Capital Expenditure CFD's	20						
Planning Reserves							
Operating Reserve	457	871	871	2,256	2,191	2,202	2,214
Key Arena	1,000	1,000	1,000	0	0	0	0
Planning Reserve	0	0	0	175	464	829	1,283
Arena Reserve			1,881	3,962	119	130	133
<i>Total Reserves</i>	3,100	1,871	3,752	6,392	2,774	3,161	3,497
<i>Ending Unreserved Budgetary Fund Balance</i>	1,941	1,594	776	325	477	739	1,318

Transportation Fund (13000)

Amounts in \$1,000s	2020 Actuals	2021 Adopted	2021 Revised	2022 Proposed	2023 Projected	2024 Projected	2025 Projected
Beginning Budgetary Fund Balance							
Beginning Balance Sheet Fund Balance	(281)	5,169	(18,036)				
Budgetary Fund Balance Adjustment	(408)	0	(773)				
<i>Beginning Budgetary Fund Balance</i>	(688)	5,169	(18,810)	39,101	21,040	9,924	36,193
Sources of Funds							
Commercial Parking Tax	19,408	29,181	30,891	40,158	44,174	45,499	46,182
Licensing and Permits	7,058	5,917	7,887	5,879	5,928	5,932	5,936
Federal Grants	50,521	62,006	141,114	8,696	39,949	30,751	0
State Grants	19,340	5,829	19,389	6,475	14,869	4,100	0
Multimodal Transportation	1,019	1,016	1,019	1,016	1,016	1,016	1,016
Motor Vehicle Fuel Tax	13,917	14,150	14,469	14,859	14,969	15,624	15,312
Local Grants, Entitlements and Other	26	0	0	0	0	0	0
Countywide Tax Levy	1,180	1,871	1,437	1,089	1,111	1,133	1,156
Other Private Contributions	0	650	0	50	0	0	0
Scanning Systems License	713	0	0	0	0	0	0
Administrative Fees & Charges	70	726	128	727	741	756	771
Architect/Engineering Service Charges	0	0	0	0	0	0	0
Street Maintenance & Repair	(262)	1,474	1,474	1,475	1,504	1,535	1,565
Mitigation Payments	0	235	0	0	0	0	0
Street Occupation Revenue	17	1,207	6	1,230	1,253	1,277	1,301
Street Use Revenue	26,996	23,966	28,123	27,537	27,642	27,662	27,683
Annual Fees Revenue	949	1,159	901	1,160	1,161	1,162	1,163
Plan Review & Inspection	14,345	12,133	14,961	12,148	12,161	12,172	12,183
Transportation - Other Revenue	115,471	129,618	135,793	99,340	91,654	92,112	92,573
Long-Term Intergovtl Loan Proc	0	560	560	()	0	0	0
Sales Of Land & Buildings	7,445	1,700	56,400	335	0	0	0
Misc and Minor Revenues	41	0	414	0	0	0	0
Other Misc Revenues	4,765	0	0	0	0	0	0
Accounting Adjustments	171	0	0	0	0	0	0
Budget Adjustments							
Associated Revenues from Current Year CFD's			250,797				
Revenues from Current Year legislated ordinances			0				
<i>Total Budgetary Revenues</i>	283,191	293,398	705,763	222,174	258,133	240,731	206,840
Expenditures							
Capital							
BC-TR-16000 - Central Waterfront	64,241	41,990	84,414	6,294	6,240	500	500
BC-TR-19001 - Major Maintenance/Replacement	24,596	7,098	74,311	5,925	3,192	2,070	5,778
BC-TR-19002 - Major Projects	2,028	806	10,451	1,951	1,984	1,984	0
BC-TR-19003 - Mobility-Capital	78,926	110,004	325,885	65,312	101,299	47,385	16,316
O&M							
BO-TR-16000 - Waterfront and Civic Projects	11,084	30,612	30,240	27,930	28,070	28,210	28,351
BO-TR-17001 - Bridges & Structures	4,532	6,605	6,974	6,645	6,679	6,712	6,746
BO-TR-17003 - Mobility Operations	15,982	11,460	21,963	21,169	21,275	21,381	21,488
BO-TR-17004 - ROW Management	38,715	42,995	43,219	42,130	42,341	42,553	42,765
BO-TR-17005 - Maintenance Operations	21,976	16,269	19,269	22,316	22,428	22,540	22,653
BO-TR-18001 - Leadership and Administration	8,953	0	0		0	0	0
BO-TR-18002 - General Expense	32,892	31,126	31,126	40,358	35,741	41,127	41,332
BO-FG-2QD00 - General Purpose	0	0	0	203	0	0	0
Misc							
Accounting Adjustments	(1)	0	0	0	0	0	0
Estimated CFWD/Underspend	0	0	0	0	0	0	0
Reimbursable Adjustments (King County Metro)	0	0	0	0	0	0	0
Budget Adjustments							
Current Year Encumbrance CFD's			0				
Current Year Grant/Svc Contract/Capital CFD's			0				
Supplemental Changes			0				
<i>Total Budgetary Expenditures</i>	303,925	298,964	647,852	240,235	269,248	214,462	185,929
<i>Ending Balance Sheet Adjustment</i>	2,612						
<i>Ending Budgetary Fund Balance</i>	(18,810)	(397)	39,101	21,040	9,924	36,193	57,104
Financial Reserves - Revenue							
Current Year Grant/Svc Contract/Capital CFD Revenues	250,797						
Financial Reserves - Expense							
Current Year Encumbrance CFD's	0						
Current Year Grant/Svc Contract/Capital Expenditure CFD's	0						
Planning Reserves							
Planning Reserves	0	0	0	287	764	1,364	2,112
CPT Debt Service Future Needs - Office of Waterfront							
2021 Alaskan Way Main Fund All Needs Tax Exempt (11.96m)					633	633	633
2021 Overlook Walk Taxable (4.27m)					353	353	353
2021 Marion Street Bridge - first years in CPT 2.5%					139	139	139
2022 Alaskan Way Main Fund Tax Exempt (3.815m)					576	576	576
2022 Overlook Walk Taxable (4.63m)					383	383	383
2022 Marion Street Bridge - first years in CPT 2.5%					238	238	238
2024 Alaskan Way Main Fund Tax Exempt (3.2m)					129	293	293
2024 Overlook Walk (3.25m)					126	269	269
CPT Debt Service Future Needs - Center City Connector							
2023 Center City Connector - \$20M					773	1,653	1,653
2024 Center City Connector - \$25M					0	966	1,931
Other Reserves							
CPT: Revenue Stabilization Reserve					0	0	0
CPT: 2024 Waterfront Reserve - \$10M- (20 year)					0	174	348
CPT: 2025 Waterfront Reserve - \$10M- (20 year)					0	0	348
Street Use: Revenue Stabilization Reserve ¹				11,399	11,661	11,420	11,429
Street Use: Contingent Budget Authority ²					1,000	2,500	2,500
<i>Total Reserves</i>	(250,797)	0	0	11,686	16,773	20,959	23,204
<i>Ending Unreserved Budgetary Fund Balance</i>	231,987	(397)	39,101	9,354	(6,849)	15,234	33,900

Note 1 - ORD 126227 authorized an interfund loan of \$25 million from the Information Technology Fund (50410) to the Transportation Fund (13000) in 2021, to be repaid within three years to avoid a permanent diversion of funds in compliance with BARS Section 3.9.1.

¹25% of Street Use Budgeted Revenue

²Street Use Operating reserve ramping up to target of \$5.8M

Coronavirus Local Recovery Fund (14000)

Amounts in \$1,000s	2020 Actuals	2021 Adopted	2021 Revised	2022 Proposed	2023 Projected	2024 Projected	2025 Projected
Beginning Budgetary Fund Balance							
Beginning Balance Sheet Fund Balance	0	0	0	0	0	0	0
Budgetary Fund Balance Adjustment	0	0	0	0	0	0	0
<i>Beginning Budgetary Fund Balance</i>	0	0	0	531	0	0	0
Sources of Funds							
Federal Coronavirus Local Fiscal Recovery Funds - 2021 Distribution*	0	0	116,171	0	0	0	0
Federal Coronavirus Local Fiscal Recovery Funds - 2022 Distribution	0	0	0	116,171	0	0	0
<i>Total Budgetary Revenues</i>	0	0	116,171	116,171	0	0	0
Expenditures							
City Budget Office	0	0	275	3,823	0	0	0
Department of Education and Early Learning	0	0	7,000	9,158	0	0	0
Department of Finance and Administrative Services*	0	0	780	1,411	0	0	0
Human Services Department*	0	0	25,815	24,813	0	0	0
Office of Arts & Culture	0	0	3,375	0	0	0	0
Office of Economic Development*	0	0	19,400	7,600	0	0	0
Office of Housing	0	0	18,300	50,498	0	0	0
Seattle Center	0	0	200	0	0	0	0
Seattle Department of Human Resources	0	0	50	450	0	0	0
Seattle Department of Transportation	0	0	2,800	2,800	0	0	0
Seattle Information Technology Department	0	0	6,725	5,943	0	0	0
Seattle Parks and Recreation	0	0	3,150	2,800	0	0	0
Seattle Public Library	0	0	1,100	0	0	0	0
Finance General*	0	0	26,670	6,500	0	0	0
Office of Emergency Management	0	0	0	269	0	0	0
Seattle Public Utilities	0	0	0	637	0	0	0
<i>Total Budgetary Expenditures</i>	0	0	115,640	116,702	0	0	0
<i>Ending Balance Sheet Adjustment</i>	0	0	0	0	0	0	0
<i>Ending Budgetary Fund Balance</i>	0	0	531	0	0	0	0
<i>Total Reserves</i>	0	0	0	0	0	0	0
<i>Ending Unreserved Budgetary Fund Balance</i>	0	0	531	0	0	0	0

Notes:

*2021 Revised: Reflects items as submitted in the 3rd Quarter 2021 Supplemental Budget.

Payroll Expense Tax Fund (14500)

Amounts in \$1,000s	2020 Actuals	2021 Adopted	2021 Revised	2022 Proposed	2023 Projected	2024 Projected	2025 Projected
<u>Beginning Budgetary Fund Balance</u>							
Beginning Balance Sheet Fund Balance	0	0	0				
Budgetary Fund Balance Adjustment	0	0	0				
<i>Beginning Budgetary Fund Balance</i>	0	0	0	0	0	0	0
<u>Sources of Funds</u>							
Payroll Expense Tax	0	0	0	234,627	250,767	266,628	284,136
<u>Budget Adjustments</u>							
Associated Revenues from Current Year CFD's			0				
Revenues from Current Year legislated ordinances			0				
<i>Total Budgetary Revenues</i>	0	0	0	234,627	250,767	266,628	284,136
<u>Expenditures</u>							
Department of Human Services	0	0	0	9,714	9,311	9,311	9,311
Department of Neighborhoods	0	0	0	151	151	151	151
Finance General	0	0	0	155,219	176,977	177,843	148,372
Office of Economic Development	0	0	0	9,700	9,700	9,700	9,700
Office of Housing	0	0	0	40,198	39,058	54,053	101,032
Office of Planning and Community Development	0	0	0	16,600	14,300	14,300	14,300
Office of Sustainability and Environment	0	0	0	2,745	1,270	1,270	1,270
Seattle Department of Transportation	0	0	0	300	0	0	0
<u>Budget Adjustments</u>							
Current Year Encumbrance CFD's			0				
Current Year Grant/Svc Contract/Capital CFD's			0				
Supplemental Changes			0				
<i>Total Budgetary Expenditures</i>	0	0	0	234,627	250,767	266,628	284,136
<i>Ending Balance Sheet Adjustment</i>	0						
<i>Ending Budgetary Fund Balance</i>	0	0	0	0	0	0	0
<u>Financial Reserves - Revenue</u>							
Current Year Grant/Svc Contract/Capital CFD Revenues	0						
<u>Financial Reserves - Expense</u>							
Current Year Encumbrance CFD's	0						
Current Year Grant/Svc Contract/Capital Expenditure CFD's	0						
<i>Total Reserves</i>	0	0	0	0	0	0	0
<i>Ending Unreserved Budgetary Fund Balance</i>	0	0	0	0	0	0	0

Human Services Fund (16200)

Amounts in \$1,000s	2020 Actuals	2021 Adopted	2021 Revised	2022 Proposed	2023 Projected	2024 Projected	2025 Projected
<u>Beginning Budgetary Fund Balance</u>							
Beginning Balance Sheet Fund Balance	12,558	5,331	2,634				
Budgetary Fund Balance Adjustment	(96)	0	458				
<i>Beginning Budgetary Fund Balance</i>	12,462	5,331	3,092	974	824	655	96
<u>Sources of Funds</u>							
Federal Grants	61,796	84,878	84,878	43,519	44,389	45,277	46,182
State Grants	28,651	20,681	20,681	21,837	22,274	22,719	23,174
Interlocal Grants	6,345	2,607	2,607	1,685	1,719	1,753	1,788
Misc Fines & Penalties	202	0	0	0	0	0	0
Inv Earn-Residual Cash	125	19	19	19	19	20	20
Interfund Revenue	4,215	172	172	536	547	558	569
Administrative Fees & Charges	0	4,550	4,550	4,208	4,292	4,378	4,465
General Government-Other Rev	0		0		0	0	0
<u>Budget Adjustments</u>							
Associated Revenues from Current Year CFD's			21,452				
Revenues from Current Year legislated ordinances			12,376				
Coronavirus Relief Fund Revenue transferred from GF			9,894				
Recognizing Revenues Collected in Advance		800	800	800	800	800	800
<i>Total Budgetary Revenues</i>	101,334	113,707	157,429	72,604	74,040	75,505	76,999
<u>Expenditures</u>							
BO-HS-H1000 - Supporting Affordability & Liv	19,730	14,221	14,221	11,384	11,611	11,902	12,199
BO-HS-H2000 - Preparing Youth for Success	6	750	750	156	159	163	167
BO-HS-H3000 - Addressing Homelessness	41,498	55,993	55,993	9,461	9,650	9,891	10,139
BO-HS-H4000 - Supporting Safe Comm	208	625	625	51	52	53	54
BO-HS-H5000 - Leadership and Administration	3,469	3,318	3,318	3,498	3,568	3,657	3,749
BO-HS-H6000 - Promoting Healthy Aging	46,554	43,538	43,538	48,187	49,151	50,379	51,639
BO-HS-H7000 - Promoting Public Health	60	36	36	18	18	19	19
<u>Budget Adjustments</u>							
Current Year Encumbrance CFD's			0				
Current Year Grant/Svc Contract/Capital CFD's			29,840				
Supplemental Changes			11,227				
<i>Total Budgetary Expenditures</i>	111,526	118,481	159,548	72,754	74,209	76,064	77,966
<i>Ending Balance Sheet Adjustment</i>	823						
<i>Ending Budgetary Fund Balance</i>	3,092	557	974	824	655	96	(871)
<u>Financial Reserves - Revenue</u>							
Current Year Grant/Svc Contract/Capital CFD Revenues	18,959						
Commerce grant carryforward	2,493						
CRF revenue carryforward**	9,894						
<u>Financial Reserves - Expense</u>							
Current Year Encumbrance CFD's	0						
Current Year Grant/Svc Contract/Capital Expenditure CFD's	19,809						
Commerce grant carryforward	2,493						
Sex Industry Victims Fund Carryforward	370						
Childcare Bonus Appropriation	7,168						
<u>Planning Reserves</u>							
Mandatory Reserve for Child Care Bonus Funds*	3,946	0	0	0	200	200	200
Other Mandatory Restrictions	1,969	557	557	0	0	0	0
	0	0	0	0	0	0	0
<i>Total Reserves</i>	4,409	557	557	0	200	200	200
<i>Ending Unreserved Budgetary Fund Balance</i>	(1,316)	()	417	824	455	(104)	(1,071)

Footnotes:

* The Child Care Bonus Funds were fully appropriated as part of the 2021 Adopted budget.

** HSD's expenses related to the Coronavirus Relief Funds were incurred in 2020, but the revenue was not booked into the fund until 2021 generating a revenue carryforward.

Low-Income Housing Fund (16400)

Amounts in \$1,000s	2020 Actuals	2021 Adopted	2021 Revised	2022 Proposed	2023 Projected	2024 Projected	2025 Projected
<u>Beginning Budgetary Fund Balance</u>							
Beginning Balance Sheet Fund Balance	253,926	(37,316)	269,780				
Budgetary Fund Balance Adjustment	(2,601)	0	(7,397)				
<i>Beginning Budgetary Fund Balance</i>	251,324	(37,316)	262,383	(56,239)	(45,957)	(4,802)	484
<u>Sources of Funds</u>							
Property Tax Levy	37,252	37,862	37,862	37,862	37,862	0	0
Incentive Zoning/MHA	71,730	25,200	50,000	45,900	27,000	27,000	27,000
HOME grant	5,614	2,969	3,042	2,974	2,974	2,974	2,974
CDBG	0	600	600	600	600	600	600
CDBG Rental Assistance	5,336	0	0	0	0	0	0
State/Federal Weatherization Grants	1,118	1,426	1,426	1,376	1,376	1,376	1,376
Seattle City Light Weatherization Funding	842	2,589	2,589	2,604	2,670	2,736	2,805
Interest Earnings	4,967	2,000	2,000	2,000	2,000	2,000	2,000
Program Income (includes CDBG PI and HOME PI)	3,187	4,000	4,000	4,000	4,000	4,000	4,000
Local Option Sales Tax Revenue	4,759	3,500	3,500	3,500	4,228	4,228	4,228
REET	0	5,000	5,000	5,000	5,000	5,000	5,000
Operating Transfer (OSE)	55	225	225		600	600	600
Revenue from Repaid Short-Term Loans	12,581	0	0	0	0	0	18,321
<u>Budget Adjustments</u>							
Associated Revenues from Current Year CFD's			12,455				
Revenues from Current Year legislated ordinances			60,088				
<i>Total Budgetary Revenues</i>	147,441	85,371	182,787	105,816	88,309	50,514	68,903
<u>Expenditures</u>							
BO-HU-2000 - Homeownership & Sustainability	6,168	7,422	7,422	8,422	8,422	8,287	8,287
BO-HU-3000 - Multifamily Housing (Excluding Revolving Loans & Rent Assistance)	109,133	64,744	99,965	87,111	38,732	36,942	36,942
BO-HU-3000 - Multifamily Housing (Rental Assistance)	5,336		47,867	0	0	0	0
BO-HU-3000 - Multifamily Housing (Revolving Loans)	15,745	0	25,095	0	0	0	0
<u>Budget Adjustments</u>							
Current Year Encumbrance CFD's			322,030				
Current Year Grant/Svc Contract/Capital CFD's			0				
Supplemental Changes			0				
<i>Total Budgetary Expenditures</i>	136,382	72,166	502,379	95,534	47,155	45,228	45,228
<i>Ending Balance Sheet Adjustment</i>	0						
<i>Ending Budgetary Fund Balance</i>	262,383	(24,111)	(56,239)	(45,957)	(4,802)	484	24,159
<u>Financial Reserves - Revenue</u>							
Current Year Grant/Svc Contract/Capital CFD Revenues	12,455						
<u>Financial Reserves - Expense</u>							
Current Year Encumbrance CFD's	0						
Current Year Grant/Svc Contract/Capital Expenditure CFD's	322,030						
<u>Planning Reserves</u>							
O&M Trust Funds	11,765	11,148	11,148	16,148	21,148	21,148	21,148
Homebuyer Program Balances	10,000	12,623	12,623	0	0	0	0
Home Repair Restricted Revolving Loan Fund	1,500	1,000	1,000	1,000	1,000	1,000	1,000
Reserve for HSD's Levy-Funded Programs	0	1,643	1,643	1,643	1,643	0	0
Incentive Zoning Admin Balance	9,000	3,000	7,000	10,000	8,000	6,000	3,000
<i>Total Reserves</i>	341,839	29,414	33,414	28,791	31,791	28,148	25,148
<i>Ending Unreserved Budgetary Fund Balance</i>	(79,456)	(53,525)	(89,653)	(74,747)	(36,593)	(27,664)	(989)

Office of Housing Operating Fund (16600)

Amounts in \$1,000s	2020 Actuals	2021 Adopted	2021 Revised	2022 Proposed	2023 Projected	2024 Projected	2025 Projected
<u>Beginning Budgetary Fund Balance</u>							
Beginning Balance Sheet Fund Balance	2,799	1,723	619				
Budgetary Fund Balance Adjustment	(56)	0	(109)				
<i>Beginning Budgetary Fund Balance</i>	2,743	1,723	510	430	1,730	1,152	(3,022)
<u>Sources of Funds</u>							
Property Tax Levy Admin	3,512	3,566	3,566	3,566	3,566	0	0
Incentive Zoning or MHA Program Admin	19	2,800	5,000	5,100	3,000	3,000	3,000
HOME Admin	317	330	330	330	330	330	330
CDBG	171	388	388	388	388	388	388
State/Federal Weatherization Grants Admin	683	887	887	938	938	938	938
Seattle City Light Weatherization Admin	826	815	815	886	909	931	950
Multifamily Tax Exemption Fees	90	250	150	250	350	350	350
Interest Earnings	79	0	80	0	0	0	0
Operating Transfer (ECI transfer from FG)							
Operating Transfer (OSE Oil Heat Tax)	7	45	45		150	150	150
<u>Budget Adjustments</u>							
Associated Revenues from Current Year CFD's			108				
Revenues from Current Year legislated ordinances			2,137				
<i>Total Budgetary Revenues</i>	5,703	9,081	13,506	11,459	9,631	6,087	6,106
<u>Expenditures</u>							
BO-HU-1000 - Leadership and Administration	4,436	5,711	9,112	5,641	5,669	5,698	5,726
BO-HU-2000 - Homeownership & Sustainability	2,046	2,032	2,332	2,463	2,475	2,487	2,500
BO-HU-3000 - Multifamily Housing	1,637	1,927	2,233	2,337	2,349	2,361	2,373
<u>Budget Adjustments</u>							
Current Year Encumbrance CFD's			0				
Current Year Grant/Svc Contract/Capital CFD's			0				
Supplemental Changes			0				
<i>Total Budgetary Expenditures</i>	8,120	9,670	13,677	10,441	10,494	10,546	10,599
<i>Ending Balance Sheet Adjustment</i>	184						
<i>Ending Budgetary Fund Balance</i>	510	1,134	430	1,730	1,152	(3,022)	(7,228)
<u>Financial Reserves - Revenue</u>							
Current Year Grant/Svc Contract/Capital CFD Revenues	108						
<u>Financial Reserves - Expense</u>							
Current Year Encumbrance CFD's	167						
Current Year Grant/Svc Contract/Capital Expenditure CFD's	108						
<u>Planning Reserves</u>							
MFTE Fund Balance	300	400	0	0	0	0	0
Reserve for Future Years of 2016 Levy	0	934	0	0	0	0	0
<i>Total Reserves</i>	467	1,334	0	0	0	0	0
<i>Ending Unreserved Budgetary Fund Balance</i>	44	(200)	430	1,730	1,152	(3,022)	(7,228)

NOTES:

The 2016 Housing Levy will expire at the end of 2023. Future expenses will need to be covered by alternative funding sources that can include a housing levy renewal in 2024.

|

Families and Education Levy (17857)

Amounts in \$1,000s	2020 Actuals	2021 Adopted	2021 Revised	2022 Proposed	2023 Projected	2024 Projected	2025 Projected
<u>Beginning Budgetary Fund Balance</u>							
Beginning Balance Sheet Fund Balance	26,552	17,785	22,736				
Budgetary Fund Balance Adjustment	(297)	0	(654)				
<i>Beginning Budgetary Fund Balance</i>	26,254	17,785	22,082	14,210	14,510	14,816	15,128
<u>Sources of Funds</u>							
Investment Earnings	427	0	400	300	306	312	318
<u>Budget Adjustments</u>							
Associated Revenues from Current Year CFD's							
Revenues from Current Year legislated ordinances							
<i>Total Budgetary Revenues</i>	427	0	400	300	306	312	318
<u>Expenditures</u>							
Early Learning	0	0	3,565	0	0	0	0
Elementary	0	0	67	0	0	0	0
Middle School	0	0	0	0	0	0	0
High School	4,539	550	4,213	0	0	0	0
Health	0	0	0	0	0	0	0
Administration	133	0	0	0	0	0	0
<u>Budget Adjustments</u>							
Current Year Encumbrance CFD's	0	0	427	0	0	0	0
Supplemental Changes							
<i>Total Budgetary Expenditures</i>	4,672	550	8,272	0	0	0	0
<i>Ending Balance Sheet Adjustment</i>	73						
<i>Ending Budgetary Fund Balance</i>	22,082	17,235	14,210	14,510	14,816	15,128	15,446
<u>Financial Reserves - Revenue</u>							
Current Year Grant/Svc Contract/Capital CFD Revenues	0						
<u>Financial Reserves - Expense</u>							
Current Year Encumbrance CFD's	427						
Interfund Transfer to FEPP							
<u>Planning Reserves</u>							
General Fund Shift to Levy	0	1,940	0	2,028	2,028	2,028	2,028
BIPOC Investment (2020) Opportunity Promise	0	0	0	405	405	405	405
Unrealized Investment Earnings		1,100					
Department Reserves for Childcare	0	2,195	0	0	0	0	0
FEPP Levy Commitment	12,000	12,000	12,000	12,000	12,000	12,000	12,000
<i>Total Reserves</i>	12,427	17,235	12,000	14,433	14,433	14,433	14,433
<i>Ending Unreserved Budgetary Fund Balance</i>	9,655	0	2,210	165	471	783	1,101

Notes:

2021 Early Learning Revised Expenditures includes \$1.625M for COVID related childcare co-pay relief as well and temporary shift from General Fund of Public Health costs (\$1.94M)

2021 High School Revised Expenditures includes the balance of the 2020 BIPOC investment, Black Girls CBA and Opportunity Promise.

Seattle Preschool Program (17861)

Amounts in \$1,000s	2020 Actuals	2021 Adopted	2021 Revised	2022 Proposed	2023 Projected	2024 Projected	2025 Projected
<u>Beginning Budgetary Fund Balance</u>							
Beginning Balance Sheet Fund Balance	9,669	9,119	9,177				
Budgetary Fund Balance Adjustment	(103)	0	(263)				
<i>Beginning Budgetary Fund Balance</i>	9,565	9,119	8,914	4,864	4,964	5,038	5,118
<u>Sources of Funds</u>							
Investment Earnings	168	0	150	100	74	76	77
Uncollectable Write-offs	(199)	0	0	0	0	0	0
<u>Budget Adjustments</u>							
Associated Revenues from Current Year CFD's	0	0	0	0	0	0	0
Revenues from Current Year legislated ordinances	0	0	0	0	0	0	0
<i>Total Budgetary Revenues</i>	(31)	0	150	100	74	80	60
<u>Expenditures</u>							
Early Learning	485						
SPP Community Initiative Parks Facilities Upgrades			1,075				
SPP Facilities Grant (Pimm)			500				
SPP Summer Extension (2020-21 SY)			2,200				
SPP 3 - Classroom Expansion			425				
Administration	14						
Parks CIP	192						
<u>Budget Adjustments</u>							
Current Year Encumbrance CFD's	0	0	0	0	0	0	0
Current Year Grant/Svc Contract/Capital CFD's	0	0	0	0	0	0	0
Supplemental Changes	0	0	0	0	0	0	0
<i>Total Budgetary Expenditures</i>	691	0	4,200	0	0	0	0
<i>Ending Balance Sheet Adjustment</i>	71						
<i>Ending Budgetary Fund Balance</i>	8,914	9,119	4,864	4,964	5,038	5,118	5,178
<u>Financial Reserves - Revenue</u>							
Current Year Grant/Svc Contract/Capital CFD Revenues	0	0	0	0	0	0	0
<u>Financial Reserves - Expense</u>							
Current Year Encumbrance CFD's	0	0	0	0	0	0	0
Tuition Loss - COVID-19	0	4,500	0	0	0	0	0
SPP Levy Tuition Undercollection		1,499	0	0	0	0	0
<u>Planning Reserves</u>							
SPP - 3 Classroom Expansion				3,937	3,937	3,937	3,937
Facility Cost Risk Reserve				628	628	628	628
Department Commitments - Parks Facilities		2,170					
Reserves for Childcare	0	950					
<i>Total Reserves</i>	0	9,119	0	4,337	4,965	4,965	4,965
<i>Ending Unreserved Budgetary Fund Balance</i>	8,914	-	4,864	0	73	153	213

Notes

1. For the design and construction of specific tenant improvement projects at approved sites to bring classrooms up to licensable status
2. Primm will be expanding the center to add three classrooms in addition to remodeling and renovating their building. This award is a legacy SPP Levy Grant.
3. Summer Extension is a program to help address the learning loss caused by COVID-19 and to better prepare current preschoolers, especially rising kindergarteners, for the fall
4. Funding for three additional SPP classrooms, serving an additional 55 students, until the 2025-26 SY

Families, Education, Preschool & Promise Levy (17871)

Amounts in \$1,000s	2020 Actuals	2021 Adopted	2021 Revised	2022 Proposed	2023 Projected	2024 Projected	2025 Projected
<u>Beginning Budgetary Fund Balance</u>							
Beginning Balance Sheet Fund Balance	71,719	52,637	97,815				
Budgetary Fund Balance Adjustment	(783)		(2,920)				
<i>Beginning Budgetary Fund Balance</i>	70,937	52,637	94,896	74,396	75,835	73,194	67,081
<u>Sources of Funds</u>							
Property Tax	85,352	87,188	88,355	88,060	88,941	89,830	90,729
Investment Earning	1,542	1,139	1,600	1,600	1,632	1,665	1,698
Parent Tuition - Seattle Preschool Program	737	700	1,235	2,000	2,100	2,205	2,315
<u>Budget Adjustments</u>							
Associated Revenues from Current Year CFD's							
Revenues from Current Year legislated ordinances							
<i>Total Budgetary Revenues</i>	87,631	89,027	91,190	91,660	92,673	93,700	94,742
<u>Expenditures</u>							
Early Learning	28,710	41,454	37,454	45,240	48,575	51,753	55,029
K-12 Programs	25,986	32,074	31,674	33,395	34,517	35,397	36,213
Post-Secondary Programs	3,290	5,212	5,212	5,524	5,692	5,856	6,025
Leadership & Administration	5,668	5,961	5,961	6,061	6,531	6,807	7,096
<u>Budget Adjustments</u>							
Current Year Encumbrance CFD's			28,154				
Current Year Grant/Svc Contract/Capital CFD's			0				
Supplemental Changes			3,235				
<i>Total Budgetary Expenditures</i>	63,653	84,702	111,691	90,221	95,315	99,813	104,362
<i>Ending Balance Sheet Adjustment</i>	(19)						
<i>Ending Budgetary Fund Balance</i>	94,896	56,963	74,396	75,835	73,194	67,081	57,460
<u>Financial Reserves - Revenue</u>							
Current Year Grant/Svc Contract/Capital CFD Revenues	0						
<u>Financial Reserves - Expense</u>							
Current Year Encumbrance CFD's	28,154						
Current Year Grant/Svc Contract/Capital Expenditure CFD's	0						
<u>Planning Reserves</u>							
Reserves against fund balance for future spending	52,637	56,963	63,526	60,895	58,253	52,140	42,520
Reserves to Sustain Programming (2023-2026)				14,400	14,400	14,400	14,400
<i>Total Reserves</i>	80,791	56,963	63,526	75,295	72,653	66,540	56,920
<i>Ending Unreserved Budgetary Fund Balance</i>	14,104	0	10,870	()	()	()	()

Notes:

1. Outyear property tax growth estimated at 1% based on CBO forecast.
2. 2021 Supplemental Changes through June 2, 2021
3. 2021 Property Tax matches FAS correction for 2020 error
4. 2022 labor cost reserves set aside for pending wage changes (excluded from expenditures; ties to FEPP I&E Plan totals)
5. 2023-2025 expenditure growth rate matches the FEPP implementation plan
6. 2021 K-12 projected underspend is primarily in Policy and Program Support due to high personnel vacancy rates
7. 2021 Early Learning projected underspend is primarily due to lower than anticipated utilization of preschool slots and low utilization of quality teaching programming
8. Reserves against fund balance provides resources to continue FEPP programming in 2026 and was anticipated in the levy
9. Reserves to Sustain Programming use prior year underspend to sustain increased programming and costs not anticipated in the original levy

2012 Library Levy Fund (18100)

Amounts in \$1,000s	2020 Actuals	2021 Adopted	2021 Revised	2022 Proposed	2023 Projected	2024 Projected	2025 Projected
<u>Beginning Budgetary Fund Balance</u>							
Beginning Balance Sheet Fund Balance	6,213	816	5,007				
Budgetary Fund Balance Adjustment	(109)	0	(144)				
<i>Beginning Budgetary Fund Balance</i>	6,105	816	4,863	519	569	579	586
<u>Sources of Funds</u>							
Property Tax Revenue ^{1; 2}	190	0	(50)	30	10	7	0
Interest Earnings	121	0	50	20	0	0	0
<i>Total Budgetary Revenues</i>	311	0	0	50	10	7	0
<u>Expenditures</u>							
Open Hours and Related Services	215	0	0	0	0	0	0
Collections	200	138	138	0	0	0	0
Technology and Online Services	538	0	0	0	0	0	0
Facilities - Regular Maintenance	462	0	0	0	0	0	0
Facilities - Major Maintenance	388	0	0	0	0	0	0
<u>Budget Adjustments</u>							
Current Year Encumbrance CFD's			47				
Current Year Grant/Svc Contract/Capital CFD's			4,159				
<i>Total Budgetary Expenditures</i>	1,803	138	4,344	0	0	0	0
<i>Ending Balance Sheet Adjustment</i>	250	0	0	0	0	0	0
<i>Ending Budgetary Fund Balance</i>	4,863	678	519	569	579	586	586
<u>Financial Reserves - Expense</u>							
Current Year Encumbrance CFD's	47						
Current Year Grant/Svc Contract/Capital Expenditure CFD's	4,159						
Future Year Capital Reserve ³			519	569	579	586	586
<i>Total Reserves</i>	4,206	678	519	569	579	586	586
<i>Ending Unreserved Budgetary Fund Balance</i>	657	()	0	0	0	0	0

1 - Per CBO, 2012 levy estimated to collect 99.6% of total levied amount. Revenues collected in 2020 and beyond are delinquent payments of prior year taxes.

2 - Per CWA, 2020 revenues were overstated by \$59.2k. These revenues have been adjusted in 2021.

3 - SPL has set aside remaining fund balance from the 2012 levy for its capital program to address construction inflation and unforeseen emergent projects

2019 Library Levy Fund (18200)

Amounts in \$1,000s	2020 Actuals	2021 Adopted	2021 Revised	2022 Proposed	2023 Projected	2024 Projected	2025 Projected
Beginning Budgetary Fund Balance							
Beginning Balance Sheet Fund Balance		4,536	9,983				
Budgetary Fund Balance Adjustment	0	0	(306)				
<i>Beginning Budgetary Fund Balance</i>		4,536	9,677	4,818	4,468	3,335	4,135
Sources of Funds							
Property Tax Revenue ^{1; 2}	29,563	30,675	30,675	30,982	31,292	31,604	31,921
Interest Earnings	53	100	150	120	100	100	100
<i>Total Budgetary Revenues</i>	29,616	30,775	30,825	31,102	31,392	31,704	32,021
Expenditures							
Open Hours and Related Services	9,183	9,522	11,787	12,270	12,761	13,184	13,657
Collections	6,416	7,700	5,726	5,640	5,866	6,100	6,344
Technology and Online Services - Operating	1,689	2,840	2,369	2,953	3,071	3,194	3,322
Technology and Online Services - Capital	0	2,000	2,000	3,191	1,209	615	0
Facilities - Regular Maintenance	1,150	1,604	1,758	1,772	1,843	1,917	1,993
Facilities - Major Maintenance	1,094	6,837	6,837	5,024	7,150	5,244	7,989
Children	110	280	277	291	303	315	328
Administration	298	397	426	309	322	335	348
Budget Adjustments							
Current Year Encumbrance CFD's			19				
Current Year Grant/Svc Contract/Capital CFD's			4,485				
<i>Total Budgetary Expenditures</i>	19,940	31,180	35,684	31,451	32,525	30,904	33,981
<i>Ending Budgetary Fund Balance</i>	9,677	4,130	4,818	4,468	3,335	4,135	2,174
Financial Reserves - Expense							
Current Year Encumbrance CFD's	19						
Current Year Grant/Svc Contract/Capital Expenditure CFD's	4,485						
Planning Reserves							
Planned Future Levy Spending	0	4,130	4,818	4,468	3,335	4,135	2,174
<i>Total Reserves</i>	4,504	4,130	4,818	4,468	3,335	4,135	2,174
<i>Ending Unreserved Budgetary Fund Balance</i>	5,173		0	0	0	0	0

Footnotes:

1 - Per CBO, levy only estimated to collect 99.6% of property tax revenues once all payments have been received.

2 - Per CWA, 2020 revenues were understated by \$373,638. Revenues have been adjusted in 2021.

School Safety Traffic and Pedestrian Improvement Fund (18500)

Amounts in \$1,000s	2020 Actuals	2021 Adopted	2021 Revised	2022 Proposed	2023 Projected	2024 Projected	2025 Projected
<u>Beginning Budgetary Fund Balance</u>							
Beginning Balance Sheet Fund Balance	10,790	1,425	3,723				
Budgetary Fund Balance Adjustment	(137)	0	(108)				
<i>Beginning Budgetary Fund Balance</i>	10,652	1,425	3,615	9,272	9,245	8,602	3,366
<u>Sources of Funds</u>							
School Zone Camera Revenues	3,130	3,997	5,443	10,622	10,753	10,718	10,684
Red Light Cameras - 20%	0	716	940	984	1,037	1,076	1,076
General Fund Cash Transfer	0	9,000	9,000	0	0	0	0
Residual Cash Earnings	170	0	0	0	0	0	0
<u>Budget Adjustments</u>							
Associated Revenues from Current Year CFD's			5,247				
Revenues from Current Year legislated ordinances			0				
<i>Total Budgetary Revenues</i>	3,300	13,713	20,630	11,607	11,790	11,794	11,760
<u>Expenditures</u>							
BC-TR-19001: Major Maintenance/Replacement	(6)	0	0	0	0	0	0
BC-TR-19003: Mobility Capital	8,969	6,934	11,899	7,997	8,780	13,358	4,817
BO-TR-17003: Mobility Operations	651	943	943	943	948	953	958
SPD: School Zone Camera Program	778	2,131	2,131	2,693	2,706	2,720	2,733
<u>Misc</u>							
Accounting Adjustments	()						
<u>Budget Adjustments</u>							
Current Year Encumbrance CFD's			0				
Current Year Grant/Svc Contract/Capital CFD's			0				
Supplemental Changes			0				
<i>Total Budgetary Expenditures</i>	10,392	10,008	14,973	11,633	12,434	17,030	8,508
<i>Ending Balance Sheet Adjustment</i>	55						
<i>Ending Budgetary Fund Balance</i>	3,615	5,129	9,272	9,245	8,602	3,366	6,618
<u>Financial Reserves - Revenue</u>							
Current Year Grant/Svc Contract/Capital CFD Revenues	5,247						
<u>Financial Reserves - Expense</u>							
Current Year Encumbrance CFD's	0						
Current Year Grant/Svc Contract/Capital Expenditure CFD's	0						
<u>Planning Reserves</u>							
Planning Reserves	0	347	0	397	1,057	1,893	2,934
Potential new installation/additional cameras			347	528	714	906	1,150
SMC Administration	250	508	508	773	1,046	1,067	1,088
Revenue Stabilization Reserve		2,743	1,000	2,089	2,948	2,949	2,940
Capital Planning Reserve				5,280	10,560	10,560	10,560
<i>Total Reserves</i>	(4,997)	3,597	1,854	9,066	16,325	17,375	18,672
<i>Ending Unreserved Budgetary Fund Balance</i>	8,612	1,533	7,418	179	(7,723)	(14,009)	(12,054)

Seattle Metropolitan Park District (19710)

Amounts in \$1,000s	2020 Actuals	2021 Adopted	2021 Revised	2022 Proposed	2023 Projected	2024 Projected	2025 Projected
<u>Beginning Budgetary Fund Balance</u>							
Beginning Balance Sheet Fund Balance	51,770	(6,212)	43,864	0	1,500	3,030	4,312
Budgetary Fund Balance Adjustment	(593)	0	(1,281)				
<i>Beginning Budgetary Fund Balance</i>	51,177	(6,212)	42,583	0	1,500	3,030	4,312
<u>Sources of Funds</u>							
Park District Property Tax	53,261	54,669	54,669	56,036	57,156	58,299	59,465
Interest Earnings	0	1,376	1,376	0	0	0	0
<u>Budget Adjustments</u>							
Associated Revenues from Current Year CFD's			770				
<i>Total Budgetary Revenues</i>	53,261	56,045	56,814	56,036	57,156	58,299	59,465
<u>Expenditures</u>							
Building For The Future - CIP	5,843	1,346	1,346	6,737	6,872	7,043	7,220
Fix It First - CIP	13,396	13,497	13,497	14,074	14,356	14,715	15,083
Maintaining Parks and Facilities - CIP	154	347	347	355	362	372	381
Parks and Facilities Maintenance and Repairs	18,607	12,940	12,940	14,546	14,837	15,208	15,588
Leadership and Administration	6,432	2,088	2,088	2,176	2,220	2,275	2,332
Departmentwide Programs	892	1,687	1,687	1,523	1,553	1,592	1,632
Parks & Open Space	1,649	0	0	0	0	0	0
Recreation Facility Programs	10,716	16,783	16,783	10,444	10,652	10,919	11,192
Golf Course Programs	1,152	0	0	0	0	0	0
Seattle Conservation Corps	406	0	0	0	0	0	0
Zoo and Aquarium Programs	3,130	7,356	7,356	4,680	4,773	4,893	5,015
<u>Budget Adjustments</u>							
Current Year Grant/Svc Contract/Capital CFD's			46,808				
Supplemental Changes			(3,455)				
<i>Total Budgetary Expenditures</i>	62,377	56,045	99,397	54,536	55,626	57,017	58,442
<i>Ending Balance Sheet Adjustment</i>	523						
<i>Ending Budgetary Fund Balance</i>	42,583	(6,212)	0	1,500	3,030	4,312	5,336
<u>Financial Reserves - Expense</u>							
Current Year Grant/Svc Contract/Capital Expenditure CFD's	46,808						
<u>Planning Reserves</u>							
CBO Planning Reserves	0	0	0	1,474	3,916	6,997	10,830
<i>Total Reserves</i>	46,808	0	0	1,474	3,916	6,997	10,830
<i>Ending Unreserved Budgetary Fund Balance</i>	(4,224)	(6,212)	0	26	(886)	(2,685)	(5,494)

Footnotes

The first cycle of the Park District ended in 2020 (2015-2020). Due to the COVID-19 pandemic, development of the next cycle was delayed until 2022. 2022 property taxes will be held to 2021 collection levels plus inflation. SPR will begin development of the next cycle of the Park District Financial Plan in 2022 for 2023-2028. Numbers for the 2023-2028 outyears are for illustrative purposes only.

Seattle Transportation Benefit District Fund (19900)

Amounts in \$1,000s	2020 Actuals	2021 Adopted	2021 Revised	2022 Proposed	2023 Projected	2024 Projected	2025 Projected
<u>Beginning Budgetary Fund Balance</u>							
Beginning Balance Sheet Fund Balance	47,785	19,997	42,143				
Budgetary Fund Balance Adjustment	(393)	0	(1,009)				
<i>Beginning Budgetary Fund Balance</i>	47,393	19,997	41,134	29,770	23,594	19,927	15,215
<u>Sources of Funds</u>							
Vehicle License Fees I - \$20 (Est. 2010)	7,448	7,255	7,896	8,006	8,118	8,232	8,347
Vehicle License Fees II - \$20 (Est. 2020)	0	3,600	3,948	8,006	8,166	8,330	8,496
Vehicle License Fees - \$60 (2014 STBD)	22,345	0	0	0	0	0	0
Sales Tax - 0.1% (2014 STBD)	26,708	0	0	0	0	0	0
Sales Tax - 0.15% (2020 STBD)	0	33,404	36,285	47,755	50,120	52,947	55,612
Misc. Revenue	93	0	0	0	0	0	0
Inv Earnings - Residual Cash	849	0	0	0	0	0	0
<u>Budget Adjustments</u>							
Associated Revenues from Current Year CFD's			6,145				
<i>Total Budgetary Revenues</i>	57,444	44,259	54,274	63,767	66,404	69,508	72,455
<u>Expenditures</u>							
Major Maintenance/Replacement (VLF I \$20 Est. 2010)	94	819	691	1,029	987	875	901
Mobility Capital (VLF I - \$20 Est. 2010)	2,614	4,745	4,701	4,158	4,286	2,929	2,474
Mobility Operations (VLF I - \$20 Est. 2010)	1,378	893	893	847	893	893	893
Maintenance Operations (VLF I)	2,890	2,883	2,883	2,877	2,883	2,897	2,912
Major Maintenance/Replacement (2014 STBD)	0	0	650	0	0	0	0
Mobility Capital (2014 STBD)	2,992	0	6,060	5,990	0	0	0
Mobility Operations (2014 STBD)	53,852	7,348	12,348	0	0	0	0
Elections Costs (est.)	0	0	234				
Mobility Capital (2020 STBD)	0	5,000	5,000	1,000	1,000	1,500	2,000
Mobility Operations (2020 STBD)	0	24,780	18,181	46,314	52,075	57,156	54,865
Elections Costs (est.)			1,408				
Finance General (VLF II - \$20 Est. 2020)	0	3,600	0	0	0	0	0
Mobility Capital (VLF II - \$20 Est. 2020)	0	0	1,275	2,557	2,593	2,630	0
Mobility Operations (VLF II - \$20 Est. 2020)	0	0	725	1,612	1,635	1,658	0
Major Maintenance/Replacement (VLF II - \$20 Est. 2020)	0	0	1,350	1,112	1,228	1,143	0
Maintenance Operations (VLF II - \$20 Est. 2020)	0	0	250	556	564	572	0
Bridges & Structures (VLF II - \$20 Est. 2020)	0	0	0	1,890	1,928	1,967	0
<u>Budget Adjustments</u>							
Current Year Legislated Carryforwards							
Current Year Legislated and Capital CFD's (2014 STBD)			6,145				
Current Year Capital CFD's (VLF I - \$20 Est. 2010)			2,843				
Supplemental Changes			0				
<i>Total Budgetary Expenditures</i>	63,819	50,068	65,637	69,943	70,071	74,220	64,045
<i>Ending Balance Sheet Adjustment</i>	116						
<i>Ending Budgetary Fund Balance</i>	41,134	14,188	29,770	23,594	19,927	15,215	23,625
<u>Financial Reserves - Revenue</u>							
Total Current Year Metro Service Contract/Capital CFD Revenues (2014 STBD)	6,145						
<u>Financial Reserves - Expense</u>							
Current Year Capital CFD's (VLF I - \$20 Est. 2010)	2,843						
<u>Planning Reserves</u>							
Planning Reserves	0	0	0	411	1,093	1,952	3,021
Reserve for ballot measure costs	750	750	0	0	0	0	500
Reserve (2027 ramp down) - 2014 STBD	20,000	6,000	6,000	6,000	6,000	6,000	6,000
Reserve (2027 ramp down) - 2020 STBD	0	0	0	7,000	7,000	7,000	14,000
Operations Reserve - 2020 STBD	0	0	0	10,000	5,500	0	0
<i>Total Reserves</i>	17,448	6,750	6,000	23,411	19,593	14,952	23,521
<i>Ending Unreserved Budgetary Fund Balance</i>	23,686	7,438	23,770	183	334	263	104

Notes:

Legislated changes from STBD stand-alone ordinances (Ordinance 126327 and Ordinance 126289) are reflected in the corresponding funding source/BSL line in the "2021 Legislated" column.

Expenditures in 2023-2025 are in alignment with the STBD Proposition One spending plan as Presented in the Transportation and Utilities Committee on March 3, 2021 and the 2022 \$20 VLF spending plan as presented in the Transportation and Utilities Committee on May 5, 2021.

REET I Capital Projects Fund (30010)

Amounts in \$1,000s	2020 Actuals	2021 Adopted	2021 Revised	2022 Proposed	2023 Projected	2024 Projected	2025 Projected
<u>Beginning Budgetary Fund Balance</u>							
Beginning Balance Sheet Fund Balance	82,392	12,552	78,902	19,077	5,955	4,528	6,570
Budgetary Fund Balance Adjustment	(523)	0	0				
<i>Beginning Budgetary Fund Balance</i>	81,869	12,552	78,902	19,077	5,955	4,528	6,570
<u>Sources of Funds</u>							
Real Estate Excise Tax Revenues	38,588	32,680	41,435	40,246	37,867	37,648	38,469
<i>Total Budgetary Revenues</i>	38,588	32,680	41,435	40,246	37,867	37,648	38,469
<u>Expenditures</u>							
Debt Service Payments	8,689	9,311	9,311	8,803	9,501	10,999	11,522
Operating Expenditures	785	953	953	1,014	994	1,013	1,032
Capital Expenditures	32,093	31,912	31,912	43,551	28,799	23,594	24,561
<u>Budget Adjustments</u>							
Current Year Grant/Svc Contract/Capital CFD's			58,941				
Supplemental Changes			143				
<i>Total Budgetary Expenditures</i>	41,567	42,176	101,260	53,368	39,294	35,606	37,116
<i>Ending Balance Sheet Adjustment</i>	12						
<i>Ending Budgetary Fund Balance</i>	78,902	3,056	19,077	5,955	4,528	6,570	7,923
<u>Financial Reserves - Expense</u>							
Cash Balance Reserve	3,000	3,000	3,000	4,000	4,500	5,000	5,000
<i>Total Reserves</i>	3,000	3,000	3,000	4,000	4,500	5,000	5,000
<i>Ending Unreserved Budgetary Fund Balance</i>	75,902	56	16,077	1,955	28	1,570	2,923

Ordinance 125990 authorized an interfund loan of \$12,225,000 from the REET I Capital Projects fund for the Central Waterfront Improvement Fund to be repaid by 12-31-2023.

Ordinance 125991 authorized an interfund loan of \$19,000,000 from the REET I Capital Projects fund for the Waterfront LID Fund to be repaid by 12-31-2021.

Ordinance 126407 authorized an interfund loan of \$205 million from eight different funds, including REET I Capital Projects fund for the General Fund, to be repaid by 12-31-2022.

REET II Capital Projects Fund (30020)

Amounts in \$1,000s	2020 Actuals	2021 Adopted	2021 Revised	2022 Proposed	2023 Projected	2024 Projected	2025 Projected
<u>Beginning Budgetary Fund Balance</u>							
Beginning Balance Sheet Fund Balance	70,325	4,021	66,500	31,593	13,770	9,234	7,469
Budgetary Fund Balance Adjustment	(14)	0	0				
<i>Beginning Budgetary Fund Balance</i>	70,311	4,021	66,500	31,593	13,770	9,234	7,469
<u>Sources of Funds</u>							
Real Estate Excise Tax Revenues	38,323	32,680	41,435	40,246	37,867	37,648	38,469
<i>Total Budgetary Revenues</i>	38,323	32,680	41,435	40,246	37,867	37,648	38,469
<u>Expenditures</u>							
Debt Service Payments	9,818	6,877	6,877	9,913	11,970	11,785	11,787
Capital Expenditures	32,469	26,733	21,733	43,156	25,432	22,627	18,042
Affordable Housing			5,000	5,000	5,000	5,000	5,000
<u>Budget Adjustments</u>							
Current Year Grant/Svc Contract/Capital CFD's			55,579				
Supplemental Changes			(12,847)				
<i>Total Budgetary Expenditures</i>	42,287	33,611	76,342	58,069	42,402	39,413	34,829
<i>Ending Balance Sheet Adjustment</i>	153						
<i>Ending Budgetary Fund Balance</i>	66,500	3,090	31,593	13,770	9,234	7,469	11,109
<u>Financial Reserves - Expense</u>							
Cash Balance Reserve	3,000	3,000	3,000	4,000	4,500	5,000	5,000
<u>Planning Reserves</u>							
Seattle Department of Transportation Allocation Reserve				2,000	2,000	2,000	2,000
<i>Total Reserves</i>	3,000	3,000	3,000	6,000	6,500	7,000	7,000
<i>Ending Unreserved Budgetary Fund Balance</i>	63,500	90	28,593	7,770	2,734	469	4,109

Ordinance 125990 authorized an interfund loan of \$12,225,000 from the REET I Capital Projects fund for the Central Waterfront Improvement Fund to be repaid by 12-31-2033.

Ordinance 126407 authorized an interfund loan of \$205 million from eight different funds, including REET II Capital Projects fund for the General Fund, to be repaid by 12-31-2022.

|

Park Mitigation & Remediation (33130)

Amounts in \$1,000s	2020 Actuals	2021 Adopted	2021 Revised	2022 Proposed	2023 Projected	2024 Projected	2025 Projected
Beginning Budgetary Fund Balance							
Beginning Balance Sheet Fund Balance	3,398	125	1,130	(704)	17	17	17
Budgetary Fund Balance Adjustment	(36)	0	0				
<i>Beginning Budgetary Fund Balance</i>	3,362	125	1,130	(704)	17	17	17
Sources of Funds							
Taxes and Interest	41	0	0	0	0	0	0
Grants and Other Revenue (State Grant)	0	0	0	721	0	0	0
<i>Total Budgetary Revenues</i>	41	0	0	721	0	0	0
Expenditures							
Arboretum Trail Development	0	0	0	0	0	0	0
Bryant Site Development	2,199	0	0	0	0	0	0
Arboretum Trail Renovations	77	0	0	0	0	0	0
Budget Adjustments							
Current Year Grant/Svc Contract/Capital CFD's			1,684				
Supplemental Changes			150				
<i>Total Budgetary Expenditures</i>	2,276	0	1,834	0	0	0	0
<i>Ending Balance Sheet Adjustment</i>	2						
<i>Ending Budgetary Fund Balance</i>	1,130	125	(704)	17	17	17	17
Financial Reserves - Revenue							
Current Year Grant/Svc Contract/Capital CFD Revenues	721						
Financial Reserves - Expense							
Current Year Grant/Svc Contract/Capital Expenditure CFD's	1,684						
Planning Reserves							
Future Grant Revenues - Arboretum Trail Renov	0	0	(721)				
Abroterum Trail Renovation (Underspend)	0	0	0				
2021 Supplemental	150	0	0	0	0	0	0
<i>Total Reserves</i>	1,113	0	(721)	0	0	0	0
<i>Ending Unreserved Budgetary Fund Balance</i>	17	125	17	17	17	17	17

2008 Parks Levy Fund (33860)

Amounts in \$1,000s	2020 Actuals	2021 Adopted	2021 Revised	2022 Proposed	2023 Projected	2024 Projected	2025 Projected
<u>Beginning Budgetary Fund Balance</u>							
Beginning Balance Sheet Fund Balance	14,837	801	11,338	68	68	68	68
Budgetary Fund Balance Adjustment	(158)	0	0				
<i>Beginning Budgetary Fund Balance</i>	14,679	801	11,338	68	68	68	68
<u>Sources of Funds</u>							
Taxes and Interest	225	0	0	0	0	0	0
Gain (loss)	0	0	0	0	0	0	0
Grants and Other Revenue	474	0	0	0	0	0	0
<i>Total Budgetary Revenues</i>	698	0	0	0	0	0	0
<u>Expenditures</u>							
2008 Levy-Neighborhood Pk Acq	160	0	0	0	0	0	0
2008 Levy-Green Space Acquisition	0	0	0	0	0	0	0
2008 Levy Neighborhood Pks & PG	3,133	0	0	0	0	0	0
2008 Levy- Major Parks	0	0	0	0	0	0	0
Comm Gardens & P-Patch	3	0	0	0	0	0	0
2008 Levy Opportunity Fund Dev	760	0	0	0	0	0	0
<u>Budget Adjustments</u>							
Current Year Grant/Svc Contract/Capital CFD's			9,970				
Supplemental Changes			1,300				
<i>Total Budgetary Expenditures</i>	4,055	0	11,270	0	0	0	0
<i>Ending Balance Sheet Adjustment</i>	15						
<i>Ending Budgetary Fund Balance</i>	11,338	801	68	68	68	68	68
<u>Financial Reserves - Expense</u>							
Current Year Grant/Svc Contract/Capital Expenditure CFD's	9,970						
<u>Planning Reserves</u>							
2021 4th Quarter Supplemental	1,300	0	0	0	0	0	0
<i>Total Reserves</i>	11,270	0	0	0	0	0	0
<i>Ending Unreserved Budgetary Fund Balance</i>	68	801	68	68	68	68	68

McCaw Hall Capital Reserve (34070)

Amounts in \$1,000s	2020 Actuals	2021 Adopted	2021 Revised	2022 Proposed	2023 Projected	2024 Projected	2025 Projected
<u>Beginning Budgetary Fund Balance</u>							
Beginning Balance Sheet Fund Balance	2,126	2,119	2,102				
Budgetary Fund Balance Adjustment	(23)	0	(60)				
<i>Beginning Budgetary Fund Balance</i>	2,103	2,119	2,041	58	58	58	58
<u>Sources of Funds</u>							
REET I	0	0	0	281	327	337	347
McCaw Hall Tenant Contributions	0	0	0	281	327	337	347
Interest	38	0	0	36	17	17	17
<u>Budget Adjustments</u>							
Associated Revenues from Current Year CFD's			0				
Revenues from Current Year legislated ordinances			0				
<i>Total Budgetary Revenues</i>	38	0	0	598	671	691	711
<u>Expenditures</u>							
McCaw Hall Capital Reserve Expenses	103	0	0	598	671	691	711
<u>Budget Adjustments</u>							
Current Year Encumbrance CFD's			0	0			
Current Year Grant/Svc Contract/Capital CFD's			1,983	0			
Supplemental Changes			0	0			
<i>Total Budgetary Expenditures</i>	103	0	1,983	598	671	691	711
<i>Ending Balance Sheet Adjustment</i>	3						
<i>Ending Budgetary Fund Balance</i>	2,041	2,119	58	58	58	58	58
<u>Financial Reserves - Revenue</u>							
Current Year Grant/Svc Contract/Capital CFD Revenues	0						
<u>Financial Reserves - Expense</u>							
Current Year Encumbrance CFD's	0						
Current Year Grant/Svc Contract/Capital Expenditure CFD's	0						
<u>Planning Reserves</u>							
Continuing Appropriations	0	2,119	2,041	2,041	2,041	2,041	2,041
<i>Total Reserves</i>	0	2,119	2,041	2,041	2,041	2,041	2,041
<i>Ending Unreserved Budgetary Fund Balance</i>	2,041	0	(1,983)	(1,983)	(1,983)	(1,983)	(1,983)

King County Parks Levy (36000)

Amounts in \$1,000s	2020 Actuals	2021 Adopted	2021 Revised	2022 Proposed	2023 Projected	2024 Projected	2025 Projected
<u>Beginning Budgetary Fund Balance</u>							
Beginning Balance Sheet Fund Balance	4,840	510	3,806	232	269	258	248
Budgetary Fund Balance Adjustment	(52)	0	0	0	0	0	0
<i>Beginning Budgetary Fund Balance</i>	4,788	510	3,806	232	269	258	248
<u>Sources of Funds</u>							
Levy Allocation	2,212	2,251	2,301	2,301	2,251	2,250	2,249
Interest Earnings	71	0	0	0	0	0	0
<i>Total Budgetary Revenues</i>	2,283	2,251	2,301	2,301	2,251	2,250	2,249
<u>Expenditures</u>							
Fix it First	1,097	0	0	360	360	360	360
Debt and Special Funding	1,533	1,541	1,541	1,155	1,154	1,151	1,144
Building for the Future CIP	0	0	0	0	0	0	0
Leadership and Administration	0	0	0	0	0	0	0
Parks and Facilities Maintenance and Repairs	9	10	10	10	10	10	10
Recreation Facility Programs	625	739	739	739	739	739	739
<u>Budget Adjustments</u>							
Current Year Grant/Svc Contract/Capital CFD's			3,045				
Supplemental Changes			540				
<i>Total Budgetary Expenditures</i>	3,265	2,290	5,875	2,264	2,263	2,260	2,253
<i>Ending Budgetary Fund Balance</i>	3,806	471	232	269	258	248	244
<u>Financial Reserves - Expense</u>							
Current Year Grant/Svc Contract/Capital Expenditure CFD's	3,045						
<u>Planning Reserves</u>							
2021 4th Quarter Supplemental	447	447	0	0	0	0	0
Operating Reserves	0	0	180	180	180	180	180
<i>Total Reserves</i>	3,492	447	180	180	180	180	180
<i>Ending Unreserved Budgetary Fund Balance</i>	314	24	52	89	78	68	64

Light Fund (41000)

	2020 Actual ²	2021 Adopted	2021 Revised	2022 Proposed	2023 Projected ⁴	2024 Projected	2025 Projected
Beginning Cash Balance ¹	466,694	433,273	427,253	454,145	454,145	475,965	485,630
Carry Forward / Encumbrances/Adjustments							
<i>Revised Beginning Cash Balance</i>	466,694	433,273	427,253	454,145	454,145	475,965	485,630
Sources of Funds							
Retail Power Sales	897,388	889,631	919,317	944,525	994,142	1,030,874	1,054,355
Revenue from RSA Surcharge	26,034	-	6,154	-	-	-	-
Wholesale Power, Net	47,681	60,000	35,000	40,000	40,000	40,000	40,000
Power Contracts	8,177	6,726	6,726	6,653	7,282	7,166	6,998
Power Marketing, Net	16,429	9,298	12,326	7,114	9,797	9,797	9,797
Other Outside Sources	26,456	30,325	25,209	32,483	32,551	33,509	36,025
Interest on Cash Accounts	10,756	8,878	8,887	8,762	9,021	8,984	8,917
Cash from (to) Rate Stabilization Account	(22,706)	-	-	-	-	-	-
Cash from Contributions	58,230	55,051	52,481	51,828	41,148	40,293	41,012
Cash from Bond Proceeds	143,746	297,847	270,589	374,165	211,692	205,728	173,920
Budget Adjustments							
Associated Revenues from 2020 CFD's			74,059				
Revenues from Current Year legislated			1,600				
<i>Total Budgetary Revenues</i>	1,212,192	1,357,757	1,412,348	1,465,530	1,345,634	1,376,351	1,371,024
Expenditures							
Power Contracts	269,065	258,989	256,834	241,508	235,628	242,405	239,236
Production	49,516	44,810	54,444	56,008	71,338	74,697	77,599
Transmission	9,583	12,425	10,599	12,750	14,294	14,715	15,109
Distribution	56,319	74,823	67,958	76,881	85,469	88,112	90,575
Conservation	9,756	11,574	10,523	11,849	12,586	12,975	13,337
Customer Accounting	38,073	42,785	39,606	43,962	50,312	51,868	53,318
Administration	127,620	101,360	108,692	114,842	115,592	118,642	121,287
Uncollectable Accounts	20,581	9,608	23,100	7,122	7,495	7,771	7,949
Taxes and Franchise Payments	101,242	101,941	106,135	107,226	112,746	116,632	119,460
Debt Service	222,451	230,943	224,359	236,371	245,232	257,080	254,598
Capital Expenditures	343,532	336,845	363,841	382,794	394,528	381,492	378,192
Technical and Accounting Adjustments	3,895	131,654	43,707	174,217	11,092	45,785	60,584
Budget Adjustments							
Current Year Encumbrance CFD's			52,843				
Current Year Grant/Svc Contract/Capital CFD's			17,314				
Supplemental Changes			5,501				
<i>Total Budgetary Expenditures</i>	1,251,633	1,357,757	1,385,457	1,465,530	1,356,312	1,412,173	1,431,243
<i>Ending Balance Sheet Adjustment</i>							
<i>Ending Cash Balance</i>	427,253	433,273	454,145	454,145	443,467	440,142	425,411
Planning Reserves							
Construction Account	54,281	44,153	66,082	-	65,615	64,709	34,402
Other Restricted Accounts	189,688	203,775	201,875	194,358	222,777	232,941	242,216
Rate Stabilization Account	96,851	104,339	117,837	102,797	121,399	123,220	125,068
<i>Total Reserves</i>	340,820	352,268	385,794	297,156	409,791	420,870	401,686
<i>Ending Unreserved Cash Balance</i>	86,433	81,005	68,350	156,989	33,676	19,272	23,725

Notes:

¹ 2020 beginning fund balance is the cash balance on January 1, 2020.

² 2020 actual revenues do not include fair market value (non-cash) or RSA surcharge revenues and will differ from total revenues in Peoplesoft.

³ A portion of the legislated 2021 adjustments are spread into various revenue and expenditure categories. Revised revenues include bond sales.

⁴ Out year assumptions represent forecasted cash flows in the utility's Financial Planning Model which is used to evaluate City Light rate impacts, potential bond offerings, and the overall financial performance of the utility.

Water Fund (43000)

Amounts in \$1,000s	2020 Actuals	2021 Adopted	2021 Revised	2022 Proposed	2023 Projected ⁴	2024 Projected	2025 Projected
<u>Beginning Budgetary Fund Balance</u>							
Beginning Balance Sheet Fund Balance ¹	130,036	105,000	140,762				
Budgetary Fund Balance Adjustment	0	0	0				
Bond Reserve Account	20,884	20,884	20,884	26,149	31,415	36,680	41,945
Revenue Stabilization Fund	60,096	60,096	60,096	42,114	42,535	42,961	43,390
<i>Beginning Budgetary Fund Balance</i>	211,016	185,981	221,743	145,409	140,526	138,326	128,069
<u>Sources of Funds*</u>							
<u>Rate Revenue</u>							
Retail Water Sales	197,628	205,120	205,120	211,242	218,608	227,635	238,657
Wholesale Water Sales	56,782	53,081	53,081	54,322	56,660	62,776	58,440
<u>Fees</u>							
Tap Fees	9,614	7,973	7,973	8,072	8,173	8,275	8,379
<u>Other Revenues</u>							
Other Non-Operating Revenue	1,808	3,233	3,233	644	653	661	670
Operating Grants	140	0	0	0	0	0	0
Build America Bond Interest Income	1,937	1,619	1,619	1,571	1,520	1,466	1,407
Rentals--Non-City	753	672	672	791	811	321	852
Other Operating Revenues	4,592	4,226	4,226	5,277	5,386	5,498	5,612
Capital Grants and Contributions	5,139	8,200	8,200	5,378	5,513	5,651	5,792
Public Works Loan Proceeds	0	0	0	0	0	0	0
Transfers from Construction Fund	31,000	39,083	49,928	67,132	81,572	96,730	84,745
Op Transfer In - Rev Stab Subfund	0	0	0	0	0	0	0
Op Transfer In - Rev Stab Subfnd - BPA Acct	0	0	0	0	0	0	0
<u>Reimbursements</u>							
Reimbursement for External Activities	0	0	0	0	0	0	0
Call Center Reimbursement from SCL	2,327	2,287	2,374	2,616	2,669	2,722	2,777
GF - Public Fire Hydrant Reimbursement	9,962	10,247	9,966	11,604	12,085	12,584	13,193
<u>Budget Adjustments</u>							
Associated Revenues from Current Year CFD's			59,258				
Revenues from Current Year legislated ordinances			0				
<i>Total Budgetary Revenues²</i>	321,682	335,740	405,650	368,651	393,649	424,318	420,523
<u>Expenditures</u>							
<u>CIP</u>							
Distribution	25,369	31,095	24,416	35,688	44,375	50,675	51,248
Transmission	5,382	20,129	3,974	16,514	12,604	17,623	22,368
Watershed Stewardship	1,753	298	789	2,170	414	335	328
Water Quality and Treatment	886	13,214	10,062	3,605	2,120	5,261	23,750
Water Resources	2,222	12,031	5,996	7,053	10,646	9,989	30,970
Habitat Conservation Program	3,990	1,474	1,298	2,604	1,126	1,030	925
Shared-Cost Projects	20,184	33,474	20,361	22,277	28,526	43,541	35,777
Technology	6,121	5,062	5,997	4,244	4,244	4,244	4,244
<u>O&M</u>							
General Expense	137,633	147,339	136,887	143,618	159,106	161,953	164,909
Leadership and Administration	43,973	58,113	53,067	58,295	62,414	66,375	73,504
Utility Services and Operations	66,133	68,202	64,804	83,153	75,966	79,245	82,172
<u>Budget Adjustments</u>							
Current Year Encumbrance CFD's			0				
Current Year Grant/Svc Contract/Capital CFD's			59,258				
Supplemental Changes			82,357				
<i>Total Budgetary Expenditures</i>	313,646	390,433	469,267	379,221	401,540	440,270	490,193
<i>Ending Balance Sheet Adjustment</i>	(78,290)						
<i>Ending Budgetary Fund Balance</i>	140,762	131,287	158,126	134,839	132,635	122,375	58,398
<u>Financial Reserves - Revenue</u>							
Current Year Grant/Svc Contract/Capital CFD Revenues	59,258						
<u>Financial Reserves - Expense</u>							
Current Year Encumbrance CFD's	0						
Current Year Grant/Svc Contract/Capital Expenditure CFD's	59,258						
<u>Planning Reserves</u>							
CIP Accomplishment ³				(14,123)	(29,731)	(49,636)	(75,077)
<i>Total Reserves</i>	0	0	0	(14,123)	(29,731)	(49,636)	(75,077)
<i>Ending Unreserved Budgetary Fund Balance</i>	140,762	131,287	158,126	148,962	162,366	172,010	133,475

(1) Please note that SPU's 2020 ending fund balance / 2021 starting fund balance reflects the current assets (operating cash and equity in pooled investments) and includes cash on hand, petty cash, revolving funds, change funds, and the net increase or decrease in the value of investments.

(2) Water Fund Total Budgetary Revenues (Row 38) includes transfers from the construction fund, a transaction that is not recorded in the Budget Book tables and is otherwise considered a form of contribution from fund balance.

(3) Please note that SPU revenues are determined assuming that the capital improvement program will only achieve approximately 85% of the budgeted expenditures. SPU applies this assumption in order to keep rates as low as possible for ratepayers. SPU is including the underspending assumption in the "Planning Reserves" line above to reflect that we are projected to end the year with positive fund balance.

(4) SPU is providing the 2021-2026 SBP assumptions for the 2023 to 2025 out-year projections because that is the currently endorsed path. However, the rate forecast is based on the adopted rate study that used slightly revised projections for taxes, debt service, and major service contracts. Including the revised forecast would show higher positive year-end fund balances.

Drainage and Wastewater Fund (44010)

Amounts in \$1,000s	2020 Actuals	2021 Adopted	2021 Revised	2022 Proposed	2023 Projected ⁴	2024 Projected	2025 Projected
Beginning Budgetary Fund Balance							
Beginning Balance Sheet Fund Balance ¹	230,631	186,760	218,714				
Budgetary Fund Balance Adjustment	0	0	0				
Bond Reserve Account	30,872	38,266	38,266	30,872	30,872	30,872	30,872
<i>Beginning Budgetary Fund Balance</i>	261,504	225,025	256,980	167,544	174,554	91,723	9,948
Sources of Funds							
Rate Revenue							
Wastewater Utility Services	300,699	314,332	314,332	336,861	343,598	350,470	357,480
Drainage Utility Services	153,420	166,927	166,927	167,988	171,348	174,775	178,271
Fees							
Side Sewer Permit Fees	1,833	1,832	1,832	1,926	1,964	2,003	2,043
Drainage Permit Fees	471	519	519	495	505	515	525
Other Revenues							
Other Operating Revenues	6,176	6,175	6,330	6,488	6,618	6,751	6,886
Build America Bond Interest Income	1,632	1,686	1,686	1,686	1,720	1,754	1,789
Capital Grants and Contributions	0	0	0	0	0	0	0
Operating Grants	720	738	738	757	772	787	803
Transfer from Construction Fund	58,094	44,454	55,585	56,713	57,848	59,004	60,185
Reimbursements							
Call Center Reimbursement from SCL	2,327	2,215	2,374	2,686	2,767	2,850	2,935
King County Reimbursement	18,194	43,083	41,778	32,452	33,101	33,763	34,438
WIFIA Reimbursement	0	75,040	0	40,064	40,865	41,682	42,516
SRF Reimbursement	0	0	15,057	32,505	33,155	33,818	34,494
Public Works Transfer Fund	1,562	6,000	7,192	1,247	0	0	0
Budget Adjustments							
Associated Revenues from Current Year CFD's			119,427				
Revenues from Current Year legislated ordinances			0				
<i>Total Budgetary Revenues²</i>	545,128	663,002	733,776	681,868	694,260	708,173	722,365
Expenditures							
CIP							
Protection of Beneficial Uses	7,653	21,139	10,291	20,911	39,473	47,444	50,010
Sediments	3,177	3,867	1,911	4,560	6,789	13,349	17,809
Combined Sewer Overflows	88,653	134,109	112,120	98,151	106,987	70,944	32,364
Rehabilitation	28,439	38,268	39,179	40,685	46,960	40,692	40,144
Flooding, Sewer Backup, and Landslides	13,944	42,899	26,177	29,967	13,292	30,188	18,829
Shared Cost Projects	20,235	32,957	14,182	15,345	34,550	38,263	21,544
Technology	4,739	5,151	6,739	4,299	4,299	4,299	4,299
O&M							
General Expense	294,845	332,921	311,358	319,679	378,691	390,480	402,742
Leadership and Administration	51,134	62,544	61,401	68,948	67,993	72,752	80,692
Utility Services and Operations	66,710	70,120	62,255	72,311	78,056	81,537	84,584
Budget Adjustments							
Current Year Encumbrance CFD's			0				
Current Year Grant/Svc Contract/Capital CFD's			119,427				
Supplemental Changes			50,777				
<i>Total Budgetary Expenditures</i>	579,528	743,975	815,819	674,857	777,091	789,948	753,017
<i>Ending Balance Sheet Adjustment</i>	(8,390)						
<i>Ending Budgetary Fund Balance</i>	218,714	144,052	174,937	174,554	91,723	9,948	(20,704)
Financial Reserves - Revenue							
Current Year Grant/Svc Contract/Capital CFD Revenues	119,427	0	0	0	0	0	0
Financial Reserves - Expense							
Current Year Encumbrance CFD's	0						
Current Year Grant/Svc Contract/Capital Expenditure CFD's	119,427						
Planning Reserves							
CIP Accomplishment ³			0	(22,273)	(49,427)	(79,109)	(103,623)
<i>Total Reserves</i>	0	0	0	(22,273)	(49,427)	(79,109)	(103,623)
<i>Ending Unreserved Budgetary Fund Balance</i>	218,714	144,052	174,937	196,827	141,150	89,057	82,919

(1) Please note that SPU's 2020 ending fund balance / 2021 starting fund balance reflects the current assets (operating cash and equity in pooled investments) and includes cash on hand, petty cash, revolving funds, change funds, and the net increase or decrease in the value of investments.

(2) Drainage and Wastewater Total Budgetary Revenues (Row 35) includes: transfers from the Construction Fund, King County reimbursements, and contributions from the Public Works Transfer Fund. These transactions are not recorded in the Budget Book tables and are otherwise considered contributions from fund balance.

(4) Please note that SPU revenues are determined assuming that the capital improvement program will only achieve approximately 85% of the budgeted expenditures - 95% on the Ship Canal Water Quality Project. SPU applies this assumption in order to keep rates as low as possible for ratepayers. SPU is including the underspending assumption in the "Ending Balance Sheet" line above to reflect that we are projected to end the year with positive budgetary fund balance.

(3) SPU is providing the 2021-2026 SBP assumptions for the 2023 to 2025 out-year projections because that is the currently endorsed path. However, the rate forecast is based on the adopted rate study that used slightly revised projections for taxes, debt service, and major service contracts, which are higher in the SBP projections shown above. Including the revised, lower forecast would show positive year-end fund balances.

Solid Waste Fund (45010)

Amounts in \$1,000s	2020 Actuals	2021 Adopted	2021 Revised	2022 Proposed	2023 Projected	2024 Projected	2025 Projected
Beginning Budgetary Fund Balance							
Beginning Balance Sheet Fund Balance ¹	93,560	69,346	98,043				
Budgetary Fund Balance Adjustment	0	0	0				
Bond Reserve Account	9,831	9,831	9,831	9,831	9,831	9,831	9,831
Revenue Stabilization Fund	38,032	38,032	38,032	38,032	38,032	38,032	38,032
<i>Beginning Budgetary Fund Balance</i>	141,424	117,209	145,906	167,590	174,783	149,663	117,076
Sources of Funds							
Rate Revenue							
Recycling Processing Revenues	3,715	2,823	2,823	3,804	4,812	5,973	6,099
Commercial Services	62,848	69,011	69,011	71,187	72,865	74,665	76,356
Residential Services	140,776	142,494	143,590	148,794	153,158	157,383	161,900
Recycling and Disposal Station Charges	15,422	13,356	13,626	13,752	14,027	14,307	14,593
Other Misc	1,290	1,744	1,744	1,688	1,774	1,858	1,853
Other Revenues							
Other Nonoperating Revenue	5,145	848	1,048	940	756	755	823
Operating Fees, Contributions and grants	374	100	100	100	100	100	100
Other Operating Revenue	0	0	0	0	0	0	0
Transfers from Construction Fund	0	0	9,581	0	0	0	0
Op Transfer In - Rev Stab Subfund	0	0	0	0	0	0	0
Reimbursements							
Call Center Reimbursement from SCL	2,327	2,287	2,453	2,456	2,529	2,605	2,683
KC Reimb for Local Hzrd Waste Mgt Prgm	3,313	4,005	4,005	4,164	4,310	4,461	4,617
Budget Adjustments							
Associated Revenues from Current Year CFD's			25,299				
Revenues from Current Year legislated ordinances			0				
<i>Total Budgetary Revenues</i>	235,211	236,668	273,281	246,884	254,331	262,107	269,024
Expenditures							
CIP							
New Facilities	1,403	19,250	2,700	6,156	13,009	14,988	4,147
Rehabilitation and Heavy Equipment	703	1,220	12,924	2,450	550	1,850	350
Shared Cost Projects	1,102	2,842	1,746	4,561	2,550	2,517	795
Technology	2,196	1,988	2,940	1,508	1,508	1,508	1,508
O&M							
General Expense	154,356	166,465	157,100	169,202	203,539	212,550	221,991
Leadership and Administration	14,581	18,641	18,239	20,109	19,765	21,043	22,893
Utility Services and Operations	29,061	33,831	30,649	35,704	38,531	40,238	41,689
Budget Adjustments							
Current Year Encumbrance CFD's			0				
Current Year Grant/Svc Contract/Capital CFD's			25,299				
Supplemental Changes			0				
<i>Total Budgetary Expenditures</i>	203,403	244,236	251,597	239,690	279,451	294,693	293,373
<i>Ending Balance Sheet Adjustment</i>	(75,189)						
<i>Ending Budgetary Fund Balance</i>	98,043	109,640	167,590	174,783	149,663	117,076	92,728
Financial Reserves - Revenue							
Current Year Grant/Svc Contract/Capital CFD Revenues	25,299						
Financial Reserves - Expense							
Current Year Encumbrance CFD's	0						
Current Year Grant/Svc Contract/Capital Expenditure CFD's	25,299						
Planning Reserves							
CIP Accomplishment ²				(1,467)	(3,229)	(5,315)	(5,995)
<i>Total Reserves</i>	0	0	0	(1,467)	(3,229)	(5,315)	(5,995)
<i>Ending Unreserved Budgetary Fund Balance</i>	98,043	109,640	167,590	176,251	152,892	122,392	98,723

(1) Please note that SPU's 2020 ending fund balance / 2021 starting fund balance reflects the current assets (operating cash and equity in pooled investments) and includes cash on hand, petty cash, revolving funds, change funds, and the net increase or decrease in the value of investments.

(2) SPU revenues are determined assuming that the capital improvement program will achieve approximately 90% of budgeted expenditures. SPU applies this assumption in order to keep rates as low as possible for ratepayers. SPU is including the underspending assumption in the "Ending Balance Sheet" line above to reflect that we are projected to end the year with higher positive budgetary fund balance.

Construction and Inspections Fund (48100)

	2020	2021	2021	2022	2023	2024	2025
Amounts in \$1,000s	Actuals	Adopted	Revised	Proposed	Projected	Projected	Projected
Beginning Budgetary Fund Balance							
Beginning Balance Sheet Fund Balance	\$ 30,367	\$ 68,566	\$ 37,018				
Budgetary Fund Balance Adjustment	\$ 48,712	\$ -	\$ 49,890				
Beginning Budgetary Fund Balance	\$ 79,079	\$ 68,566	\$ 86,908	\$ 78,628	\$ 63,940	\$ 58,155	\$ 54,092
Revenues							
Contingent Budget Authority Offset	\$ -	\$ 8,064	\$ 8,064	\$ 8,064	\$ 8,064	\$ 8,064	\$ 8,064
Boiler	\$ 1,138	\$ 1,432	\$ 1,219	\$ 1,647	\$ 1,804	\$ 1,869	\$ 1,939
Building Development	\$ 43,000	\$ 28,907	\$ 38,420	\$ 37,052	\$ 38,084	\$ 38,756	\$ 39,453
Electrical	\$ 9,200	\$ 6,241	\$ 9,388	\$ 8,943	\$ 8,771	\$ 8,865	\$ 8,960
Elevator	\$ 2,801	\$ 4,606	\$ 4,902	\$ 4,929	\$ 5,391	\$ 5,658	\$ 5,949
Grant Revenues	\$ -	\$ -	\$ -	\$ -	\$ -	\$ -	\$ -
Interest	\$ 1,919	\$ 1,176	\$ 1,176	\$ 1,176	\$ 1,176	\$ 1,176	\$ 1,176
Land Use	\$ 11,179	\$ 9,188	\$ 9,188	\$ 10,618	\$ 12,483	\$ 13,811	\$ 14,484
Noise	\$ 405	\$ 424	\$ 499	\$ 494	\$ 547	\$ 572	\$ 600
Other Miscellaneous Revenues	\$ 1,383	\$ 2,119	\$ 2,119	\$ 2,119	\$ 2,169	\$ 2,189	\$ 2,209
Refrigeration & Furnace	\$ 1,733	\$ 1,073	\$ 1,596	\$ 1,071	\$ 740	\$ 748	\$ 756
Rental Registration & Inspection Ordinance	\$ 1,083	\$ 3,164	\$ 3,164	\$ 2,198	\$ 3,504	\$ 2,442	\$ 3,848
Signs	\$ 456	\$ 639	\$ 489	\$ 489	\$ 535	\$ 554	\$ 575
Site Review & Development	\$ 3,720	\$ 2,608	\$ 4,316	\$ 4,284	\$ 4,922	\$ 5,211	\$ 5,526
SPU MOA for Side Sewer & Drainage	\$ 2,707	\$ 2,000	\$ 2,000	\$ 2,672	\$ 2,672	\$ 2,672	\$ 2,672
Total Budgetary Revenues	\$ 80,724	\$ 71,641	\$ 86,540	\$ 85,756	\$ 90,864	\$ 92,586	\$ 96,211
Expenditures							
Compliance	\$ 3,622	\$ 3,886	\$ 3,886	\$ 4,653	\$ 4,496	\$ 4,496	\$ 4,496
Government Policy, Safety & Support	\$ 1,225	\$ 1,360	\$ 1,360	\$ 1,377	\$ 1,340	\$ 1,340	\$ 1,340
Inspections	\$ 23,810	\$ 26,388	\$ 26,388	\$ 30,367	\$ 29,764	\$ 29,764	\$ 29,764
Land Use Services	\$ 18,979	\$ 24,008	\$ 24,008	\$ 24,607	\$ 24,458	\$ 24,458	\$ 24,458
Leadership and Administration	\$ 2	\$ -	\$ -	\$ 0	\$ -	\$ -	\$ -
Permit Services	\$ 22,714	\$ 29,075	\$ 29,075	\$ 29,587	\$ 29,244	\$ 29,244	\$ 29,244
Process Improvements and Technology	\$ 5,785	\$ 5,158	\$ 5,158	\$ 9,853	\$ 7,347	\$ 7,347	\$ 7,347
Budget Adjustments							
2020 Encumbrance CFD's			\$ 885				
2020 Grant/Svc Contract/Capital CFD's			\$ -				
2021 Legislated Changes (CFD and Supplemental)			\$ 4,059				
Total Budgetary Expenditures	\$ 76,136	\$ 89,875	\$ 94,819	\$ 100,443	\$ 96,649	\$ 96,649	\$ 96,649
Ending Balance Sheet Adjustment	\$ 3,240						
Ending Budgetary Fund Balance	\$ 86,908	\$ 50,332	\$ 78,628	\$ 63,940	\$ 58,155	\$ 54,092	\$ 53,654
Financial Reserves							
Core Staffing	\$ 31,040	\$ 25,926	\$ 20,000	\$ 20,000	\$ 20,000	\$ 20,000	\$ 20,000
Process Improvements and Technology	\$ 5,200	\$ 3,900	\$ 3,900	\$ 1,300	\$ 1,300	\$ 1,300	\$ 1,300
Tenant Improvements	\$ 3,156	\$ 2,116	\$ 2,116	\$ 2,116	\$ 2,116	\$ 2,116	\$ 2,116
Operating Reserve	\$ 16,807	\$ 15,931	\$ 11,093	\$ 11,093	\$ 11,093	\$ 11,093	\$ 11,093
Planning Reserve		\$ -	\$ -	\$ 2,586	\$ 6,873	\$ 12,279	\$ 19,005
Total Reserves	\$ 56,203	\$ 47,873	\$ 37,109	\$ 37,095	\$ 41,382	\$ 46,788	\$ 53,514
Ending Unreserved Budgetary Fund Balance	\$ 30,704	\$ 2,459	\$ 41,519	\$ 26,845	\$ 16,773	\$ 7,304	\$ 140

Note: Ordinance 124607 authorized an interfund loan of \$205 million from multiple funds, including the Construction and Inspections Fund, as bridge financing to be repaid by future tax proceeds and other anticipated revenues.

Finance and Administrative Services Fund (50300)

	2020	2021	2021	2022	2023	2024	2025
Amounts in \$1,000s	Actuals	Adopted	Revised	Proposed	Projected	Projected	Projected
<u>Revised Beginning Fund Balance</u>							
Beginning Fund Balance	28,087	123	15,888	(4,240)	(2,855)	56	(983)
Technical Adjustments	(14,509)		(13,327)				
<i>Revised Beginning Fund Balance</i>	13,578	123	2,560	(4,240)	(2,855)	56	(983)
<u>Sources of Funds¹</u>							
General Fund Support	15,600	12,274	12,274	10,666	10,879	11,097	11,318
Revenues from Other City Departments	149,383	161,994	162,510	170,977	174,396	177,884	181,442
External Revenues ²	5,632	4,292	4,292	3,808	3,884	3,962	4,041
Capital Improvements	5,848	7,038	9,983	3,500	3,500	3,500	3,500
Emergency Agency Reimbursement ^{3,4}			3,923	3,001	3,001		
Q3 2021 Supplemental Revenues (CLFR)			770				
<u>Budget Adjustments</u>							
Vaccine Center ⁵			24,510				
Revenues from 2021 Supplemental Changes			945				
Carryforward			2,364				
<i>Total Budgetary Revenues</i>	176,464	185,598	221,571	191,952	195,661	196,443	200,302
<u>Expenditures¹</u>							
Budget and Central Services	2,589	2,486	2,814	1,991	2,041	2,092	2,144
Fleet Services	38,108	41,572	41,633	40,266	41,115	42,143	43,196
Facility Services	102,039	87,128	97,400	88,992	90,589	92,854	95,175
Financial Services	23,201	31,524	31,936	34,682	35,549	36,438	37,349
City Purchasing and Contracting Services	10,735	10,850	11,430	14,200	12,904	13,226	13,557
Office of Constituent Services	6,109	6,725	6,959	6,936	7,053	7,229	7,446
Capital Improvements	6,530	4,000	6,945	3,500	3,500	3,500	3,500
Vaccine Center ⁵			24,510				
<u>Budget Adjustments</u>							
2021 Supplemental Changes			4,745				
<i>Total Budgetary Expenditures</i>	189,310	184,285	228,372	190,567	192,750	197,482	202,367
<i>Ending Balance Sheet Adjustment</i>	1,828						
<i>Ending Budgetary Fund Balance⁶</i>	2,560	1,436	(4,240)	(2,855)	56	(983)	(3,049)
<u>Financial Reserves - Revenues</u>							
2020 Capital CFD Revenues	2,364						
<u>Financial Reserves - Expense</u>							
2020 Special Carryforward	1,354						
2020 Encumbrance CFD's	4,545						
2020 Capital Expenditure CFD's	2,364						
2020 Emergency/CRF Expenditures	4,765						
<u>Planning Reserves</u>							
Reserve for Capital Expenditures	3,301	1,332	1,332				
<i>Total Reserves</i>	13,965	1,332	1,332	0	0	0	0
<i>Ending Unreserved Fund Balance</i>	(11,405)	104	(5,572)	(2,855)	56	(983)	(3,049)

¹ Assumes annual increases of 2% for revenues and 2.5% for expenditures.

² Assume full collection of external revenue projections.

³ Assumes emergency expenditures recovered in full from FEMA and/or CRF. Assumes \$4.9 million of net CRF distributed to the FAS Fund in 2021.

⁴ Assumes FEMA/emergency reimbursement of \$2.8M in 2021, \$3M in 2022, and \$3M in 2023.

⁵ Vaccine Center costs and revenue in Q2 2021 supplemental.

⁶ CBO is requesting that City Council authorize an interfund loan of up to \$10 million (\$8 million from the Fleet Capital Fund and \$2 million from the Wheelchair Accessible Fund) to the Finance and Administrative Services Fund, to be repaid within three years to avoid a permanent diversion of funds in compliance with BARS Section 3.9.1.

Fleet Capital Fund (50321)

Amounts in \$1,000s	2020 Actuals	2021 Adopted	2021 Revised	2022 Proposed	2023 Projected	2024 Projected	2025 Projected
<u>Revised Beginning Fund Balance</u>							
Beginning Fund Balance	119,297	5,042	126,506	878	12,993	16,193	12,113
Technical Adjustments	(101,543)		(105,388)				
<i>Revised Beginning Fund Balance</i>	17,753	5,042	21,118	878	12,993	16,193	12,113
<u>Sources of Funds</u>							
Revenues from Other City Departments	20,740	19,989	19,989	20,521	21,752	22,262	22,984
Investment Earnings	3,042	0	0	0	0	0	0
Gain/(Loss) on Sale of Fixed Assets	674	773	773	773	0	0	0
<i>Total Budgetary Revenues</i>	24,455	20,762	20,762	21,294	21,752	22,262	22,984
<u>Expenditures</u>							
Fleet Capital Program ¹	21,132	11,693	11,693	9,179	18,553	26,342	25,135
Carryforward			19,617				
<u>Budget Adjustments</u>							
2021 Supplemental Changes		0	9,692	0	0	0	0
<i>Total Budgetary Expenditures</i>	21,132	(11,693)	41,002	9,179	18,553	26,342	25,135
<i>Ending Balance Sheet Adjustment</i>	42						
<i>Ending Budgetary Fund Balance</i>	21,118	37,497	878	12,993	16,193	12,113	9,962
<u>Financial Reserves - Expense</u>							
2020 Encumbrance CFD's	19,617						
<u>Planning Reserves</u>							
<i>Reserves against Fund Balance</i>	1,502	37,497	878	12,993	16,193	12,113	9,962
<i>Total Reserves</i>	21,118	37,497	878	12,993	16,193	12,113	9,962
<i>Ending Unreserved Fund Balance</i>	0	0	0	0	0	0	0

¹ Budget reflects no investment in green vehicle initiatives.

² CBO is requesting that City Council authorize an interfund loan of up to \$10 million (\$8 million from the Fleet Capital Fund and \$2 million from the Wheelchair Accessible Fund) to the Finance and Administrative Services Fund, to be repaid within three years to avoid a permanent diversion of funds in compliance with BARS Section 3.9.1.

Asset Preservation Fund (50322)

Amounts in \$1,000s	2020 Actuals	2021 Adopted	2021 Revised	2022 Proposed	2023 Projected	2024 Projected	2025 Projected
<u>Revised Beginning Fund Balance</u>							
Beginning Fund Balance	9,932	988	9,062	902	902	902	902
Technical Adjustments	(120)		(264)				
<i>Revised Beginning Fund Balance</i>	9,812	988	8,798	902	902	902	902
<u>Sources of Funds</u>							
Transfer from FAS Facilities	4,000	4,000	4,000	4,000	4,000	4,000	4,000
Other Revenues	185						
<i>Total Budgetary Revenues</i>	4,185	4,000	4,000	4,000	4,000	4,000	4,000
<u>Expenditures</u>							
Asset Preservation Schedule 1 Facilities	3,204	2,152	2,152	2,152	2,152	2,152	2,152
Asset Preservation Schedule 2 Facilities	2,012	1,848	1,848	1,848	1,848	1,848	1,848
Carryforward			7,896				
<i>Total Budgetary Expenditures</i>	5,216	4,000	11,896	4,000	4,000	4,000	4,000
<i>Balance Sheet Adjustment</i>	16						
<i>Ending Budgetary Fund Balance</i>	8,798	988	902	902	902	902	902
<u>Financial Reserves - Expense</u>							
2020 Grant/Svc Contract/Capital Expenditure CFD's	7,896						
<u>Planning Reserves</u>							
Reserves against Fund Balance	902	988	902	902	902	902	902
<i>Total Reserves</i>	8,798	988	902	902	902	902	902
<i>Ending Unreserved Fund Balance</i>	0	0	0	0	0	0	0

Information Technology Fund (50410)

Amounts in \$1,000s	2020 Actuals	2021 Adopted	2021 Revised	2022 Proposed	2023 Projected	2024 Projected	2025 Projected
<u>Beginning Budgetary Fund Balance</u>							
Beginning Balance Sheet Fund Balance	67,446	19,500	19,722				
Budgetary Fund Balance Adjustment	27,417	0	31,469				
<i>Beginning Budgetary Fund Balance</i>	94,863	19,500	51,191	11,944	8,897	6,182	6,260
<u>Sources of Funds</u>							
Rates: Allocated ¹	144,250	153,789	153,789	171,477	176,393	175,931	176,684
Rates: Direct Billed	47,981	44,540	44,540	38,800	35,777	35,961	36,146
Billable Project Revenues ²	0	21,507	21,507	20,466	20,749	20,945	21,162
Bond Proceeds	11,375	27,933	27,933	18,453	8,603	3,992	5,735
Cable Fund Revenues	5,667	7,171	7,171	6,414	6,453	6,493	6,532
ITD's Cost of Technology Consumption ³	9,238	9,307	9,307	11,241	11,330	11,436	11,460
Non-City Agency Revenues ⁴	5,139	225	225	243	270	323	333
Interest Earnings	1,329	291	603	313	270	248	247
<u>Budget Adjustments</u>							
Rates: Direct Billed (CIP Carryforward Items) ⁵			4,456				
Rates: Direct Billed (Operating Carryforward Items) ⁶			16,782				
Rates: Direct Billed (Grants Carryforward) ⁷			10				
Q2 Supplemental ⁸			5,729				
Q3 Supplemental			58				
Q4 Supplemental			6,777				
CIP Abandonment			(104)				
One-Time Projects ⁹			(9,142)				
Revenue True-Up			(984)				
<i>Total Budgetary Revenues</i>	224,979	264,763	288,658	267,407	259,846	255,328	258,299
<u>Expenditures</u>							
Applications BSL	94,504	108,420	108,420	99,631	96,191	96,672	97,155
Digital Security & Risk BSL	5,269	8,449	8,449	7,209	7,245	7,282	7,318
Frontline Services & Workplace BSL	40,976	40,823	40,823	51,505	51,452	51,709	51,968
Leadership and Administration BSL ¹⁰	26,607	25,129	25,129	29,040	29,225	29,371	29,515
Technology Infrastructure BSL ¹⁰	51,130	44,052	44,052	49,715	52,406	52,330	51,663
Capital Improvement Projects BSL	36,864	37,438	37,438	27,985	20,646	12,463	15,009
Client Solutions BSL	4,878	5,078	5,078	5,369	5,396	5,423	5,450
<u>Budget Adjustments</u>							
Encumbrance CFD's (Legislated)			17,811				
Grant/Svc Contract/Capital CFD's			41,494				
Legislated Carryforward			3,142				
Q3 Supplemental			58				
Q4 Supplemental			7,552				
CIP Abandonment			(11,540)				
<i>Total Budgetary Expenditures</i>	260,228	269,388	327,905	270,454	262,562	255,250	258,077
<i>Ending Balance Sheet Adjustment</i>	(8,422)						
<i>Ending Budgetary Fund Balance</i>	51,191	14,874	11,944	8,897	6,182	6,260	6,482
<u>Financial Reserves - Revenue</u>							
Grant/Svc Contract/Capital CFD Revenues ¹¹	27,972	0	0	0	0	0	0
<u>Financial Reserves - Expense</u>							
Encumbrance CFD's	17,811	0	0	0	0	0	0
Grant/Svc Contract/Capital Expenditure CFD's ¹²	37,333	0	0	0	0	0	0
<u>Planning Reserves - Revenue</u>							
Planning Reserves	0	0	0	0	16,027	28,634	44,318
<u>Planning Reserves - Expense</u>							
Planning Reserves	0	0	0	(880)	16,027	28,634	44,318
Radio and Video Reserves	13,562	6,887	6,026	5,757	5,463	5,122	4,752
Computer Replacement ¹³	691	271	0	85	170	256	342
One-Time Projects ⁹	11,054	7,100	1,297	0	0	0	0
CIP Delayed Revenue Collection ¹⁴	(5,001)	0	0	0	0	0	0
SDCI Position	0	188	0	0	0	0	0
Revenue for Un-funded Items Added Late in the 2022 Budget ¹⁵				(672)			
Revenue True Up	2,220	0	0	0	0	0	0
Internal Policy Reserve	0	0	1,722	1,722	1,722	1,722	1,722
<i>Total Reserves</i>	49,699	14,446	9,045	6,012	7,354	7,100	6,816
<i>Ending Unreserved Budgetary Fund Balance</i>	1,492	428	2,899	2,885	(1,173)	(840)	(334)

Assumptions:

¹Rates: Allocated: Revenues in the out years include revenues to be collected for un-funded items added late in the 2022 budget and for CPRA Transfer from FAS in addition to standard inflation per CBO.

²Billable Project Revenues: Double budget appropriation for IT Project Management resources that are not assigned to specific Projects.

³ITD's Cost of Technology Consumption: ITD's consumption of ITD projects and services. Represents intra-fund (50410) revenue.

⁴Non-City Agency Revenues: Revenue collected from Agencies outside of the City of Seattle (e.g., King County).

⁵Rates Direct Billed (2020 CIP Carryforward Items): Unspent CIP budget, carried forward from FY 2020 to FY 2021, that will be direct billed to customers (i.e., ITD bills customers based on actual expenses).

⁶Rates Direct Billed (2020 Operating Carryforward Items): Unspent operating budget, carried forward from FY 2020 to FY 2021, that will be direct billed to customers (i.e., ITD bills customers based on actual expenses).

⁷Rates: Direct Billed (2020 Grants Carryforward): Unspent Rainier Beach Grant budget, carried forward from FY 2020 to FY 2021, that will be direct billed to customers (i.e., ITD bills customers based on actual expenses).

⁸Q2 Supplemental includes MCIS bond proceeds from 2020 and un-collected Direct Billed revenues from abandoned CIP budget.

⁹One-Time Projects: Reserves for various one-time ITD projects.

¹⁰Expenditures in the out years are reflecting the real debt service schedule in the out years instead of standard inflation per CBO.

¹¹Current Year Grant/Svc Contract/Capital CFD Revenues: Includes the direct billed revenues to be collected in FY 2021 for CIP (excluding PC-IT-C7050 'Radio Communications CIP'), Encumbrances, Grants, and Special Carryforward budgets.

¹²Current Year Grant/Svc Contract/Capital Expenditure CFD's: Includes the allocated revenues collected in FY 2020 for CIP (excluding PC-IT-C7050 'Radio Communications CIP'), and Special Carryforward budgets.

¹³Computer Replacement: PC replacements for various departments, including the Law Department which replaces all of its PCs every five years, versus a portion each year.

¹⁴CIP Delayed Revenue Collection: Revenues Seattle IT was unable to collect in 2020 that will be collected in 2021.

¹⁵Revenue for Un-funded Items Added Late in the 2022 Budget: These items were added late in the budget process and did not include revenue for 2022. Revenue collection is reflected in the out years.

Note:

ORD 126227 authorized an interfund loan of \$25 million from the Information Technology Fund (54010) to the Transportation Fund (13000), to be repaid within four years to avoid a permanent diversion of funds in compliance with BARS Section 3.9.1.

Fire Pension Fund (61040)

Amounts in \$1,000s	2020 Actuals	2021 Adopted	2021 Revised	2022 Proposed	2023 Projected	2024 Projected	2025 Projected
Beginning Budgetary Fund Balance							
Beginning Balance Sheet Fund Balance	8,211	9,703	8,331				
Budgetary Fund Balance Adjustment	()	0	()				
<i>Beginning Budgetary Fund Balance</i>	8,210	9,703	8,331	8,049	6,866	5,697	4,636
Sources of Funds							
General Subfund	19,121	19,099	19,099	19,099	20,579	20,991	21,411
Fire Insurance Premium Tax	1,153	1,161	1,161	1,161	1,184	1,208	1,232
Medicare Rx Subsidy Refund	469	478	478	478	488	497	507
Misc.	0	0	0	0	0	0	0
<i>Total Budgetary Revenues</i>	20,743	20,738	20,738	20,738	22,251	22,696	23,150
Expenditures							
Death Benefits	12	19	19	19	19	20	20
Administration (Added IT & FAS rates 2019+)	851	926	926	950	969	993	1,018
Medical Benefits Paid	10,976	12,250	11,372	12,250	12,495	12,807	13,128
Pension Bfts - Paid to Members	8,806	7,825	7,825	7,825	7,825	7,825	7,825
Pension Bfts - Annual Transfers to Actuarial Account 61050	0	0	878	878	2,112	2,112	2,112
<i>Total Budgetary Expenditures</i>	20,645	21,020	21,020	21,922	23,420	23,757	24,103
<i>Ending Balance Sheet Adjustment</i>	22,000						
<i>Ending Budgetary Fund Balance</i>	8,331	9,421	8,049	6,866	5,697	4,636	3,684
Planning Reserves							
Contingency Reserve	500	500	500	500	500	500	500
Rate Stabilization Reserve	7,831	8,921	6,671	5,488	4,319	3,258	2,306
<i>Total Reserves</i>	8,331	9,421	7,171	5,988	4,819	3,758	2,806
<i>Ending Unreserved Budgetary Fund Balance</i>		0	878	878	878	878	878

Police Relief & Pension Fund (61060)

Amounts in \$1,000s	2020 Actuals	2021 Adopted	2021 Revised	2022 Proposed	2023 Projected	2024 Projected	2025 Projected
<u>Beginning Budgetary Fund Balance</u>							
Beginning Balance Sheet Fund Balance	8,733	8,476	14,340				
Budgetary Fund Balance Adjustment	()	0	()				
<i>Beginning Budgetary Fund Balance</i>	8,733	8,476	14,340	14,065	10,401	9,781	9,278
<u>Sources of Funds</u>							
General Subfund	25,877	25,859	25,859	22,500	25,859	26,376	26,904
Police Auction Proceeds	99	117	117	117	119	122	124
Miscellaneous	0	400	400	400	408	416	424
<i>Total Budgetary Revenues</i>	25,976	26,376	26,376	23,017	26,386	26,914	27,452
<u>Expenditures</u>							
Death Benefits	19	18	18	18	19	19	20
Medical Benefits Paid	11,929	15,380	15,380	15,380	15,688	16,080	16,482
Pension Benefits Paid	7,653	10,379	10,379	10,379	10,379	10,379	10,379
Administration (FAS & IT Rates added 2019+)	786	875	875	903	921	940	959
<i>Total Budgetary Expenditures</i>	20,387	26,652	26,652	26,680	27,006	27,417	27,839
<i>Ending Balance Sheet Adjustment</i>	18						
<i>Ending Budgetary Fund Balance</i>	14,340	8,201	14,065	10,401	9,781	9,278	8,892
<u>Planning Reserves</u>							
Contingency Reserve	500	500	500	500	500	500	500
Rate Stabilization Reserve	13,840	7,701	13,565	9,901	9,281	8,778	8,392
<i>Total Reserves</i>	14,340	8,201	14,065	10,401	9,781	9,278	8,892
<i>Ending Unreserved Budgetary Fund Balance</i>		0	0	0	0	0	0

Transit Benefit Fund (63000)

Amounts in \$1,000s	2020 Actuals	2021 Adopted	2021 Revised	2022 Proposed	2023 Projected	2024 Projected	2025 Projected
<u>Beginning Budgetary Fund Balance</u>							
Beginning Balance Sheet Fund Balance	(5)	0	(12)				
Budgetary Fund Balance Adjustment	0	0	0				
<i>Beginning Budgetary Fund Balance</i>	(5)	0	(12)				
<u>Sources of Funds</u>							
Transit Subsidy Payments - Employer	2,055	4,996	3,840	5,601	5,601	5,601	5,601
<i>Total Budgetary Revenues</i>	2,055	4,996	3,840	5,601	5,601	5,601	5,601
<u>Expenditures</u>							
Transit Passes	2,061	4,996	3,828	5,601	5,601	5,601	5,601
<i>Total Budgetary Expenditures</i>	2,061	4,996	3,828	5,601	5,601	5,601	5,601
<i>Ending Balance Sheet Adjustment</i>	0						
<i>Ending Budgetary Fund Balance</i>	(12)	0					
<u>Planning Reserves</u>							
<i>Total Reserves</i>	0	0	0	0	0	0	0
<i>Ending Unreserved Budgetary Fund Balance</i>	(12)	0					

Fire Fighters Health Care Fund (631000)

Amounts in \$1,000s	2020 Actuals	2021 Adopted	2021 Revised	2022 Proposed	2023 Projected	2024 Projected	2025 Projected
<u>Beginning Budgetary Fund Balance</u>							
Beginning Balance Sheet Fund Balance	461	0	490				
Budgetary Fund Balance Adjustment	(5)	0	(14)				
<i>Beginning Budgetary Fund Balance</i>	456	0	476	495	495	495	495
<u>Sources of Funds</u>							
Employee Contributions	1,708	2,000	1,676	1,992	2,032	2,072	2,114
Interest earnings	8	0	8	8	8	8	9
<u>Budget Adjustments</u>							
Associated Revenues from Current Year CFD's			0				
Revenues from Current Year legislated ordinances			0				
<i>Total Budgetary Revenues</i>	1,716	2,000	1,684	2,000	2,040	2,081	2,122
<u>Expenditures</u>							
Healthcare Premiums	1,696	2,000	1,664	2,000	2,040	2,081	2,122
<u>Budget Adjustments</u>							
Current Year Encumbrance CFD's			0				
Current Year Grant/Svc Contract/Capital CFD's			0				
Supplemental Changes			0				
<i>Total Budgetary Expenditures</i>	1,696	2,000	1,664	2,000	2,040	2,081	2,122
<i>Ending Balance Sheet Adjustment</i>	0						
<i>Ending Budgetary Fund Balance</i>	476	0	495	495	495	495	495
<u>Financial Reserves - Revenue</u>							
Current Year Grant/Svc Contract/Capital CFD Revenues	0						
<u>Financial Reserves - Expense</u>							
Current Year Encumbrance CFD's	0						
Current Year Grant/Svc Contract/Capital Expenditure CFD's	0						
<u>Planning Reserves</u>							
Health Care Claims Reserve	476	0	495	495	495	495	495
<i>Total Reserves</i>	476	0	495	495	495	495	495
<i>Ending Unreserved Budgetary Fund Balance</i>	0	0	0	0	0	0	0

FileLocal Agency Fund (67600)

Amounts in \$1,000s	2020 Actuals	2021 Adopted	2021 Revised	2022 Proposed	2023 Projected	2024 Projected	2025 Projected
<u>Revised Beginning Fund Balance</u>							
Beginning Fund Balance	(10)	(10)	0	57	35	47	59
Technical Adjustments	0		0				
<i>Revised Beginning Fund Balance</i>	(10)	(10)	0	57	35	47	59
<u>Sources of Funds</u>							
Agency Revenue (Labor Reimbursement)	438	438	422	410	453	464	476
Agency Revenue (Capital Project Reimbursement)				12	12	12	12
<u>Budget Adjustments</u>							
Revenues from Current Year legislated ordinances		0	25	0	0	0	0
<i>Total Budgetary Revenues</i>	438	438	447	422	465	476	488
<u>Expenditures</u>							
FileLocal Agency	427	438	365	444	453	464	476
<u>Budget Adjustments</u>							
2021 Supplemental Changes		0	25	0	0	0	0
<i>Total Budgetary Expenditures</i>	427	438	390	444	453	464	476
<i>Ending Balance Sheet Adjustment</i>		10					
<i>Ending Budgetary Fund Balance</i>	0	0	57	35	47	59	71
<u>Planning Reserves</u>							
Capital Project Reserve (Software Upgrade/Replacement)	0	0	57	35	47	59	71
<i>Total Reserves</i>	0	0	57	35	47	59	71
<i>Ending Unreserved Fund Balance</i>	0	0	0	0	0	0	0

Cost Allocation Tables:

These tables provide information about how the City allocates internal service costs (i.e. overhead provided by City agencies to other City agencies) to customer agencies.

Cost Allocation

Central Service Departments and Commissions - 2022 Cost Allocation Factors

Central Service Department	Cost Allocation Factor
City Auditor	Audit hours spent on direct department projects averaged over prior two-year period.
City Budget Office	Percent of FTE time spent on cost allocation departments/funds.
Civil Service Commission	Five-year average number of cases by department.
Office of Civil Rights	Enforcement: 3-year average number of cases filed by department. RSJI: Percent of Department Trainings Policy: 100% General Fund
Office of Employee Ombud	Budgeted FTE by department.
Office of Intergovernmental Relations	Staff time and assignments by department.
Office of Sustainability and Environment	Management assessment of FTE time on work programs.
Department of Finance and Administrative Services	Various factors and allocations. See Appendix B(1) for details on services, rates, and methodologies.
Seattle Information Technology	Various factors and allocations. See Appendix B(2) for details on services, rates, and methodologies.
Law Department	Two-year average of civil attorney and paralegal service hours by department (excludes hours that are covered by direct billing via MOAs), including proportionate amount of overhead.
Legislative Department	City Clerk's Office based on number of Legislative items; Central Staff and Legislative Assistants on assignments; City Council 100% General Fund or by MOA* and City Clerk based on workload.
Seattle Department of Human Resources	Various factors and allocations. See Appendix B(3) for details on services, factors, and methodologies.
State Examiner (State Auditor)	75% by PeopleSoft data points; 25% by budgeted FTEs.
Emergency Management	Actual expenditure dollar spread.

*Memorandum of Agreement (MOA) on charges

Cost Allocation

Department of Finance and Administrative Services Billing Methodologies – B(1)

Service Provider	Org	Service Provided	Billing Methodology	Billing Method
Fleet Management Division				
Vehicle Leasing	FAD03	<ul style="list-style-type: none"> Vehicles owned by, and leased from, Fleet Services Vehicles owned directly by Utility Departments 	<ul style="list-style-type: none"> Calculated rate per month per vehicle based on three lease-rate components: 1) vehicle replacement; 2) routine maintenance; and 3) overhead. Charge for overhead only as outlined in MOUs with Utilities. 	Fleets rates.
Motor Pool	FAD04	Daily or hourly rental of City Motor Pool vehicles.	Actual vehicle usage by department per published rates. Rates vary by vehicle type and are based on time usage, with a set minimum and maximum daily charge.	Direct bill.
Vehicle Maintenance	FAD05	<ul style="list-style-type: none"> Vehicle Maintenance labor. Vehicle parts and supplies. 	<ul style="list-style-type: none"> Actual maintenance service hours, not included in the routine maintenance component of the Lease Rate (above). Billed at an hourly rate. Actual vehicle parts and supplies, used in vehicle maintenance services, and not included in the routine maintenance component of the Lease Rate (above). Billed at cost plus a percentage mark-up. 	Direct bill.
Vehicle Fuel	FAD07	Vehicle fuel from City-operated fuel sites or private vendor sites through the Voyager Fuel Card program.	Actual gallons of fuel pumped, billed at cost plus per-gallon mark-up.	Direct bill.
Facility Services				
Property Management Services	FAC03	Office & other building space.	Property Management Services for City-owned buildings.	Space rent rates.
Property Management Services	FAC03	Leased spaces.	Service agreements with commercial tenants, building owners and/or affected departments.	Direct bill.
Real Estate Services	FAC03	Real estate transactions including acquisitions, dispositions, appraisals, etc.	Applicable operating costs based on staff time per customer department.	Cost Allocation to Relevant Funds.
Facilities Maintenance	FAC04	Crafts Services: Plumbing, carpentry, HVAC, electrical, painting.	<ul style="list-style-type: none"> Regular maintenance costs included in office space rent and provided as part of space rent. Non-routine services charged directly to service user(s) at an hourly rate. 	Space rent rates; direct bill.
Janitorial Services	FAC05	Janitorial services.	Janitorial services included in rate charges for the downtown core campus buildings.	Space rent rates.
Parking Services	FAC06	Parking services.	Monthly parking costs for City vehicles are charged to department based on actual use. Hourly parking vouchers are sold to departments in advance of use, as requested. Vouchers for private tenants and personal vehicles of City staff are sold on monthly and hourly bases, as requested.	Direct bill; direct purchase

Cost Allocation

Service Provider	Org	Service Provided	Billing Methodology	Billing Method
Warehousing Services	FAC08	<ul style="list-style-type: none"> Surplus service Records storage Material storage Paper procurement 	<ul style="list-style-type: none"> Commodity type, weighting by effort and time Cubic feet and retrieval requests Number of pallets used/stored Paper usage by weight 	Cost Allocation to all relevant City Departments
Distribution Services	FAC09	<ul style="list-style-type: none"> U.S. Mail delivery Interoffice mail, special deliveries 	<ul style="list-style-type: none"> Sampling of pieces of mail delivered to client. Volume, frequency, and distance of deliveries 	Cost Allocation to all relevant City Departments
Logistics and Emergency Management	FAC10	Logistics and Emergency Management	Leads planning and procurement of supplies, security services, access management, janitorial services, warehouse operations and mail distribution to support Citywide emergency response.	Space rent rates.
Technical Services				
Capital Development and Construction Management	FAK01	<ul style="list-style-type: none"> Project management Space planning and design Move coordination 	<ul style="list-style-type: none"> Project management hours billed at actual Project Managers' hourly rates in CIP projects. Applicable indirect charges are billed based on FAS' methodology. 	Direct bill
Financial, Regulatory and Purchasing/Contracting Services				
Economics and Forecasting	FAF19	<ul style="list-style-type: none"> City economic forecasting 	Allocated to all relevant City Department based on overall City Finance Division work effort.	Cost Allocation to all relevant City Departments
Fiscal and Policy Management	FAF01	<ul style="list-style-type: none"> City financial policy and planning 		
Debt Management	FAF02	Debt financing for the City	Allocation based on historical number of bond sales	Cost Allocation to General Fund, SCL, SPU
Citywide Accounting/Payroll	FAF03 FAF04 FAF05	<ul style="list-style-type: none"> Citywide accounting services. Citywide payroll 	<ul style="list-style-type: none"> Percent of staff time by department Percent of staff time per department, with Payroll and Pension time allocated to departments based on FTEs and retirement checks, respectively. 	Citywide Accounting: Cost Allocation to Six Funds Citywide Payroll: Cost Allocation to all Department
Business Systems	FAF21	<ul style="list-style-type: none"> Maintain and develop the City-wide financial management system Govern the City-wide Financial Management Program (FinMAP) Support and enhance the City-wide HR system 	System data rows used by customer departments	Cost Allocation to all City Departments
Regulatory Compliance and Consumer Protection	FAH01	<ul style="list-style-type: none"> Verify accuracy of commercial weighing and measuring devices Enforcement of taxicab, for-hire vehicle and limousine industries. 	External fee revenue; General Fund support	External fees. The program is budgeted in General Fund
Business Licensing and Tax Administration	FAF07 FAF08	Administration, audit, and customer service for City tax codes and regulatory licenses	100% General Fund.	The program is budgeted in General Fund

Cost Allocation

Service Provider	Org	Service Provided	Billing Methodology	Billing Method
Contracting Services	FAE01	<ul style="list-style-type: none"> Provide contracting support and administration. Women and minority business development. Social equity monitoring and contract compliance. 	<ul style="list-style-type: none"> Allocation based on 3 years average of contract amounts (50%) and contract counts (50%) for all applicable services such as: Contract Admin/ADA, Compliance, and Labor Equity General Fund support. 	Cost Allocation to relevant CIP Departments Cost Allocation to General Fund
Purchasing Services	FAE02	Provide centralized procurement services, coordination and consultant services	Percent share by department for Purchasing Services based on total number of Purchase Orders issued (50%) and Blanket Contract and Purchase Order spending (50%). Percent share by department for consultant services costs based on total spending in previous two years	Cost Allocation to all relevant City Departments
Treasury Operations	FAF09 FAF12	<ul style="list-style-type: none"> Bank reconciliation, Warrant issuance Parking Meter Collections 	<ul style="list-style-type: none"> Percent share by department based on staff time Parking Meter Collection Program budgeted directly in General Fund 	Treasury Operations: Cost Allocation to all relevant City Departments Parking Meter Collection Program is budgeted in GF
Investments	FAF10	Investment of City funds	Percent share by department of annual investment earnings through the Citywide Investment Pool.	Cost Allocation to all relevant City Departments
Remittance Processing	FAF11	Processing of mail and electronic payments to Cash Receipt System	Percent share by department based on total number of weighted transactions.	Cost Allocation to General Fund, SCL and SPU
Risk Management and Claims Processing	FAF14 FAF15	Claims processing; liability claims and property/casualty program management; loss prevention/ control and contract review	Percent share by department based on number of claims/lawsuits filed (50%) and amount of claims/lawsuits paid (50%) (five-year period).	Cost Allocation all relevant City Departments
Seattle Animal Shelter				
Seattle Animal Shelter	FAI01	Animal care and animal control enforcement; spay and neuter services to the public.	External fee revenues; General Fund.	External revenues; The program is budgeted in GF
Office of Constituent Services				
Constituent Services	FAJ01	Service delivery and policy analysis, public disclosure response	Number of constituent contacts (inquiries, complaints, requests for service)	Cost Allocation all relevant City Departments
Customer Service Bureau	FAJ02	Provide information to constituents in response to inquiry or complaint	Number of constituent contacts (inquiries, complaints, requests for service)	Cost Allocation all relevant City Departments
Neighborhood Payment and Information Services	FAJ03	Payment and information services to residents (utility bills, pet licenses, traffic tickets, passports, City employment)	Percentage share by department of transaction type.	Cost Allocation to General Fund, SCL, SPU

Cost Allocation

Seattle Department of Information Technology (SeaIT) Cost Allocation Methodologies – B(2)

Seattle IT
2022 Proposed Budget

Budget Summary Level (BSL)	Budget Program	Project	Unit of Measure	Allocation	Direct Billed	Indirects
Fund 50410 – Information Technology Fund						
Capital Improvement Projects						
	Application Services CIP	MCIS Replacement	100% LTGO Bonds	X		
		SPD Work and Schedule Timekeeping	100% SPD	X		
	Enterprise Compute Svcs CIP	Computing Svc Architecture	100% LTGO Bonds	X		
	Fiber Initiatives CIP	2020-2021 Annual Maintenance	100% PRJ		X	
		Budgeted Fiber Initiatives	100% PRJ		X	
	Seattle Channel CIP	SEA Channel Digital Upgrade	100% CF	X		
		SEA Channel Operating Capital	100% CF	X		
	Telecommunications CIP	Data Network-Hardware	100% LTGO Bonds		X	
		Telecom Redesign	100% LTGO Bonds	X		
Leadership and Administration						
	Citywide Indirect Costs	Citywide Overhead	Indirect Cost Recovery			X
		Department Overhead	AIA Modified for L&A	X		
	Departmental Indirect Costs	Communications	AIA Modified for L&A	X		
		Executive Team	AIA Modified for L&A	X		
		Finance	AIA Modified for L&A	X		
		General Admin Services	AIA Modified for L&A	X		
		Governance and Strategic Init	AIA Modified for L&A	X		
		Human Resources / Talent	AIA Modified for L&A	X		
		Privacy	Modified AIA % with Cable Fund	X		
		Procurement and Contracting	AIA Modified for L&A	X		
		RSJ	AIA Modified for L&A	X		
		Strategic Business Operations	AIA Modified for L&A	X		
		Training-Chief Of Staff	AIA Modified for L&A	X		
	Pooled Benefits And PTO	Leave / Time-Off	Indirect Cost Recovery			X
		Pooled Benefits	Indirect Cost Recovery			X
Technology Infrastructure						
	Communications Infrastructure	Data Center	# of Rack Units (RUs)	X		
	Computing	Cloud - Direct Bill	Direct Bill based on Usage		X	
	Database Systems	Database Systems	AIA	X		
	Enterprise Services	Messaging Support & ID Mgmt	# of Email Accounts/O365 Accounts	X		
	Infrastructure Tools	Infrastructure Tools	AIA	X		
	Network Operations	Network Infrastructure	# of Active UDS-WiFi Ports	X		
	Radio Management	Citywide Radio Ops-Direct Bill	Based on 2019 Radio Shop Installs & Mtc. Actuals		X	
		Pagers-Direct Bill	Based on 2019 Pager Actuals		X	
		Public Safety Comm & Reserves	# of Public Safety Radios	X		
		Radio Access Infra & Reserves	# of Radios	X		
		Radio Comm Support Svcs	# of Radios	X		
	Systems Engineering	Backup & Recovery	# of Backup Gigabytes	X		
		Storage-SAN	# of Storage SAN Gigabytes	X		
	Telephone Engineering	Consolidated Telecom	# of Landline Extensions	X		
		IVR & Call Center Elements	IVR 2019 Usage	X		
	Windows Systems	Platform Technologies	# of CPU + # of Memory Gigabytes X 10%	X		
		Windows Server	# of CPU + # of Memory Gigabytes X 10%	X		
Frontline Services & Workplace						
	Broadband & Community Tech	Digital Equity	100% CF	X		
		Single Pt Of Contact Sm Cell	100% SCL	X		
		Technology Matching Funds	100% CF	X		
	Digital Workplace	Adobe	Proportion of Adobe Maintenance Expenditure	X		
		CWT Support Services	# of Email Accounts/O365 Accounts	X		
		Digital Collaboration	# of Email Accounts/O365 Accounts	X		
		Digital Workflows	AIA	X		
		Microsoft Enterprise Agreement	Proportion of MS License Expenditures	X		
		Workplace Productivity	# of Email Accounts/O365 Accounts	X		
	Frontline Digital Services	Client Services & Support	# of O365 Email Accts (50%) + # of Devices (50%)	X		
		Device Support & Engineering	# of O365 Email Accts (50%) + # of Devices (50%)	X		
		Digital Engagement	6-Fund % Modified based on 2017 Actuals	X		
		IT Asset Management	AIA	X		
		IT Service Management	# of Email Accounts/O365 Accounts	X		
		Lifecycle Replacement	# of Devices (Laptops & Desktops)	X		
		Seattle Channel	100% CF	X		
		Solution Desk Support Svcs	# of O365 Email Accts (50%) + # of Devices (50%)	X		
		Telecom Direct Bill	Based on 2019 Wireless Actuals		X	

Budget Summary Level (BSL)	Budget Program	Project	Unit of Measure	Allocation	Direct Billed	Indirects
Digital Security & Risk						
	Digital Security & Risk	Digital Security & Risk Mgmt	AIA	X		
Applications						
	Business Applications	CAD & RMS	# of Public Safety Radios	X		
		Customer Care Billing (CCB)	50% SCL & 50% SPU	X		
		Dept Apps Maintenance	Allocated based on Department Maintenance Cost	X		
		E911	# of Public Safety Radios	X		
		Finance Applications-Other	Other Applications Allocation-Finance Applns.	X		
		Fire & Police Support Svcs	# of Public Safety Radios	X		
		Hansen 8	# of Hansen 8 Licenses	X		
		HR Applications-Other	Other Applications Allocation-HR Apps	X		
		HRIS	# of Annual HRIS Paychecks	X		
		HRIS & Finance Support Svcs	HRIS Paychecks and Finance Apps-Other Allocations	X		
		Work & Asset Mgmt Apps-Other	Other Applications Allocation-WAMS	X		
		Youth Opportunity Portal	Youth Opportunity	X		
	Department IT Initiatives	Business Applications Svcs	100% PRJ		X	
		Client Solutions Svcs	100% PRJ		X	
		Digital Workplace Svcs	100% PRJ		X	
		HSD Internal Operating Init	100% HSD	X		
		Platform Application Svcs	100% PRJ		X	
		SCL Budgeted IT Init	100% SCL		X	
		SCL NERC Cyber Security	100% SCL		X	
		SDCI Budgeted Init	100% SDCI		X	
		SDOT Budgeted IT Init	100% SDOT		X	
		Service Modernization Svcs	100% PRJ		X	
		SPD Internal Operating Init	100% SPD	X		
		SPU Budgeted IT Init	100% SPU		X	
		Technology Infrastructure Svcs	100% PRJ		X	
		FAS Budgeted Init	100% FAS		X	
		Fire Safety & Training System	100% SFD	X		
	Platform Applications	Accela Enterprise Platform	Accela Allocation Method	X		
		Accela Support Svcs	Accela Allocation Method	X		
		AutoCAD Enterprise Platform	# of AutoCAD Licenses	X		
		Citywide Contract Mgmt System	# of CCMS Users and Contracts	X		
		CRM Enterprise Platform	Other Applications Allocation-CRM	X		
		Enterprise Content Management	Other Applications Allocation-Enterprise CM	X		
		GIS Chargeback	GIS Chargeback-Based on 2021 Estimated Actuals		X	
		GIS/CADD Support Svcs	GIS Allocation Model	X		
		GIS-Core	GIS Allocation Model	X		
		Gov & Community Support Svcs	CRM-Other and WAMS-Other Allocations	X		
		Middleware/Integration	AIA	X		
		SDCI Accela Work Group	100% SDCI		X	
	Service Modernization	App Strategy, Arch & Standards	AIA	X		
		Data Analytics & Engineering	AIA	X		
		Enterprise Architect	AIA	X		
		Open Data	6-Fund % Modified based on 2017 Actuals	X		
		Quality Assurance	AIA	X		
Client Solutions						
	Client Solutions	BAT-Client Solutions	% of Project Revenue Budget(Excl. Fiber Projects)	X		
		Client Service Advisors	% of 2019 Actual Expenditures	X		
		Client Solutions Support Team	AIA Modified for L&A	X		

Cost Allocation

Seattle Department of Human Resources Cost Allocation Methodologies - B(3)

Central Services: allocated to all departments		
Project Cost Pool	Services provided	Cost Allocation Methodology
Benefits Administration	Administer City's benefit and wellness programs, manage vendors providing benefit services, and monitor compliance	<p>Health Care Fund pays for 0.5 FTE Personnel Analyst, Sr 1.2 FTE Personnel Analyst 0.8 FTE Manager 3 0.8 FTE Personnel Analyst, Supv 1.0 FTE Strategic Advisor 1</p> <p>Seattle City Employees Retirement pays for 1.0 FTE Personnel Analyst 0.5 FTE Administrative Specialist II</p> <p>Remainder allocated to departments based on Adopted budget positions</p>
Deferred Compensation	Consultation, processes, education, and outreach for City's Voluntary Deferred Compensation Plan	Costs paid by the plan administrator and recovered through program participant fees
Leave Administration	Consultation, processes, resources, and training for City's leave programs and ADA Title I	Allocated to departments based on Adopted budget positions
Workforce Analytics & Reporting	Administer City's Human Resource Information System (HRIS) and provide system-level support and consultation in business processes and data analysis	Allocated to departments based on running average of payroll positions
Learning and Development	Training policies and programs	Allocated to departments based on Adopted budget positions
Workforce Equity	Policy, consultation, programs, and outreach for workforce equity strategies	Allocated to departments based on Adopted budget positions
Alternative Dispute Resolution	Alternative dispute resolution program and process	Allocated to departments based on Adopted budget positions
Talent Acquisition	Recruitment and staffing policy and hiring	Allocated to departments based on Adopted budget positions
HR Service Delivery	City Shared Governance HR strategy and E3 performance management	Allocated to departments based on Adopted budget positions
HR Investigations	Investigations policy, consultation, training and case resolution	<p>Policy and program costs allocated to departments based on Adopted budget positions</p> <p>Investigation costs allocated to departments, except SMC, weighted by usage and Adopted budget positions</p>
Targeted services: allocated to departments based on use		

Cost Allocation

End-to-end HR support	Provide end-to-end HR support to 18 departments and executive offices	Allocated to supported departments based on dedicated services plus general services weighted by Adopted budget positions
Labor Relations	Provide labor relations policy, program and consultation	Allocated to departments based on three-year running average of represented positions
Fire and Police Exams	Administer Police and Fire examination program	Allocated to SFD and SPD
Compensation and Classification	Provide assistance in interpreting and applying fair and consistent evaluation of positions and equitable compensation	Allocated to departments based on three-year running average of classification reviews
Safety	Provide consultation, processes, training, and programs governed by Federal law, City charter, municipal code, and personnel policies	<p>Sfty/Occ Health Coord fully burdened CDL labor hours cost allocated to departments based on a three-year running average of CDL-holding employees</p> <p>All other costs allocated to the Industrial Insurance Fund 10110 and recovered through the Workers Compensation pooled costs based on claims history</p>
Workers Compensation	Provide claims administration, consultation, and assistance to employees who have sustained a work-related injury or illness	Allocated to the Industrial Insurance Fund 10110 and recovered through the Workers Compensation pooled costs, based on claims usage data

Debt Service

Limited Tax General Obligation Bonds Debt Service by Funding Source - Information Only

Debt Service by Fund	2021 Actual ¹	2022 Proposed
Arts		
2018A Bond Issue		
King Station TI for Arts	33,198	33,145
2018B Bond Issue		
King Station TI for Arts	464,702	463,822
Arts Fund Total	497,899	496,967
Bond Interest & Redemption Fund - LTGO		
2010A BAB Issue		
Alaskan Way Tunnel / Seawall	95,585	88,154
Bridge Rehab (BTG)	324,978	295,895
Bridge Seismic (BTG)	129,655	118,080
Fire Station Projects	39,564	479,920
Golf	4,899	4,041
King Street Station (BTG)	5,637	5,137
Mercer West (BTG)	129,049	117,545
Spokane (BTG)	72,370	65,868
2014 Bond Issue		
Benaroya Hall Equipment	118,050	117,925
SCIDPDA-A	174,788	174,163
SCIDPDA-B	183,519	182,644
2017B Bond Issue		
SCIDPDA Refunding	536,840	542,540
2017B Bond Issue		
Pike Place Market		150,638
2022B Bond Issue		
Pike Place Market		216,300
Historic Seattle		62,573
Bond Interest & Redemption Fund - LTGO Total	1,814,933	2,470,782
Cumulative Reserve Subfund - REET I		
2010A BAB Issue		
Fire Station Projects	575,778	129,150
2012 Bond Issue		
Rainier Beach Community Center	446,400	448,150
2013A Bond Issue		
Fire Facilities	834,519	838,919
North Precinct	281,706	279,706
Rainier Beach Community Center	435,850	435,050
2014 Bond Issue		
North Precinct	448,331	449,956
2015A Bond Issue		

¹ The 2021 Actual column contains the final amount of debt service for the 2021 LTGO Bond Issue.

Debt Service

Debt Service by Fund	2021 Actual¹	2022 Proposed
Fire Facilities	333,725	329,850
Northgate Land Acquisition	221,000	217,875
Zoo Garage	138,250	138,125
2016A Bond Issue		
Fire Station 5	127,825	129,450
Fire Stations	696,325	698,075
Jail	88,650	86,150
North Precinct	441,000	439,250
2017 Bond Issue		
Fire Station 22	441,500	441,250
Fire Station 5	289,050	287,300
2017B Bond Issue		
Mercer Arena	329,835	330,835
2018 Bond Issue		
Fire Station 32	97,200	94,950
2020 Bond Issue		
Ballard Neighborhood Center-R	359,897	
Southwest Precinct-R	819,446	195,171
Westbridge-R	529,737	530,664
2021A Bond Issue		
Fire Station 31	210,153	676,100
Rainier Beach Community Center	54,293	102,333
2021B Bond Issue		
Aquarium Expansion	88,956	552,665
2022A Bond Issue		
Fire Station 31		108,150
2022B Bond Issue		
Aquarium Expansion		416,281
Cumulative Reserve Subfund - REET I Total	8,289,426	8,355,405
Cumulative Reserve Subfund - REET II		
2010A BAB Issue		
Alaskan Way Tunnel / Seawall	713,884	713,725
2012 Bond Issue		
Alaskan Way Tunnel / Seawall	351,500	352,750
Aquarium Pier 59	1,416,500	1,416,000
Fremont Bridge Approaches	102,500	103,500
SR 519	196,250	192,750
2015A Bond Issue		
Alaskan Way Viaduct	360,875	356,875
Aquarium Pier 59	130,875	125,625
2016 Bond Issue		
Alaskan Way Corridor	321,825	318,450
2021A Bond Issue		
W. Marginal Way	30,772	98,000
West Seattle Bridge & Misc. Transp. Projects ²	1,496,379	4,820,400

² Miscellaneous Transportation Projects include: Northlake Retaining Wall (MC-TR-C102), Alaskan Way Main Corridor (MC-TR-C072), Alaskan Way Viaduct Replacement (MC-TR-C066), Bridge Rehabilitation and Replacement (Fairview) (MC-TR-C045), Highland Park Roundabout (MC-TR-C100)

Debt Service

Debt Service by Fund	2021 Actual ¹	2022 Proposed
2022A Bond Issue		
West Seattle Bridge Immediate Response		1,379,196
W. Marginal Way		35,535
Cumulative Reserve Subfund - REET II Total	5,121,360	9,912,805
Cumulative Reserve Subfund - Unrestricted		
2012 Bond Issue		
Joint Training Facility	127,450	128,950
2015A Bond Issue		
Park 90/5 Police Support Acquisition	1,197,625	1,087,500
2016A Bond Issue		
Park 90/5 Earthquake Repair	672,605	
2020 Bond Issue		
Park 90/5 - 2001	244,730	
Police Training Facilities	212,897	
Training Facilities	379,159	
Cumulative Reserve Subfund - Unrestricted Total	2,834,465	1,216,450
Finance and Administrative Services Fund		
2012 Bond Issue		
City Hall	374,200	374,200
Justice Center	374,200	374,200
SMT Base	133,500	137,750
2015A Bond Issue		
City Hall	746,750	750,500
Justice Center	1,906,875	1,909,875
Seattle Municipal Tower & Police Support	9,475,932	8,574,579
2016A Bond Issue		
Financial IT Upgrades (FAS)	2,340,125	2,339,375
Park 90/5 Earthquake Repair	217,608	
SMT IDT Server Closets	368,125	366,500
2017 Bond Issue		
Financial IT Upgrades (FAS)	1,729,500	1,731,750
2018 Bond Issue		
Financial IT Upgrades (FAS)	1,059,000	1,059,500
2019A Bond Issue		
FAS IT Initiative	130,625	125,875
SMT Chiller	374,375	371,875
2020A Bond Issue		
City Hall-R	1,277,221	1,104,048
Civic Center Open Space-R	366,233	360,150
Justice Center-R	1,277,519	1,074,666
Park 90/5 - 2001-R	79,177	
SMT Chiller	670,098	675,000
SMT Elevator Rehab	151,929	155,500
2021A Bond Issue		
Human Capital Management System	162,881	952,000
Seattle Municipal Tower Elevator Rehab	105,581	514,000
2022A Bond Issue		

Debt Service

Debt Service by Fund	2021 Actual ¹	2022 Proposed
Human Capital Management System		544,945
Seattle Municipal Tower Elevator Rehab		293,550
Finance and Administrative Services Fund Total	23,321,453	23,789,838

General Fund

2012 Bond Issue		
Magnuson Bldg 30	315,750	312,750
2014 Bond Issue		
South Park Bridge	673,150	673,150
2015A Bond Issue		
SLU Streetcar	128,125	
South Park Bridge	337,275	338,275
2015B Bond Issue		
Pike Market PCN	1,946,621	1,133,832
2016A Bond Issue		
Financial IT Upgrades (GF)	583,500	583,375
Northgate Land Acquisition	429,200	429,325
Parking Pay Stations (GF)	1,460,625	
2016B Bond Issue		
Pike Market PCN	395,306	394,956
2017 Bond Issue		
Financial IT Side Systems	229,750	230,750
Financial IT Upgrades (GF)	319,500	322,000
Municipal Court IT	332,000	334,000
2018A Bond Issue		
Financial IT Upgrades (GF)	168,250	172,000
Financial IT Upgrades Side Systems	47,000	45,250
Muni Court IT	731,000	733,750
Pay Stations	294,250	297,750
Police IT	148,250	152,750
2019A Bond Issue		
Criminal Justice IT	462,375	460,250
Police Car Computers	712,125	710,750
2020A Bond Issue		
Criminal Justice IT	1,277,710	1,280,750
2021A Bond Issue		
Criminal Justice Information System Projects	152,004	886,500
2022A Bond Issue		
Criminal Justice Information System Projects		404,048
General Fund Total	11,143,766	9,896,211

Information Technology Fund

2013A Bond Issue		
Data Center	281,400	281,400
2014 Bond Issue		
Data Center Long	878,025	874,900
2016A Bond Issue		
Data Center Long	223,750	225,000
2017 Bond Issue		

Debt Service

Debt Service by Fund	2021 Actual¹	2022 Proposed
Sea Muni Twr TI	527,000	523,250
2019A Bond Issue		
Data & Phone	574,625	573,375
IT Computing	242,875	243,875
SMT Remodel-IT	263,000	263,250
2020A Bond Issue		
Data & Phone	930,290	934,750
IT Architecture	144,483	140,750
SMT Remodel - IT	130,835	127,000
2021A Bond Issue		
Computing Services Architecture	139,669	813,250
Data and Telephone Infrastructure	249,759	1,455,750
2022A Bond Issue		
Data and Telephone Infrastructure		132,173
Computing Service Architecture		33,990
Information Technology Fund Total	4,585,711	6,622,713
Library Fund		
2012 Bond Issue		
Library Garage	402,500	406,750
Library Fund Total	402,500	406,750
Parks & Recreation Fund		
2010A BAB Issue		
Golf	70,003	73,281
2011 Bond Issue		
Golf	160,825	160,763
2012 Bond Issue		
Aquarium Pier 59 Entry	166,750	170,250
Golf	285,900	287,400
2013A Bond Issue		
Golf	120,513	117,513
2013B Bond Issue		
Magnuson Bldg 11	546,583	547,078
Magnuson Bldg 30	490,940	487,435
2014 Bond Issue		
Golf	372,738	376,613
2015A Bond Issue		
Golf	134,800	136,175
2020 Bond Issue		
Interbay Golf Facilities-R	385,242	
Westbridge-R	120,000	120,000
2021A Bond Issue		
Golf	21,255	40,062
Parks & Recreation Fund Total	2,714,722	2,355,805
Seattle Center Fund		
2012 Bond Issue		
McCaw Hall (long)	121,500	121,250

Debt Service

Debt Service by Fund	2021 Actual ¹	2022 Proposed
2021B Bond Issue		
Seattle Center Signage	63,183	864,088
Seattle Center Fund Total	184,683	985,338
Short-Term Rental Fund		
2018B Bond Issue		
Low Income Housing	1,357,868	1,354,068
2019B Bond Issue		
Low Income Housing	652,852	654,510
Short-Term Rental Fund Total	2,010,719	2,008,577
SPU Drainage & Wastewater Fund		
2012 Bond Issue		
Joint Training Facility	7,000	7,700
2015A Bond Issue		
Seattle Municipal Tower & Police Support	48,248	43,659
2016A Bond Issue		
Park 90/5 Earthquake Repair	29,674	
2020 Bond Issue		
Park 90/5 - 2001	10,797	
Training Facilities	20,073	
SPU Drainage & Wastewater Fund Total	115,792	51,359
SPU Solid Waste Fund		
2012 Bond Issue		
Joint Training Facility	3,550	4,400
2015A Bond Issue		
Seattle Municipal Tower & Police Support	28,949	26,195
2016A Bond Issue		
Park 90/5 Earthquake Repair	19,783	19,783
2020 Bond Issue		
Park 90/5 - 2001	5,938	
Training Facilities	11,040	
SPU Solid Waste Fund Total	69,260	30,595
SPU Water Fund		
2012 Bond Issue		
Joint Training Facility	12,750	13,200
2015A Bond Issue		
Seattle Municipal Tower & Police Support	96,496	87,318
2016A Bond Issue		
Park 90/5 Earthquake Repair	49,456	
2020 Bond Issue		
Park 90/5 - 2001	19,254	
Training Facilities	35,797	
SPU Water Fund Total	213,754	100,518
Transportation Fund		

Debt Service

Debt Service by Fund	2021 Actual ¹	2022 Proposed
2010A BAB Issue		
Bridge Rehab (BTG)	2,269,462	2,995,378
Bridge Rehab (CPT-10%, Previously GF)	425,000	425,000
Bridge Seismic (BTG)	1,073,105	1,364,586
King Street Station (BTG)	46,439	60,422
Mercer West (BTG)	794,930	1,012,509
Mercer West (BTG) (from 2010A BABS Mercer)	271,941	345,988
Spokane (BTG)	601,859	758,650
2012 Bond Issue		
AWV - Parking/Prgm Mgt	325,250	325,500
Linden (BTG)	407,600	407,850
Mercer West (CPT) (from 2012 Mercer)	334,900	334,900
Seawall (CPT)	185,450	184,950
2015A Bond Issue		
Alaska Way Corridor (CPT-2.5%)	279,725	282,225
Arterial Asphalt and Concrete (from 2008 Mercer) (BTG)	549,750	343,375
Bridge Rehab (BTG)	283,375	283,375
Bridge Rehab (CPT10%)	345,750	346,500
Bridge Seismic (BTG)	110,125	111,250
CWF Overlook (CPT-2.5%)	94,800	92,300
King Street Station (BTG)	233,500	235,250
Lander (BTG)	382,250	271,625
Mercer (BTG) (Orig Project)	5,322,375	3,310,750
Mercer (from zoo bonds) (BTG)	1,120,000	1,118,500
Spokane (BTG)	1,254,125	809,750
2016A Bond Issue		
23rd Ave Corridor (CPT-10%)	508,500	505,250
Alaska Way Corridor (CPT-2.5%)	587,981	587,624
Bridge Rehab (BTG)	970,125	966,625
Habitat Beach (Repurpose from Main Corridor in 2018)	223,179	228,033
King Street Station (BTG)	120,125	120,750
S. Lander St. Grade Separation (Repurpose from Main Corridor in 2018)	63,765	61,394
Seawall (CPT-2.5%)	538,625	539,500
Spokane (BTG)	2,047,500	2,050,000
Spokane (BTG) (Redirected from Jail)	260,525	258,150
Transit Corridor	60,600	63,975
2017 Bond Issue		
23rd Ave Corridor (CPT-10%)	64,340	65,815
Alaska Way Corridor (CPT-2.5%)	128,484	126,256
Alaskan Way Main Corridor (From Habitat Beach)	203,918	204,007
Alaskan Way Main Corridor (From Lander)	66,744	67,074
Bridge Rehab (CPT-10%)	156,465	157,365
City Center Streetcar (CPT-10%)	313,250	311,000
Habitat Beach (Seawall/BridgeRehab/23rd 2018 Repurposing)	40,784	41,785
Northgate Bridge and Cycle Track (CPT-10%) (Repurpose from Bridge Rehab in 2018)	170,373	171,353
S. Lander St. Grade Separation (Repurpose from Main Corridor in 2018)	203,571	201,221

Debt Service

Debt Service by Fund	2021 Actual¹	2022 Proposed
Seawall LTGO (CPT-10%)	1,449,321	1,448,876
23rd Ave Corridor (CPT-10%)	64,340	65,815
2017B Bond Issue		
CWF Overlook (CPT-2.5%)	223,700	226,000
2018 Bond Issue		
Alaskan Way Corridor (CPT-2.5%)	441,053	440,355
2018B Bond Issue		
CWF Overlook (CPT-2.5%)	235,140	235,140
Main Corridor (from King)	63,368	63,248
2019A Bond Issue		
AWV Habitat Beach (CPT-2.5%)	82,025	80,275
CWF Alaskan Way Corridor (CPT-2.5%)	929,700	929,200
Elliot Bay Seawall (CPT-2.5%)	211,450	213,325
2019B Bond Issue		
CWF Overlook (CPT-2.5%)	64,307	63,503
2020 Bond Issue		
CWF Alaskan Way Corridor (CPT-2.5%)	859,598	861,100
CWF Overlook (CPT-2.5%)	98,217	102,600
2021A Bond Issue		
23rd Ave (Rdcd for MW (BTG) (from 2011 Spokane))	67,333	126,909
AAC Northgate (BTG) (from 2011 Spokane)	54,349	102,437
Alaskan Way Main Corridor (CPT-2.5%)	186,252	601,050
Arterial Asphalt & Concrete (from 2011 Spokane (BTG))	5,383	10,146
Arterial Asphalt & Concrete (from Linden (BTG) (from 2011 Spokane))	3,217	6,064
Bridge Rehab (BTG) (from 2011 Spokane)	44,136	83,188
Bridge Seismic (BTG)	23,347	44,004
Bridge Seismic (BTG) (from 2011 Bridge Rehab)	70,107	132,139
Bridge Seismic (BTG) (from 2011 Spokane)	29,892	56,340
Chesiahud (BTG) (from 2011 Spokane)	13,587	25,609
King Street Station (BTG)	48,482	91,380
Linden (BTG) (Rdcd for AA - from 2011 Spokane)	18,522	34,911
Mercer West (CPT)	97,860	184,448
Mercer West (CPT) (from 2011 Bridge Rehab - BTG)	33,209	62,592
Mercer West (CPT) (from 2011 Spokane)	24,457	46,097
Mercer West (from 23rd (BTG) (from 2011 Spokane))	3,321	6,259
Seawall (CPT)	149,757	282,264
Sidewalks (BTG) (from 2011 Spokane)	13,587	25,609
Spokane (Redd for AAC (BTG) (Orig Proj))	13,639	25,707
2021B Bond Issue		
Overlook Walk and E-W Connections Proj CPT-2.5%)	42,130	264,408
2022A Bond Issue		
Alaskan Way Main Corridor (CPT-2.5%)		317,498
2022B Bond Issue		
Overlook Walk and E-W Connections Proj CPT-2.5%)		160,950
Transportation Fund Total	29,041,009	29,501,441
2008 Multipurpose LTGO Bond Fund		
2015B Bond Issue		

Debt Service

Debt Service by Fund	2021 Actual ¹	2022 Proposed
Pike Market PCN		36,933
2008 Multipurpose LTGO Bond Fund Total		36,933
2010 Multipurpose LTGO Bond Fund		
2015B Bond Issue		
Pike Market PCN		72,164
2010 Multipurpose LTGO Bond Fund Total		72,164
2011 Multipurpose LTGO Bond Fund		
2015B Bond Issue		
Pike Market PCN		142,824
2011 Multipurpose LTGO Bond Fund Total		142,824
2013 Multipurpose LTGO Bond Fund		
2015B Bond Issue		
Pike Market PCN		90,176
2013 Multipurpose LTGO Bond Fund Total		90,176
2013B (Taxable) LTGO Bond Fund		
2015B Bond Issue		
Pike Market PCN		42,545
2013B (Taxable) LTGO Bond Fund Total		42,545
2015B (Taxable) LTGO Bond Fund		
2015B Bond Issue		
Pike Market PCN		4,915
2015B (Taxable) LTGO Bond Fund Total		4,915
2016B (Taxable) LTGO Bond Fund		
2015B Bond Issue		
Pike Market PCN		23,517
2016B (Taxable) LTGO Bond Fund Total		23,517
Garage Disposition Proceeds Fund		
2015B Bond Issue		
Pike Market PCN		397,115
Garage Disposition Proceeds Fund Total		397,115
Grand Total	92,361,452	99,011,742

Glossary

Appropriation: A legal authorization granted by the City Council, the City's legislative authority, to make expenditures and incur obligations for specific purposes.

Biennial Budget: A budget covering a two-year period. Under state law, a biennium begins with an odd-numbered year.

Budget - Adopted and Proposed: The Mayor submits to the City Council a recommended expenditure and revenue level for all City operations for the coming fiscal year as the Proposed Budget. When the City Council agrees upon the revenue and expenditure levels, the Proposed Budget becomes the Adopted Budget, funds are appropriated, and legal expenditure limits are established.

Budget - Endorsed: The City of Seattle implements biennial budgeting through the sequential adoption of two one-year budgets. When adopting the budget for the first year of the biennium, the Council endorses a budget for the second year. The Endorsed Budget is the basis for a Proposed Budget for the second year of the biennium, and is reviewed and adopted in the fall of the first year of the biennium.

Budget Control Level: The level at which expenditures are controlled to meet State and City budget law provisions.

Capital Improvement Program (CIP): Annual appropriations from specific funding sources are shown in the City's budget for certain capital purposes such as street improvements, building construction, and some kinds of facility maintenance. These appropriations are supported by a six-year allocation plan detailing all projects, fund sources, and expenditure amounts, including many multi-year projects that require funding beyond the one-year period of the annual budget. The allocation plan covers a six-year period and is produced as a separate document from the budget document.

Chart of Accounts: A list of expenditure, revenue, and other accounts describing and categorizing financial transactions.

Community Development Block Grant (CDBG): A U.S. Department of Housing and Urban Development (HUD) annual grant to Seattle and other local governments to support economic development projects, human services, low-income housing, and services in low-income neighborhoods.

Comprehensive Annual Financial Report of the City (CAFR): The City's annual financial statement prepared by the Department of Finance & Administration.

Cost Allocation: Distribution of costs based on some proxy for costs incurred or benefits received.

Cumulative Reserve Subfund (CRS): A significant source of ongoing local funding to support capital projects in general government departments. The CRS consists of two accounts: the Capital Projects Account and the Revenue Stabilization Account. The Capital Projects Account has six subaccounts: REET I, REET II, Unrestricted, South Lake Union Property Proceeds, Asset Preservation Subaccount - Fleets and Facilities, and the Street Vacation Subaccount. The Real Estate Excise Tax (REET) is levied on all sales of real estate, with the first .25% of the locally imposed tax going to REET I and the second .25% to REET II. State law specifies how each REET can be spent.

Debt Service: Annual principal and interest payments the City owes on money it has borrowed.

Errata: Adjustments, corrections, and new information sent by departments through the City Budget Office to the City Council during the Council's budget review as an adjunct to the Mayor's Proposed Budget. The purpose is to adjust the Proposed Budget to reflect information not available upon submittal and to correct inadvertent errors.

Glossary

Full-Time Equivalent (FTE): A term expressing the amount of time for which a position has been budgeted in relation to the amount of time a regular, full-time employee normally works in a year. Most full-time employees (1.00 FTE) are paid for 2,088 hours in a year (or 2,096 in a leap year). A position budgeted to work half-time for a full year, or full-time for only six months, is 0.50 FTE.

Fund: An accounting entity with a set of self-balancing revenue and expenditure accounts used to record the financial affairs of a governmental organization.

Fund Balance: The difference between the assets and liabilities of a particular fund. This incorporates the accumulated difference between the revenues and expenditures each year.

General Fund: A central fund into which most of the City's general tax revenues and discretionary resources are pooled, and which is allocated to support many of the operations of City government. Beginning with the 1997 Adopted Budget, the General Fund was restructured to encompass a number of subfunds, including the General Fund Subfund (comparable to the "General Fund" in prior years) and other subfunds designated for a variety of specific purposes. These subfunds are listed and explained in more detail in department chapters, as well as in the Funds, Subfunds, and Other section of the budget document.

Grant-Funded Position: A position funded 50% or more by a categorical grant to carry out a specific project or goal. Seattle Municipal Code 4.04.030 specifies that "categorical grant" does not include Community Development Block Grant funds, nor any funds provided under a statutory entitlement or distribution on the basis of a fixed formula including, but not limited to, relative population.

Neighborhood Matching Subfund (NMF): A fund supporting partnerships between the City and neighborhood groups to produce neighborhood-initiated planning, organizing, and improvement projects. The City provides a cash match to the community's contribution of volunteer labor, materials, professional services, or cash. The NMF is administered by the Department of Neighborhoods.

Operating Budget: That portion of a budget dealing with recurring expenditures such as salaries, electric bills, postage, printing, paper supplies, and gasoline.

Position/Pocket Number: A term referring to the title and unique position identification number assigned to each position authorized by the City Council through the budget or other ordinances. Positions may have a common title name, but each position has its own unique identification number assigned by the Records Information Management Unit of the Seattle Department of Human Resources at the time position authority is approved by the City Council. Only one person at a time can fill a regularly budgeted position. An exception is in the case of job-sharing, where two people work part-time in one full-time position.

Program: A group of services within a department, aligned by common purpose.

Reclassification Request: A request to change the job title or classification for an existing position. Reclassifications are subject to review and approval by the Classification/Compensation Unit of the Seattle Department of Human Resources and are implemented upon the signature of the Director of Human Resources, as long as position authority has been established by ordinance.

Reorganization: Reorganization refers to changes in the budget and reporting structure within departments.

SUMMIT: The City's central accounting system managed by the Department of Finance & Administration.

Sunsetting Position: A position funded for only a specified length of time by the budget or enabling ordinance.

TES (Temporary Employment Service): A program managed by the Seattle Department of Human Resources. TES places temporary workers in departments for purposes of filling unanticipated, short-term staffing needs, such as vacation coverage, positions vacant until a regularly-appointed hire is made, and special projects.

Type of Position: There are two types of budgeted positions. They are identified by one of the following characters: **F** for Full-Time or **P** for Part-Time.

Glossary

- **Regular Full-Time** is defined as a position budgeted for 2,088 compensated hours per year, 40 hours per week, 80 hours per pay period, and is also known as one full-time equivalent (FTE).
- **Regular Part-Time** is defined as a position designated as part time, and requiring an average of 20 hours or more, but less than 40 hours of work per week during the year. This equates to an FTE value of at least 0.50 and no more than 0.99.



Legislation Text

File #: CF 314486, **Version:** 1

2022-2027 Proposed Capital Improvement Program.

CITY OF *Seattle, Washington*

2022-2027 Proposed Capital Improvement Program



PRINTED ON RECYCLED PAPER

In response to the Americans with Disabilities Act (ADA), material from the budget is available in alternative formats and languages. To make a request, or for more information, please call the City Budget Office at (206) 615-1962.

CITY OF SEATTLE

2022-2027 Proposed Capital Improvement Program

Mayor Jenny Durkan

City Budget Office

Ben Noble, Director
Jeanette Blankenship, Deputy Director

Budget Leads:

Catherine Cornwall	Jennifer Devore	Julie Dingley	Dave Hennes	Saroja Reddy	Katy Tassery
--------------------	-----------------	---------------	-------------	--------------	--------------

Aaron Blumenthal	Shino Fibbs	Christie Parker	Chloe Wilkes
Jennifer Breeze	Lisa Gaccione	Matt Roth	Caleb Wagenaar
Sarah Burtner	Christina Grover-Roybal	Joseph Russell	Michael Wypyszinski
Neal Capapas	Anna Hurst	Adam Schaefer	Jan Duras
William Chen	Madeliene Hernandez	Rodha Sheikh	Arushi Kumar
Rachael Cicero	Akshay Iyengar	Greg Shiring	Nick Tucker
Paulina Deschamps Ramirez	Miguel Jimenez	Paige St. George	
Andrew Dziedzic	Elise Kalstad	Linda Taylor-Manning	

City of Seattle
2022-2027 Proposed Capital Improvement Program

Table of Contents

Introduction

Reader's Guide.....	i
Overview.....	1

Culture and Recreation

Parks and Recreation	17
Seattle Center	121
Seattle Public Library	157

Transportation	163
-----------------------------	------------

Seattle City Light	281
---------------------------------	------------

Seattle Public Utilities

Drainage and Wastewater	459
Solid Waste	489
Water.....	503
Technology Projects.....	553

Administration

Finance and Administrative Services.....	575
Information Technology	613

Appendix

Appendix A: New or Expanded Capital Facilities.....	639
Appendix B: Capital Projects Passing the \$5 Million Threshold	699

Glossary	705
-----------------------	------------

Reader's Guide to the 2022-2027 Proposed Capital Improvement Program

The City of Seattle's 2022-2027 Proposed Capital Improvement Program (CIP) includes an overview, departmental sections, appendices, and a glossary. The overview provides information on the CIP, allocations, funding sources for capital projects, significant initiatives, support for neighborhoods and neighborhood plan projects, and policies guiding the City's capital investments.

Departmental sections comprise most of the CIP document and contain detailed information on each of the capital projects. The following departments have sections in this book: Seattle Parks and Recreation, Seattle Center, Seattle Public Library, Seattle Department of Transportation, Seattle City Light, Seattle Public Utilities, Seattle Information Technology, and Finance and Administrative Services. Appendix A lists new or expanded capital facilities as required by the Growth Management Act. Appendix B lists all projects that will exceed \$5 million with their 2022 appropriation as required by Resolution 31203.

Reading CIP Project Pages

CIP project pages, located in the departmental sections of the CIP, provide the most detailed information about a project. The project pages contain the following information:

Project Type: Projects will have one of three project types: Discrete, Ongoing, or Debt Service. Discrete projects are those with a distinct start and end date and build an individual asset. Ongoing CIP projects are departmental CIP programs that build or maintain a group of similar assets. Debt Service projects show the dedicated funding stream to pay the debt service for a project or group of projects.

Project No.: Unique number identifying a project in the City's financial management system.

Start/End Date: Estimated Start and End year of a discrete project. Projects without a determined start or end date may show as "TBD" or "On Hold." Projects categorized as "Ongoing" in the Project Type field are programmatic and continue year after year, therefore they do not display a Start/End Date.

BCL (Budget Control Level)/Program Code, BCL/Program Name: A grouping of similar projects into department-specific programs. Also reflects the level at which expenditures are controlled to meet state budget law provisions.

Current Project Stage: The current stage of a discrete CIP project during budget planning (August of the budget development year).

Stage 1—Pre-project Development: All master planning, asset planning, and needs identification. Rough order of magnitude cost estimate¹ for CIP budget established at the end of Stage 1.

¹ The City's budget ordinance requires that a project be assigned a CIP ID number before spending may occur on a project. As a result, Stage 1 project cost estimates/budgets are "Rough Order of Magnitude" estimates based on previously constructed projects or high-level cost estimates which use generic assumptions. Departments refine cost estimates at the end of Stage 2.

Stage 2—Initiation, Project Definition & Planning: Define project and create Project Management Plan (or pre-design package) which sets the project baseline (scope, schedule and budget) from which a department measures variance.

Stage 3—Design: 30%-100% design work.

Stage 4—Procurement/Bid: Advertisement, bid review, bid award, and Notice to Proceed.

Stage 5—Construction: All construction activities. (Note: The term *Execution* is used for Seattle Information Technology).

Stage 6—Closeout: Final project closeout items, includes financial closeout.

Project Category: Projects are identified as New Facilities, Improvements to Existing Facilities, or Rehabilitation or Restoration of Existing Facilities. Technology projects, or those that do not fit into the categories above, are identified as New Investments.

Location: Street address, intersection, or general location of a project.

Neighborhood District: The City is divided into 13 neighborhood districts. This field indicates in which (if any) neighborhood district(s), a project is located. Some projects are located in more than one neighborhood district or outside the city and are noted as such.

Council District: The City is divided into seven Council districts. This field indicates in which (if any) council district(s), a project is located. Some projects are located in more than one council district or outside the city and are noted as such.

Total Project Cost: The expected total project cost estimate of a Discrete project. The Total Project Cost includes any “out year” spending (spending outside the current six-year CIP).

Urban Village: This field indicates whether a project is located in an Urban Village, a designated geographic area expected to accommodate future population and job growth, as defined by the Comprehensive Plan’s growth management strategy.

Project Description: Information about the purpose, scope, and history of the project.

Resources: The Resources are sources of money supporting a particular project such as grants, private donations, debt, Real Estate Excise Taxes, etc. The Resources Table lists the project’s revenue sources, life-to-date (LTD) expenditures through the prior year; the current year revised budget (including Adopted Budget, carry-forward balances, abandonments, and supplemental appropriations); proposed/adopted appropriations; and estimated appropriation requests for the remaining five years of the CIP period.

Fund Appropriations/Allocations: This table lists the appropriating funds and the annual appropriation total for that specific project for the current year and adopted budget year.

Financial Planning Strategy: The financial planning strategy section appears on CIP Project Pages for discrete projects that are large enough to be part of the Project Cost Estimate Review and Validation

Process, as described in the CIP Overview. The financial planning strategy discusses the overall funding plan for the life of the project.

Unsecured Funding: The “Unsecured Funding” table shows the portion of the project cost that does not have committed funding. The “Unsecured Funding Strategy” discusses the department’s plan to secure funding for that portion of the project.

O&M Costs (Savings): Description of estimated increases or decreases in operations and maintenance costs as a result of a capital project. “NA” denotes that operations and maintenance costs are not calculated.

Capital Improvement Program

Overview

Capital Improvement Program Purpose

The Capital Improvement Program (CIP) is a six-year financial planning tool that identifies future capital investments and potential strategies for funding those investments. The CIP also satisfies various requirements of cities planning under Washington State's Growth Management Act.

Introduction

The City of Seattle owns and operates a variety of physical assets, ranging from community parks, roadways, bridges, office buildings, libraries, open space, fire stations, maintenance yards, facilities at Seattle Center, and more. The City must properly maintain these assets in order to ensure they are safe, lasting, and provide a welcoming and usable space to serve their intended purposes. The City's utility infrastructure is also included in the CIP, including electric, solid waste, water and wastewater utility assets. The City's capital infrastructure supports City operations, direct public services and programs, and in some cases, provides direct public benefits themselves.

Every year during the annual budget process, the City adopts a six-year CIP, which outlines anticipated investments over that timeframe. The 2022-2027 Proposed CIP totals \$6.98 billion over six years, with approximately \$1.4 billion of that amount designated for the 2022 budget year.

The 2022-2027 Proposed CIP document is a compilation of all legislative CIP adjustments made during 2021. This includes all legislative action that occurred in the following periods:

- Adjustments made prior to the transmission of the 2022-2027 Proposed CIP from the Mayor to the City Council including:
 - 2021 Midyear Supplemental budget adjustments,
 - 2021 Year-end Supplemental budget adjustments (proposed),
 - Stand alone legislation and administrative adjustments made prior to the year-end Supplemental.

All allocation totals listed in this document are the sum total of the project adjustments made in the periods listed above.

Capital Planning Policies

The City has historically based capital planning efforts on a set of criteria that help set priorities among potential capital programs. [Resolution 31203](#), adopted in June 2010, set out the following policies to guide the City's capital spending:

- preserve and maintain existing capital assets;
- support the goals of the City's plans;
- support economic development;
- consider external funding possibilities;
- consider revenue-generating possibilities;
- seek regional funding for regional projects;
- pursue cost-saving commitments; and,
- pursue conservation and sustainability investments.

Additional specific considerations include:

- compliance with regulatory requirements;
- coordination between departments and with other jurisdictions; and
- public safety and health.

Project Cost Estimate Review and Validation Process

The 2022-2027 Proposed CIP continues to incorporate the process that was developed in 2019 through the work of the capital departments Directors group. This process reflects an improved approach to budgeting for large, discrete CIP projects in early stages of development and provides Council and the public with a better understanding of the risk and uncertainty associated with each of the projects.

The key elements of the process are:

- Discrete projects with an initial rough order of magnitude total project cost estimate over \$10 million will show a range of possible costs rather than an exact dollar estimate.
- Departments will appropriate and budget the estimated cost to reach 100% design, as shown on the CIP Project Page. They will also plan for, and communicate the remaining construction costs by using a midrange “Financial Planning Estimate” for six-year financial planning purposes.
- At the 30% design milestone, the project will be baselined and a total project cost and project schedule will be established. During the next budget cycle (or any subsequent Council action) the department will budget the full total project cost on the CIP Project Page.
- If the baseline total project cost estimate is under \$50 million the project will proceed through capital project delivery process according to historic practice.
- If the 30% baseline total project cost is over \$50 million, the department will initiate a third-party review of the baseline total project cost estimate. The department will bring the results of the third-party cost estimate review to the Project Delivery Executive Committee and/or the Directors’ Capital Committee to determine the next steps.

The Cost Estimate Review and Validation process will be modified according to the findings of the initial pilot projects being used to improve the concept.

Capital Improvement Program Funding

Like all large municipalities, Seattle relies on a variety of sources to pay for capital projects. These include locally generated revenues (taxes, fees, voter-approved levies, utility rates, and user fees), intergovernmental revenues (including state and federal grants), private funding (franchise utilities, philanthropy) and debt issuance. These traditional sources continue to provide the majority of funding for capital facility investments. The City’s level of capital investment is based on the mix and amount of financial resources available to the City.

Debt Financing

The City uses multiple forms of debt to finance large capital projects such as Limited Tax General Obligation Bonds (LTGO) also known as councilmanic bonds, Unlimited Tax General Obligation Bonds (UTGO) or voter-approved bonds, and revenue bonds. Unlike pay-as-you-go sources of funding, the issuance of debt requires revenues in future years to repay the principal and interest expenses. Councilmanic debt is a common financing tool used by the City, but those obligations must be repaid from the same set of limited resources including Real Estate Excise Tax (REET), commercial parking tax

(CPT) and General Fund revenues. See the “City Bond Issuance and Debt Service” in the Introduction section of the 2022 Proposed Budget for more information on debt financing.

In 2022, the City will issue approximately \$130 million in LTGO bonds to fund significant IT, Transportation, and city facility related projects. The 2022 LTGO bond issuance includes \$44.5 million to finance a substantial portion of the West Seattle Bridge repair work. The West Seattle Bridge bond debt service will be paid for with Real Estate Excise Tax.

Public Utility Funding

Both Seattle City Light and Seattle Public Utilities fund utility projects with revenues from utility rates. Each utility has adopted financial policies that determine what share of their capital investments are funded through cash, and what share from debt. These policies are designed to balance the portion of current investments that are paid by today’s ratepayers, versus future ratepayers who will also benefit from long-term capital investments.

Real Estate Excise Tax (REET)

Funding of the City’s general government capital program is highly dependent on revenue from Real Estate Excise Tax, which is an excise tax imposed on the sale of real property. REET is a relatively volatile revenue source that generally tracks closely to local economic activity.

REET revenue declined in 2021 due to the COVID-19 pandemic, but not quite as severely as expected. The final 2021 year end REET revenue that the City collected was higher than forecasted in the fall of 2021. The 2022-2027 Proposed CIP allocates the additional REET collected in 2021 and partially restores some of the project reductions that were made in anticipation of a significant fall off in revenue due to the pandemic. A continuing pressure on the REET budget is the cost of debt service for the West Seattle Bridge Immediate Repair CIP project.

Historically the City has maintained a \$10 million REET reserve for precisely these types of economic situations. The City used \$4 million of the REET cash reserve to blunt the impact of a reduction in revenue in 2021. The 2022 Proposed Budget includes the replenishment of the REET cash reserves over the next three years.

The 2022 Proposed Budget maintains the commitment made in the 2020 budget to use \$25 million of the City’s REET revenue for capital investments in new affordable housing. While additional funding for affordable housing is clearly a priority for the City, ongoing investments in our existing facilities is necessary to support the provision of other City services and to avoid costly projects that result from neglect and deferred maintenance.

Seattle’s Recent History – Major Voter-Approved Levies and Capital Projects

In addition to reliance upon general tax sources, Seattle undertook several major capital projects during the last two decades using voter-approved funds and councilmanic debt. Voter-approved capital projects include improvements to Seattle Center and construction of new or expanded community centers and parks, new or remodeled downtown and branch libraries, new or remodeled fire facilities, parks improvements, transportation infrastructure improvements and replacement of the Elliott Bay Seawall. The following is a list recent property tax levies that are still actively funding projects:

- *The Move Seattle Transportation Levy:* The Move Seattle Levy, a nine-year \$930 million levy was approved by voters in 2015. The adopted budget appropriates \$110 million in 2021. Levy

proceeds will be used to support safe routes, congestion relief, and maintenance and repairs of the City's bridges and arterial roadways. A major financing strategy in the Move Seattle Levy is the dependence on partnerships—leveraging external resources such as state and federal grants to accomplish transportation projects such as the Madison Bus Rapid Transit (BRT) – RapidRide G Line.

- *Seattle Park District:* The passage of the Park District is the culmination of the Parks Legacy Plan project, led by the Parks Legacy Plan Citizens' Advisory Committee. The goal of the Park District is to provide long term, stable funding to support recreation programming, parks projects and the critical needs for investment in major and ongoing maintenance. In 2016, the Parks District began collecting property tax revenue, accumulating the first year of full funding for Park District projects. The Park District will provide over \$21 million in 2022 for major maintenance and capital projects.
- *The 2019 Library Levy:* A seven-year, \$219 million levy to support, maintain and improve core Library services. Included as part of the levy were resources for the preservation and maintenance of library facilities. The City Librarian and the Library Board of Trustees prepare annual progress reports that show how levy proceeds have been used each year. The levy provides an average of \$3.1 million annually for major maintenance and asset preservation projects; including maintenance necessary for building components such as roofs, floors, finishes, HVAC and mechanical systems. The levy also includes funding for earthquake retrofits at three Carnegie branches.
- *The 2008 Parks and Green Spaces Levy:* A six-year, \$146 million levy to acquire, develop, or restore, existing or new, parks, recreation facilities, cultural facilities, green spaces, playfields, trails, community gardens, and shoreline areas. This levy expired at the end of 2014, and the Seattle Park District is now providing on-going funding to help address major maintenance needs, as well as park development, at the Department of Parks and Recreation (Parks). As of the beginning of 2021 the 2008 Parks and Green Spaces Levy Fund carried a balance of \$11 million. Parks will continue to spend down existing budget authority on project identified in the Levy throughout the biennium.

Funding Dynamics for Significant Future Capital Projects

Given general resource funding challenges, the City will continue to rely on mix of general government resources and voter-approved funding packages to complete major capital projects and to secure needed funding for basic asset preservation. The City has identified several major priority areas for which significant capital investments will be needed. The following sections describe these priority areas at a high level.

Public Safety Facilities

Planning for the future of Seattle's public safety facilities is critical to maintaining the high level of service expected of Seattle Fire Department (SFD) and Seattle Police Department (SPD). Both departments have a number of large capital facility needs, such as a new Fire Station Headquarters and neighborhood precinct projects that will accommodate anticipated police staffing growth. This CIP provides funding for a new Fire Station 31 in North Seattle, as well as the replacement of the existing dock at Fire Station 5 on the downtown waterfront. A new project is established to fund seismic assessments of five public safety facilities.

Transportation

The City's existing transportation network faces an extensive backlog of major maintenance. Current funding is insufficient to maintain the City's road, bridges, signs, etc. In addition, through a series of long-term planning efforts the City has completed "Master Plans" that identify large potential investments in a transit network, bicycle facilities, freight projects and pedestrian-oriented infrastructure. The \$930 million Move Seattle Levy will address critical transportation programs such as safe routes, relief of congested roadways and maintenance and repair programs.

Waterfront

The City has developed a comprehensive plan for the improvement of Seattle's central waterfront. The removal of the Alaskan Way Viaduct provides an opportunity to reconnect the City to the waterfront and develop new open space to support the growth and economic development of central Seattle. There are five main capital projects encompassed in the Waterfront program for a total of \$737 million (not including utility costs).

Projects

The largest project—the Alaskan Way Main Corridor project—will construct a new surface street and an adjoining pedestrian promenade, providing access to the waterfront from Pioneer Square to Belltown. The Overlook Walk and East-West Connections project constructs the Overlook Walk, a new accessible connection between the Pike Place Market and the waterfront, and improvements to east-west streets connecting the waterfront and the rest of downtown Seattle. The program also includes projects to reconstruct parks located on piers along the waterfront (Waterfront Park and Pier 62) expand the Seattle Aquarium and expand the Pike Place Market.

Funding

The 2022-2027 Proposed CIP contains a mix of resources to fund these projects and other elements of the overall Waterfront redevelopment. In addition to general government resources in the form of REET, commercial parking tax, and general fund-supported debt, the funding plan calls for significant contributions from a Local Improvement District (LID), philanthropy, and WSDOT. The LID provides that property owners who benefit from the project pay a share of its cost. LID formation was approved in 2019 and will provide \$160 million of funding for the waterfront improvements.

Protecting and Creating Opportunities for Workers

The City considers not only what capital projects to fund, but also how to deliver them and achieve broader goals for fairness, equity and opportunity in the community. The Department of Finance and Administrative Services (FAS) leads several policy initiatives to ensure social responsibility and equity in the spending of City capital dollars.

Fair and equitable treatment of workers: FAS monitors and enforces fair and equitable treatment of workers in City construction contracts. In 2013, FAS increased its monitoring and enforcement of wage and labor conditions on City-contracted construction projects, including Office of Housing-financed projects. Funding was provided in 2019 to allow FAS to continue this program, including compliance monitoring for wage and labor violations for relevant projects. It also includes funding to support the Acceptable Worksite program, which trains, teaches and enforce anti-harassment and anti-bullying interventions on City-funded construction projects.

Reduce barriers to construction jobs: The City’s spending on major capital investments can help drive employment within the local economy. Construction jobs and related positions offer living-wage jobs that can support individuals and families. The City’s Priority Hire program provides training and opportunities for City residents to work on City-funded capital projects. For major capital projects, City contractors are bound by the City’s Community Workforce Agreement, which is intended to increase employment for women, people of color and those living in economically distressed areas of the City through establishment of aspirational and mandatory labor hours for the respective groups. In 2017, the Priority Hire program was expanded to include application on public-private partnership projects with significant City investment such as the Climate Pledge Arena project and the Ocean Pavilion (Seattle Aquarium Expansion) project. Again in 2022, the Priority Hire program will be expanded with \$1 million of funding awarded through the Equitable Communities Initiative Taskforce and \$500,000 of the total investments in workforce development.

Women and Minority Owned Business (WMBE): The City continues to successfully address contracting equity for minority- and women- owned businesses. In 2011, FAS implemented a Citywide requirement on all public work bids and contracts above \$300,000 called the “Public Works WMBE Inclusion Plan” that continues to effectively encourage and enforce commitments by contractors to use WMBE firms. In 2014, FAS launched prompt pay initiatives which our WMBE firms report as very significant and meaningful for their business cash flow. The 2022 Proposed Budget further adds funding added in the 2019 Adopted Budget for FAS to procure technical assistance services for firms interested in doing business with the City, emphasizing assistance to WMBE firms. The objective is to provide WMBE firms with business and technical guidance that helps them compete more successfully for public projects, including better equipping them to participate on Priority Hire projects.

2022-2027 Proposed Capital Improvement Program Summary

The 2022-2027 Proposed CIP totals \$6.98 billion for six years and includes approximately 517 projects¹. Approximately \$4.7 billion of the six-year total, or 68%, are utility projects managed by Seattle City Light (SCL) and Seattle Public Utilities (SPU), and mostly funded by utility rates. The Seattle Department of Transportation’s CIP totals \$1.4 billion (20%) over the six-year period, while the remaining departments (Parks and Recreation, Finance and Administrative Services, Seattle Center, Seattle Public Library, and Seattle Information Technology Department) account for approximately \$822 million, or 12%, of the six-year CIP.

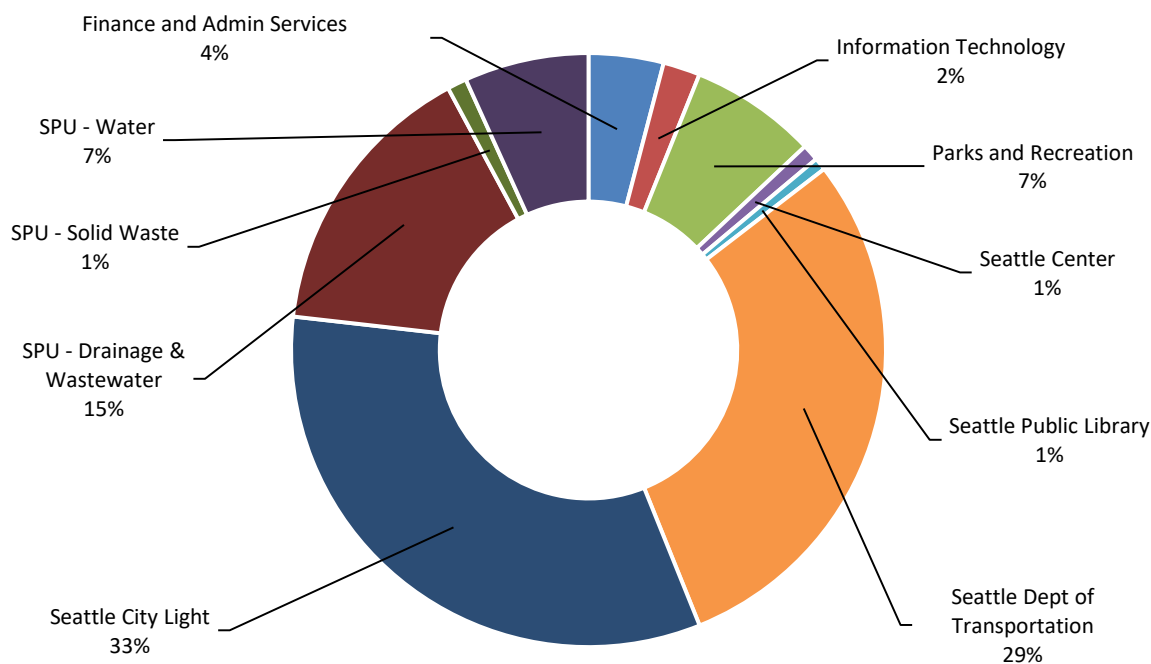
¹ The project total includes all projects with a CIP Project Page in the 2022-2027 Proposed CIP.

2022-2027 Proposed CIP by Department (000s)

Department	2021 Adopted	2022 Proposed	2023-2027 Proposed CIP	2022-2027 Proposed CIP Total
Finance and Admin Services	38,198	56,655	169,855	226,509
Information Technology	37,438	27,985	79,701	107,687
Parks and Recreation	52,970	95,831	296,684	392,514
Seattle Center	7,381	12,651	41,587	54,238
Seattle Public Library	9,237	9,502	31,928	41,430
Seattle Dept of Transportation	364,757	408,254	1,004,389	1,412,643
Subtotal	509,982	610,877	1,624,144	2,235,021
City-owned Utilities				
Seattle City Light	361,815	457,696	2,203,637	2,661,333
SPU - Drainage & Wastewater	278,390	213,919	1,022,721	1,236,639
SPU - Solid Waste	25,299	14,675	51,706	66,381
SPU - Water	116,778	94,154	686,174	780,329
Subtotal	782,282	780,443	3,964,238	4,744,682
City Total	1,292,265	1,391,321	5,588,382	6,979,703

Note: 2021 Adopted totals are based on the 2021-2026 Adopted CIP. Not all funds above are appropriated; see the 2022 Proposed Budget for a list of capital appropriations by department.

2022 Proposed CIP by Department - \$1,391 Million



2022-2027 Proposed Capital Improvement Program

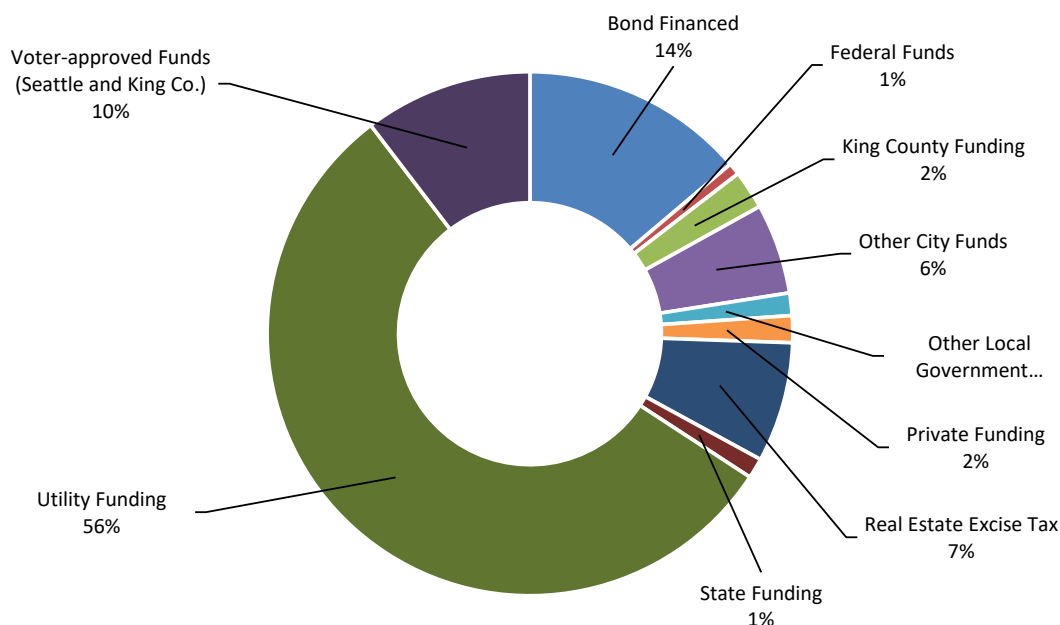
The table below identifies funding sources for the 2022-2027 Proposed CIP by Revenue Source Group

2022-2027 Proposed CIP Revenues (000s)

Revenue Source Group	2021 Adopted	2022 Proposed	2023-2027 Proposed CIP	2022-2027 Proposed CIP Total
Bond Financed	122,393	191,965	175,781	367,746
Federal Funds	56,305	10,348	88,457	98,805
King County Funding	50,833	33,182	42,968	76,151
Other City Funds	47,950	77,637	197,515	275,152
Other Local Government	17,405	19,282	216	19,498
Private Funding	12,814	23,120	73,900	97,019
Real Estate Excise Tax	66,581	103,186	330,315	433,501
State Funding	52,939	17,369	43,813	61,182
Utility Funding	752,230	771,095	3,959,349	4,730,444
Voter-approved Funds (Seattle and King Co.)	112,815	144,137	288,089	432,226
To Be Determined	-	0	387,979	387,979
Grand Total	1,292,265	1,391,321	5,588,382	6,979,703

Note: 2021 Adopted totals are based on the 2021-2026 Adopted CIP.

2022 Proposed CIP by Revenue Source - \$1,391 million



Asset Preservation

A 2002 Asset Preservation Study found that, despite achieving targets recommended by the 1994 Citizens' Capital Investment Committee, the City still lagged behind industry-recommended levels of

investment in asset preservation. The four general government departments involved in the study (Finance and Administrative Services, Seattle Public Library, Seattle Parks and Recreation, and Seattle Center) are responsible for approximately 6.9 million square feet of building space, 2.6 million square feet of parking space, and 240 million square feet of grounds (primarily green space) and multiple work yards. These assets have a replacement value of approximately \$5 billion. Assuming an annual asset preservation funding target of 1.0% of the replacement value for buildings and 0.5% of the replacement value for other assets, the City should be investing about \$58 million per year in asset preservation. These percentage targets are consistent with those used by other jurisdictions that were polled as part of this study's review of best practices.

For 2022, the City will spend a total of \$51 million from the two Real Estate Excise Tax Funds and an additional \$66 million from various other resources on asset preservation for general government infrastructure in parks, libraries, civic buildings, and on the Seattle Center campus. The Department of Transportation will spend an additional \$20 million of REET resources and \$71 million of other transportation resources on infrastructure asset preservation during the 2022 budget period.

Neighborhood Projects

As the City adapts to the impacts of unprecedented growth, and plans for yet further development, a focus on the livability of neighborhoods is essential. The 2022-2027 Proposed CIP reflects this focus, and as highlighted below, supports neighborhood-scale capital investments in several different ways.

Neighborhood Matching Fund

The 2022 Proposed Budget maintains funding to Neighborhood Matching Fund (NMF) grant programs. A number of CIP projects, particularly in the Department of Parks and Recreation, include funding from NMF.

The City created the NMF in 1988 to provide funding to Seattle neighborhood groups and organizations for a broad array of neighborhood-initiated improvement, organizing, or planning projects. Many of these projects also support citywide initiatives such as Race and Social Justice, Youth Violence Prevention, Environment and Sustainability, and Neighborhood Planning. Awards range from a few thousand dollars (Small Sparks projects are up to \$5,000, and the Community Partnership Fund projects range from \$5,001 to \$50,000), and NMF funds can cover all phases of a capital project except property acquisition. The NMF program requires a 1:2 match for capital projects, which means all awards leverage other private and public contributions. Matches consist of volunteer labor, donated materials, professional services, or money. The Department of Neighborhoods administers the granting process.

Art and Design Funding for City Capital Projects - 1% for Art Program

The [1% for Art program](#), established by Seattle Municipal Code Chapter 20.32, requires the City deposit 1% of eligible CIP project budgets in the Municipal Arts Fund for the commission, purchase, and installation of artworks throughout Seattle. The Office of Arts and Culture (ARTS) manages the 1% for Art program and the Municipal Arts Fund.

Municipal Art Fund revenues from the 1% for Art program can fluctuate significantly from year-to-year depending on changes in City capital investments. In 2022, the Municipal Art Fund is estimated to receive approximately \$3.2 million from capital departments for the 1% for Art program, as described below. Actual receipts may vary because of project timing, prior year credits, actual CIP expenditures, and City Council changes to the CIP.

1% for Art Revenues (Estimated)	2022 Proposed
City Light	\$540,000
Seattle Public Utilities	\$1,800,000
Seattle Center	\$10,000
Parks & Recreation	\$20,519
Transportation	\$790,000
Total	\$3,160,519

Design Commission

Established in 1968, the [Seattle Design Commission](#) advises the Mayor, the City Council and appropriate City departments on design and environmental aspects of the City's CIP. Commission members are appointed by the Mayor for a renewable two-year term. Membership is comprised of two licensed architects, one professional fine artist, one appointee from the Get Engaged program, one lay member, and at least one and no more than two from each of the following categories, for a maximum total of five: professional urban planner, professional environmental or urban designer, landscape architect, and licensed professional engineer. The Design Commission is fully funded with funds from the Cumulative Reserve Fund.

Projects eligible for review include any on-or above-grade structure, including buildings and additions to buildings, bridges, park developments, street furniture, and all similar installations. The Commission reviews below-grade structures such as tunnels, arcades and underground passageways that are regularly visible to the public. Projects reviewed by the Commission must be financed in-whole or in-part with City funds, be on land belonging to the City, or be subject to approval by the City. Commission involvement in capital improvement projects begins as early in the planning process as possible, starting with participation in the consultant selection process and continuing through the many stages of project development. This includes project reviews at the scope briefing or pre-design stage, conceptual design, schematic design, design development, and sometimes construction documents stages.

Background of Capital Improvement Program Policy Drivers

As described above, City investments in capital projects are guided by a set of key policies reflecting the City's values and priorities. These policies shape how the City takes care of buildings and infrastructure, invests in capital projects in areas that have accepted growth as envisioned in the City's Comprehensive Plan, preserves the City's historic buildings, supports sustainable building practices, and ensures that all members of the community have access to the economic opportunities capital projects create. The following section details some of these key policies.

Sustainable Building Policy

In February 2000, the City Council adopted a Sustainable Building Policy for the City of Seattle ([Resolution 30121](#)) which articulated the City's commitment to environmental, economic and social stewardship and set the expectation that new municipal facilities meet established green building standards. Specifically, it called for all new construction and major remodel projects over 5,000 square feet to achieve a LEED Silver rating. When adopted, this policy was the first of its kind in the nation and

represented a groundbreaking approach to demonstrating City leadership and transforming the marketplace.

Since 2000, the green building community has experienced exceptional growth in expertise and capacity. Recognizing this change, in 2011 the City passed an updated Sustainable Building Policy ([Resolution 31326](#)). The update represents a comprehensive approach that reflects advances in the green building industry, aligns the policy with the City's increased attention to climate change, addresses a greater range of project types, and ensures that Seattle continues to provide leadership that advances sustainable development in both the public and private sectors. The updated policies include the following requirements.

- For new construction, additions and major renovation projects 5,000 square feet or greater
 - The minimum required green building rating is LEED Gold.
 - There are minimum requirements for energy and water efficiency, construction waste reductions, and bicycle amenities.
- For tenant improvement projects 5,000 square feet or greater, where the scope includes mechanical, electrical, and plumbing:
 - The minimum required green building rating is LEED Gold.
 - There are minimum requirements for water efficiency and construction waste reductions.
- Completion of a Capital Green checklist is required for projects smaller than 5,000 square feet or those otherwise not eligible for a LEED rating.
- City departments are encouraged to test new approaches and standards, such as the Living Building Challenge and the Sustainable Sites Initiative.
- Annual reporting of performance under the policy is required by March 31st of each year.

Additionally, the resolution directs City departments to evaluate and improve existing standards and processes that relate to tenant improvements, leasing, and site management.

City of Seattle Comprehensive Plan

The Comprehensive Plan is a 20-year vision and roadmap for Seattle's future. The plan guides City decisions on where to focus development for new jobs and households, how to improve our transportation system, and where to make capital investments such as utilities, sidewalks, and libraries. The Plan is the framework for most of Seattle's big-picture decisions on how to grow. The latest update of the City's Comprehensive Plan "[Seattle 2035](#)" was passed by the City in October 2016. The City began the process of updating its Comprehensive Plan in 2021 and the work is scheduled to be complete in 2023.

The Comprehensive Plan helped inform the development of the 2022-2027 Proposed CIP as departments have taken special note of capital projects in neighborhoods targeted for substantial growth in the future or that have received substantial growth in the last few years. This effort is intended to make sure areas receiving growth have the appropriate physical infrastructure to accommodate such growth, while balancing the major maintenance of existing facilities, such as power distribution systems, pipes, community centers, swimming pools, libraries, and streets that are located throughout the City, not just in targeted growth areas.

Federal and State Regulatory Requirements

The City's utilities have several facility projects in their Capital Improvement Programs to meet federal and state regulatory requirements. The City of Seattle must abide by the City's two National Pollutant Discharge Elimination System (NPDES) permits, one for storm water and one for combined sewer system. The City is required, for example, to invest hundreds of millions of dollars in the combined sewer/storm water system over the next several years to control the number of combined sewer overflows (CSOs) into receiving bodies of water, including Lake Washington and Puget Sound. This is per a CSO Consent Decree with the Environmental Protection Agency (EPA) and the Department of Ecology (DOE), which outlines how the City will become compliant with EPA and DOE regulatory requirements regarding sewage releases from the city conveyance system.

City Light operates its hydroelectric dams and powerhouses under licenses from the Federal Energy Regulatory Commission. Licenses include Settlement Agreements that require City Light to perform protection, mitigation and enhancement activities. City Light is currently completing mitigation under the current Skagit license (expires in 2025); is well under way with Boundary License implementation; and began the process for obtaining a new Skagit license in 2019.

City Light also complies with a wide range of permitting requirements and environmental regulations. Examples include the mitigation of soil contamination at former substations, and ongoing environmental mitigation in the Endangered Species Act project. Street-use permits and regulations are a major part of City Light projects that expand and repair the electric distribution system.

Endangered Species Compliance

The Cedar River Watershed Habitat Conservation Plan (HCP) is a 50-year, ecosystem-based plan that was prepared to address the declining populations of salmon, steelhead and other species of fish and wildlife in the Cedar River basin. The HCP was prepared under the Endangered Species Act and is designed both to provide certainty for the City of Seattle's drinking water supply and to protect and restore habitats of 83 species of fish and wildlife that may be affected by the City of Seattle's water supply and hydroelectric operations on the Cedar River. Seattle Public Utilities is continuing to implement its commitments under the HCP, which include downstream habitat protection and restoration, upland forest restoration, logging road decommissioning, and ongoing monitoring. City Light is also acquiring salmon habitat in the Green/Duwamish, Skagit, and Snohomish watersheds.

Americans with Disabilities Act

The United States Department of Justice (DOJ) conducted an audit of select City of Seattle facilities, practices and procedures, in order to assess City compliance with the Americans with Disabilities Act (ADA), and reported its findings to the City. While the City is largely in compliance, there are some elements within facilities that the DOJ has requested that the City update or alter to improve accessibility for individuals with disabilities. The City is working on an update to its ADA Transition Plan that will guide the development of a long-term strategy that manages the City's most critical public-facing ADA deficiencies first and maximizes accessibility to the greatest extent possible.

A project manager in FAS coordinates and oversee implementation of ADA improvements in certain City facilities, determines and reports compliance to DOJ, and reviews and modifies as needed the facilities design and construction process with regard to the ADA. The City is in the process of moving towards a new approach to ADA improvements in which these improvements are included in ongoing maintenance and other remodeling work.

In order to provide additional proactive monitoring of compliance with ADA standards for new capital projects, the City added staffing dedicated to monitoring ADA compliance of new projects. All capital departments have a specific ADA coordinator and large departments such as Department of Parks and Recreation, SDOT, FAS have dedicated ADA staffing.

Historic Preservation

Seattle's commitment to historic preservation began with citizen efforts in the 1960s to block the demolition of two of Seattle's oldest neighborhoods—Pike Place Market and Pioneer Square. Both neighborhoods were threatened with proposals that would have irreversibly changed the character of the districts. The Pike Place Market was faced with an Urban Renewal Plan that would have demolished it, while Pioneer Square was threatened with a major roadway project. In 1970, the City Council created the Pioneer Square Preservation District, Seattle's first historic district. Then, in 1971, voters approved an initiative to create the Pike Place Market Historical District. In 1973, the City Council adopted a Landmarks Preservation Ordinance to safeguard properties of historic and architectural significance throughout the City. Today, Seattle's Historic Preservation Program encompasses eight historic districts located across the City and more than 400 designated landmarks. The City currently owns or maintains many of those landmarks, including libraries, park buildings, and fire stations.

Parks and Recreation

Overview

Seattle Parks and Recreation (SPR) manages more than 6,400+ acres of park land, extensive natural areas, and over 485 parks. SPR provides athletic fields, tennis courts, play areas, specialty gardens, and more than 25 miles of boulevards and 120 miles of trails. The system comprises about 12% of the city's land area. SPR also manages many facilities, including 26 community centers, eight indoor swimming pools, two outdoor (summer) swimming pools, three environmental education centers, two small craft centers, four golf courses, an outdoor stadium, and much more.

Seattle's parks and recreation system provides numerous benefits to the people of Seattle—healthy people, a healthy environment, and strong communities. These benefits are grounded in SPR's values of access, opportunity, sustainability and equity and underlie the outcomes SPR aims to achieve. For Seattle to remain a vibrant city that is attractive to residents, visitors and businesses, it needs to maintain a great park system with healthy open spaces and meaningful recreational opportunities—which is why supporting Seattle's parks and recreation system is so vital.

Thematic Priorities

SPR's Capital Improvement Program (CIP) is focused on promoting healthy people, a healthy environment, and strong communities by preserving, enhancing, and expanding the physical assets where all of the people of Seattle can play, learn, contemplate, and build community. As described in the Project Selection Criteria section, SPR uses an Asset Management Plan which measures each identified capital project by criteria including safety, asset preservation, race and social justice, legal obligation, and improvements in efficiency to set priorities for capital projects. Each of these criteria is a direct reflection of SPR's core values of access, opportunity, sustainability, and equity.

Aligning Capital Investments with Growth and/or Community Planning

Seattle's Comprehensive Plan, "Seattle 2035," is a 20-year vision and roadmap for Seattle's future that guides City decisions on where to build new jobs and housing, how to improve the transportation system and where to make capital investments such as utilities, sidewalks, parks and open space and libraries. The Comprehensive Plan is the framework for most of Seattle's big-picture decisions on how to grow while preserving and improving our neighborhoods. The plan brings forward **race and social equity** as foundational core value which SPR also leverages in our capital planning efforts.

SPR updated the six-year **Parks and Open Space Plan** in 2017 to be consistent with Seattle 2035 among other planning efforts. The Plan is required by the Washington State Recreation and Conservation Office (RCO) to maintain the City's eligibility for state grants and funding programs supporting outdoor recreation development and open space acquisition. The next update of the plan will be due in 2023 with work starting in 2022 which will also align with SPR's Strategic Plan and CAPRA efforts. The planning efforts will continue to focus on developing an accessible and integrated open space and recreation system in Seattle in tandem with any amendments to the City's Comprehensive Plan.

Light Rail Station Planning, SPR's Planning and Development staff are involved in regional planning for new high capacity transit to North Seattle. Sound Transit's Lynwood Link Extension will extend service north to Lynnwood including light rail stations at NE 130th Street and NE 148th Street (recently renamed the Shoreline South/148th Station). Bus rapid transit service, connecting the Shoreline South/148th Station to Bothell, will include several stations in Seattle along NE 145th Street. SPR will be considering impacts like the growing population in the station area in the design of Lake City Community Center; potential parking restrictions needed at public spaces near light rail stations (Jackson Park Golf Course, Northacres Park, Helene Madison Pool) to increase parking

availability for visitors and ensure parking is not used by all-day commuters; Sound Transit's reforestation plans, among others.

SPR is also engaged in Citywide planning for ST3 as most alignments under discussion impact SPR land.

Seattle's Climate Action Plan provides a framework for meeting Seattle's climate protection goals, including the overarching goal of becoming carbon neutral by 2050. SPR's role involves maximizing the benefits of the bicycle and pedestrian master plans, meeting building energy plan goals, such as LEED compliance, and working towards urban forest restoration goals, such as those outlined in the Green Seattle Partnership.

SPR is also committed to developing and managing an environmentally sustainable park system. This means using energy and utilities with conservation in mind in all facilities, effectively managing the use of water for irrigation and other purposes, creating efficiently maintained landscapes, and operating clean and safe park facilities.

SPR Strategic Plan/Park District/Lines of Business

In March 2020, SPR completed a long-range Strategic Plan identifying goals to guide our work in 2020-2032. Since this plan was completed, the department's priority has been on pandemic response and recovery. To make this plan relevant to our day-to-day work going forward, SPR is identifying near-term priorities that focus on pandemic and economic recovery for BIPOC communities experiencing disproportionate impact. In 2022, SPR will generate a 3-5-year action plan with specific goals and targets to focus current capital and operating resources and services and identify funding gaps. This work will inform 2023 capital and operating Park District investments which may shift the department's capital and programmatic budgets to better serve current community needs through an equity lens.

CAPRA Accreditation

The Commission for Accreditation of Park and Recreation Agencies (CAPRA) is a parks and recreation agency accreditation process that helps departments throughout the nation understand and meet NRPA's industry standards for a high-quality department. CAPRA requires a deep evaluation of all policies, plans, processes, procedures, programs, and services in SPR's portfolio to center equity, healthy people, healthy environment, and strong communities.

A multi-year effort, the first tasks include an equity analysis of SPR lines of business, an inventory of existing policies, plans, processes, procedures, programs, and services, and the creation of an action plan for the official CAPRA process included in the strategic planning effort described above.

For the line of business equity analysis, the department is researching the historical harm parks and recreation systems (including SPR) have done to marginalized communities. During the Strategic Plan outreach, the department will share lessons learned with marginalized communities and ask them what SPR can change to avoid doing harm in the future. CAPRA-related work will continue beyond 2022 and will include a two-year formal accreditation process.

Project Selection Criteria

SPR uses an Asset Management Plan (AMP) to identify and rank necessary major maintenance projects.

The AMP is a set of projects to address facility needs. SPR identifies projects through ongoing condition assessments, consultant studies, work order analyses (to identify key problem areas), and intradepartmental information sharing of facility maintenance issues and needs. Every two years, SPR reviews and updates the

AMP. While SPR's planning staff prepares and coordinates the AMP planning process and documents development, the process involves a collaborative approach throughout the department to develop project scopes and budget estimates.

Typically, department staff score and rank all of the projects included in the asset management plan using the following six criteria:

Code Requirements: The project brings a facility or element up to federal, state, and Seattle code requirements (such as ADA, water quality, or fire suppression) or meets other legal requirements.

Life Safety: The project will eliminate a condition that poses an imminent threat of injury. Examples of safety hazards are lack of seismic elements, failing piling, outdated play equipment, emergency management elements, or a documented environmental health hazard.

Facility Integrity: The project will help keep the facility operational and extend its life cycle by repairing, replacing, and renovating systems and elements of the facility, including building envelope (roof, walls, windows), electrical, plumbing, storm and sewer line replacement, and synthetic turf replacement.

Improve Operating Efficiency: The project will result in reduction of operating and maintenance costs including energy and water savings and climate mitigation strategies.

Equity: The project will preserve or enhance an asset which serves low income and racially diverse communities.

Other: Projects that have a unique element (e.g. leverage other funds) and/or are known needs that do not fit the other priorities.

Projects are prioritized based on the criteria above and are budgeted based on their projected spend. Many of our projects last at least two years. Less money is required in the first year/or years of a discretionary project during the Planning and Design phases than for Construction in the later years, and the budget is planned accordingly. When project timelines shift; due to a variety of factors; funding is adjusted to align with the revised spending projections.

2022-2027 CIP Highlights

SPR's 2022-2027 CIP budget is \$95.8 million in 2022 and reflects a wide range of discrete projects and ongoing programs with a mix of funding sources. The 2022 Proposed CIP begins to restore funding to SPR's 6-year plan following significant reductions in 2020 and 2021 resulting from the COVID-19 pandemic.

Due to the magnitude of the reductions to SPR's CIP in both 2020 and 2021, not all projects that were cut will be restored and some projects are still delayed. SPR prioritized projects with a focus on BIPOC communities resulting in the realignment of some funds. See below for details.

2022: Key Changes by Fund

Real Estate Excise Tax (REET): In the 2021 Adopted CIP, SPR's REET funding was reduced by 46.5%, amounting to \$19.3 million, with the total 2021-2026 6-year reduction totaling \$51M. The reductions impacted major maintenance, athletic field conversions, acquisitions, community center rehabilitation and development, comfort station and play area renovations, ADA, and urban forestry. Additionally, such deep cuts led to the full

Seattle Parks and Recreation

or partial elimination of funding for many of SPR's ongoing programs (i.e., boilers, ballfield lighting, play area safety, electrical systems, landscape renovation, trails, irrigation systems, etc.)

In recognition of these unsustainable reductions, the proposed CIP invests nearly \$22.9 million of REET in 2022 as described below:

CIP Project / Sub Project	Census Tract RSEI Value	2022 REET
Fund Restoration		
Major Maintenance Backlog & Asset Management	Citywide	700,000
Parks & Open Space Plan	Citywide	120,000
Siemens HVAC Monitoring System Upgrade	Citywide	250,000
Rainier CC Play Area Renovation	Highest Need/Disadvantage	400,000
Emergency Management Projects	Highest Need/Disadvantage	459,000
Magnuson Park Junior League Play Area	Middle Need/Disadvantage	600,000
Mount Baker Comfort Station Renovation	Highest Need/Disadvantage	720,000
Boat Ramps Renovations (Don Armeni and Stan Sayres)	Disadvantage Citywide	1,600,000
Maple Wood Playfield Renovations	Highest Need/Disadvantage	1,000,000
Be'er Sheva Park Renovation	Highest Need/Disadvantage	250,000
Outdoor Sport Court Renovation Program	Citywide	50,000
Roof & Building Envelope Program	Multiple	600,000
Boiler and Mechanical System Replacement Program	Citywide	200,000
Mt Baker Bathhouse and Accessible Beach Renovation	Second Highest Need/Disadvantage	2,000,000
Garfield Playfield Renovation	Second Highest Need/Disadvantage	1,000,000
South Park Campus Improvements	Highest Need/Disadvantage	1,000,000
Community Center Rehabilitation & Development		
South Park Community Center	Highest Need/Disadvantage	1,000,000
Soundview Athletic Field Conversion	Second Lowest Need/Disadvantage	(2,314,000)
Boat Moorage Restoration	Second Lowest Need/Disadvantage	2,314,000
Carkeek Park Pedestrian Bridge Replacement	Second Highest Need/Disadvantage	2,214,000
Neighborhood Response Program	Citywide	50,000
ADA Program	Multiple	2,500,000
Other/Partnerships		
Major Projects Challenge Fund	Multiple	500,000
Green Lake Small Craft Center	Lowest Disadvantage	750,000
Major Maintenance Backlog & Asset Management		
Outdoors For All	Middle Need/Disadvantage	1,500,000
Municipal Energy Efficiency Projects	Citywide	847,000
Pier 58 Replacement	Second Highest Disadvantage	3,000,000
Technical Adjustments for Debt-Service Payments	N/A	-411,000
Total REET Restoration		22,899,000

Seattle Parks and Recreation

SPR prioritized their restored REET funding with a focus on equity¹. 60% of the restored funding in 2022 will be used for projects in census tracts identified as 'Highest or Second Highest Need/Disadvantaged' by OPCD's Race and Social Equity Index. Approximately 36% are citywide programs, and the remaining 4% will be used for projects in the Middle Need/Disadvantaged tracts.

Seattle Park District (MPD): In the 2021 Adopted CIP, \$11 million of Park District capital funds were used to offset losses in Parks' operating fund and the General Fund, resulting in capital project delays and a \$7.7 million ongoing reduction to Parks' budget for major maintenance (-\$4.4 million), major projects challenge fund (\$-1.8 million), and acquisitions (-\$1.5 million). The 2022 Proposed CIP restores MPD funding to these projects and then realigns \$5.4 million to cover inflation-based operating costs and fund new equity investments. See the table below and the 2022 Proposed Operating budget for more details on these changes:

Capital Project / Operating Initiative	2022 MPD Amount	Realignment
Major Maintenance Backlog & Asset Management	4,400,000	(4,100,000)
Central Costs/AWI		3,100,000
Utilities		1,000,000
Major Projects Challenge Fund	1,800,000	(300,000)
MPCF to Equity Fund Transition		300,000
Acquisitions	1,500,000	(1,000,000)
Workforce Equity Investments		1,000,000
Total	7,700,000	(5,400,000)

In addition to these changes, the 2022 Proposed CIP makes technical adjustments to the Park District capital budget to align with the 2022 MPD spending plan; these changes primarily impact the Lake City Community Center Improvements and the Parks Central Waterfront Piers Rehabilitation projects. See Key Changes by Project section for more details.

Cumulative Reserve Subfund (CRS-U) and Park Fund (10200): The 2022 Proposed CIP also includes \$5 million of CRS-U and \$6 million of Park Fund appropriations for various projects as described below.

2022: Key Changes by Project

Capital Project	2022 Changes	2022 Total Budget	Notes
ADA Compliance	+\$2.5M REET	\$4,000,000	To address citations at multiple locations.
Boat Moorage Restoration	+\$2.3M REET	\$2,314,000	Funds needed for construction at Leschi.
Community Center Rehabilitation & Development	+\$1M REET	\$2,678,013	Part of a package of investments in SPR's CIP for South Park Community Center and Campus.
Develop 14 New Parks at Land-Banked Sites	+\$3.5M Park Fund	\$3,500,000	Partial restoration of COVID-related cut using one-time Park Fund balance.

¹ These numbers exclude the \$1.5 million commitment to Outdoors For All which is not considered part of SPR's "restored REET funding".

Seattle Parks and Recreation

Lake City Community Center Improvements	-\$5M MPD +5M Park Fund Reserve	-	Shifts MPD funding to 2023 to align with MPD spend plan and adds a reserve in the Park Fund for future appropriation to align with project timeline.
Major Maintenance Backlog and Asset Management	+\$11.5M REET; +\$2M CRS-U; +\$160,000 MPD	\$28,632,086	REET funds multiple projects as described above including \$1M for Outdoors for All; CRS-U funding for site-restoration; MPD supplements base funding for projects.
Major Projects Challenge Fund	+\$1.25M REET; +\$1.5M MPD	\$2,760,253	Funds will be distributed to Green Lake Small Craft Center and South Park Community Center and Campus and potentially new Equity Fund.
Municipal Energy Efficiency Program	+\$847,000 REET	\$847,000	Funds multiple projects in coordination with OSE and FAS
Neighborhood Response Program	+\$50,000 REET	\$250,000	Restores COVID-related cut.
Park Land Acquisition and Leverage Fund	+\$1M Park Fund; +\$500,000 MPD	\$2,581,566	\$1.5 million MPD funding was restored following budget cuts in 2020 and 2021. \$1 million is proposed to be realigned to support SPR equity initiatives. One-time Park Fund balance is appropriated to offset that realignment and replenish SPR's fund for acquisitions.
Parks Central Waterfront Piers Rehabilitation	+\$1.5M Park Fund; +\$3M REET; +\$3M CRS-U; +\$936,000 MPD	\$15,213,192	Includes funding for Pier 58 and Pier 63 as well as updates to align with the waterfront and MPD spend plans. The \$1.5 million Park Fund add is backed by grant revenue.
Soundview Athletic Field Conversion	- \$2.3M REET	-	Shifts funding to 2023 and 2024 to align with project timing.
South Park Campus Improvements	+\$1M REET	\$1,000,000	Part of a package of investments in SPR's CIP for South Park Community Center and Campus.
Carkeek Park Bridge Replacement Project	+\$2.2M REET	\$2,214,000	Emergent need before current bridge has to close.

2022: Other Changes

The 2022-2027 Proposed Capital Improvement Program includes other technical and/or budget neutral adjustments including:

- Aligning debt service payments with the actual debt service schedule; and
- Balancing the Park District capital budget by initiative to align with the 2022 MPD spending plan.

2022-2027 Proposed Capital Improvement Program

CIP Revenue Sources

Funds for the development of the system and for ongoing asset management come from a variety of sources. The two largest funding sources for Park's capital work are typically the Park District and REET. The majority of the remaining funding comes from Community Development Block Grants, the Central Waterfront Improvement Fund, King County, and General Fund to pay debt service. Other funding includes the 2008 Parks and Green Spaces Levy, the Cumulative Reserve Subfund, and other special fund sources, grants, and private donations.

Seattle Park District

In August 2014, the voters of Seattle passed a ballot measure creating the Seattle Park District (a metropolitan park district). The Park District is a taxing authority and provides an ongoing revenue source to fund increased parks and recreation services and capital projects. The Park District has the same boundaries as the City of Seattle. The City Council members, acting *ex officio* and independently, comprise the governing board (the District Board). The first cycle of the Park District spanned from 2015-2020 (and then was extended through 2022). Planning for the second cycle is delayed due to the COVID-19 pandemic. In 2021, the Park District maintained its 2020 funding level but with a greater proportion of the budget going towards SPR's operating costs. Capital projects that continue to be delayed or deferred due to this change will be reevaluated for future funding as part of the next 6-year Park District planning process set to begin in 2022 for the 2023-2028 cycle.

Real Estate Excise Taxes (REET)

REET funding is used for asset preservation purposes. In addition to the key investments highlighted above, REET is used to address various ongoing capital programs, such as boiler replacement, electrical system upgrades, small irrigation upgrades, trail maintenance, athletic field and ballfield turf maintenance and improvements, small roofing replacement, paving restoration, landscape and forest restoration, and others. It also funds replacement of aging field lighting systems and certain aquarium infrastructure projects. Due to significant revenue losses in the REET fund resulting from the COVID-19 pandemic, SPR's REET allocation was reduced across the 2020-2026 CIP. Priorities for restoration of REET funding is described above. Project funding may be further reinstated in future years when REET revenues recover, or as part of the next 6-year planning process for the Park District.

2008 Parks and Green Spaces Levy

The 2008 Parks and Green Spaces Levy was a six-year \$145.5 million levy intended to acquire, develop, or restore, existing or new, parks, recreation facilities, cultural facilities, green spaces, playfields, trails, community gardens, and shoreline areas. This levy ended in 2014 but continues to collect revenues on delinquent property taxes. The capital budget does not include any new appropriations of levy funds, but SPR continues to spend down existing appropriations.

Summary of Upcoming Budget Issues and Challenges

Waterfront

Pier 63 is one of two historic piers that make up Pier 62/63 Park on the Waterfront. This is the park that used to host the Concerts on the Pier. It was originally slated to be replaced as part of the Waterfront program with Pier 62, however, due to a lack of funding was removed from the program several years ago. In addition, due to continued structural deterioration, Pier 63 was closed to the public during Pier 62 replacement and emergency shoring was added to the Pier to keep it from having a catastrophic failure.

This change request adds \$3 million of CRS-U funds and \$1.5 million reimbursable funding authority for a state grant provided in the 2023-2025 State Capital Budget to demolish Pier 63 without replacement. Replacing the Pier is expected to cost over \$30 million. Demolishing the pier without replacement is recommended as the

most cost-effective path for the Pier and maintaining public safety. In addition, demolishing the pier provides environmental benefits by reducing overwater coverage on Elliott Bay and removing creosote treated wooden piles. An additional benefit is that SPR and the Office of the Waterfront and Civic Projects are working with permitting agencies to develop a process for 'banking' mitigation credits for removal of overwater coverage that could be used for other City projects at waterfront projects throughout Seattle.

Replacement of Pier 58 is another goal of the Waterfront Seattle program. Replacement of this SPR facility is funded primarily through funds from the Waterfront Local Improvement District (LID) and Friends of Waterfront Seattle. In 2020, the Office of the Waterfront and Civic Projects worked with SPR and SDOT to conduct an emergency removal of the pier. This change request adds \$3 million of additional REET funds to partially address a 7.5% increase (\$5 million) in the estimated project cost.

Gas Works Park

Additional in-water remediation work at Gas Works Park is still being planned with the project costs split between SPR and SPU. While this issue does not impact the 2022 budget, this is a future liability which SPR will continue to monitor.

ADA Barrier Removal Schedule

Addressing identified access issues in alignment with the ADA Barrier Removal Schedule (BRS) coupled with SPR's ongoing ADA work far exceeds the historic annual funding. Based on a conceptual level planning estimate, to address the BRS, SPR would need \$3.8 million annually over the next 20 years; this only addresses the BRS issues, not the total ADA needs across the entire parks and recreation system. A long-term solution to this issue will be considered as part of the next Park District cycle.

Park District

Restoring the REET and Park District cuts across SPR's CIP will place a significant burden on the next cycle of the Park District, which already has a number of commitments and unfunded needs. The Seattle Park District 6-year planning cycle was put on hold for two years due to the COVID-19 pandemic, with funding maintained at 2021 levels in the 2022 Proposed Budget. Planning for the next cycle (2023-2028) is set to begin in 2022.

Seattle Asian Art Museum Renovation

Project No:	MC-PR-11002	BSL Code:	BC-PR-10000
Project Type:	Discrete	BSL Name:	2008 Parks Levy
Project Category:	Rehabilitation or Restoration	Location:	1400 Prospect ST
Current Project Stage:	Stage 6 - Closeout	Council District:	Council District 3
Start/End Date:	2011 - 2022	Neighborhood District:	East District
Total Project Cost:	\$19,000	Urban Village:	Not in an Urban Village

This project provides REET funds to support the renovation of the city-owned Seattle Asian Art Museum in Volunteer Park in partnership with the Seattle Art Museum and other related work.

Resources	LTD Actuals	2021 Revised	2022	2023	2024	2025	2026	2027	Total
Real Estate Excise Tax I	15,168	32	-	-	-	-	-	-	15,200
Real Estate Excise Tax II	3,800	-	-	-	-	-	-	-	3,800
Seattle Voter-Approved Levy	-	-	-	-	-	-	-	-	-
Total:	18,968	32	-	-	-	-	-	-	19,000
Fund Appropriations / Allocations ¹	LTD Actuals	2021 Revised	2022	2023	2024	2025	2026	2027	Total
2008 Parks Levy Fund	-	-	-	-	-	-	-	-	-
REET I Capital Fund	15,168	32	-	-	-	-	-	-	15,200
REET II Capital Fund	3,800	-	-	-	-	-	-	-	3,800
Total:	18,968	32	-	-	-	-	-	-	19,000

O&M Impacts: NA

Green Space Acquisitions- 2008 Parks Levy

Project No:	MC-PR-12001	BSL Code:	BC-PR-10000
Project Type:	Ongoing	BSL Name:	2008 Parks Levy
Project Category:	New Facility	Location:	Citywide
Current Project Stage:	N/A	Council District:	Multiple
Start/End Date:	N/A	Neighborhood District:	Multiple
Total Project Cost:	N/A	Urban Village:	Multiple

This project provides for acquisition of properties to fill gaps in existing public ownership and preserve continuity in existing public ownership. The project scope targets acquisitions in the following designated green spaces: Arroyos Natural Area, East Duwamish Greenbelt, Northeast Queen Anne Greenbelt, Ravenna Woods, Thornton Creek Watershed, and West Duwamish Greenbelt. These acquisitions will enhance livability and increase opportunities for the public to enjoy nature. They also implement the Parks Strategic Action Plan by encouraging long-term stewardship of natural resources. Levy funds are expected to be supplemented by grants and funds from other sources for these acquisitions. This project is part of the 2008 Parks Levy.

Resources	LTD Actuals	2021 Revised	2022	2023	2024	2025	2026	2027	Total
Interest Earnings	305	-	-	-	-	-	-	-	305
Seattle Voter-Approved Levy	9,181	5	-	-	-	-	-	-	9,186
Total:	9,486	5	-	-	-	-	-	-	9,491
Fund Appropriations / Allocations¹	LTD Actuals	2021 Revised	2022	2023	2024	2025	2026	2027	Total
2008 Parks Levy Fund	9,181	5	-	-	-	-	-	-	9,186
Open Spaces & Trails Bond Fund	305	-	-	-	-	-	-	-	305
Total:	9,486	5	-	-	-	-	-	-	9,491

O&M Impacts: NA

¹Funds are appropriated through the Adopted Budget at the Budget Summary Level. All Amounts shown above are in thousands of dollars

Major Parks- 2008 Parks Levy

Project No:	MC-PR-13001	BSL Code:	BC-PR-10000
Project Type:	Ongoing	BSL Name:	2008 Parks Levy
Project Category:	Improved Facility	Location:	Citywide
Current Project Stage:	N/A	Council District:	Multiple
Start/End Date:	N/A	Neighborhood District:	Multiple
Total Project Cost:	N/A	Urban Village:	Not in an Urban Village

The project provides a contingency for Major Parks projects on a case-by-case basis, subject to Department recommendations. General costs applicable to all projects, such as interest on borrowed funds, may be paid from this project. This project is part of the 2008 Parks Levy.

Resources	LTD Actuals	2021 Revised	2022	2023	2024	2025	2026	2027	Total
Seattle Voter-Approved Levy	14	-	-	-	-	-	-	-	14
Total:	14	-	-	-	-	-	-	-	14
Fund Appropriations / Allocations ¹	LTD Actuals	2021 Revised	2022	2023	2024	2025	2026	2027	Total
2008 Parks Levy Fund	14	-	-	-	-	-	-	-	14
Total:	14	-	-	-	-	-	-	-	14

O&M Impacts: NA

Neighborhood Park Acquisitions- 2008 Parks Levy

Project No:	MC-PR-14001	BSL Code:	BC-PR-10000
Project Type:	Ongoing	BSL Name:	2008 Parks Levy
Project Category:	New Facility	Location:	Multiple Locations
Current Project Stage:	N/A	Council District:	Multiple
Start/End Date:	N/A	Neighborhood District:	Multiple
Total Project Cost:	N/A	Urban Village:	Multiple

This project provides for acquisition of property to create new urban parklands in Seattle's most densely-developed neighborhoods as identified in Seattle Parks and Recreation's 2006 Gap Analysis. New park land acquisition enhances livability and increases opportunities for the public to enjoy the outdoors. The acquisitions also implement the Parks Strategic Action Plan. Levy funds are expected to be supplemented by grants and funds from other sources and are not expected to be sufficient to complete acquisitions in all the targeted areas. This project is part of the 2008 Parks Levy.

Resources	LTD Actuals	2021 Revised	2022	2023	2024	2025	2026	2027	Total
Seattle Voter-Approved Levy	22,602	1,804	-	-	-	-	-	-	24,406
Total:	22,602	1,804	-	-	-	-	-	-	24,406
Fund Appropriations / Allocations ¹	LTD Actuals	2021 Revised	2022	2023	2024	2025	2026	2027	Total
2008 Parks Levy Fund	22,602	1,804	-	-	-	-	-	-	24,406
Total:	22,602	1,804	-	-	-	-	-	-	24,406

O&M Impacts: NA

Opportunity Fund Acquisitions- 2008 Parks Levy

Project No:	MC-PR-15001	BSL Code:	BC-PR-10000
Project Type:	Ongoing	BSL Name:	2008 Parks Levy
Project Category:	New Facility	Location:	Citywide
Current Project Stage:	N/A	Council District:	Multiple
Start/End Date:	N/A	Neighborhood District:	Multiple
Total Project Cost:	N/A	Urban Village:	Not in an Urban Village

This project provides funding to cover the costs of pre-acquisition activities (including planning, title searches, appraisals, negotiations, and community involvement) associated with acquisitions of specified real property as approved for the Opportunity Fund of the levy. Acquisitions will be authorized and funded through separate legislative action. This project is part of the 2008 Parks Levy.

Resources	LTD Actuals	2021 Revised	2022	2023	2024	2025	2026	2027	Total
Seattle Voter-Approved Levy	7,875	574	-	-	-	-	-	-	8,450
Total:	7,875	574	-	-	-	-	-	-	8,450
Fund Appropriations / Allocations¹	LTD Actuals	2021 Revised	2022	2023	2024	2025	2026	2027	Total
2000 Parks Levy Fund	1,975	-	-	-	-	-	-	-	1,975
2008 Parks Levy Fund	5,900	574	-	-	-	-	-	-	6,475
Total:	7,875	574	-	-	-	-	-	-	8,450

O&M Impacts: NA

Opportunity Fund Development- 2008 Parks Levy

Project No:	MC-PR-15002	BSL Code:	BC-PR-10000
Project Type:	Ongoing	BSL Name:	2008 Parks Levy
Project Category:	Improved Facility	Location:	Citywide
Current Project Stage:	N/A	Council District:	Multiple
Start/End Date:	N/A	Neighborhood District:	Multiple
Total Project Cost:	N/A	Urban Village:	Not in an Urban Village

The project provides a contingency for Opportunity Fund projects on a case-by-case basis, subject to Department recommendations. General costs applicable to all projects, such as interest on borrowed funds, may be paid from this project. Specific projects will be authorized and funded through separate legislative action. This project is part of the 2008 Parks Levy.

Resources	LTD Actuals	2021 Revised	2022	2023	2024	2025	2026	2027	Total
King County Voter-Approved Levy	-	-	-	-	-	-	-	-	-
Seattle Voter-Approved Levy	156	14	-	-	-	-	-	-	169
Total:	156	14	-	-	-	-	-	-	170
Fund Appropriations / Allocations¹	LTD Actuals	2021 Revised	2022	2023	2024	2025	2026	2027	Total
2008 Parks Levy Fund	156	14	-	-	-	-	-	-	169
King County Parks Levy Fund	-	-	-	-	-	-	-	-	-
Total:	156	14	-	-	-	-	-	-	170

O&M Impacts: NA

¹Funds are appropriated through the Adopted Budget at the Budget Summary Level. All Amounts shown above are in thousands of dollars

Northwest Native Canoe Center Development

Project No:	MC-PR-15010	BSL Code:	BC-PR-10000
Project Type:	Discrete	BSL Name:	2008 Parks Levy
Project Category:	Improved Facility	Location:	860 Terry AVE N
Current Project Stage:	Stage 3 - Design	Council District:	Council District 3
Start/End Date:	2014 - 2022	Neighborhood District:	Magnolia/Queen Anne
Total Project Cost:	\$750	Urban Village:	South Lake Union

This project, part of the 2008 Parks Levy Opportunity Fund, develops a carving shed which includes a living roof, and installs a carved "Welcome" figure on the beach. The project provides insight into distinctive varieties of Native American culture in a location at Lake Union where Native carvers are safe, and the public is welcome. This is the first phase of a two building development.

Resources	LTD Actuals	2021 Revised	2022	2023	2024	2025	2026	2027	Total
Seattle Voter-Approved Levy	93	657	-	-	-	-	-	-	750
Total:	93	657	-	-	-	-	-	-	750
Fund Appropriations / Allocations¹	LTD Actuals	2021 Revised	2022	2023	2024	2025	2026	2027	Total
2008 Parks Levy Fund	93	657	-	-	-	-	-	-	750
Total:	93	657	-	-	-	-	-	-	750

O&M Impacts: NA

Othello Park Improvements

Project No:	MC-PR-15011	BSL Code:	BC-PR-10000
Project Type:	Discrete	BSL Name:	2008 Parks Levy
Project Category:	Improved Facility	Location:	4351 S Othello ST
Current Project Stage:	Stage 6 - Closeout	Council District:	Council District 2
Start/End Date:	2014 - 2022	Neighborhood District:	Southeast
Total Project Cost:	\$639	Urban Village:	Not in an Urban Village

This project, part of the 2008 Parks Levy Opportunity Fund, renovates the play area and basketball courts, installs benches and games tables, prepares P-Patches, and adds rain gardens and bio-swales to address drainage. This project also includes way-finding markers embedded in the walking paths. Renovations improve safety in the park and help the park function better as a neighborhood and community gathering spot.

Resources	LTD Actuals	2021 Revised	2022	2023	2024	2025	2026	2027	Total
Seattle Voter-Approved Levy	635	4	-	-	-	-	-	-	639
Total:	635	4	-	-	-	-	-	-	639
Fund Appropriations / Allocations¹	LTD Actuals	2021 Revised	2022	2023	2024	2025	2026	2027	Total
2008 Parks Levy Fund	635	4	-	-	-	-	-	-	639
Total:	635	4	-	-	-	-	-	-	639

O&M Impacts: NA

First Hill Park Development

Project No:	MC-PR-15015	BSL Code:	BC-PR-10000
Project Type:	Discrete	BSL Name:	2008 Parks Levy
Project Category:	Improved Facility	Location:	1201 University ST
Current Project Stage:	Stage 5 - Construction	Council District:	Council District 2
Start/End Date:	2018 - 2022	Neighborhood District:	East District
Total Project Cost:	\$1,000	Urban Village:	First Hill/Capitol Hill

This project re-develops a First Hill Park in the First Hill community. This project is part of the 2008 Parks Levy using funds reallocated from Neighborhood Park Acquisitions.

Resources	LTD Actuals	2021 Revised	2022	2023	2024	2025	2026	2027	Total
Private Funding/Donations	-	500	-	-	-	-	-	-	500
Seattle Voter-Approved Levy	494	6	-	-	-	-	-	-	500
Total:	494	506	-	-	-	-	-	-	1,000

Fund Appropriations / Allocations ¹	LTD Actuals	2021 Revised	2022	2023	2024	2025	2026	2027	Total
2008 Parks Levy Fund	494	506	-	-	-	-	-	-	1,000
Total:	494	506	-	-	-	-	-	-	1,000

O&M Impacts: NA

Neighborhood Parks & Playgrounds- 2008 Parks Levy

Project No:	MC-PR-16001	BSL Code:	BC-PR-10000
Project Type:	Ongoing	BSL Name:	2008 Parks Levy
Project Category:	Rehabilitation or Restoration	Location:	Citywide
Current Project Stage:	N/A	Council District:	Multiple
Start/End Date:	N/A	Neighborhood District:	Multiple
Total Project Cost:	N/A	Urban Village:	Not in an Urban Village

The project provides a contingency for Neighborhood Parks & Playground projects on a case-by-case basis, subject to Department recommendations. General costs applicable to all projects, such as interest on borrowed funds, may be paid from this project. This project is part of the 2008 Parks Levy.

Resources	LTD Actuals	2021 Revised	2022	2023	2024	2025	2026	2027	Total
Seattle Voter-Approved Levy	143	423	-	-	-	-	-	-	566
Total:	143	423	-	-	-	-	-	-	566
Fund Appropriations / Allocations ¹	LTD Actuals	2021 Revised	2022	2023	2024	2025	2026	2027	Total
2008 Parks Levy Fund	143	423	-	-	-	-	-	-	566
Total:	143	423	-	-	-	-	-	-	566

O&M Impacts: NA

Marra-Desimone Park Development

Project No:	MC-PR-16004	BSL Code:	BC-PR-10000
Project Type:	Discrete	BSL Name:	2008 Parks Levy
Project Category:	New Facility	Location:	9026 4th AVE S
Current Project Stage:	Stage 6 - Closeout	Council District:	Council District 1
Start/End Date:	2013 - 2022	Neighborhood District:	Greater Duwamish
Total Project Cost:	\$1,700	Urban Village:	Not in an Urban Village

This project provides for development of Marra-Desimone Park, which includes the Marra Farm, Seattle's largest site for urban gardening. It implements elements of the "Long-Range Development Plan for Marra-Desimone Park" (2008), and may include enhancement of the existing farm area, development of community and recreation space on the eastern side of the park, paths, and gateway features. This project is part of the 2008 Parks Levy.

Resources	LTD Actuals	2021 Revised	2022	2023	2024	2025	2026	2027	Total
Seattle Voter-Approved Levy	444	1,255	-	-	-	-	-	-	1,700
Total:	444	1,255	-	-	-	-	-	-	1,700
Fund Appropriations / Allocations¹	LTD Actuals	2021 Revised	2022	2023	2024	2025	2026	2027	Total
2008 Parks Levy Fund	444	1,255	-	-	-	-	-	-	1,700
Total:	444	1,255	-	-	-	-	-	-	1,700

O&M Impacts: NA

¹Funds are appropriated through the Adopted Budget at the Budget Summary Level. All Amounts shown above are in thousands of dollars

Victor Steinbrueck Park Renovation

Project No:	MC-PR-16005	BSL Code:	BC-PR-10000
Project Type:	Discrete	BSL Name:	2008 Parks Levy
Project Category:	Improved Facility	Location:	2001 Western AVE
Current Project Stage:	Stage 3 - Design	Council District:	Council District 7
Start/End Date:	2013 - 2024	Neighborhood District:	Downtown
Total Project Cost:	\$1,850	Urban Village:	Downtown

This project renovates the existing Victor Steinbrueck Park to help revitalize this park located in the Pike Place Market. Renovations may include new seating, paths and circulation modifications, landscaping, lighting, signage, and related elements. This park is within the boundaries of the Pike Place Historical District. This project is part of the 2008 Parks Levy.

Resources	LTD Actuals	2021 Revised	2022	2023	2024	2025	2026	2027	Total
Seattle Voter-Approved Levy	899	951	-	-	-	-	-	-	1,850
Total:	899	951	-	-	-	-	-	-	1,850
Fund Appropriations / Allocations¹	LTD Actuals	2021 Revised	2022	2023	2024	2025	2026	2027	Total
2008 Parks Levy Fund	899	951	-	-	-	-	-	-	1,850
Total:	899	951	-	-	-	-	-	-	1,850

O&M Impacts: NA

Comfort Station Renovations-2008 Levy Phase 2

Project No:	MC-PR-16007	BSL Code:	BC-PR-10000
Project Type:	Discrete	BSL Name:	2008 Parks Levy
Project Category:	Rehabilitation or Restoration	Location:	Citywide
Current Project Stage:	Stage 5 - Construction	Council District:	Multiple
Start/End Date:	2014 - 2022	Neighborhood District:	Multiple
Total Project Cost:	\$2,347	Urban Village:	Multiple

This project, funded with 2008 Parks Levy funds redirected from the Seattle Asian Art Museum renovation project , renovates selected comfort station sites for improved ADA access, ventilation and finishes (walls and floors) and security. The renovations may include reconfigured stalls, new toilets and urinals, ADA compliance improvements, paint and finishes, and related work, depending on the needs of a particular site. More park users will have access to the facility, and the improvements will make it more inviting and comfortable. Specific sites in 2014 to be determined.

Resources	LTD Actuals	2021 Revised	2022	2023	2024	2025	2026	2027	Total
Seattle Voter-Approved Levy	813	1,535	-	-	-	-	-	-	2,347
Total:	813	1,535	-	-	-	-	-	-	2,347
Fund Appropriations / Allocations¹	LTD Actuals	2021 Revised	2022	2023	2024	2025	2026	2027	Total
2008 Parks Levy Fund	813	1,535	-	-	-	-	-	-	2,347
Total:	813	1,535	-	-	-	-	-	-	2,347

O&M Impacts: NA

¹Funds are appropriated through the Adopted Budget at the Budget Summary Level. All Amounts shown above are in thousands of dollars

Emma Schmitz Sea Wall Replacement-2008 Levy

Project No:	MC-PR-16008	BSL Code:	BC-PR-10000
Project Type:	Discrete	BSL Name:	2008 Parks Levy
Project Category:	Rehabilitation or Restoration	Location:	4503 Beach DR SW
Current Project Stage:	Stage 5 - Construction	Council District:	Council District 1
Start/End Date:	2014 - 2022	Neighborhood District:	Southwest
Total Project Cost:	\$1,250	Urban Village:	Not in an Urban Village

This project, funded with 2008 Parks Levy funds redirected from the Seattle Asian Art Museum renovation project, is Seattle Parks' share of the replacement or repair of the seawall which is failing. The Army Corps of Engineers is funding a study to determine the best option for replacement or repair of the seawall. It is anticipated that the cost of the project will be less than \$2 million. Parks and the Army Corps will share the costs of the project (Parks 35% and Army Corps 65%).

Resources	LTD Actuals	2021 Revised	2022	2023	2024	2025	2026	2027	Total
Seattle Voter-Approved Levy	1,239	11	-	-	-	-	-	-	1,250
Total:	1,239	11	-	-	-	-	-	-	1,250
Fund Appropriations / Allocations¹	LTD Actuals	2021 Revised	2022	2023	2024	2025	2026	2027	Total
2008 Parks Levy Fund	1,239	11	-	-	-	-	-	-	1,250
Total:	1,239	11	-	-	-	-	-	-	1,250

O&M Impacts: NA

¹Funds are appropriated through the Adopted Budget at the Budget Summary Level. All Amounts shown above are in thousands of dollars

Green Lake Community Center Electrical and Mechanical Renovation-2008 Levy

Project No:	MC-PR-16009	BSL Code:	BC-PR-10000
Project Type:	Discrete	BSL Name:	2008 Parks Levy
Project Category:	Rehabilitation or Restoration	Location:	7201 E Green Lake DR N
Current Project Stage:	Stage 6 - Closeout	Council District:	Council District 6
Start/End Date:	2014 - 2022	Neighborhood District:	Northwest
Total Project Cost:	\$1,216	Urban Village:	Green Lake

This project, funded with 2008 Parks Levy funds redirected from the Seattle Asian Art Museum renovation project, replaces selected electrical and mechanical components in the facility, including replacing the main boiler, adding a new DCC controls system, upgrading building, emergency, and exit lighting, the fire alarm system, and related improvements. It is anticipated that these improvements will improve safety and improve energy efficiency in the Center and Pool.

Resources	LTD Actuals	2021 Revised	2022	2023	2024	2025	2026	2027	Total
Seattle Voter-Approved Levy	363	853	-	-	-	-	-	-	1,216
Total:	363	853	-	-	-	-	-	-	1,216
Fund Appropriations / Allocations¹	LTD Actuals	2021 Revised	2022	2023	2024	2025	2026	2027	Total
2008 Parks Levy Fund	363	853	-	-	-	-	-	-	1,216
Total:	363	853	-	-	-	-	-	-	1,216

O&M Impacts: NA

Hiawatha Community Center Renovation-2008 Levy

Project No:	MC-PR-16010	BSL Code:	BC-PR-10000
Project Type:	Discrete	BSL Name:	2008 Parks Levy
Project Category:	Rehabilitation or Restoration	Location:	2700 California AVE SW
Current Project Stage:	Stage 5 - Construction	Council District:	Council District 1
Start/End Date:	2014 - 2023	Neighborhood District:	Southwest
Total Project Cost:	\$1,193	Urban Village:	Admiral District

This project, funded with 2008 Parks Levy funds redirected from the Seattle Asian Art Museum renovation project, renovates the building to include an updated kitchen, interior space renovations, new electrical, water and sewer services, exterior and seismic upgrades, ADA improvements, and other related work. Combined, these major systems and programmatic renovations will allow the building to operate more efficiently, and increases the opportunities for more facility rentals.

Resources	LTD Actuals	2021 Revised	2022	2023	2024	2025	2026	2027	Total
Seattle Voter-Approved Levy	134	1,059	-	-	-	-	-	-	1,193
Total:	134	1,059	-	-	-	-	-	-	1,193
Fund Appropriations / Allocations ¹	LTD Actuals	2021 Revised	2022	2023	2024	2025	2026	2027	Total
2008 Parks Levy Fund	134	1,059	-	-	-	-	-	-	1,193
Total:	134	1,059	-	-	-	-	-	-	1,193

O&M Impacts: NA

Magnuson Park Building #406 Roof Replacement-2008 Levy

Project No:	MC-PR-16012	BSL Code:	BC-PR-10000
Project Type:	Discrete	BSL Name:	2008 Parks Levy
Project Category:	Rehabilitation or Restoration	Location:	7400 Sand Point WAY NE
Current Project Stage:	Stage 5 - Construction	Council District:	Council District 4
Start/End Date:	2014 - 2021	Neighborhood District:	Northeast
Total Project Cost:	\$2,152	Urban Village:	Not in an Urban Village

This project, funded with 2008 Parks Levy funds redirected from the Seattle Asian Art Museum renovation project, replaces the Built Up Roofing (BUR) system with a rubberized/EPDM roofing system with 20KW photovoltaic panels, and performs other related work. The system will supply power into the electrical system for the building, which will reduce the amount of utility power used. At certain times, the system may produce more power than is being used by the building, resulting in a credit for power used. This project eliminates a leaky roof and will make the facility more energy efficient.

Resources	LTD Actuals	2021 Revised	2022	2023	2024	2025	2026	2027	Total
Seattle Voter-Approved Levy	2,137	16	-	-	-	-	-	-	2,152
Total:	2,137	16	-	-	-	-	-	-	2,152

Fund Appropriations / Allocations ¹	LTD Actuals	2021 Revised	2022	2023	2024	2025	2026	2027	Total
2008 Parks Levy Fund	2,137	16	-	-	-	-	-	-	2,152
Total:	2,137	16	-	-	-	-	-	-	2,152

O&M Impacts: NA

Pratt Park Water Feature Renovation-2008 Levy

Project No:	MC-PR-16013	BSL Code:	BC-PR-10000
Project Type:	Discrete	BSL Name:	2008 Parks Levy
Project Category:	Rehabilitation or Restoration	Location:	1800 S Main ST
Current Project Stage:	Stage 6 - Closeout	Council District:	Council District 3
Start/End Date:	2014 - 2022	Neighborhood District:	Central
Total Project Cost:	\$1,314	Urban Village:	23rd & Union-Jackson

This project, funded with 2008 Parks Levy funds redirected from the Seattle Asian Art Museum renovation project , repairs or replaces the surface at the water play feature, installs a recirculating system for it, and performs related improvements. It is anticipated that these elements will improve water conservation, safety, and water play value at this busy park.

Resources	LTD Actuals	2021 Revised	2022	2023	2024	2025	2026	2027	Total
Seattle Voter-Approved Levy	1,038	276	-	-	-	-	-	-	1,314
Total:	1,038	276	-	-	-	-	-	-	1,314
Fund Appropriations / Allocations¹	LTD Actuals	2021 Revised	2022	2023	2024	2025	2026	2027	Total
2008 Parks Levy Fund	1,038	276	-	-	-	-	-	-	1,314
Total:	1,038	276	-	-	-	-	-	-	1,314

O&M Impacts: NA

Bobby Morris Playfield Turf Replacement-2008 Levy

Project No:	MC-PR-16014	BSL Code:	BC-PR-10000
Project Type:	Discrete	BSL Name:	2008 Parks Levy
Project Category:	Rehabilitation or Restoration	Location:	1635 11th AVE
Current Project Stage:	Stage 6 - Closeout	Council District:	Council District 3
Start/End Date:	2014 - 2022	Neighborhood District:	East District
Total Project Cost:	\$1,069	Urban Village:	Capitol Hill

This project, funded with 2008 Parks Levy funds redirected from the Seattle Asian Art Museum renovation project , replaces the synthetic turf field surfacing which was installed in 2005, and performs related work. The surfacing material is near the end of its lifecycle. This improvement allows the continued use and scheduling of the playfield for soccer, baseball, and other activities.

Resources	LTD Actuals	2021 Revised	2022	2023	2024	2025	2026	2027	Total
Seattle Voter-Approved Levy	1,051	18	-	-	-	-	-	-	1,069
Total:	1,051	18	-	-	-	-	-	-	1,069
Fund Appropriations / Allocations¹	LTD Actuals	2021 Revised	2022	2023	2024	2025	2026	2027	Total
2008 Parks Levy Fund	1,051	18	-	-	-	-	-	-	1,069
Total:	1,051	18	-	-	-	-	-	-	1,069

O&M Impacts: NA

Community Food Gardens and P-Patches

Project No:	MC-PR-17001	BSL Code:	BC-PR-10000
Project Type:	Discrete	BSL Name:	2008 Parks Levy
Project Category:	New Facility	Location:	Citywide
Current Project Stage:	Stage 6 - Closeout	Council District:	Multiple
Start/End Date:	2009 - 2022	Neighborhood District:	Multiple
Total Project Cost:	\$2,428	Urban Village:	Not in an Urban Village

This project provides for acquisition and development of new sites and development of new community gardens or P-Patches on existing City-owned property. The primary (but not exclusive) focus is on Ballard, Queen Anne, Rainier Valley, and West Seattle. This project is part of the 2008 Parks Levy.

Resources	LTD Actuals	2021 Revised	2022	2023	2024	2025	2026	2027	Total
Seattle Voter-Approved Levy	2,420	8	-	-	-	-	-	-	2,428
Total:	2,420	8	-	-	-	-	-	-	2,428

Fund Appropriations / Allocations ¹	LTD Actuals	2021 Revised	2022	2023	2024	2025	2026	2027	Total
2008 Parks Levy Fund	2,420	8	-	-	-	-	-	-	2,428
Total:	2,420	8	-	-	-	-	-	-	2,428

O&M Impacts: NA

Park Land Acquisition and Leverage Fund

Project No:	MC-PR-21001	BSL Code:	BC-PR-20000
Project Type:	Ongoing	BSL Name:	Building For The Future
Project Category:	New Facility	Location:	Citywide
Current Project Stage:	N/A	Council District:	Multiple
Start/End Date:	N/A	Neighborhood District:	Multiple
Total Project Cost:	N/A	Urban Village:	Multiple

This ongoing project provides funds for land acquisition, leveraging capital projects, pre-acquisition activities (including planning, title searches, appraisals, negotiations, and community involvement), associated with acquisitions of specified real property, and related work. The project also serves as a match to leverage other funding sources such as King County Conservation Futures. The City is growing and there is a need to add parkland to meet park and open space goals and improve the quality of life for Seattle residents. This project is part of the Metropolitan Parks District measure put before voters in 2014.

Resources	LTD Actuals	2021 Revised	2022	2023	2024	2025	2026	2027	Total
King County Funds	1,541	9,759	300	300	300	300	300	300	13,100
Park and Recreation Fund	-	-	1,000	-	-	-	-	-	1,000
Private Funding/Donations	-	100	-	-	-	-	-	-	100
Seattle Park District Revenues	8,497	1,614	1,282	1,353	1,386	1,421	1,457	1,493	18,503
Total:	10,038	11,473	2,582	1,653	1,686	1,721	1,757	1,793	32,703
Fund Appropriations / Allocations¹	LTD Actuals	2021 Revised	2022	2023	2024	2025	2026	2027	Total
Park And Recreation Fund	687	9,213	1,300	300	300	300	300	300	12,700
Seattle Park District Fund	8,497	1,614	1,282	1,353	1,386	1,421	1,457	1,493	18,503
Unrestricted Cumulative Reserve Fund	854	646	-	-	-	-	-	-	1,500
Total:	10,038	11,473	2,582	1,653	1,686	1,721	1,757	1,793	32,703

O&M Impacts: NA

¹Funds are appropriated through the Adopted Budget at the Budget Summary Level. All Amounts shown above are in thousands of dollars

Major Projects Challenge Fund

Project No:	MC-PR-21002	BSL Code:	BC-PR-20000
Project Type:	Ongoing	BSL Name:	Building For The Future
Project Category:	Improved Facility	Location:	Citywide
Current Project Stage:	N/A	Council District:	Multiple
Start/End Date:	N/A	Neighborhood District:	Multiple
Total Project Cost:	N/A	Urban Village:	Multiple

This ongoing project provides funding to leverage community-generated funding for renovation or development of large projects of Parks' facilities where other City funding is unavailable, often times due to the magnitude of the project. These projects will require matching funds, so the leveraging will stretch the City's funding, and more great community-generated projects can be accomplished. The community will benefit from new and/or improved facilities that can better accommodate current and projected park and recreation needs and demands. This project is part of the Metropolitan Parks District measure put before voters in 2014.

Resources	LTD Actuals	2021 Revised	2022	2023	2024	2025	2026	2027	Total
King County Funds	-	150	-	-	-	-	-	-	150
Misc Future Revenue/Grants	-	30	-	-	-	-	-	-	30
Private Funding/Donations	-	3,492	-	-	-	-	-	-	3,492
Real Estate Excise Tax I	-	-	1,250	-	-	-	-	-	1,250
Seattle Park District Revenues	2,644	5,766	1,510	1,594	1,634	1,675	1,717	1,760	18,301
State Grant Funds	-	2,510	-	-	-	-	-	-	2,510
Total:	2,644	11,948	2,760	1,594	1,634	1,675	1,717	1,760	25,733
Fund Appropriations / Allocations¹	LTD Actuals	2021 Revised	2022	2023	2024	2025	2026	2027	Total
Park And Recreation Fund	-	6,182	-	-	-	-	-	-	6,182
REET I Capital Fund	-	-	1,250	-	-	-	-	-	1,250
Seattle Park District Fund	2,644	5,766	1,510	1,594	1,634	1,675	1,717	1,760	18,301
Total:	2,644	11,948	2,760	1,594	1,634	1,675	1,717	1,760	25,733

O&M Impacts: NA

¹Funds are appropriated through the Adopted Budget at the Budget Summary Level. All Amounts shown above are in thousands of dollars

Develop 14 New Parks at Land-Banked Sites

Project No:	MC-PR-21003	BSL Code:	BC-PR-20000
Project Type:	Ongoing	BSL Name:	Building For The Future
Project Category:	Improved Facility	Location:	Citywide
Current Project Stage:	N/A	Council District:	Multiple
Start/End Date:	N/A	Neighborhood District:	Multiple
Total Project Cost:	N/A	Urban Village:	Multiple

This ongoing project develops 14 new parks on land-banked sites that were acquired under prior levies. Depending on the size, location, and type of park, new elements could include trees and landscaping, paths, plazas, a play area, site furniture, lighting, and related improvements. Each newly developed park will improve the neighborhood and contribute to improved health for park users, and will have environmental benefits. This project is part of the Metropolitan Parks District measure put before voters in 2014.

Resources	LTD Actuals	2021 Revised	2022	2023	2024	2025	2026	2027	Total
Miscellaneous Revenues	265	805	-	-	-	-	-	-	1,070
Park and Recreation Fund	-	-	3,500	-	-	-	-	-	3,500
Seattle Park District Revenues	8,684	5,285	-	-	-	-	-	-	13,969
Total:	8,949	6,090	3,500	-	-	-	-	-	18,539
Fund Appropriations / Allocations ¹	LTD Actuals	2021 Revised	2022	2023	2024	2025	2026	2027	Total
Park And Recreation Fund	265	805	3,500	-	-	-	-	-	4,570
Seattle Park District Fund	8,684	5,285	-	-	-	-	-	-	13,969
Total:	8,949	6,090	3,500	-	-	-	-	-	18,539

O&M Impacts: NA

Activating and Connecting to Greenways

Project No:	MC-PR-21004	BSL Code:	BC-PR-20000
Project Type:	Ongoing	BSL Name:	Building For The Future
Project Category:	Improved Facility	Location:	Citywide
Current Project Stage:	N/A	Council District:	Multiple
Start/End Date:	N/A	Neighborhood District:	Multiple
Total Project Cost:	N/A	Urban Village:	Multiple

This ongoing project develops safe, inviting connections between parks and greenways which are residential streets that are dedicated connectors for pedestrians, cyclists, and other non-motorized travel, as identified in the Bicycle and Pedestrian Master Plan documents. Typical improvements include crosswalks, benches, greenway park entrance improvements, non-motorized paths and loops within parks, and related work. Parks will work with the Seattle Department of Transportation (SDOT) to activate and enhance connection points between parks. This project improves safety and access to and from the parks, encourages partnerships with neighborhood and community groups, business, and other stakeholders. This project is part of the Metropolitan Parks District measure put before voters in 2014.

Resources	LTD Actuals	2021 Revised	2022	2023	2024	2025	2026	2027	Total
Seattle Park District Revenues	654	333	232	237	243	249	255	262	2,465
Total:	654	333	232	237	243	249	255	262	2,465
Fund Appropriations / Allocations¹	LTD Actuals	2021 Revised	2022	2023	2024	2025	2026	2027	Total
Seattle Park District Fund	654	333	232	237	243	249	255	262	2,465
Total:	654	333	232	237	243	249	255	262	2,465

O&M Impacts: NA

¹Funds are appropriated through the Adopted Budget at the Budget Summary Level. All Amounts shown above are in thousands of dollars

Smith Cove Park Development

Project No:	MC-PR-21005	BSL Code:	BC-PR-20000
Project Type:	Discrete	BSL Name:	Building For The Future
Project Category:	Improved Facility	Location:	W Galer ST
Current Project Stage:	Stage 3 - Design	Council District:	Council District 7
Start/End Date:		Neighborhood District:	Magnolia/Queen Anne
Total Project Cost:	\$4,166	Urban Village:	Not in an Urban Village

This project, funded by the MPD, develops the 4.9 acre waterfront portion of Smith Cove Park located just west of Pier 91 on Elliott Bay. The park will be developed following a planning and design process for the site. These amenities may include paths, landscaping, waterfront access points, a play area, and related improvements. Some improvements will also be made to the existing part of Smith Cove Park (west of this site), currently used for sports such as soccer. The improved park will provide waterfront access and ADA accessibility, provide enhanced opportunities for active recreation, increase environmental-sensitivity, and make the park inviting and usable for more people.

Resources	LTD Actuals	2021 Revised	2022	2023	2024	2025	2026	2027	Total
Interfund Loan	-	559	-	-	-	-	-	-	559
Miscellaneous Grants or Donations	-	250	-	-	-	-	-	-	250
Real Estate Excise Tax I	30	-	-	-	-	-	-	-	30
Seattle Park District Revenues	1,020	2,057	-	-	-	-	-	-	3,077
State Grant Funds	15	235	-	-	-	-	-	-	250
Total:	1,065	3,101	-	-	-	-	-	-	4,166
Fund Appropriations / Allocations¹	LTD Actuals	2021 Revised	2022	2023	2024	2025	2026	2027	Total
Park And Recreation Fund	15	485	-	-	-	-	-	-	500
REET I Capital Fund	30	-	-	-	-	-	-	-	30
Seattle Park District Fund	1,020	2,616	-	-	-	-	-	-	3,636
Total:	1,065	3,101	-	-	-	-	-	-	4,166

O&M Impacts: NA

¹Funds are appropriated through the Adopted Budget at the Budget Summary Level. All Amounts shown above are in thousands of dollars

Aquarium Expansion

Project No:	MC-PR-21006	BSL Code:	BC-PR-20000
Project Type:	Discrete	BSL Name:	Building For The Future
Project Category:	Rehabilitation or Restoration	Location:	1483 Alaskan WAY
Current Project Stage:	Stage 3 - Design	Council District:	Council District 7
Start/End Date:	2015 - 2023	Neighborhood District:	Downtown
Total Project Cost:	\$34,290	Urban Village:	Downtown

The Seattle Aquarium is owned by Seattle Parks and Recreation and operated by the non-profit Seattle Aquarium Society (SEAS). SEAS is planning a major expansion to the Aquarium's existing footprint to add new programming and visitor capacity. This project will provide a new Ocean Pavilion that will integrate with improvements made by The Office of the Waterfront along the Central Waterfront. SEAS also intends to make improvements to piers 59 and 60 to improve exhibit space and operations efficiency. Design and construction of the project is led by SEAS and coordinated with City investments by the Parks Department and Office of the Waterfront. This project is part of the overall waterfront improvement program and appropriates City matching funds for SEAS' project. Funding depicted in the table below represents committed funding for design. The City has committed to provide up to \$34 million to SEAS for design and construction. (Interfund Loan repaid with REET and shown as double budgeted in appropriation table.)

Resources	LTD Actuals	2021 Revised	2022	2023	2024	2025	2026	2027	Total
Interfund Loan	250	-	-	-	-	-	-	-	250
LTGO Bond Proceeds	-	9,000	11,975	4,000	-	-	-	-	24,975
Real Estate Excise Tax I	2,167	2,458	-	-	-	-	-	-	4,625
Real Estate Excise Tax II	4,440	-	-	-	-	-	-	-	4,440
Total:	6,857	11,458	11,975	4,000	-	-	-	-	34,290
Fund Appropriations / Allocations¹	LTD Actuals	2021 Revised	2022	2023	2024	2025	2026	2027	Total
2021 Taxable LTGO Bond Fund	-	9,000	-	-	-	-	-	-	9,000
2022 LTGO Taxable Bond Fund	-	-	11,975	-	-	-	-	-	11,975
2023 LTGO Taxable Bond Fund	-	-	-	4,000	-	-	-	-	4,000
Central Waterfront Improvement Fund	250	-	-	-	-	-	-	-	250
REET I Capital Fund	2,167	2,458	-	-	-	-	-	-	4,625
REET II Capital Fund	4,440	-	-	-	-	-	-	-	4,440
Total:	6,857	11,458	11,975	4,000	-	-	-	-	34,290

O&M Impacts: NA

¹Funds are appropriated through the Adopted Budget at the Budget Summary Level. All Amounts shown above are in thousands of dollars

Parks Central Waterfront Piers Rehabilitation

Project No:	MC-PR-21007	BSL Code:	BC-PR-20000
Project Type:	Discrete	BSL Name:	Building For The Future
Project Category:	Rehabilitation or Restoration	Location:	Alaskan Way
Current Project Stage:	Stage 5 - Construction	Council District:	Council District 7
Start/End Date:	2016 - 2024	Neighborhood District:	Downtown
Total Project Cost:	\$111,017	Urban Village:	Downtown

The Waterfront Park and Pier 62/63 are public park facilities that provide public access to Elliott Bay and host a range of public events, markets and performances. Both piers need a full seismic upgrade to meet current life safety codes, and Waterfront Park needs significant access improvements. Waterfront Park is envisioned as a flexible public recreation and open space. Pier 62/63 is anticipated to be more heavily programmed, with a flexible activity rink, events, and performances. The Department of Parks and Recreation (DPR) owns the piers, but the Office of the Waterfront will lead the rehabilitation. The Pier 62/63 Phase 1 Rebuild was substantially complete in July 2020. This project is part of the overall Central Waterfront program. (Interfund Loan will be repaid with Local Improvement District Bonds.)

Resources	LTD Actuals	2021 Revised	2022	2023	2024	2025	2026	2027	Total
Interfund Loan - CWIF	-	331	-	-	-	-	-	-	331
Local Improvement District Funding	1,816	-	2,000	14,003	9,100	-	-	-	26,919
Miscellaneous Revenues	-	1,520	-	-	-	-	-	-	1,520
Private Funding/Donations	9,000	1,500	2,000	10,000	13,173	-	-	-	35,673
Real Estate Excise Tax I	-	5,032	-	-	-	-	-	-	5,032
Real Estate Excise Tax II	20,077	11	3,000	-	-	-	-	-	23,087
Seattle Park District Revenues	1,256	3,468	3,713	664	-	-	-	-	9,102
Seawall Levy	3,302	-	-	-	-	-	-	-	3,303
State Grant Funds	-	-	1,500	-	-	-	-	-	1,500
Street Use Fees	336	214	-	-	-	-	-	-	550
Street Vacations - CRSU	466	534	3,000	-	-	-	-	-	4,000
Total:	36,252	12,612	15,213	24,667	22,273	-	-	-	111,017
Fund Appropriations / Allocations¹	LTD Actuals	2021 Revised	2022	2023	2024	2025	2026	2027	Total
Alaskan Way Seawall	1,495	-	-	-	-	-	-	-	1,495
Alaskan Way Seawall Const Fund	1,808	-	-	-	-	-	-	-	1,808
Beach Maintenance Fund	-	1,520	-	-	-	-	-	-	1,520
Central Waterfront Improvement Fund	11,151	2,046	2,000	10,000	13,173	-	-	-	38,370
Park And Recreation Fund	-	-	1,500	-	-	-	-	-	1,500
REET I Capital Fund	-	5,032	-	-	-	-	-	-	5,032
REET II Capital Fund	20,077	11	3,000	-	-	-	-	-	23,087
Seattle Park District Fund	1,256	3,468	3,713	664	-	-	-	-	9,102
Unrestricted Cumulative Reserve Fund	466	534	3,000	-	-	-	-	-	4,000
Waterfront LID #6751	-	-	2,000	14,003	9,100	-	-	-	25,103
Total:	36,252	12,612	15,213	24,667	22,273	-	-	-	111,017

O&M Impacts: NA

¹Funds are appropriated through the Adopted Budget at the Budget Summary Level. All Amounts shown above are in thousands of dollars

Athletic Field Improvements

Project No:	MC-PR-21009	BSL Code:	BC-PR-20000
Project Type:	Ongoing	BSL Name:	Building For The Future
Project Category:	Improved Facility	Location:	Various
Current Project Stage:	N/A	Council District:	Multiple
Start/End Date:	N/A	Neighborhood District:	Multiple
Total Project Cost:	N/A	Urban Village:	Multiple

This project is an ongoing program designed to improve Seattle Athletic Fields. Funding for these improvements is provided by various sources including Athletic Field revenues.

Resources	LTD Actuals	2021 Revised	2022	2023	2024	2025	2026	2027	Total
Athletic Field Revenues	384	1,716	600	600	600	600	600	600	5,700
Miscellaneous Grants or Donations	-	200	-	-	-	-	-	-	200
Real Estate Excise Tax II	2,564	263	-	-	-	-	-	-	2,827
Total:	2,947	2,180	600	600	600	600	600	600	8,727
Fund Appropriations / Allocations¹	LTD Actuals	2021 Revised	2022	2023	2024	2025	2026	2027	Total
Park And Recreation Fund	384	1,916	600	600	600	600	600	600	5,900
REET II Capital Fund	2,564	263	-	-	-	-	-	-	2,827
Total:	2,947	2,180	600	600	600	600	600	600	8,727

O&M Impacts: NA

RDA HQ Relocation

Project No:	MC-PR-21010	BSL Code:	BC-PR-20000
Project Type:	Discrete	BSL Name:	Building For The Future
Project Category:	Improved Facility	Location:	800 Maynard AVE S
Current Project Stage:	Stage 6 - Closeout	Council District:	Council District 2
Start/End Date:	2019 - 2021	Neighborhood District:	Downtown
Total Project Cost:	\$2,177	Urban Village:	Downtown

This project funds the cost to move Parks staff from the RDA Building to another work location beginning in 2019.

Resources	LTD Actuals	2021 Revised	2022	2023	2024	2025	2026	2027	Total
Seattle Park District Revenues	2,150	27	-	-	-	-	-	-	2,177
Total:	2,150	27	-	-	-	-	-	-	2,177
Fund Appropriations / Allocations ¹	LTD Actuals	2021 Revised	2022	2023	2024	2025	2026	2027	Total
Seattle Park District Fund	2,150	27	-	-	-	-	-	-	2,177
Total:	2,150	27	-	-	-	-	-	-	2,177

O&M Impacts: NA

Freeway Park Improvements

Project No:	MC-PR-21011	BSL Code:	BC-PR-20000
Project Type:	Discrete	BSL Name:	Building For The Future
Project Category:	Improved Facility	Location:	1227 9th AVE
Current Project Stage:	Stage 2 - Initiation, Project Definition, & Planning	Council District:	Council District 7
Start/End Date:	2018 - 2024	Neighborhood District:	Downtown
Total Project Cost:	\$10,000	Urban Village:	First Hill/Capitol Hill

This project will make major improvements to Freeway Park, including renovation and upgrades to its electrical and lighting systems, utilities, and storm-water infrastructure. Related work may also include enhancements to entries, renovation of the comfort station, site furnishings, wayfinding, programming and activation. This project is part of the Building for the Future Budget Summary Level, and using mitigation funds allocated from the convention center expansion public benefits package.

Resources	LTD Actuals	2021 Revised	2022	2023	2024	2025	2026	2027	Total
Private Funding/Donations	1,603	8,397	-	-	-	-	-	-	10,000
Total:	1,603	8,397	-	-	-	-	-	-	10,000
Fund Appropriations / Allocations ¹	LTD Actuals	2021 Revised	2022	2023	2024	2025	2026	2027	Total
Park And Recreation Fund	1,603	8,397	-	-	-	-	-	-	10,000
Total:	1,603	8,397	-	-	-	-	-	-	10,000

O&M Impacts: NA

Yesler Crescent Improvements

Project No:	MC-PR-21012	BSL Code:	BC-PR-20000
Project Type:	Discrete	BSL Name:	Building For The Future
Project Category:	Improved Facility	Location:	
Current Project Stage:	Stage 3 - Design	Council District:	Council District 7
Start/End Date:	2019 - 2023	Neighborhood District:	Downtown
Total Project Cost:	\$647	Urban Village:	Downtown

This project will create improvements to City Hall Park that enhance circulation and focus on park activation and preservation. Potential improvements may include pathway renovation, furnishing replacement, lighting upgrades, irrigation renovation and related work. This project is part of the Building for the Future Budget Summary Level, and uses REET funding only for planning and design at this time. Potential rebuilding or renovation of the Prefontaine fountain and plaza will also be assessed in the planning process.

Resources	LTD Actuals	2021 Revised	2022	2023	2024	2025	2026	2027	Total
King County Voter-Approved Levy	23	249	-	-	-	-	-	-	272
Real Estate Excise Tax II	117	258	-	-	-	-	-	-	375
Total:	140	507	-	-	-	-	-	-	647

Fund Appropriations / Allocations ¹	LTD Actuals	2021 Revised	2022	2023	2024	2025	2026	2027	Total
King County Parks Levy Fund	23	249	-	-	-	-	-	-	272
REET II Capital Fund	117	258	-	-	-	-	-	-	375
Total:	140	507	-	-	-	-	-	-	647

O&M Impacts: NA

South Park Campus Improvements

Project No:	MC-PR-21013	BSL Code:	BC-PR-20000
Project Type:	Discrete	BSL Name:	Building For The Future
Project Category:	Improved Facility	Location:	8319 8th AVE S
Current Project Stage:	Stage 3 - Design	Council District:	Council District 1
Start/End Date:	2019 - 2024	Neighborhood District:	Greater Duwamish
Total Project Cost:	\$7,870	Urban Village:	South Park

This project will implement the South Park Site Plan approved by Seattle Parks and Recreation in March 2018, by renovating and relocating numerous park elements. The site plan calls for the existing play area and wading pool to be demolished and replaced with a new play area and spray park in new locations within the site. The existing grass playfield will be renovated and upgraded with synthetic turf and lighting. The project may also include the replacement of the existing sport courts, installation of a loop trail and planted buffer, new fencing and related work. Partial funding for this project is anticipated from various public and private sources in the forms of grants and donations. Once the project is completed, these improvements will increase safety and site capacity, support more active uses and types of healthy outdoor play, and provide opportunities for programming throughout the year. The total estimated cost for this project is \$9.8 million. This project will be funded by public and private sources. With the addition of the Real Estate Excise Tax (REET) funding in 2019, the project is expected to be fully funded.

Resources	LTD Actuals	2021 Revised	2022	2023	2024	2025	2026	2027	Total
Private Funding/Donations	-	4,000	-	-	-	-	-	-	4,000
Real Estate Excise Tax I	-	-	1,000	-	-	-	-	-	1,000
Real Estate Excise Tax II	229	1,571	-	-	-	-	-	-	1,800
State Grant Funds	-	1,070	-	-	-	-	-	-	1,070
Total:	229	6,642	1,000	-	-	-	-	-	7,870
Fund Appropriations / Allocations¹	LTD Actuals	2021 Revised	2022	2023	2024	2025	2026	2027	Total
Park And Recreation Fund	-	5,070	-	-	-	-	-	-	5,070
REET I Capital Fund	-	-	1,000	-	-	-	-	-	1,000
REET II Capital Fund	229	1,571	-	-	-	-	-	-	1,800
Total:	229	6,642	1,000	-	-	-	-	-	7,870

O&M Impacts: NA

¹Funds are appropriated through the Adopted Budget at the Budget Summary Level. All Amounts shown above are in thousands of dollars

Duwamish Waterway Park Improvements

Project No:	MC-PR-21014	BSL Code:	BC-PR-20000
Project Type:	Discrete	BSL Name:	Building For The Future
Project Category:	Improved Facility	Location:	10th Ave S / S Elmgrove
Current Project Stage:	Stage 6 - Closeout	Council District:	Council District 1
Start/End Date:	2019 - 2022	Neighborhood District:	Greater Duwamish
Total Project Cost:	\$950	Urban Village:	Greater Duwamish

This project will make major improvements to Duwamish Waterway Park, including installation of a new play area, renovation of grill/picnic areas, addition of pathways and a drinking fountain, and related work. This project is part of the Building for the Future BSL, and uses donated funds from the Seattle Parks Foundation.

Resources	LTD Actuals	2021 Revised	2022	2023	2024	2025	2026	2027	Total
Private Funding/Donations	190	760	-	-	-	-	-	-	950
Total:	190	760	-	-	-	-	-	-	950
Fund Appropriations / Allocations¹	LTD Actuals	2021 Revised	2022	2023	2024	2025	2026	2027	Total
Park And Recreation Fund	190	760	-	-	-	-	-	-	950
Total:	190	760	-	-	-	-	-	-	950

O&M Impacts: NA

Puget Park - Environmental Remediation

Project No:	MC-PR-31001	BSL Code:	BC-PR-30000
Project Type:	Ongoing	BSL Name:	Debt and Special Funding
Project Category:	Rehabilitation or Restoration	Location:	1900 SW Dawson St
Current Project Stage:	N/A	Council District:	Council District 1
Start/End Date:	N/A	Neighborhood District:	Delridge
Total Project Cost:	N/A	Urban Village:	Not in an Urban Village

This project funds a cleanup action on a portion of Puget Park and on an adjacent related parcel, with participation by four parties involved in the original contamination. The City negotiated a settlement agreement with all parties for funding cleanup costs incurred in the past, as well as future site mitigation costs.

Resources	LTD Actuals	2021 Revised	2022	2023	2024	2025	2026	2027	Total
General Fund	21	-	-	-	-	-	-	-	21
Private Funding/Donations	204	305	-	-	-	-	-	-	509
Total:	225	305	-	-	-	-	-	-	530
Fund Appropriations / Allocations ¹	LTD Actuals	2021 Revised	2022	2023	2024	2025	2026	2027	Total
Emergency Fund	21	-	-	-	-	-	-	-	21
Park And Recreation Fund	204	-	-	-	-	-	-	-	204
Unrestricted Cumulative Reserve Fund	-	305	-	-	-	-	-	-	305
Total:	225	305	-	-	-	-	-	-	530

O&M Impacts: NA

Aquarium - Pier 59 Piling Replacement and Aquarium Redevelopment Debt Service

Project No:	MC-PR-31002	BSL Code:	BC-PR-30000
Project Type:	Debt Service	BSL Name:	Debt and Special Funding
Project Category:	Rehabilitation or Restoration	Location:	1483 Alaskan Wy
Current Project Stage:	N/A	Council District:	Council District 7
Start/End Date:	2005 - 2025	Neighborhood District:	Downtown
Total Project Cost:	\$37,154	Urban Village:	Downtown

This project supports debt service payments on 20-year Limited Tax General Obligation (LTGO) bonds that were issued in 2005 to pay for the replacement of the entire pier piling system of Pier 59, interior infrastructure improvements, and development of portions of the Aquarium by the Seattle Aquarium Society. The pier and Aquarium work was part of an overall plan to repair and redevelop the Aquarium and the Central Waterfront area, and to construct a new Aquarium entrance, exhibits, and visitor services on a portion of the pier. This work enhanced and extended the useful life of Pier 59 and the Aquarium.

Resources	LTD Actuals	2021 Revised	2022	2023	2024	2025	2026	2027	Total
Private Funding/Donations	7,572	168	171	168	173	173	-	-	8,425
Real Estate Excise Tax I	1,747	-	-	-	-	-	-	-	1,747
Real Estate Excise Tax II	19,257	1,548	1,542	1,543	1,546	1,546	-	-	26,982
Total:	28,576	1,716	1,713	1,711	1,719	1,719	-	-	37,154
Fund Appropriations / Allocations¹	LTD Actuals	2021 Revised	2022	2023	2024	2025	2026	2027	Total
Park And Recreation Fund	879	168	171	168	173	173	-	-	1,732
REET I Capital Fund	1,747	-	-	-	-	-	-	-	1,747
REET II Capital Fund	19,257	1,548	1,542	1,543	1,546	1,546	-	-	26,982
Unrestricted Cumulative Reserve Fund	6,693	-	-	-	-	-	-	-	6,693
Total:	28,576	1,716	1,713	1,711	1,719	1,719	-	-	37,154

O&M Impacts: NA

¹Funds are appropriated through the Adopted Budget at the Budget Summary Level. All Amounts shown above are in thousands of dollars

Hubbard Homestead Park (Northgate) Acquisition- Debt Service

Project No:	MC-PR-31003	BSL Code:	BC-PR-30000
Project Type:	Debt Service	BSL Name:	Debt and Special Funding
Project Category:	New Facility	Location:	NE 112th St
Current Project Stage:	N/A	Council District:	Multiple
Start/End Date:	2007 - 2027	Neighborhood District:	Multiple
Total Project Cost:	\$4,191	Urban Village:	Northgate

This project funds the 20-year debt service payment on \$3 million Limited Tax General Obligation (LTGO) debt issued in 2007 to pay for the acquisition of the new Northgate Urban Center Park.

Resources	LTD Actuals	2021 Revised	2022	2023	2024	2025	2026	2027	Total
Real Estate Excise Tax I	2,649	222	218	219	220	221	221	220	4,191
Total:	2,649	222	218	219	220	221	221	220	4,191

Fund Appropriations / Allocations ¹	LTD Actuals	2021 Revised	2022	2023	2024	2025	2026	2027	Total
REET I Capital Fund	2,649	222	218	219	220	221	221	220	4,191
Total:	2,649	222	218	219	220	221	221	220	4,191

O&M Impacts: NA

Golf Master Plan Implementation

Project No:	MC-PR-31004	BSL Code:	BC-PR-30000
Project Type:	Discrete	BSL Name:	Debt and Special Funding
Project Category:	Improved Facility	Location:	Citywide
Current Project Stage:	Stage 3 - Design	Council District:	Multiple
Start/End Date:	2010 - 2023	Neighborhood District:	Multiple
Total Project Cost:	\$17,924	Urban Village:	Multiple

This project provides improvements to the four City-owned golf courses (Interbay, Jackson, Jefferson, and West Seattle), including but not limited to, building replacements, driving ranges, cart path improvements, and course and landscaping renovation. Golf Capital Improvements will be phased over 6+ years, placing the revenue generating improvements upfront. The project will expand Golf program capacity and revenues by implementing portions of the Golf Master Plan.

Resources	LTD Actuals	2021 Revised	2022	2023	2024	2025	2026	2027	Total
Golf Revenues	-	1,400	-	-	-	-	-	-	1,400
LTGO Bond Proceeds	15,783	741	-	-	-	-	-	-	16,524
Total:	15,783	2,141	-	-	-	-	-	-	17,924
Fund Appropriations / Allocations¹	LTD Actuals	2021 Revised	2022	2023	2024	2025	2026	2027	Total
2010 Multipurpose LTGO Bond Fund	863	-	-	-	-	-	-	-	863
2011 Multipurpose LTGO Bond Fund	2,049	-	-	-	-	-	-	-	2,049
2012 Multipurpose LTGO Bond Fund	4,056	187	-	-	-	-	-	-	4,242
2013 Multipurpose LTGO Bond Fund	1,810	-	-	-	-	-	-	-	1,810
2014 Multipurpose LTGO Bond Fund	5,485	76	-	-	-	-	-	-	5,561
2015 Multipurpose LTGO Bond Fund	1,521	479	-	-	-	-	-	-	2,000
Park And Recreation Fund	-	1,400	-	-	-	-	-	-	1,400
Total:	15,783	2,141	-	-	-	-	-	-	17,924

O&M Impacts: NA

¹Funds are appropriated through the Adopted Budget at the Budget Summary Level. All Amounts shown above are in thousands of dollars

Golf - Capital Improvements

Project No:	MC-PR-31005	BSL Code:	BC-PR-30000
Project Type:	Ongoing	BSL Name:	Debt and Special Funding
Project Category:	Rehabilitation or Restoration	Location:	Citywide
Current Project Stage:	N/A	Council District:	Multiple
Start/End Date:	N/A	Neighborhood District:	Multiple
Total Project Cost:	N/A	Urban Village:	Multiple

This project is an ongoing program designed to improve the four City-owned golf courses (Interbay, Jackson, Jefferson, and West Seattle). Funding for these improvements is provided by green fees, golf cart rentals, ball purchases, and other golf revenues.

Resources	LTD Actuals	2021 Revised	2022	2023	2024	2025	2026	2027	Total
Golf Revenues	2,426	68	-	-	-	-	-	-	2,495
King County Voter-Approved Levy	3,955	1,551	1,155	1,154	1,151	1,144	1,072	1,072	12,254
Total:	6,382	1,619	1,155	1,154	1,151	1,144	1,072	1,072	14,749
Fund Appropriations / Allocations ¹	LTD Actuals	2021 Revised	2022	2023	2024	2025	2026	2027	Total
King County Parks Levy Fund	3,955	1,551	1,155	1,154	1,151	1,144	1,072	1,072	12,254
Unrestricted Cumulative Reserve Fund	2,426	68	-	-	-	-	-	-	2,495
Total:	6,382	1,619	1,155	1,154	1,151	1,144	1,072	1,072	14,749

O&M Impacts: NA

Parks Maintenance Facility Acquisition - Debt Service

Project No:	MC-PR-31006	BSL Code:	BC-PR-30000
Project Type:	Debt Service	BSL Name:	Debt and Special Funding
Project Category:	Improved Facility	Location:	4201 W Marginal Wy SW
Current Project Stage:	N/A	Council District:	Council District 1
Start/End Date:	1999 - 2022	Neighborhood District:	Greater Duwamish
Total Project Cost:	\$9,720	Urban Village:	Not in an Urban Village

This project funds debt service payments on 20-year bonds issued in 2002 to pay for the acquisition of the Westbridge Building, a facility that replaced the Department's primary maintenance facility at Roy Street. The replacement of the Roy Street facility assures a safe and efficient location for the Department's professional trades and a portion of the maintenance crews and management staff.

Resources	LTD Actuals	2021 Revised	2022	2023	2024	2025	2026	2027	Total
City Light Fund Revenues	576	1	-	-	-	-	-	-	577
Concession Revenues	40	-	-	-	-	-	-	-	40
LTGO Bond Proceeds	39	-	-	-	-	-	-	-	39
Real Estate Excise Tax I	8,002	531	531	-	-	-	-	-	9,063
Total:	8,657	532	531	-	-	-	-	-	9,720
Fund Appropriations / Allocations¹	LTD Actuals	2021 Revised	2022	2023	2024	2025	2026	2027	Total
Park And Recreation Fund	40	-	-	-	-	-	-	-	40
Parks 2002 Capital Facilities Bond Fund	39	-	-	-	-	-	-	-	39
REET I Capital Fund	8,002	531	531	-	-	-	-	-	9,063
Unrestricted Cumulative Reserve Fund	576	1	-	-	-	-	-	-	577
Total:	8,657	532	531	-	-	-	-	-	9,720

O&M Impacts: NA

¹Funds are appropriated through the Adopted Budget at the Budget Summary Level. All Amounts shown above are in thousands of dollars

Gas Works Park - Remediation

Project No:	MC-PR-31007	BSL Code:	BC-PR-30000
Project Type:	Ongoing	BSL Name:	Debt and Special Funding
Project Category:	Rehabilitation or Restoration	Location:	2101 N Northlake Wy
Current Project Stage:	N/A	Council District:	Council District 4
Start/End Date:	N/A	Neighborhood District:	Lake Union
Total Project Cost:	N/A	Urban Village:	Not in an Urban Village

This project provides ongoing monitoring efforts to ensure the measures constructed for remediation of soils at Gas Works Park were effective. Monitoring activities include maintenance and operation of the air sparging, SVE systems, soil cap, and other institutional controls; groundwater testing; quarterly reports; and other related work. The project also provides for ongoing monitoring for as long as 20 years from installation, effectively until 2021. All measures of the Compliance Monitoring Project must be executed in accordance with the Consent Decree established in 1998, requiring the Seattle Department of Parks and Recreation, Puget Sound Energy, and the Department of Ecology to implement a Cleanup Action Plan.

Resources	LTD Actuals	2021 Revised	2022	2023	2024	2025	2026	2027	Total
General Fund	402	-	-	-	-	-	-	-	402
Miscellaneous Grants or Donations	175	-	-	-	-	-	-	-	175
Real Estate Excise Tax I	2,110	150	-	-	-	-	-	-	2,260
Real Estate Excise Tax II	834	601	120	220	170	670	1,040	1,040	4,695
State Grant Funds	68	86	-	-	-	-	-	-	154
Total:	3,590	836	120	220	170	670	1,040	1,040	7,686
Fund Appropriations / Allocations¹	LTD Actuals	2021 Revised	2022	2023	2024	2025	2026	2027	Total
Gasworks Park Contamination Remediation Fund	402	-	-	-	-	-	-	-	402
Park And Recreation Fund	243	86	-	-	-	-	-	-	329
REET I Capital Fund	2,110	150	-	-	-	-	-	-	2,260
REET II Capital Fund	834	601	120	220	170	670	1,040	1,040	4,695
Total:	3,590	836	120	220	170	670	1,040	1,040	7,686

O&M Impacts: NA

¹Funds are appropriated through the Adopted Budget at the Budget Summary Level. All Amounts shown above are in thousands of dollars

Rainier Beach CC Debt Service

Project No:	MC-PR-31008	BSL Code:	BC-PR-30000
Project Type:	Debt Service	BSL Name:	Debt and Special Funding
Project Category:	Rehabilitation or Restoration	Location:	8825 Rainier AVE S
Current Project Stage:	N/A	Council District:	Council District 2
Start/End Date:	2019 - 2033	Neighborhood District:	Southeast
Total Project Cost:	\$11,166	Urban Village:	Rainier Beach

This project funds the 20-year debt service payment on bonds issued from 2019 -2033 to pay for the renovation of Rainier Beach Community Center.

Resources	LTD Actuals	2021 Revised	2022	2023	2024	2025	2026	2027	Total
General Fund	2,006	1	-	-	-	-	-	-	2,007
Real Estate Excise Tax I	1,210	1,199	986	985	1,168	1,206	1,203	1,202	9,159
Total:	3,216	1,200	986	985	1,168	1,206	1,203	1,202	11,166
Fund Appropriations / Allocations¹	LTD Actuals	2021 Revised	2022	2023	2024	2025	2026	2027	Total
General Fund	2,006	1	-	-	-	-	-	-	2,007
REET I Capital Fund	1,210	1,199	986	985	1,168	1,206	1,203	1,202	9,159
Total:	3,216	1,200	986	985	1,168	1,206	1,203	1,202	11,166

O&M Impacts: NA

Aquarium Expansion - Debt Service

Project No:	MC-PR-31009	BSL Code:	BC-PR-30000
Project Type:	Debt Service	BSL Name:	Debt and Special Funding
Project Category:	New Facility	Location:	1483 Alaskan Way
Current Project Stage:	N/A	Council District:	Council District 7
Start/End Date:	2020 - 2043	Neighborhood District:	Downtown
Total Project Cost:	\$10,054	Urban Village:	Downtown

The Seattle Aquarium is owned by Seattle Parks and Recreation and operated by the non-profit Seattle Aquarium Society (SEAS). SEAS is planning a major expansion to the Aquarium's existing footprint to add new programming and visitor capacity. This project supports debt service payments on 20-year Limited Tax General Obligation (LTGO) bonds issued in 2021 to pay for the Aquarium Expansion project (MC-PR-21006). The Aquarium Expansion project is part of the overall plan to repair and redevelop the Aquarium and the Central Waterfront area. The final total debt service cost over the course of the bond will be determined upon bond issuance in 2021.

Resources	LTD Actuals	2021 Revised	2022	2023	2024	2025	2026	2027	Total
Real Estate Excise Tax I	-	89	969	1,657	1,834	1,835	1,836	1,836	10,054
Total:	-	89	969	1,657	1,834	1,835	1,836	1,836	10,054
Fund Appropriations / Allocations ¹	LTD Actuals	2021 Revised	2022	2023	2024	2025	2026	2027	Total
REET I Capital Fund	-	89	969	1,657	1,834	1,835	1,836	1,836	10,054
Total:	-	89	969	1,657	1,834	1,835	1,836	1,836	10,054

O&M Impacts: NA

¹Funds are appropriated through the Adopted Budget at the Budget Summary Level. All Amounts shown above are in thousands of dollars

Major Maintenance Backlog and Asset Management

Project No:	MC-PR-41001	BSL Code:	BC-PR-40000
Project Type:	Ongoing	BSL Name:	Fix It First
Project Category:	Rehabilitation or Restoration	Location:	Citywide
Current Project Stage:	N/A	Council District:	Multiple
Start/End Date:	N/A	Neighborhood District:	Multiple
Total Project Cost:	N/A	Urban Village:	Multiple

This ongoing project provides funding for major maintenance projects for assets in all of the city parks and recreation facilities, including athletic fields, play areas, swimming pools, trails, buildings, accessibility elements, outdoor infrastructure, and related work. This project also funds a new integrated asset management and work order system to better track and forecast long-term asset and maintenance needs. The project also increases Parks' ability to remove property encroachments. Typical major maintenance improvements may include, but are not limited to renovating buildings, Americans with Disabilities (ADA) access improvements, replacing play area structures, forest, landscape, trail maintenance and improvements, swimming pool repairs, athletic field refurbishment, and installation of energy efficient lighting, and related major maintenance work. These projects will address health and safety codes, extend the life of the asset, improve access for all, reduce energy costs, reclaim Parks property, and improve the overall park experience for the public. This project is part of the Metropolitan Parks District measure put before voters in 2014.

Resources	LTD Actuals	2021 Revised	2022	2023	2024	2025	2026	2027	Total
CRS Misc Revenues	-	-	2,000	-	-	-	-	-	2,000
King County Funds	22	53	-	-	-	-	-	-	75
Miscellaneous Revenues	-	17	-	-	-	-	-	-	17
Private Funding/Donations	-	79	-	-	-	-	-	-	79
Real Estate Excise Tax I	870	5,527	-	2,413	5,681	10,235	3,184	134	28,045
Real Estate Excise Tax II	3,059	7,603	15,289	-	920	-	7,253	8,419	42,544
Seattle Park District Revenues	55,028	29,891	11,343	11,821	12,117	12,420	12,730	12,740	158,088
State Grant Funds	577	1,451	-	-	-	-	-	-	2,028
Use of Fund Balance	113	-	-	-	-	-	-	-	113
Total:	59,670	44,621	28,632	14,234	18,718	22,655	23,167	21,293	232,989
Fund Appropriations / Allocations¹	LTD Actuals	2021 Revised	2022	2023	2024	2025	2026	2027	Total
Park And Recreation Fund	387	1,600	-	-	-	-	-	-	1,987
REET I Capital Fund	870	5,527	-	2,413	5,681	10,235	3,184	134	28,045
REET II Capital Fund	3,059	7,603	15,289	-	920	-	7,253	8,419	42,544
Seattle Park District Fund	55,028	29,891	11,343	11,821	12,117	12,420	12,730	12,740	158,088
Unrestricted Cumulative Reserve Fund	325	-	2,000	-	-	-	-	-	2,325
Total:	59,670	44,621	28,632	14,234	18,718	22,655	23,167	21,293	232,989

O&M Impacts: NA

¹Funds are appropriated through the Adopted Budget at the Budget Summary Level. All Amounts shown above are in thousands of dollars

Community Center Rehabilitation & Development

Project No:	MC-PR-41002	BSL Code:	BC-PR-40000
Project Type:	Ongoing	BSL Name:	Fix It First
Project Category:	Rehabilitation or Restoration	Location:	Citywide
Current Project Stage:	N/A	Council District:	Multiple
Start/End Date:	N/A	Neighborhood District:	Multiple
Total Project Cost:	N/A	Urban Village:	Multiple

This ongoing project provides funding for improvements at 26 community centers, the oldest of which is 103 years old. Typical improvements include renovation, upgrades, or replacement of major building systems, roof and building envelopes, seismic upgrades, painting, energy efficient lighting and other environmentally sustainable building components, Americans with Disabilities (ADA) access improvements, and related work. In some instances, facilities will be replaced or remodeled to improve programming space. The individual projects will address health and safety codes, extend the life of the asset, improve access for all, reduce energy costs, improve the overall community center experience for the public, and meet today's and future recreation needs. This project is part of the Metropolitan Parks District measure put before voters in 2014.

Resources	LTD Actuals	2021 Revised	2022	2023	2024	2025	2026	2027	Total
Park and Recreation Fund	7	143	-	-	-	-	-	-	150
Real Estate Excise Tax I	-	2,286	2,282	-	-	-	-	-	4,568
Real Estate Excise Tax II	1,793	5,890	-	-	-	-	-	-	7,683
Seattle Park District Revenues	5,402	9,251	396	256	263	270	276	283	16,398
Total:	7,202	17,570	2,678	256	263	270	276	283	28,799
Fund Appropriations / Allocations¹	LTD Actuals	2021 Revised	2022	2023	2024	2025	2026	2027	Total
Park And Recreation Fund	7	143	-	-	-	-	-	-	150
REET I Capital Fund	-	2,286	2,282	-	-	-	-	-	4,568
REET II Capital Fund	1,793	5,890	-	-	-	-	-	-	7,683
Seattle Park District Fund	5,402	9,251	396	256	263	270	276	283	16,398
Total:	7,202	17,570	2,678	256	263	270	276	283	28,799

O&M Impacts: NA

¹Funds are appropriated through the Adopted Budget at the Budget Summary Level. All Amounts shown above are in thousands of dollars

Saving our City Forests

Project No:	MC-PR-41003	BSL Code:	BC-PR-40000
Project Type:	Ongoing	BSL Name:	Fix It First
Project Category:	Rehabilitation or Restoration	Location:	Citywide
Current Project Stage:	N/A	Council District:	Multiple
Start/End Date:	N/A	Neighborhood District:	Multiple
Total Project Cost:	N/A	Urban Village:	Multiple

This ongoing project restores and maintains Seattle's 2,500 acres of urban forests. Seattle's trees are aging and inundated with invasive plants, including English ivy, Himalayan blackberry, Scot's broom, and knotweed. This project expands Parks' capacity to restore forest land, and to provide the ongoing monitoring and maintenance work necessary to keep restored areas from being overrun by invasive plants. A healthy urban forest contributes significantly to the health of the environment by cleaning air and water, filtering and retaining storm water, and providing a respite from the built environment. This project is part of the Metropolitan Parks District measure put before voters in 2014.

Resources	LTD Actuals	2021 Revised	2022	2023	2024	2025	2026	2027	Total
Seattle Park District Revenues	8,499	1,668	1,083	1,109	1,137	1,165	1,194	1,224	17,081
Total:	8,499	1,668	1,083	1,109	1,137	1,165	1,194	1,224	17,081
Fund Appropriations / Allocations¹	LTD Actuals	2021 Revised	2022	2023	2024	2025	2026	2027	Total
Seattle Park District Fund	8,499	1,668	1,083	1,109	1,137	1,165	1,194	1,224	17,081
Total:	8,499	1,668	1,083	1,109	1,137	1,165	1,194	1,224	17,081

O&M Impacts: NA

Aquarium Major Maintenance

Project No:	MC-PR-41004	BSL Code:	BC-PR-40000
Project Type:	Ongoing	BSL Name:	Fix It First
Project Category:	Rehabilitation or Restoration	Location:	1483 Alaskan WAY
Current Project Stage:	N/A	Council District:	Council District 7
Start/End Date:	N/A	Neighborhood District:	Downtown
Total Project Cost:	N/A	Urban Village:	Downtown

This ongoing project provides funds for major maintenance at the Aquarium and other related items. Typical projects include seawater pump replacement, tank repairs, energy efficient systems upgrades, exterior decking repairs, Americans with Disabilities (ADA) access improvements, roofing and seismic upgrades, and related work. The facility was constructed in 1980, and a partial addition was installed on Pier 59 portion of the building in 2006. Due to the harsh saltwater environment, Aquarium facilities have a shorter lifespan than similar facilities not located over saltwater. The individual projects will address health and safety codes, extend the life of the asset, improve access for all, reduce energy costs, and improve the overall Aquarium experience for the public. This project is part of the Seattle Park District measure put before voters in 2014.

Resources	LTD Actuals	2021 Revised	2022	2023	2024	2025	2026	2027	Total
Seattle Park District Revenues	3,003	1,222	1,252	1,283	1,315	1,348	1,382	1,416	12,221
Total:	3,003	1,222	1,252	1,283	1,315	1,348	1,382	1,416	12,221
Fund Appropriations / Allocations ¹	LTD Actuals	2021 Revised	2022	2023	2024	2025	2026	2027	Total
Seattle Park District Fund	3,003	1,222	1,252	1,283	1,315	1,348	1,382	1,416	12,221
Total:	3,003	1,222	1,252	1,283	1,315	1,348	1,382	1,416	12,221

O&M Impacts: NA

Zoo Major Maintenance

Project No:	MC-PR-41005	BSL Code:	BC-PR-40000
Project Type:	Ongoing	BSL Name:	Fix It First
Project Category:	Rehabilitation or Restoration	Location:	601 N 59TH ST
Current Project Stage:	N/A	Council District:	Council District 6
Start/End Date:	N/A	Neighborhood District:	Northwest
Total Project Cost:	N/A	Urban Village:	Not in an Urban Village

This ongoing project preserves the Zoo facilities to enable it to operate efficiently, and to offer a world-class experience to the patrons. Typical projects include exhibit renovation or replacement, water, electrical, irrigation, and sewer systems replacement, energy efficient improvements, pavement and grounds restoration, Americans with Disabilities (ADA) access improvements, and related work. The oldest buildings at the Zoo were constructed in the 1930s and others have been built in subsequent decades. The individual projects will address health and safety codes, extend the life of the asset, improve access for all, reduce energy costs, and improve the overall Zoo experience for the public. This project is part of the Metropolitan Parks District measure put before voters in 2014.

Resources	LTD Actuals	2021 Revised	2022	2023	2024	2025	2026	2027	Total
Real Estate Excise Tax II	2,643	3,270	2,087	2,140	2,194	2,249	2,305	2,363	19,251
Seattle Park District Revenues	6,036	48	-	-	-	-	-	-	6,084
Total:	8,679	3,318	2,087	2,140	2,194	2,249	2,305	2,363	25,335
Fund Appropriations / Allocations¹	LTD Actuals	2021 Revised	2022	2023	2024	2025	2026	2027	Total
REET II Capital Fund	2,643	3,270	2,087	2,140	2,194	2,249	2,305	2,363	19,251
Seattle Park District Fund	6,036	48	-	-	-	-	-	-	6,084
Total:	8,679	3,318	2,087	2,140	2,194	2,249	2,305	2,363	25,335

O&M Impacts: NA

¹Funds are appropriated through the Adopted Budget at the Budget Summary Level. All Amounts shown above are in thousands of dollars

Beach Restoration Program

Project No:	MC-PR-41006	BSL Code:	BC-PR-40000
Project Type:	Ongoing	BSL Name:	Fix It First
Project Category:	Rehabilitation or Restoration	Location:	Citywide
Current Project Stage:	N/A	Council District:	Multiple
Start/End Date:	N/A	Neighborhood District:	Multiple
Total Project Cost:	N/A	Urban Village:	Not in an Urban Village

This ongoing project provides for periodic beach renourishment and related work at selected sites throughout the City. Work includes, but is not limited to, laying sand and gravel to replenish beaches that have eroded in recent years and to improve substrate for juvenile salmon habitat. This project supports the Restore Our Waters Strategy to improve Seattle's aquatic environments.

Resources	LTD Actuals	2021 Revised	2022	2023	2024	2025	2026	2027	Total
King County Funds	806	715	-	-	-	-	-	-	1,521
Private Funding/Donations	-	25	-	-	-	-	-	-	25
Real Estate Excise Tax I	14	568	-	-	-	-	-	-	582
State Grant Funds	221	479	-	-	-	-	-	-	700
Use of Fund Balance	(21)	21	-	-	-	-	-	-	-
Total:	1,020	1,808	-	-	-	-	-	-	2,828
Fund Appropriations / Allocations¹	LTD Actuals	2021 Revised	2022	2023	2024	2025	2026	2027	Total
Beach Maintenance Fund	335	265	-	-	-	-	-	-	600
Park And Recreation Fund	421	975	-	-	-	-	-	-	1,396
REET I Capital Fund	14	568	-	-	-	-	-	-	582
Unrestricted Cumulative Reserve Fund	250	-	-	-	-	-	-	-	250
Total:	1,020	1,808	-	-	-	-	-	-	2,828

O&M Impacts: NA

¹Funds are appropriated through the Adopted Budget at the Budget Summary Level. All Amounts shown above are in thousands of dollars

Boiler and Mechanical System Replacement Program

Project No:	MC-PR-41007	BSL Code:	BC-PR-40000
Project Type:	Ongoing	BSL Name:	Fix It First
Project Category:	Rehabilitation or Restoration	Location:	Citywide
Current Project Stage:	N/A	Council District:	Multiple
Start/End Date:	N/A	Neighborhood District:	Multiple
Total Project Cost:	N/A	Urban Village:	Not in an Urban Village

This ongoing project replaces boilers, mechanical systems, and any related work necessary in facilities throughout the Parks system. Costs for certain boiler and mechanical systems replacements may be eligible for reimbursement from Seattle City Light or Puget Sound Energy. This project extends the useful life of the boilers and assures that Department facilities are not closed due to boiler and mechanical systems failure.

Resources	LTD Actuals	2021 Revised	2022	2023	2024	2025	2026	2027	Total
Real Estate Excise Tax I	100	-	-	-	-	-	-	-	100
Real Estate Excise Tax II	1,576	2	-	-	-	-	-	-	1,579
Total:	1,676	2	-	-	-	-	-	-	1,679
Fund Appropriations / Allocations¹	LTD Actuals	2021 Revised	2022	2023	2024	2025	2026	2027	Total
REET I Capital Fund	100	-	-	-	-	-	-	-	100
REET II Capital Fund	1,576	2	-	-	-	-	-	-	1,579
Total:	1,676	2	-	-	-	-	-	-	1,679

O&M Impacts: NA

Electrical System Replacement Program

Project No:	MC-PR-41008	BSL Code:	BC-PR-40000
Project Type:	Ongoing	BSL Name:	Fix It First
Project Category:	Rehabilitation or Restoration	Location:	Citywide
Current Project Stage:	N/A	Council District:	Multiple
Start/End Date:	N/A	Neighborhood District:	Multiple
Total Project Cost:	N/A	Urban Village:	Multiple

This ongoing project renovates electrical systems throughout the park system to reduce fire hazards and performs other related work. Future funding depends on specific projects and available resources, including grants. This project extends the useful life of electrical systems in various Parks facilities and increases the safety of these systems.

Resources	LTD Actuals	2021 Revised	2022	2023	2024	2025	2026	2027	Total
Real Estate Excise Tax I	556	-	-	-	-	-	-	-	556
Real Estate Excise Tax II	1,299	35	-	-	-	-	-	-	1,334
Total:	1,855	35	-	-	-	-	-	-	1,890
Fund Appropriations / Allocations¹	LTD Actuals	2021 Revised	2022	2023	2024	2025	2026	2027	Total
REET I Capital Fund	556	-	-	-	-	-	-	-	556
REET II Capital Fund	1,299	35	-	-	-	-	-	-	1,334
Total:	1,855	35	-	-	-	-	-	-	1,890

O&M Impacts: NA

Ballfield Lighting Replacement Program

Project No:	MC-PR-41009	BSL Code:	BC-PR-40000
Project Type:	Ongoing	BSL Name:	Fix It First
Project Category:	Rehabilitation or Restoration	Location:	Citywide
Current Project Stage:	N/A	Council District:	Multiple
Start/End Date:	N/A	Neighborhood District:	Multiple
Total Project Cost:	N/A	Urban Village:	Not in an Urban Village

This project provides funding to conduct core testing of wood light poles at various ballfields, replace deteriorated wooden poles with metal poles, install new electrical systems, and perform other related work. The new lighting systems will reduce light spillover and energy efficient. This is a long-term program to replace all deteriorated wood light poles over the next several years. Future funding for this program depends on available resources.

Resources	LTD Actuals	2021 Revised	2022	2023	2024	2025	2026	2027	Total
Real Estate Excise Tax I	228	-	-	-	-	-	-	-	228
Real Estate Excise Tax II	3,526	72	-	-	-	-	-	-	3,598
Total:	3,754	72	-	-	-	-	-	-	3,826
Fund Appropriations / Allocations¹	LTD Actuals	2021 Revised	2022	2023	2024	2025	2026	2027	Total
REET I Capital Fund	228	-	-	-	-	-	-	-	228
REET II Capital Fund	3,526	72	-	-	-	-	-	-	3,598
Total:	3,754	72	-	-	-	-	-	-	3,826

O&M Impacts: NA

¹Funds are appropriated through the Adopted Budget at the Budget Summary Level. All Amounts shown above are in thousands of dollars

Utility Conservation Program

Project No:	MC-PR-41010	BSL Code:	BC-PR-40000
Project Type:	Ongoing	BSL Name:	Fix It First
Project Category:	Rehabilitation or Restoration	Location:	Citywide
Current Project Stage:	N/A	Council District:	Multiple
Start/End Date:	N/A	Neighborhood District:	Multiple
Total Project Cost:	N/A	Urban Village:	Multiple

This ongoing project implements energy conservation projects in collaboration with Seattle City Light, Seattle Public Utilities, and Puget Sound Energy. Projects may include lighting, heating, and water use renovations at various facilities throughout the Parks system. These projects result in energy savings and better air and water quality, and support the Climate Protection Initiative by reducing greenhouse gas emissions. The cost of these projects is expected to be recovered within approximately five years through reduced utility costs and rebates from the three utilities. Rebates and other additional resources will be pursued to fund future conservation projects.

Resources	LTD Actuals	2021 Revised	2022	2023	2024	2025	2026	2027	Total
General Fund	111	-	-	-	-	-	-	-	111
Miscellaneous Grants or Donations	999	174	105	105	105	105	105	105	1,804
Real Estate Excise Tax I	589	125	125	125	-	-	-	-	964
Real Estate Excise Tax II	2,218	-	-	-	250	250	250	250	3,218
Total:	3,917	299	230	230	355	355	355	355	6,097
Fund Appropriations / Allocations¹	LTD Actuals	2021 Revised	2022	2023	2024	2025	2026	2027	Total
General Fund	111	-	-	-	-	-	-	-	111
Park And Recreation Fund	246	174	105	105	105	105	105	105	1,050
REET I Capital Fund	589	125	125	125	-	-	-	-	964
REET II Capital Fund	2,218	-	-	-	250	250	250	250	3,218
Unrestricted Cumulative Reserve Fund	754	-	-	-	-	-	-	-	754
Total:	3,917	299	230	230	355	355	355	355	6,097

O&M Impacts: NA

¹Funds are appropriated through the Adopted Budget at the Budget Summary Level. All Amounts shown above are in thousands of dollars

Urban Forestry - Tree Replacement

Project No:	MC-PR-41011	BSL Code:	BC-PR-40000
Project Type:	Ongoing	BSL Name:	Fix It First
Project Category:	Rehabilitation or Restoration	Location:	Citywide
Current Project Stage:	N/A	Council District:	Multiple
Start/End Date:	N/A	Neighborhood District:	Multiple
Total Project Cost:	N/A	Urban Village:	Not in an Urban Village

This ongoing project replaces each tree removed from developed park land and boulevards with two new trees and other related work. The Department typically removes approximately 500 trees per year. This project increases the City's tree canopy and supports the Green Seattle initiative.

Resources	LTD Actuals	2021 Revised	2022	2023	2024	2025	2026	2027	Total
Miscellaneous Grants or Donations	42	-	-	-	-	-	-	-	42
Real Estate Excise Tax I	240	-	-	-	-	-	-	-	240
Real Estate Excise Tax II	1,440	111	95	95	95	95	95	95	2,120
Total:	1,721	111	95	95	95	95	95	95	2,402
Fund Appropriations / Allocations ¹	LTD Actuals	2021 Revised	2022	2023	2024	2025	2026	2027	Total
REET I Capital Fund	240	-	-	-	-	-	-	-	240
REET II Capital Fund	1,440	111	95	95	95	95	95	95	2,120
Unrestricted Cumulative Reserve Fund	42	-	-	-	-	-	-	-	42
Total:	1,721	111	95	95	95	95	95	95	2,402

O&M Impacts: NA

Urban Forestry - Green Seattle Partnership

Project No:	MC-PR-41012	BSL Code:	BC-PR-40000
Project Type:	Ongoing	BSL Name:	Fix It First
Project Category:	Rehabilitation or Restoration	Location:	Citywide
Current Project Stage:	N/A	Council District:	Multiple
Start/End Date:	N/A	Neighborhood District:	Multiple
Total Project Cost:	N/A	Urban Village:	Multiple

This ongoing project is a collaborative effort between the City of Seattle and Forterra to restore 2,500 acres of forested park lands in Seattle by 2025. Restoration for each acre occurs over a three-year period and includes clearing invasive plants, replanting the area with native plants, caring for the plants through establishment, and other related work. This project supports the Green Seattle initiative.

Resources	LTD Actuals	2021 Revised	2022	2023	2024	2025	2026	2027	Total
CRS Misc Revenues	494	94	-	-	-	-	-	-	588
King County Funds	140	-	-	-	-	-	-	-	140
Real Estate Excise Tax I	7,255	-	-	-	-	-	-	-	7,255
Real Estate Excise Tax II	10,043	1,148	1,200	1,200	1,700	1,700	1,700	1,700	20,391
State Grant Funds	391	-	-	-	-	-	-	-	391
Total:	18,323	1,242	1,200	1,200	1,700	1,700	1,700	1,700	28,765
Fund Appropriations / Allocations ¹	LTD Actuals	2021 Revised	2022	2023	2024	2025	2026	2027	Total
Park And Recreation Fund	253	94	-	-	-	-	-	-	347
REET I Capital Fund	7,255	-	-	-	-	-	-	-	7,255
REET II Capital Fund	10,043	1,148	1,200	1,200	1,700	1,700	1,700	1,700	20,391
Unrestricted Cumulative Reserve Fund	772	-	-	-	-	-	-	-	772
Total:	18,323	1,242	1,200	1,200	1,700	1,700	1,700	1,700	28,765

O&M Impacts: NA

Seward Park Forest Restoration

Project No:	MC-PR-41013	BSL Code:	BC-PR-40000
Project Type:	Ongoing	BSL Name:	Fix It First
Project Category:	Rehabilitation or Restoration	Location:	5900 Lake Washington Blvd S
Current Project Stage:	N/A	Council District:	Council District 2
Start/End Date:	2008 - 2024	Neighborhood District:	Southeast
Total Project Cost:	\$1,101	Urban Village:	Not in an Urban Village

This project provides for the restoration of old growth forest in Seward Park as part of the Green Seattle Partnership. The restoration work will be guided by the established vegetation management plan for Seward Park. This additional work is being funded by a private donation of \$1 million. The donation will be made to the Seattle Foundation over the course of 3 to 4 years and dispersed to Parks over a period of 10 to 11 years.

Resources	LTD Actuals	2021 Revised	2022	2023	2024	2025	2026	2027	Total
Miscellaneous Grants or Donations	984	27	-	-	-	-	-	-	1,011
Private Funding/Donations	-	90	-	-	-	-	-	-	90
Total:	984	117	-	-	-	-	-	-	1,101
Fund Appropriations / Allocations ¹	LTD Actuals	2021 Revised	2022	2023	2024	2025	2026	2027	Total
Park And Recreation Fund	153	117	-	-	-	-	-	-	270
Unrestricted Cumulative Reserve Fund	831	-	-	-	-	-	-	-	831
Total:	984	117	-	-	-	-	-	-	1,101

O&M Impacts:

¹Funds are appropriated through the Adopted Budget at the Budget Summary Level. All Amounts shown above are in thousands of dollars

Neighborhood Capital Program

Project No:	MC-PR-41015	BSL Code:	BC-PR-40000
Project Type:	Ongoing	BSL Name:	Fix It First
Project Category:	Rehabilitation or Restoration	Location:	Citywide
Current Project Stage:	N/A	Council District:	Multiple
Start/End Date:	N/A	Neighborhood District:	Multiple
Total Project Cost:	N/A	Urban Village:	Multiple

This program provides funding for various projects that were proposed and prioritized through participatory budgeting process administered by the Department of Neighborhoods. This is a partner project to SDOT's Neighborhood Parks Street Fund - Your Voice, Your Choice project.

Resources	LTD Actuals	2021 Revised	2022	2023	2024	2025	2026	2027	Total
Real Estate Excise Tax I	243	-	-	-	-	-	-	-	243
Real Estate Excise Tax II	1,623	175	-	-	-	-	-	-	1,799
Total:	1,866	175	-	-	-	-	-	-	2,042
Fund Appropriations / Allocations ¹	LTD Actuals	2021 Revised	2022	2023	2024	2025	2026	2027	Total
REET I Capital Fund	243	-	-	-	-	-	-	-	243
REET II Capital Fund	1,623	175	-	-	-	-	-	-	1,799
Total:	1,866	175	-	-	-	-	-	-	2,042

O&M Impacts: NA

Environmental Remediation Program

Project No:	MC-PR-41016	BSL Code:	BC-PR-40000
Project Type:	Ongoing	BSL Name:	Fix It First
Project Category:	Rehabilitation or Restoration	Location:	Citywide
Current Project Stage:	N/A	Council District:	Multiple
Start/End Date:	N/A	Neighborhood District:	Multiple
Total Project Cost:	N/A	Urban Village:	Multiple

This ongoing project provides for abatement of lead paint, asbestos, contaminated soils, and other required remediation efforts at sites throughout the City. Projects are determined based on legal requirements, the severity of the problem, and the impact to the public and Parks operations.

Resources	LTD Actuals	2021 Revised	2022	2023	2024	2025	2026	2027	Total
Real Estate Excise Tax I	202	-	-	-	-	-	-	-	202
Real Estate Excise Tax II	759	73	-	-	-	-	-	-	832
Total:	962	73	-	-	-	-	-	-	1,035
Fund Appropriations / Allocations ¹	LTD Actuals	2021 Revised	2022	2023	2024	2025	2026	2027	Total
REET I Capital Fund	202	-	-	-	-	-	-	-	202
REET II Capital Fund	759	73	-	-	-	-	-	-	832
Total:	962	73	-	-	-	-	-	-	1,035

O&M Impacts: NA

Landscape Restoration Program

Project No:	MC-PR-41017	BSL Code:	BC-PR-40000
Project Type:	Ongoing	BSL Name:	Fix It First
Project Category:	Rehabilitation or Restoration	Location:	Citywide
Current Project Stage:	N/A	Council District:	Multiple
Start/End Date:	N/A	Neighborhood District:	Multiple
Total Project Cost:	N/A	Urban Village:	Not in an Urban Village

This ongoing program restores developed landscape areas by replacing and installing shrubbery, trees, turf, structural elements, and other elements in parks throughout the City. The program also includes a monitoring and plant establishment project, which provides necessary labor and materials to ensure that each restoration site is checked twice a year for the first three years after planting.

Resources	LTD Actuals	2021 Revised	2022	2023	2024	2025	2026	2027	Total
Property Sales and Interest Earnings	110	-	-	-	-	-	-	-	110
Real Estate Excise Tax I	1,252	305	305	-	-	-	-	-	1,862
Real Estate Excise Tax II	3,095	7	-	430	430	430	430	430	5,252
Total:	4,457	312	305	430	430	430	430	430	7,224
Fund Appropriations / Allocations ¹	LTD Actuals	2021 Revised	2022	2023	2024	2025	2026	2027	Total
REET I Capital Fund	1,252	305	305	-	-	-	-	-	1,862
REET II Capital Fund	3,095	7	-	430	430	430	430	430	5,252
Unrestricted Cumulative Reserve Fund	110	-	-	-	-	-	-	-	110
Total:	4,457	312	305	430	430	430	430	430	7,224

O&M Impacts: NA

Play Area Safety Program

Project No:	MC-PR-41018	BSL Code:	BC-PR-40000
Project Type:	Ongoing	BSL Name:	Fix It First
Project Category:	Rehabilitation or Restoration	Location:	Citywide
Current Project Stage:	N/A	Council District:	Multiple
Start/End Date:	N/A	Neighborhood District:	Multiple
Total Project Cost:	N/A	Urban Village:	Multiple

This ongoing program renovates play areas, makes ADA improvements, installs safety upgrades, and performs other related work. The program focuses on addressing safety issues at two to four play areas per year. Primarily, the program is focused on installing proper safety surfacing at children's play areas throughout the parks system. Future funding for this program depends on specific projects and available resources, including grants. This program extends the useful life and improves the safety of the play areas.

Resources	LTD Actuals	2021 Revised	2022	2023	2024	2025	2026	2027	Total
Real Estate Excise Tax I	410	-	-	-	-	-	-	-	410
Real Estate Excise Tax II	839	51	-	-	-	-	-	-	890
Total:	1,249	51	-	-	-	-	-	-	1,300
Fund Appropriations / Allocations ¹	LTD Actuals	2021 Revised	2022	2023	2024	2025	2026	2027	Total
REET I Capital Fund	410	-	-	-	-	-	-	-	410
REET II Capital Fund	839	51	-	-	-	-	-	-	890
Total:	1,249	51	-	-	-	-	-	-	1,300

O&M Impacts: NA

Sport Court Restoration Program

Project No:	MC-PR-41019	BSL Code:	BC-PR-40000
Project Type:	Ongoing	BSL Name:	Fix It First
Project Category:	Rehabilitation or Restoration	Location:	Citywide
Current Project Stage:	N/A	Council District:	Multiple
Start/End Date:	N/A	Neighborhood District:	Multiple
Total Project Cost:	N/A	Urban Village:	Not in an Urban Village

This ongoing project renovates sport courts including tennis, basketball, and pickleball courts throughout the City. The program focuses on crack repair, color coating, providing new posts, standards, and nets, and completing less expensive repairs. Between one and three courts are renovated each year that are selected based on user complaints and staff evaluation of conditions.

Resources	LTD Actuals	2021 Revised	2022	2023	2024	2025	2026	2027	Total
King County Funds	6	-	-	-	-	-	-	-	6
Miscellaneous Grants or Donations	14	-	-	-	-	-	-	-	14
Real Estate Excise Tax I	45	-	-	-	-	-	-	-	45
Real Estate Excise Tax II	614	35	-	-	-	-	-	-	649
Total:	679	35	-	-	-	-	-	-	714
Fund Appropriations / Allocations¹	LTD Actuals	2021 Revised	2022	2023	2024	2025	2026	2027	Total
REET I Capital Fund	45	-	-	-	-	-	-	-	45
REET II Capital Fund	614	35	-	-	-	-	-	-	649
Unrestricted Cumulative Reserve Fund	20	-	-	-	-	-	-	-	20
Total:	679	35	-	-	-	-	-	-	714

O&M Impacts: NA

¹Funds are appropriated through the Adopted Budget at the Budget Summary Level. All Amounts shown above are in thousands of dollars

Irrigation Replacement and Outdoor Infrastructure Program

Project No:	MC-PR-41020	BSL Code:	BC-PR-40000
Project Type:	Ongoing	BSL Name:	Fix It First
Project Category:	Rehabilitation or Restoration	Location:	Citywide
Current Project Stage:	N/A	Council District:	Multiple
Start/End Date:	N/A	Neighborhood District:	Multiple
Total Project Cost:	N/A	Urban Village:	Multiple

This ongoing project funds engineering and other studies of the Department's park irrigation and outdoor infrastructure systems (e.g., water mains, irrigation and drainage lines, sanitary and storm sewers, electrical utilities, roads, paths, trails, retaining walls, bridges, saltwater piers, and related infrastructure); associated cost estimating; related staff and consultant support for developing and prioritizing projects within the Department's Asset Management Plan; and implements replacement projects at various sites. Specific projects are determined by the study and operational considerations. This project provides conservation benefits by reducing water loss due to leaking systems, allocating water flow more efficiently through improved technology, and implementing other related work. It also extends the useful life of the infrastructure.

Resources	LTD Actuals	2021 Revised	2022	2023	2024	2025	2026	2027	Total
Drainage and Wastewater Rates	40	-	-	-	-	-	-	-	40
Real Estate Excise Tax I	568	217	200	-	-	-	-	-	985
Real Estate Excise Tax II	1,877	182	-	200	550	550	550	550	4,459
Total:	2,485	399	200	200	550	550	550	550	5,485
Fund Appropriations / Allocations¹	LTD Actuals	2021 Revised	2022	2023	2024	2025	2026	2027	Total
REET I Capital Fund	568	217	200	-	-	-	-	-	985
REET II Capital Fund	1,877	182	-	200	550	550	550	550	4,459
Unrestricted Cumulative Reserve Fund	40	-	-	-	-	-	-	-	40
Total:	2,485	399	200	200	550	550	550	550	5,485

O&M Impacts: NA

¹Funds are appropriated through the Adopted Budget at the Budget Summary Level. All Amounts shown above are in thousands of dollars

Boat Moorage Restoration

Project No:	MC-PR-41021	BSL Code:	BC-PR-40000
Project Type:	Ongoing	BSL Name:	Fix It First
Project Category:	Rehabilitation or Restoration	Location:	201 Lakeside AVE
Current Project Stage:	N/A	Council District:	Council District 2
Start/End Date:	N/A	Neighborhood District:	Central
Total Project Cost:	N/A	Urban Village:	Not in an Urban Village

This project renovates City-owned boat moorages throughout the park system. Work includes, but is not limited to, repairs to the piles, caps, stringers, decking, and breakwater structures. These repairs extend the useful life boat moorages, many of which generate revenues to the Department each year.

Resources	LTD Actuals	2021 Revised	2022	2023	2024	2025	2026	2027	Total
Concession Revenues	286	14	-	-	-	-	-	-	300
Real Estate Excise Tax I	247	3,753	2,314	-	-	-	-	-	6,314
State Grant Funds	46	954	-	-	-	-	-	-	1,000
Use of Fund Balance	(31)	31	-	-	-	-	-	-	-
Total:	548	4,752	2,314	-	-	-	-	-	7,614
Fund Appropriations / Allocations¹	LTD Actuals	2021 Revised	2022	2023	2024	2025	2026	2027	Total
Park And Recreation Fund	15	985	-	-	-	-	-	-	1,000
REET I Capital Fund	247	3,753	2,314	-	-	-	-	-	6,314
Unrestricted Cumulative Reserve Fund	286	14	-	-	-	-	-	-	300
Total:	548	4,752	2,314	-	-	-	-	-	7,614

O&M Impacts: NA

Urban Forestry - Forest Restoration Program

Project No:	MC-PR-41022	BSL Code:	BC-PR-40000
Project Type:	Ongoing	BSL Name:	Fix It First
Project Category:	Rehabilitation or Restoration	Location:	Citywide
Current Project Stage:	N/A	Council District:	Multiple
Start/End Date:	N/A	Neighborhood District:	Multiple
Total Project Cost:	N/A	Urban Village:	Not in an Urban Village

This program develops forest and vegetation management plans, implements restoration projects at sites throughout the City's park system, removes hazardous trees, and performs other related work. Restoration projects, with much of the work being performed by citizen volunteers, may include removal of invasive plants, such as English ivy and Himalayan blackberry, followed by replanting with native plants. Future funding for this program depends on available resources. This project enhances Seattle's urban forest and supports the Green Seattle Partnership to increase overall City tree canopy and the Restore Our Waters Strategy to improve Seattle's aquatic environments.

Resources	LTD Actuals	2021 Revised	2022	2023	2024	2025	2026	2027	Total
Real Estate Excise Tax I	586	200	-	-	-	-	-	-	786
Real Estate Excise Tax II	1,369	135	200	200	200	200	200	200	2,704
Total:	1,955	335	200	200	200	200	200	200	3,490
Fund Appropriations / Allocations ¹	LTD Actuals	2021 Revised	2022	2023	2024	2025	2026	2027	Total
REET I Capital Fund	586	200	-	-	-	-	-	-	786
REET II Capital Fund	1,369	135	200	200	200	200	200	200	2,704
Total:	1,955	335	200	200	200	200	200	200	3,490

O&M Impacts: NA

Ballfields - Minor Capital Improvements

Project No:	MC-PR-41023	BSL Code:	BC-PR-40000
Project Type:	Ongoing	BSL Name:	Fix It First
Project Category:	Rehabilitation or Restoration	Location:	Citywide
Current Project Stage:	N/A	Council District:	Multiple
Start/End Date:	N/A	Neighborhood District:	Multiple
Total Project Cost:	N/A	Urban Village:	Multiple

This ongoing project provides small-scale renovations and minor improvements to athletic fields throughout the City. Typical improvements include, but are not limited to, repairs to fencing and backstops, renovations to dugouts and playing surfaces, modifications and improvements to irrigation systems and replacement of goal posts and nets. Future funding for this project depends on specific projects and available resources, including grants. This project extends the useful life of the various elements of athletic fields.

Resources	LTD Actuals	2021 Revised	2022	2023	2024	2025	2026	2027	Total
King County Funds	120	-	-	-	-	-	-	-	120
Real Estate Excise Tax I	45	-	-	-	-	-	-	-	45
Real Estate Excise Tax II	367	24	-	-	-	-	-	-	391
Total:	532	24	-	-	-	-	-	-	556
Fund Appropriations / Allocations¹	LTD Actuals	2021 Revised	2022	2023	2024	2025	2026	2027	Total
REET I Capital Fund	45	-	-	-	-	-	-	-	45
REET II Capital Fund	367	24	-	-	-	-	-	-	391
Unrestricted Cumulative Reserve Fund	120	-	-	-	-	-	-	-	120
Total:	532	24	-	-	-	-	-	-	556

O&M Impacts: NA

¹Funds are appropriated through the Adopted Budget at the Budget Summary Level. All Amounts shown above are in thousands of dollars

Neighborhood Response Program

Project No:	MC-PR-41024	BSL Code:	BC-PR-40000
Project Type:	Ongoing	BSL Name:	Fix It First
Project Category:	Rehabilitation or Restoration	Location:	Citywide
Current Project Stage:	N/A	Council District:	Multiple
Start/End Date:	N/A	Neighborhood District:	Multiple
Total Project Cost:	N/A	Urban Village:	Multiple

This ongoing program provides funding for small projects identified by citizens, neighborhood groups, or other community organizations. Projects address requests which are typically under \$50,000, and may be used for major maintenance activities performed in conjunction with development-oriented Neighborhood Matching Fund (NMF) projects. This program enables the Department to respond quickly to community requests for repairs in neighborhood parks.

Resources	LTD Actuals	2021 Revised	2022	2023	2024	2025	2026	2027	Total
King County Funds	37	-	-	-	-	-	-	-	37
Private Funding/Donations	898	89	-	-	-	-	-	-	987
Real Estate Excise Tax I	718	205	50	-	-	-	-	-	973
Real Estate Excise Tax II	1,370	155	200	200	250	250	250	250	2,924
Total:	3,022	449	250	200	250	250	250	250	4,922
Fund Appropriations / Allocations¹	LTD Actuals	2021 Revised	2022	2023	2024	2025	2026	2027	Total
Park And Recreation Fund	-	-	-	-	-	-	-	-	-
REET I Capital Fund	718	205	50	-	-	-	-	-	973
REET II Capital Fund	1,370	155	200	200	250	250	250	250	2,924
Unrestricted Cumulative Reserve Fund	935	89	-	-	-	-	-	-	1,024
Total:	3,022	449	250	200	250	250	250	250	4,922

O&M Impacts: NA

¹Funds are appropriated through the Adopted Budget at the Budget Summary Level. All Amounts shown above are in thousands of dollars

Pavement Restoration Program

Project No:	MC-PR-41025	BSL Code:	BC-PR-40000
Project Type:	Ongoing	BSL Name:	Fix It First
Project Category:	Rehabilitation or Restoration	Location:	Citywide
Current Project Stage:	N/A	Council District:	Multiple
Start/End Date:	N/A	Neighborhood District:	Multiple
Total Project Cost:	N/A	Urban Village:	Multiple

This ongoing project funds various project activities, including, but not limited to, seal-coats to new pavement to extend its lifespan, pavement patching, sub-grade repairs, overlays to small areas, and repairs associated with pavement failures (e.g., heaving, sinking, cracking, and root invasion). Improvements reduce damage to asphalt, lengthen pavement lifespan, and reduce safety hazards such as uneven pavement.

Resources	LTD Actuals	2021 Revised	2022	2023	2024	2025	2026	2027	Total
Federal Grant Funds	600	-	-	-	-	-	-	-	600
Miscellaneous Grants or Donations	42	-	-	-	-	-	-	-	42
Real Estate Excise Tax I	757	-	-	-	-	-	-	-	757
Real Estate Excise Tax II	2,015	304	200	200	400	400	400	400	4,319
Total:	3,413	304	200	200	400	400	400	400	5,717
Fund Appropriations / Allocations¹	LTD Actuals	2021 Revised	2022	2023	2024	2025	2026	2027	Total
REET I Capital Fund	757	-	-	-	-	-	-	-	757
REET II Capital Fund	2,015	304	200	200	400	400	400	400	4,319
Unrestricted Cumulative Reserve Fund	642	-	-	-	-	-	-	-	642
Total:	3,413	304	200	200	400	400	400	400	5,717

O&M Impacts: NA

¹Funds are appropriated through the Adopted Budget at the Budget Summary Level. All Amounts shown above are in thousands of dollars

Trails Renovation Program

Project No:	MC-PR-41026	BSL Code:	BC-PR-40000
Project Type:	Ongoing	BSL Name:	Fix It First
Project Category:	Rehabilitation or Restoration	Location:	Citywide
Current Project Stage:	N/A	Council District:	Multiple
Start/End Date:	N/A	Neighborhood District:	Multiple
Total Project Cost:	N/A	Urban Village:	Multiple

This ongoing project implements a comprehensive trail renovation strategy. Funding addresses trail failures throughout the park system to correct safety problems, prevent further erosion and deterioration, and perform other related work. The project leverages community support by providing technical assistance, training, and materials to district staff and volunteers who are engaged in other trail-related projects.

Resources	LTD Actuals	2021 Revised	2022	2023	2024	2025	2026	2027	Total
Real Estate Excise Tax I	1,643	300	-	-	-	-	-	-	1,943
Real Estate Excise Tax II	2,019	31	350	350	350	350	350	350	4,150
Total:	3,662	331	350	350	350	350	350	350	6,093

Fund Appropriations / Allocations¹	LTD Actuals	2021 Revised	2022	2023	2024	2025	2026	2027	Total
REET I Capital Fund	1,643	300	-	-	-	-	-	-	1,943
REET II Capital Fund	2,019	31	350	350	350	350	350	350	4,150
Total:	3,662	331	350	350	350	350	350	350	6,093

O&M Impacts: NA

Roof & Building Envelope Program

Project No:	MC-PR-41027	BSL Code:	BC-PR-40000
Project Type:	Ongoing	BSL Name:	Fix It First
Project Category:	Rehabilitation or Restoration	Location:	Citywide
Current Project Stage:	N/A	Council District:	Multiple
Start/End Date:	N/A	Neighborhood District:	Multiple
Total Project Cost:	N/A	Urban Village:	Multiple

This ongoing project funds architectural, engineering and other studies of the Department's buildings (roofs, structure and other related infrastructure); associated cost estimating; related staff and consultant support for developing and prioritizing projects within the Department's Asset Management Plan; and implements the replacement or renovation of buildings and roofs throughout the park system, including those at comfort stations, picnic shelters, community centers, and small roof sections of larger buildings. This project extends the useful life of the buildings and roofs; assures that the facilities are protected against damage from roof and wall leaks; and assures that general building issues are addressed in the Asset Management Plan.

Resources	LTD Actuals	2021 Revised	2022	2023	2024	2025	2026	2027	Total
LTGO Bond Proceeds	700	-	-	-	-	-	-	-	700
Real Estate Excise Tax I	1,477	-	-	-	-	-	-	-	1,477
Real Estate Excise Tax II	1,748	151	-	-	-	-	-	-	1,899
Total:	3,925	151	-	-	-	-	-	-	4,076
Fund Appropriations / Allocations¹	LTD Actuals	2021 Revised	2022	2023	2024	2025	2026	2027	Total
2013 Multipurpose LTGO Bond Fund	700	-	-	-	-	-	-	-	700
REET I Capital Fund	1,477	-	-	-	-	-	-	-	1,477
REET II Capital Fund	1,748	151	-	-	-	-	-	-	1,899
Total:	3,925	151	-	-	-	-	-	-	4,076

O&M Impacts: NA

¹Funds are appropriated through the Adopted Budget at the Budget Summary Level. All Amounts shown above are in thousands of dollars

HVAC System Duct Cleaning Program - Large Buildings

Project No:	MC-PR-41028	BSL Code:	BC-PR-40000
Project Type:	Ongoing	BSL Name:	Fix It First
Project Category:	Rehabilitation or Restoration	Location:	Citywide
Current Project Stage:	N/A	Council District:	Multiple
Start/End Date:	N/A	Neighborhood District:	Multiple
Total Project Cost:	N/A	Urban Village:	Multiple

This ongoing project provides periodic (every two to five years) cleaning of the air ducts in the heating, ventilation, and air conditioning (HVAC) systems in pool natatoriums, community centers, and other Department-owned buildings. This maintenance increases the lifespan of these systems and reduces potential future major maintenance projects.

Resources	LTD Actuals	2021 Revised	2022	2023	2024	2025	2026	2027	Total
Property Sales and Interest Earnings	381	38	35	35	35	35	35	35	630
Total:	381	38	35	35	35	35	35	35	630
Fund Appropriations / Allocations ¹	LTD Actuals	2021 Revised	2022	2023	2024	2025	2026	2027	Total
Unrestricted Cumulative Reserve Fund	381	38	35	35	35	35	35	35	630
Total:	381	38	35	35	35	35	35	35	630

O&M Impacts: NA

Parks Upgrade Program

Project No:	MC-PR-41029	BSL Code:	BC-PR-40000
Project Type:	Ongoing	BSL Name:	Fix It First
Project Category:	Rehabilitation or Restoration	Location:	Citywide
Current Project Stage:	N/A	Council District:	Multiple
Start/End Date:	N/A	Neighborhood District:	Multiple
Total Project Cost:	N/A	Urban Village:	Multiple

This ongoing program provides minor capital improvements to low-income area parks throughout the City. Conservation Corps Program staff perform this work, providing training opportunities for low-income, homeless, and other at-risk community members. Program elements include provision of ADA improvements to parks and park restrooms, accessible drinking fountain installation, basketball court construction, bench and picnic table installation, tree purchase and planting, and other small-scale capital projects. Funding is also targeted to projects that can be integrated with other community-identified amenities.

Resources	LTD Actuals	2021 Revised	2022	2023	2024	2025	2026	2027	Total
Federal Community Development Block Grant	5,654	888	808	808	808	808	808	808	11,391
Real Estate Excise Tax II	1,524	-	-	-	-	-	-	-	1,524
Use of Fund Balance	-	-	-	-	-	-	-	-	-
Total:	7,178	888	808	808	808	808	808	808	12,915
Fund Appropriations / Allocations ¹	LTD Actuals	2021 Revised	2022	2023	2024	2025	2026	2027	Total
Park And Recreation Fund	5,654	888	808	808	808	808	808	808	11,391
REET II Capital Fund	1,524	-	-	-	-	-	-	-	1,524
Total:	7,178	888	808	808	808	808	808	808	12,915

O&M Impacts: NA

Municipal Energy Efficiency Program - Parks

Project No:	MC-PR-41030	BSL Code:	BC-PR-40000
Project Type:	Ongoing	BSL Name:	Fix It First
Project Category:	Rehabilitation or Restoration	Location:	Citywide Multiple Locations
Current Project Stage:	N/A	Council District:	Multiple
Start/End Date:	N/A	Neighborhood District:	Multiple
Total Project Cost:	N/A	Urban Village:	Multiple

This project provides for investment in more energy efficient building systems and other facility efficiency improvements. By making these investments the City expects future savings in utility and labor costs, and significant progress toward carbon neutrality. This program is intended to fund facility retrofit projects identified by energy audits conducted in 2010 (funded by the City's Energy Efficiency and Conservation Block Grant) and similar projects identified by the department. Depending on project demand and available funding, additional resources may be added in the future.

Resources	LTD Actuals	2021 Revised	2022	2023	2024	2025	2026	2027	Total
LTGO Bond Proceeds	478	-	-	-	-	-	-	-	478
Park and Recreation Fund	-	-	-	-	-	-	-	-	-
Real Estate Excise Tax I	1,100	1,331	847	-	-	-	-	-	3,278
Real Estate Excise Tax II	233	13	-	-	-	-	-	-	246
Total:	1,811	1,344	847	-	-	-	-	-	4,002
Fund Appropriations / Allocations¹	LTD Actuals	2021 Revised	2022	2023	2024	2025	2026	2027	Total
2011 Multipurpose LTGO Bond Fund	478	-	-	-	-	-	-	-	478
Park And Recreation Fund	-	-	-	-	-	-	-	-	-
REET I Capital Fund	1,100	1,331	847	-	-	-	-	-	3,278
REET II Capital Fund	233	13	-	-	-	-	-	-	246
Total:	1,811	1,344	847	-	-	-	-	-	4,002

O&M Impacts: NA

¹Funds are appropriated through the Adopted Budget at the Budget Summary Level. All Amounts shown above are in thousands of dollars

ADA Compliance - Parks

Project No:	MC-PR-41031	BSL Code:	BC-PR-40000
Project Type:	Ongoing	BSL Name:	Fix It First
Project Category:	Rehabilitation or Restoration	Location:	Citywide
Current Project Stage:	N/A	Council District:	Multiple
Start/End Date:	N/A	Neighborhood District:	Multiple
Total Project Cost:	N/A	Urban Village:	Multiple

This project provides for ADA improvements at a number of parks facilities. Work will be focused on selected community centers (e.g., Bitter Lake, Delridge, Garfield, Jefferson, Meadowbrook, Miller and others) and will consist of adjustments to signage, door closures, restroom fixtures, and other features. Signage will be added where needed as well. Similar work will be undertaken at Discovery Park Environmental Learning Center and other facilities to the degree that funding allows.

Resources	LTD Actuals	2021 Revised	2022	2023	2024	2025	2026	2027	Total
Federal Community Development Block Grant	840	-	-	-	-	-	-	-	840
Federal Grant Funds	-	694	-	-	-	-	-	-	694
Park and Recreation Fund	-	6	-	-	-	-	-	-	6
Real Estate Excise Tax I	5,133	1,745	4,000	2,768	-	-	-	-	13,646
Real Estate Excise Tax II	2,614	1,419	-	500	2,000	2,000	2,000	2,000	12,533
Use of Fund Balance	-	-	-	-	-	-	-	-	-
Total:	8,587	3,863	4,000	3,268	2,000	2,000	2,000	2,000	27,718
Fund Appropriations / Allocations¹	LTD Actuals	2021 Revised	2022	2023	2024	2025	2026	2027	Total
Park And Recreation Fund	840	700	-	-	-	-	-	-	1,540
REET I Capital Fund	5,133	1,745	4,000	2,768	-	-	-	-	13,646
REET II Capital Fund	2,614	1,419	-	500	2,000	2,000	2,000	2,000	12,533
Total:	8,587	3,863	4,000	3,268	2,000	2,000	2,000	2,000	27,718

O&M Impacts: NA

¹Funds are appropriated through the Adopted Budget at the Budget Summary Level. All Amounts shown above are in thousands of dollars

Fountain Discharge Retrofit

Project No:	MC-PR-41033	BSL Code:	BC-PR-40000
Project Type:	Discrete	BSL Name:	Fix It First
Project Category:	Rehabilitation or Restoration	Location:	Citywide
Current Project Stage:	Stage 6 - Closeout	Council District:	Multiple
Start/End Date:	2012 - 2022	Neighborhood District:	Multiple
Total Project Cost:	\$781	Urban Village:	Multiple

This project retrofits the filter backwash system for four fountains: Piggott, American Legion, Canyon-Cascade in Freeway Park and Cal Anderson Park. These fountains will be modified in accordance with current codes and permits.

Resources	LTD Actuals	2021 Revised	2022	2023	2024	2025	2026	2027	Total
Real Estate Excise Tax I	58	223	-	-	-	-	-	-	281
Real Estate Excise Tax II	500	-	-	-	-	-	-	-	500
Total:	558	223	-	-	-	-	-	-	781
Fund Appropriations / Allocations ¹	LTD Actuals	2021 Revised	2022	2023	2024	2025	2026	2027	Total
REET I Capital Fund	58	223	-	-	-	-	-	-	281
REET II Capital Fund	500	-	-	-	-	-	-	-	500
Total:	558	223	-	-	-	-	-	-	781

O&M Impacts: NA

Green Lake CC - Evans Pool Roof Replacement & Solar Hot Water

Project No:	MC-PR-41034	BSL Code:	BC-PR-40000
Project Type:	Discrete	BSL Name:	Fix It First
Project Category:	Rehabilitation or Restoration	Location:	7201 E Green Lake Dr N
Current Project Stage:	Stage 6 - Closeout	Council District:	Council District 6
Start/End Date:	2013 - 2022	Neighborhood District:	Northwest
Total Project Cost:	\$1,672	Urban Village:	Green Lake

This project demolishes the existing 15,130 square foot Evans Pool roof and the 13,625 Community Center roof and replaces them with a rubberized membrane roofing/EPDM system and solar panels to supplement the pool hot water system, seismic improvements, and related work. The flat roof section of the roof will accommodate a 1,000,000 Btu/day system and will help to reduce pool heating costs.

Resources	LTD Actuals	2021 Revised	2022	2023	2024	2025	2026	2027	Total
Real Estate Excise Tax I	984	689	-	-	-	-	-	-	1,672
Total:	984	689	-	-	-	-	-	-	1,672
Fund Appropriations / Allocations¹	LTD Actuals	2021 Revised	2022	2023	2024	2025	2026	2027	Total
REET I Capital Fund	984	689	-	-	-	-	-	-	1,672
Total:	984	689	-	-	-	-	-	-	1,672

O&M Impacts: NA

Comfort Station Renovations

Project No:	MC-PR-41036	BSL Code:	BC-PR-40000
Project Type:	Ongoing	BSL Name:	Fix It First
Project Category:	Rehabilitation or Restoration	Location:	Multiple
Current Project Stage:	N/A	Council District:	Multiple
Start/End Date:	N/A	Neighborhood District:	Multiple
Total Project Cost:	N/A	Urban Village:	Multiple

This project renovates selected comfort stations for improved ADA access, ventilation and finishes (walls and floors), and security. The renovations also may include reconfigured stalls, new toilets, urinals, and sinks, ADA accessories, paint and finishes, and related work, depending on the needs of a particular site. In some cases, a comfort station may be replaced with a prefabricated unit. More park users will have access to these facilities, and the improvements will make them more inviting and comfortable.

Resources	LTD Actuals	2021 Revised	2022	2023	2024	2025	2026	2027	Total
CRS Misc Revenues	302	3	-	-	-	-	-	-	305
King County Parks Levy	313	690	110	110	110	110	111	-	1,554
King County Voter-Approved Levy	1,382	-	-	-	-	-	-	111	1,493
Real Estate Excise Tax I	330	430	-	-	-	-	-	-	760
Real Estate Excise Tax II	431	134	-	-	-	-	-	-	565
Total:	2,758	1,256	110	110	110	110	111	111	4,676
Fund Appropriations / Allocations¹	LTD Actuals	2021 Revised	2022	2023	2024	2025	2026	2027	Total
King County Parks Levy Fund	1,695	690	110	110	110	110	111	111	3,047
REET I Capital Fund	330	430	-	-	-	-	-	-	760
REET II Capital Fund	431	134	-	-	-	-	-	-	565
Unrestricted Cumulative Reserve Fund	302	3	-	-	-	-	-	-	305
Total:	2,758	1,256	110	110	110	110	111	111	4,676

O&M Impacts: NA

¹Funds are appropriated through the Adopted Budget at the Budget Summary Level. All Amounts shown above are in thousands of dollars

Loyal Heights Community Center Renovation

Project No:	MC-PR-41038	BSL Code:	BC-PR-40000
Project Type:	Discrete	BSL Name:	Fix It First
Project Category:	Rehabilitation or Restoration	Location:	2101 N 77th ST
Current Project Stage:	Stage 2 - Initiation, Project Definition, & Planning	Council District:	Council District 6
Start/End Date:	2017 - 2026	Neighborhood District:	Ballard
Total Project Cost:	\$1,221	Urban Village:	Not in an Urban Village

This project renovates the building including interior space renovations, ADA improvements, seismic upgrades, window glazing, and some major systems improvements. Combined, these major systems and programmatic renovations will allow the building to operate more efficiently, and to increase the opportunities for more facility rentals.

Resources	LTD Actuals	2021 Revised	2022	2023	2024	2025	2026	2027	Total
Real Estate Excise Tax II	132	1,089	-	-	-	-	-	-	1,221
Total:	132	1,089	-	-	-	-	-	-	1,221

Fund Appropriations / Allocations ¹	LTD Actuals	2021 Revised	2022	2023	2024	2025	2026	2027	Total
REET II Capital Fund	132	1,089	-	-	-	-	-	-	1,221
Total:	132	1,089	-	-	-	-	-	-	1,221

O&M Impacts: NA

Play Area Renovations

Project No:	MC-PR-41039	BSL Code:	BC-PR-40000
Project Type:	Ongoing	BSL Name:	Fix It First
Project Category:	Rehabilitation or Restoration	Location:	Multiple
Current Project Stage:	N/A	Council District:	Multiple
Start/End Date:	N/A	Neighborhood District:	Multiple
Total Project Cost:	N/A	Urban Village:	Multiple

This project renovates a number of play areas in the park system. Improvements may include equipment replacement, ADA access, surfacing and containment renovation, and related elements. The sites will be determined each year using the Play Area Inventory and Assessment report.

Resources	LTD Actuals	2021 Revised	2022	2023	2024	2025	2026	2027	Total
General Fund	56	4	-	-	-	-	-	-	60
King County Voter-Approved Levy	1,654	1,297	250	250	250	250	250	250	4,451
Real Estate Excise Tax I	113	1,887	-	-	-	1,000	1,000	1,000	5,000
Real Estate Excise Tax II	489	575	575	575	1,000	-	-	-	3,214
Total:	2,312	3,763	825	825	1,250	1,250	1,250	1,250	12,725
Fund Appropriations / Allocations¹	LTD Actuals	2021 Revised	2022	2023	2024	2025	2026	2027	Total
General Fund	56	4	-	-	-	-	-	-	60
King County Parks Levy Fund	1,654	1,297	250	250	250	250	250	250	4,451
REET I Capital Fund	113	1,887	-	-	-	1,000	1,000	1,000	5,000
REET II Capital Fund	489	575	575	575	1,000	-	-	-	3,214
Total:	2,312	3,763	825	825	1,250	1,250	1,250	1,250	12,725

O&M Impacts: NA

¹Funds are appropriated through the Adopted Budget at the Budget Summary Level. All Amounts shown above are in thousands of dollars

Lake City Community Center Improvements

Project No:	MC-PR-41040	BSL Code:	BC-PR-40000
Project Type:	Discrete	BSL Name:	Fix It First
Project Category:	Improved Facility	Location:	12531 28th Avenue NE
Current Project Stage:	Stage 2 - Initiation, Project Definition, & Planning	Council District:	Council District 5
Start/End Date:		Neighborhood District:	North
Total Project Cost:	\$16,500	Urban Village:	Lake City

This project will replace the current Lake City Community Center with a new facility and perform other related work. The new Lake City Community Center will be more accessible for all users, more inviting and comfortable, and include improved recreation spaces. The project will begin with a feasibility study that will identify the probable costs associated with a variety of options such as underground parking, gym size, possible childcare rooms and facilities, and number of floors and other recreation spaces. Funding for construction of this project will be considered in the next cycle of the Seattle Park District spending plan which has been delayed by one year and will now be developed for 2022-2027.

Resources	LTD Actuals	2021 Revised	2022	2023	2024	2025	2026	2027	Total
Real Estate Excise Tax I	500	3,000	-	-	-	-	-	-	3,500
Real Estate Excise Tax II	183	5,817	-	-	-	-	-	-	6,000
Seattle Park District Revenues	-	-	-	5,000	-	-	-	-	5,000
State Grant Funds	-	2,000	-	-	-	-	-	-	2,000
Total:	683	10,817	-	5,000	-	-	-	-	16,500
Fund Appropriations / Allocations¹	LTD Actuals	2021 Revised	2022	2023	2024	2025	2026	2027	Total
Park And Recreation Fund	-	2,000	-	-	-	-	-	-	2,000
REET I Capital Fund	500	3,000	-	-	-	-	-	-	3,500
REET II Capital Fund	183	5,817	-	-	-	-	-	-	6,000
Seattle Park District Fund	-	-	-	5,000	-	-	-	-	5,000
Total:	683	10,817	-	5,000	-	-	-	-	16,500

O&M Impacts: NA

¹Funds are appropriated through the Adopted Budget at the Budget Summary Level. All Amounts shown above are in thousands of dollars

Joint Preschool Site and Tenant Improvements

Project No:	MC-PR-41042	BSL Code:	BC-PR-40000
Project Type:	Ongoing	BSL Name:	Fix It First
Project Category:	Improved Facility	Location:	Citywide
Current Project Stage:	N/A	Council District:	Multiple
Start/End Date:	2016 - 2023	Neighborhood District:	Multiple
Total Project Cost:	\$3,838	Urban Village:	Not in an Urban Village

This project provides funding to evaluate, plan, and design preschool classrooms and to further perform the necessary alterations, tenant improvements, site improvements, and other related improvements necessary to expand, renovate, or construct preschool classrooms at Parks sites/facilities. This project is primarily funded by the Seattle Preschool Program Levy.

Resources	LTD Actuals	2021 Revised	2022	2023	2024	2025	2026	2027	Total
Real Estate Excise Tax II	9	-	-	-	-	-	-	-	9
Seattle Preschool Program Levy Funds	2,951	879	-	-	-	-	-	-	3,830
Total:	2,960	879	-	-	-	-	-	-	3,838
Fund Appropriations / Allocations ¹	LTD Actuals	2021 Revised	2022	2023	2024	2025	2026	2027	Total
REET II Capital Fund	9	-	-	-	-	-	-	-	9
Seattle Preschool Levy Fund	2,951	879	-	-	-	-	-	-	3,830
Total:	2,960	879	-	-	-	-	-	-	3,838

O&M Impacts: NA

Victor Steinbrueck Parking Envelope

Project No:	MC-PR-41044	BSL Code:	BC-PR-40000
Project Type:	Discrete	BSL Name:	Fix It First
Project Category:	Rehabilitation or Restoration	Location:	2001 Western Ave
Current Project Stage:	Stage 3 - Design	Council District:	Council District 7
Start/End Date:	2017 - 2024	Neighborhood District:	Downtown
Total Project Cost:	\$5,000	Urban Village:	Downtown

This project will replace the existing membrane between the westerly portion of Victor Steinbrueck Park and the Unico parking garage below, and other related items. The membrane is a waterproofing layer that keeps stormwater and irrigation that falls on the park from entering the garage below and damaging the concrete structure. The membrane was installed in 1981 when the park was originally constructed on top of the parking garage. These membranes typically last no more than 30 years; the existing membrane has failed and no longer prevents water from entering the garage below. The membrane replacement requires the removal and subsequent replacement of all the park improvements above and the installation of a new drainage system. The new membrane will provide a waterproofed foundation for the associated park renovation project.

Resources	LTD Actuals	2021 Revised	2022	2023	2024	2025	2026	2027	Total
Real Estate Excise Tax I	1	1,499	-	-	-	-	-	-	1,500
Real Estate Excise Tax II	535	2,966	-	-	-	-	-	-	3,500
Total:	535	4,465	-	-	-	-	-	-	5,000
Fund Appropriations / Allocations ¹	LTD Actuals	2021 Revised	2022	2023	2024	2025	2026	2027	Total
REET I Capital Fund	1	1,499	-	-	-	-	-	-	1,500
REET II Capital Fund	535	2,966	-	-	-	-	-	-	3,500
Total:	535	4,465	-	-	-	-	-	-	5,000

O&M Impacts: NA

Woodland Park Zoo Night Exhibit Renovation

Project No:	MC-PR-41046	BSL Code:	BC-PR-40000
Project Type:	Discrete	BSL Name:	Fix It First
Project Category:	Rehabilitation or Restoration	Location:	700 N 50th St
Current Project Stage:	Stage 2 - Initiation, Project Definition, & Planning	Council District:	Council District 6
Start/End Date:	2017 - 2024	Neighborhood District:	Lake Union
Total Project Cost:	\$15,500	Urban Village:	Not in an Urban Village

This project provides funding to re-build the Woodland Park Zoo Night Exhibit, and other related work. The Exhibit was substantially damaged in December of 2016. This project is funded by insurance proceeds.

Resources	LTD Actuals	2021 Revised	2022	2023	2024	2025	2026	2027	Total
Miscellaneous Grants or Donations	387	-	-	-	-	-	-	-	387
Miscellaneous Revenues	352	14,760	-	-	-	-	-	-	15,113
Total:	739	14,760	-	-	-	-	-	-	15,500
Fund Appropriations / Allocations¹	LTD Actuals	2021 Revised	2022	2023	2024	2025	2026	2027	Total
Park And Recreation Fund	69	14,760	-	-	-	-	-	-	14,829
Unrestricted Cumulative Reserve Fund	670	-	-	-	-	-	-	-	670
Total:	739	14,760	-	-	-	-	-	-	15,500

O&M Impacts: NA

¹Funds are appropriated through the Adopted Budget at the Budget Summary Level. All Amounts shown above are in thousands of dollars

Cal Anderson Park Landscape Improvement

Project No:	MC-PR-41047	BSL Code:	BC-PR-40000
Project Type:	Discrete	BSL Name:	Fix It First
Project Category:	Improved Facility	Location:	1635 11th AVE
Current Project Stage:	Stage 6 - Closeout	Council District:	Council District 3
Start/End Date:	2018 - 2022	Neighborhood District:	Central
Total Project Cost:	\$200	Urban Village:	First Hill/Capitol Hill

This project provides funding for the planning, design, and installation at Cal Anderson Park of a seating/enhanced landscape area or a contemplative space complementary to the larger AIDS memorial project located in the public spaces in and around the Transit-Oriented-Development (TOD) project at the Capitol Hill Sound Transit station. This will be a joint effort with the Office of Arts & Culture and Seattle Parks and Recreation and will be designed as part of the comprehensive memorial project.

Resources	LTD Actuals	2021 Revised	2022	2023	2024	2025	2026	2027	Total
Real Estate Excise Tax I	87	113	-	-	-	-	-	-	200
Total:	87	113	-	-	-	-	-	-	200
Fund Appropriations / Allocations ¹	LTD Actuals	2021 Revised	2022	2023	2024	2025	2026	2027	Total
REET I Capital Fund	87	113	-	-	-	-	-	-	200
Total:	87	113	-	-	-	-	-	-	200

O&M Impacts: NA

Loyal Heights Playfield Turf Replacement

Project No:	MC-PR-41048	BSL Code:	BC-PR-40000
Project Type:	Discrete	BSL Name:	Fix It First
Project Category:	Rehabilitation or Restoration	Location:	2101 N 77th ST
Current Project Stage:	Stage 6 - Closeout	Council District:	Council District 6
Start/End Date:	2018 - 2022	Neighborhood District:	Ballard
Total Project Cost:	\$2,385	Urban Village:	Not in an Urban Village

This project replaces the synthetic turf field surfacing (134,000 square feet) which was installed in 2006, and is near the end of its lifecycle. This improvement allows the continued use and scheduling of the playfield for soccer, baseball, and other activities.

Resources	LTD Actuals	2021 Revised	2022	2023	2024	2025	2026	2027	Total
Real Estate Excise Tax II	714	1,671	-	-	-	-	-	-	2,385
Total:	714	1,671	-	-	-	-	-	-	2,385

Fund Appropriations / Allocations ¹	LTD Actuals	2021 Revised	2022	2023	2024	2025	2026	2027	Total
REET II Capital Fund	714	1,671	-	-	-	-	-	-	2,385
Total:	714	1,671	-	-	-	-	-	-	2,385

O&M Impacts: NA

Magnuson Park Athletic Field 12 Conversion

Project No:	MC-PR-41064	BSL Code:	BC-PR-40000
Project Type:	Discrete	BSL Name:	Fix It First
Project Category:	Improved Facility	Location:	7400 Sand Point Way NE
Current Project Stage:	Stage 1 - Pre-Project Development	Council District:	Council District 4
Start/End Date:	2027 - 2028	Neighborhood District:	Northeast
Total Project Cost:	\$3,730	Urban Village:	Not in an Urban Village

This project converts approximately 100,000 square feet of an existing grass to synthetic turf, installs lighting, drainage improvements, and performs related work. Per the Magnuson Park Master Plan, the field is located south of the existing field 6 and west of the existing field 7 and will be reconfigured into field 12. This improvement allows for greater use and scheduling of the playfield for soccer, lacrosse, and other activities. Funding for this project was eliminated from the 6-year CIP in the 2021 Proposed Budget.

Resources	LTD Actuals	2021 Revised	2022	2023	2024	2025	2026	2027	Total
Real Estate Excise Tax I	-	-	-	-	-	-	-	3,396	3,396
Real Estate Excise Tax II	-	-	-	-	-	-	-	334	334
Total:	-	-	-	-	-	-	-	3,730	3,730
Fund Appropriations / Allocations¹	LTD Actuals	2021 Revised	2022	2023	2024	2025	2026	2027	Total
REET I Capital Fund	-	-	-	-	-	-	-	3,396	3,396
REET II Capital Fund	-	-	-	-	-	-	-	334	334
Total:	-	-	-	-	-	-	-	3,730	3,730

O&M Impacts: NA

¹Funds are appropriated through the Adopted Budget at the Budget Summary Level. All Amounts shown above are in thousands of dollars

Magnuson Community Center Improvements

Project No:	MC-PR-41067	BSL Code:	BC-PR-40000
Project Type:	Discrete	BSL Name:	Fix It First
Project Category:	Improved Facility	Location:	7110 62nd AVE NE
Current Project Stage:	Stage 5 - Construction	Council District:	Council District 4
Start/End Date:	2018 - 2022	Neighborhood District:	Northeast
Total Project Cost:	\$2,700	Urban Village:	Not in an Urban Village

This project provides funding for design and renovation of the Magnuson Park Community Center (Building #47) to reconfigure the interior space of the south side of the building for increased programming options. Work on Building #47 will include new mechanical, electrical, and plumbing components, window replacement, hazardous material abatement, and other related work.

Resources	LTD Actuals	2021 Revised	2022	2023	2024	2025	2026	2027	Total
King County Funds	282	718	-	-	-	-	-	-	1,000
Real Estate Excise Tax I	-	50	-	-	-	-	-	-	50
Real Estate Excise Tax II	169	981	-	-	-	-	-	-	1,150
State Grant Funds	-	500	-	-	-	-	-	-	500
Total:	451	2,249	-	-	-	-	-	-	2,700
Fund Appropriations / Allocations¹	LTD Actuals	2021 Revised	2022	2023	2024	2025	2026	2027	Total
Park And Recreation Fund	282	1,218	-	-	-	-	-	-	1,500
REET I Capital Fund	-	50	-	-	-	-	-	-	50
REET II Capital Fund	169	981	-	-	-	-	-	-	1,150
Total:	451	2,249	-	-	-	-	-	-	2,700

O&M Impacts: NA

¹Funds are appropriated through the Adopted Budget at the Budget Summary Level. All Amounts shown above are in thousands of dollars

Athletic Field Replacements

Project No:	MC-PR-41070	BSL Code:	BC-PR-40000
Project Type:	Ongoing	BSL Name:	Fix It First
Project Category:	Rehabilitation or Restoration	Location:	N/A
Current Project Stage:	N/A	Council District:	Multiple
Start/End Date:	N/A	Neighborhood District:	Multiple
Total Project Cost:	N/A	Urban Village:	Multiple

This program replaces field surfacing systems for fields at the end of their lifecycle. These replacements may include replacement or addition of natural turf, fiber carpets, drainage features, infill material, shock attenuation layers or related features and allow the continued safe and playable use and scheduling of playfields for sports and other activities.

Resources	LTD Actuals	2021 Revised	2022	2023	2024	2025	2026	2027	Total
Real Estate Excise Tax I	-	-	2,007	2,598	-	-	-	-	4,605
Real Estate Excise Tax II	660	5,903	-	-	-	647	2,947	-	10,157
Total:	660	5,903	2,007	2,598	-	647	2,947	-	14,761
Fund Appropriations / Allocations¹	LTD Actuals	2021 Revised	2022	2023	2024	2025	2026	2027	Total
REET I Capital Fund	-	-	2,007	2,598	-	-	-	-	4,605
REET II Capital Fund	660	5,903	-	-	-	647	2,947	-	10,157
Total:	660	5,903	2,007	2,598	-	647	2,947	-	14,761

O&M Impacts: NA

Green Lake Community Center & Evans Pool Replacement

Project No:	MC-PR-41071	BSL Code:	BC-PR-40000
Project Type:	Discrete	BSL Name:	Fix It First
Project Category:	Rehabilitation or Restoration	Location:	7201 E Green Lake DR N
Current Project Stage:	Stage 2 - Initiation, Project Definition, & Planning	Council District:	Council District 6
Start/End Date:	2019 - 2025	Neighborhood District:	Northwest
Total Project Cost:	\$1,000	Urban Village:	Green Lake

This project will achieve planning and schematic design for replacement of the current Green Lake Community Center and Evans Pool. Work will entail public outreach and engagement, feasibility analysis of alternatives, and development of a preferred schematic design and cost estimating. Funding for construction of this project will be considered in the next cycle of the Seattle Park District spending plan which has been delayed by one year and will now be developed for 2022-2027.

Resources	LTD Actuals	2021 Revised	2022	2023	2024	2025	2026	2027	Total
Real Estate Excise Tax II	995	5	-	-	-	-	-	-	1,000
Total:	995	5	-	-	-	-	-	-	1,000
Fund Appropriations / Allocations ¹	LTD Actuals	2021 Revised	2022	2023	2024	2025	2026	2027	Total
REET II Capital Fund	995	5	-	-	-	-	-	-	1,000
Total:	995	5	-	-	-	-	-	-	1,000

O&M Impacts: NA

West Queen Anne Playfield Conversion

Project No:	MC-PR-41072	BSL Code:	BC-PR-40000
Project Type:	Discrete	BSL Name:	Fix It First
Project Category:	Rehabilitation or Restoration	Location:	1901 1st AVE W
Current Project Stage:	Stage 1 - Pre-Project Development	Council District:	Council District 7
Start/End Date:	2020 - 2028	Neighborhood District:	Magnolia/Queen Anne
Total Project Cost:	\$5,147	Urban Village:	Not in an Urban Village

This project will improve playability and increase year-round athletic field capacity at West Queen Anne Playfield. The existing natural turf field will be replaced with a synthetic field, the lights will be replaced, and paths will be repaved to improve accessibility, along with related work.

Resources	LTD Actuals	2021 Revised	2022	2023	2024	2025	2026	2027	Total
Real Estate Excise Tax II	1	199	-	-	-	-	1,000	3,947	5,147
Total:	1	199	-	-	-	-	1,000	3,947	5,147

Fund Appropriations / Allocations ¹	LTD Actuals	2021 Revised	2022	2023	2024	2025	2026	2027	Total
REET II Capital Fund	1	199	-	-	-	-	1,000	3,947	5,147
Total:	1	199	-	-	-	-	1,000	3,947	5,147

O&M Impacts: NA

Soundview Athletic Field Conversion

Project No:	MC-PR-41074	BSL Code:	BC-PR-40000
Project Type:	Discrete	BSL Name:	Fix It First
Project Category:	Improved Facility	Location:	1590 NW 90th St
Current Project Stage:	Stage 3 - Design	Council District:	Council District 6
Start/End Date:	2022 - 2025	Neighborhood District:	Ballard
Total Project Cost:	\$6,500	Urban Village:	Not in an Urban Village

This project funds construction for a renovated west athletic field at Soundview Playfield. The existing grass playfield will be converted to synthetic turf. Athletic field lighting and on-site storm water retention facilities will be installed and pathways and dugouts will be renovated to improve access for people of all abilities.

Resources	LTD Actuals	2021 Revised	2022	2023	2024	2025	2026	2027	Total
Real Estate Excise Tax I	-	-	-	1,000	5,500	-	-	-	6,500
Total:	-	-	-	1,000	5,500	-	-	-	6,500

Fund Appropriations / Allocations ¹	LTD Actuals	2021 Revised	2022	2023	2024	2025	2026	2027	Total
REET I Capital Fund	-	-	-	1,000	5,500	-	-	-	6,500
Total:	-	-	-	1,000	5,500	-	-	-	6,500

O&M Impacts:

Carkeek Park Bridge Replacement Project

Project No:	MC-PR-41075	BSL Code:	BC-PR-40000
Project Type:	Discrete	BSL Name:	Fix It First
Project Category:	Rehabilitation or Restoration	Location:	950 NW Carkeek Park Road
Current Project Stage:	Stage 1 - Pre-Project Development	Council District:	Council District 5
Start/End Date:	2022 - 2024	Neighborhood District:	Northwest
Total Project Cost:	\$4,900	Urban Village:	Not in an Urban Village

This project replaces and removes the existing pedestrian bridge that provides access to the beach at Carkeek Park and other related items. Examples of work include but are not limited to installing new bridge foundations, columns, and decking, improvements to the parking lot and walkways to ensure accessibility, and repair of parking lots and roadways that may be impacted by construction traffic.

Resources	LTD Actuals	2021 Revised	2022	2023	2024	2025	2026	2027	Total
Real Estate Excise Tax I	-	-	2,214	2,686	-	-	-	-	4,900
Total:	-	-	2,214	2,686	-	-	-	-	4,900
Fund Appropriations / Allocations¹	LTD Actuals	2021 Revised	2022	2023	2024	2025	2026	2027	Total
REET I Capital Fund	-	-	2,214	2,686	-	-	-	-	4,900
Total:	-	-	2,214	2,686	-	-	-	-	4,900

O&M Impacts: NA

Rejuvenate Our P-Patches

Project No:	MC-PR-51001	BSL Code:	BC-PR-50000
Project Type:	Ongoing	BSL Name:	Maintaining Parks and Facilities
Project Category:	Improved Facility	Location:	Citywide
Current Project Stage:	N/A	Council District:	Multiple
Start/End Date:	N/A	Neighborhood District:	Multiple
Total Project Cost:	N/A	Urban Village:	Multiple

This ongoing project revitalizes the City's 82 P-Patch Community Gardens. Typical projects will improve the paths, improve the planting beds and common areas, improve Americans with Disabilities (ADA) access, update aging infrastructure, and related work. The first P-Patch was constructed in 1973, and more have been added in the past 40 years. The individual projects will address safety and code requirements, extend the life of the asset, improve accessibility, and contribute to better air quality. This project is part of the Metropolitan Parks District measure put before voters in 2014.

Resources	LTD Actuals	2021 Revised	2022	2023	2024	2025	2026	2027	Total
Seattle Park District Revenues	855	522	232	238	244	250	256	263	2,861
Total:	855	522	232	238	244	250	256	263	2,861
Fund Appropriations / Allocations ¹	LTD Actuals	2021 Revised	2022	2023	2024	2025	2026	2027	Total
Seattle Park District Fund	855	522	232	238	244	250	256	263	2,861
Total:	855	522	232	238	244	250	256	263	2,861

O&M Impacts: NA

Improve Dog Off-Leash Areas

Project No:	MC-PR-51002	BSL Code:	BC-PR-50000
Project Type:	Ongoing	BSL Name:	Maintaining Parks and Facilities
Project Category:	Improved Facility	Location:	Citywide
Current Project Stage:	N/A	Council District:	Multiple
Start/End Date:	N/A	Neighborhood District:	Multiple
Total Project Cost:	N/A	Urban Village:	Multiple

This ongoing project improves the City's 14 existing off-leash areas, most of which have aging infrastructure. In 1996, seven sites were selected as pilot off-leash areas. In 1997, four of them (Blue Dog Pond, Genesee, Golden Gardens, and Westcrest) were selected as the first permanent sites. By 2011, there were a total of 11 off-leash areas, and three more have been added since then (Magnolia Manor, Kinnear, and Denny). Typical projects will improve Americans with Disabilities (ADA) access, address drainage and erosion issues, update aging infrastructure, and related work. This project is part of the Seattle Park District measure put before voters in 2014.

Resources	LTD Actuals	2021 Revised	2022	2023	2024	2025	2026	2027	Total
Real Estate Excise Tax II	45	56	-	-	-	-	-	-	101
Seattle Park District Revenues	366	287	123	126	129	132	136	139	1,438
Total:	411	343	123	126	129	132	136	139	1,539
Fund Appropriations / Allocations¹	LTD Actuals	2021 Revised	2022	2023	2024	2025	2026	2027	Total
REET II Capital Fund	45	56	-	-	-	-	-	-	101
Seattle Park District Fund	366	287	123	126	129	132	136	139	1,438
Total:	411	343	123	126	129	132	136	139	1,539

O&M Impacts: NA

¹Funds are appropriated through the Adopted Budget at the Budget Summary Level. All Amounts shown above are in thousands of dollars

Bryant Site Development

Project No:	MC-PR-61002	BSL Code:	BC-PR-60000
Project Type:	Discrete	BSL Name:	SR520 Mitigation
Project Category:	Improved Facility	Location:	1101 NE Boat ST
Current Project Stage:	Stage 6 - Closeout	Council District:	Council District 4
Start/End Date:	2013 - 2022	Neighborhood District:	Northeast
Total Project Cost:	\$12,239	Urban Village:	University District

This project, funded with monies from the University of Washington and the Washington State Department of Transportation, remediates and develops a replacement park site at 1101 NE Boat Street for lands lost at the Washington Park Arboretum and East Montlake Park for the development of the new State Route 520 Bridge and HOV project, I-5 to Medina. Improvements include demolition, site remediation, design, and development of a new waterfront park. The replacement park continues to serve city-wide park needs.

Resources	LTD Actuals	2021 Revised	2022	2023	2024	2025	2026	2027	Total
State Interlocal Revenues	11,389	-	-	-	-	-	-	-	11,389
Use of Fund Balance	301	549	-	-	-	-	-	-	850
Total:	11,690	549	-	-	-	-	-	-	12,239
Fund Appropriations / Allocations ¹	LTD Actuals	2021 Revised	2022	2023	2024	2025	2026	2027	Total
Park Mitigation & Remediation	11,690	549	-	-	-	-	-	-	12,239
Total:	11,690	549	-	-	-	-	-	-	12,239

O&M Impacts: NA

Arboretum Waterfront Trail Renovation

Project No:	MC-PR-61003	BSL Code:	BC-PR-60000
Project Type:	Discrete	BSL Name:	SR520 Mitigation
Project Category:	Improved Facility	Location:	2300 Arboretum DR E
Current Project Stage:	Stage 3 - Design	Council District:	Council District 3
Start/End Date:	2014 - 2023	Neighborhood District:	East District
Total Project Cost:	\$1,525	Urban Village:	Not in an Urban Village

This project renovates the portion of the trail from the existing MOHAI parking lot to the western edge of Foster Island. Project elements include upland and wetland restoration, invasive species removal, native plant re-vegetation, and related repairs. This restoration will improve the health of the ecosystem and provide a more enjoyable pedestrian and bicycling experience.

Resources	LTD Actuals	2021 Revised	2022	2023	2024	2025	2026	2027	Total
State Grant Funds	-	855	-	-	-	-	-	-	855
State Interlocal Revenues	390	86	-	-	-	-	-	-	476
Use of Fund Balance	-	194	-	-	-	-	-	-	194
Total:	390	1,135	-	-	-	-	-	-	1,525

Fund Appropriations / Allocations ¹	LTD Actuals	2021 Revised	2022	2023	2024	2025	2026	2027	Total
Park Mitigation & Remediation	390	1,135	-	-	-	-	-	-	1,525
Total:	390	1,135	-	-	-	-	-	-	1,525

O&M Impacts: NA

Seattle Center

Overview

Seattle Center's ("Center") Capital Improvement Plan (CIP) is at the heart of Center's purpose "to create exceptional events, experiences and environments that delight and inspire the human spirit to build stronger communities." The department's CIP repairs, renews, and redevelops the facilities and grounds of Seattle Center to provide a safe and welcoming place for millions of annual visitors.

Seattle Center is a 74-acre campus in the middle of the City. It is the largest visitor destination in Washington state, attracting an estimated 12 million visits each year to attend arts, sporting, educational, and cultural events and festivals, and to enjoy the grounds and open spaces. There are 24 buildings and three parking garages on the campus. Seattle Center is also a major urban park with lawns, gardens, fountains, a children's play area, and a variety of plazas and open spaces. The Seattle Center Monorail runs between the Seattle Center campus and downtown Seattle. The City owns the Monorail, which is operated by Seattle Monorail Services on behalf of the City. The Space Needle, the Pacific Science Center, the Museum of Pop Culture, the Chihuly Garden and Glass Exhibition, and Seattle Public Schools' Memorial Stadium and an adjacent parking lot are also part of the campus but are privately owned and operated.

The origins of a civic campus at Seattle Center go back to the 1920s, with Mayor Bertha Landes presiding over the groundbreaking for the Civic Auditorium, Civic Ice Arena, and Civic Field. In the 1930s the Washington State Armory was built. Memorial Stadium was constructed in the 1940s. In the late 1950s and early 1960s the site for the 1962 Seattle World's Fair was created, expanding the size of the campus to roughly what we know today. One result of this long history as a civic gathering place is aging infrastructure. Some facilities have been significantly renovated (e.g., Civic Auditorium into the Opera House for the World's Fair, and into McCaw Hall in 2003, the Civic Ice Arena/Mercer Arena site into the new Seattle Opera at the Center facility in 2018, and the Arena in 2020-21), while others remain in need of major renovation and redevelopment (e.g., Memorial Stadium).

In 2008, following a two-year community process, the City Council adopted the Seattle Center Century 21 Master Plan. The Master Plan provides a roadmap for the redevelopment of Seattle Center around a set of design and planning principles including increased open space; sustainable design and operations; opening the edges of the campus to the surrounding community; enlivening the campus throughout the day; being pedestrian friendly and accessible to all; and continuing to provide a diversity of programming and attractions for all parts of our community. The master plan is expected to be supported, as Seattle Center redevelopment has in the past, by a mix of public and private funding.

In 2015, Seattle Center began a multi-year facility condition assessment (FCA) program to identify current and future capital investment needs. Seattle Center's Proposed 2022-2027 CIP is in part driven by the FCA program, with funds allocated for renovation of campus infrastructure, including roofs, elevators, sewer lines, parking structures, and the International Fountain.

In 2019, the City entered into an agreement with private partner Seattle Arena Company (ArenaCo) to lease and redevelop the historic KeyArena and several supporting structures to create a world-class arena for professional sports and entertainment. The new Climate Pledge Arena was completed in fall 2021 and has transformed the largest single facility on campus, flanked by public plazas with new artwork, signage, lighting, and landscaping on all sides. Seattle Center has answered this remarkable private investment by upgrading several of its most prominent public attractions, including the International Fountain, the Armory, and the landmarked north courtyards.

Despite the many hurdles of 2020 and 2021, Seattle Center has successfully leaned into its Strategic Business Plan objective of leveraging the momentum of Climate Pledge Arena to lift the entire campus. In 2021, the City issued bonds providing Seattle Center \$8 million in funding to make upgrades in our campus-wide signage. The new signage package will not only improve wayfinding resources for our visitors, but also will allow for increased revenue generation through improved sponsorship capabilities.

Seattle Center's 2022-2027 CIP plan will focus heavily on continuing phases of major projects like campus-wide lighting and network upgrades, and major maintenance priorities highlighted in our FCA. In 2021, Seattle Center received accelerated funds for the Seattle Children's Theatre roof replacement and an additional allocation of \$750,000 in the 2021 2nd Quarter Supplemental to address emergent mechanical infrastructure needs. The list of deferred major maintenance priorities on the campus, however, will require significant investment in the coming decade as the 1962 World's Fair infrastructure – originally designed for a temporary event – celebrates its 60th anniversary.

The 2022 CIP budget includes \$11 million in REET funds. In 2022, Center will accelerate the schedule for certain projects, including window replacements for the Armory and renovation of the first floor Armory restrooms to better meet ADA guidelines and expand capacity of the women's restroom. Funding will also support Center in addressing of mechanical system leaks in buildings across the campus; making the next phase of programmatic improvements to the International Fountain; and investing in three high-priority projects: completing the DuPen Fountain renovation, upgrading pedestrian lighting, and replacing the Fisher Pavilion roof, a popular space for outdoor events and activities.

Thematic Priorities

Seattle Center's Adopted 2022-2027 CIP focuses on four primary themes:

- Multi-phase investments in Seattle Center
- FCA Phase 2 and Deferred Major Maintenance
- Long range planning (ST3, Memorial Stadium, KCTS, PNB)
- Additional investment opportunities for 2022 and 2023

Multi-phase investments in Seattle Center

By the end of 2021, Center will have delivered the largest scope of improvements on the campus in 20 years, including an exterior refresh of the Armory, a new skate plaza, a revitalized International Fountain, uplifted North Courtyards and major investments in the parking garages and the Monorail. Center also kicked off several projects that will take multiple phases to complete and will continue to prioritize these projects in the coming years until they are completed:

- Renovation of the beloved DuPen Fountain phased between 2021 and 2022;
- Delivering on the vision of the Seattle Center Campus Pedestrian Lighting Concept Plan, with the first phase on Thomas St. occurring in 2021 and 2022;
- Completing the final phase of the Armory Exterior Renovation project with new exterior lighting to highlight the historic architecture planned for 2023;
- Continuous improvement of the visitor parking experience, building on the arena-related Parking Access and Revenue Control (PARC) upgrades being installed in 2022;
- Updating the wireless network infrastructure across the campus to 5G standards, in partnership with Seattle IT and third-party private carriers; and

- Electrification of the Central Utility Plant and decentralization of campus systems which, once designed, will require additional dedicated funding to complete by the target 2024 deadline.

Facility Condition Assessment Phase 2 and Deferred Major Maintenance

As Center welcomes crowds back to the campus in the post-pandemic reopening, the changing expectations around events – outdoors and indoors, community and commercial – mean there is more reason than ever before to invest in bringing aging assets up to a modern standard. Seattle Center is working within compounding constraints of aging infrastructure and limited capital and major maintenance budgets. Unplanned emergency work costs more and distracts staff from performing scheduled preventative maintenance, which in turn, increases the likelihood of emergency repairs. Condition assessments and a capital asset management program are key components of an effective maintenance and repair program.

In 2021, Center will complete the second phase of the campus FCA, identifying and prioritizing major maintenance and replacement needs throughout the campus buildings and grounds. The analysis will systematically evaluate Seattle Center’s capital assets to project repair, renewal, or replacement needs that will preserve the ability to support our mission. It will result in an action plan for addressing urgent issues including electrical, plumbing, roofing, building envelope, landscaping, irrigation, and HVAC. In the coming years, Center anticipates significant investments in design and construction to complete this necessary work.

Long-range planning priorities

While it is hard to imagine more change on campus than what has been experienced between 2018 and 2021, the coming decade contains prospects that could be equally transformative. Center is investing effort now in long-term planning and strategy for the following emerging opportunities:

- Championing an inspiring vision for integrating a light rail station at Seattle Center that promotes transit mobility and complements the identity of the campus in the future;
- Continuing to advance Memorial Stadium design and redevelopment in partnership with Seattle Public Schools (SPS), Seattle Center Foundation, philanthropy, and other stakeholders;
- Exploring opportunities for the Cascade Public Media (KCTS) site in anticipation of its lease conclusion in 2024, including potential synergies with Memorial Stadium and the SPS parking lot;
- Continuing the conversation with Pacific Northwest Ballet about their space use planning on campus in the coming years;
- Evaluating options to relocate the skilled trades shops from the Colorcraft (5.5) Building to a new location, in anticipation of its lease conclusion on July 31, 2025.

Project Selection Criteria

For each budget cycle, a broad cross-section of Seattle Center staff members engages in the process of identifying the highest priority asset preservation and improvement needs on the campus. This includes staff members who maintain facilities, rent facilities to clients, provide technical support for events, manage parking and public assembly facilities, and manage capital projects. Projects are prioritized around a set of criteria, including public and staff safety, regulatory requirements, failing building systems, asset preservation, master plan implementation, reducing operating costs and/or increasing revenue potential, leveraging non-City funds, and race and social justice. Center’s Campus & Armory Operating Board and the McCaw Hall Operating Board have played central roles in identifying and prioritizing capital needs in the facilities they oversee. The Seattle Center Executive Team takes all of this

information and prioritizes projects across the entire Seattle Center campus within funding targets provided. Seattle Center's program of facility condition assessments, utilizing a number of specialty consultants, is a key source of information for identifying current and future capital needs at Seattle Center to inform capital investment priorities.

2022-2027 Proposed CIP Highlights

The Center's CIP prioritizes funding to address needs identified in the latest phase of facility condition assessments, including roofs, mechanical infrastructure, and the International Fountain. The CIP also includes funding for asset preservation investments in McCaw Hall and the Monorail, guided by the McCaw Hall Capital Renewal/Major Maintenance Plan and the Seattle Center Monorail Transit Asset Management (TAM) Plan and Capital and Major Maintenance Program (CMMP) Plan. Asset preservation investments in 2022 will include:

Armory – In early 2022, exterior renovation of this 1939 building will continue with the installation of new awnings and doors. Additional maintenance priorities include HVAC upgrades and window replacements and renovating the first floor Armory restrooms to better meet ADA guidelines and expand capacity of the women's restroom

General Site Improvements – In 2022, REET I funding is allocated for a next phase of programmatic improvements to the International Fountain, and for campus technology infrastructure improvements.

McCaw Hall – Annual REET I allocations for McCaw Hall asset preservation are matched 100 percent by the resident tenants of McCaw Hall, the Seattle Opera and Pacific Northwest Ballet, to carry out the McCaw Hall Capital Renewal/Major Maintenance Plan, under the direction of the McCaw Hall Operating Board.

Monorail Renovation – Federal Transit Administration grant funds and local matching funds are allocated to continue implementation of the Seattle Center Monorail Transit Asset Management Plan and Capital and Major Maintenance Program Plan for renovation of the Monorail trains, guideways, and stations.

Open Space Restoration and Repair – Renovation of public open spaces in 2022 include upgrading pedestrian lighting on Thomas Street, restoring the DuPen Fountain, and planning to replace the roof of the Fisher Pavilion, a popular outdoor event space.

Parking Repairs and Improvements – The City's Lease with ArenaCo for the Climate Pledge Arena commits to operation of the Mercer Garage until 2035. Installation of a new Parking Access and Revenue Control (PARC) system in both the Mercer and 5th Avenue North garages in conjunction with ArenaCo installing a compatible system in the First Avenue North garage will be a priority to complete in 2022. An ongoing program of major maintenance on the garages will continue with repairs to elevators and water intrusion issues in the 5th Ave N. Garage.

Roof Replacements – Phase 2 of roof replacements for Seattle Children's Theatre buildings will be completed in 2022. A temporary repair to the International Fountain Pavilion roof that was made in 2020 is expected to stabilize it until replacement in 2024.

Utility Infrastructure – Renovation of campus utility infrastructure in 2022 includes campus-wide mechanical and electrical system improvements prioritized in the FCA, and re-lining the sewer below 2nd Ave. N.

CIP Revenue Sources

Seattle Center's Proposed 2022-2027 CIP is funded from a combination of revenue sources including Real Estate Excise Tax (REET, the primary funding source for 2022-2027), federal grants, and private funds. Over the years other key funding sources for Seattle Center included voter-approved property tax levies, Washington State and King County funds, and proceeds from property sales, in addition to private funds. Following the adoption of the 1990 Seattle Center Master Plan, two voter-approved levies raised \$62 million for implementing the master plan. This amount in turn leveraged \$500 million in non-City funds, including \$440 million from private sources. The Seattle Center campus is currently experiencing another wave of private investment including KEXP, the Opera at the Center, Space Needle renovation, and Climate Pledge Arena.

Summary of Upcoming Budget Issues and Challenges

The biggest challenges facing Seattle Center's CIP are aging infrastructure and funding constraints. Seattle Center buildings date from the 1930s and some underground sewer lines within the campus are over 100 years old. While some facilities have been significantly renovated, others remain in need of major renovation. Seattle Center is carrying out a program of facility condition assessments to identify current and future needs for capital renovation and replacement. The 2022-2027 Proposed CIP addresses priority needs identified in these condition assessments. Significant additional funding will need to be identified to address future needed asset preservation investments in Seattle Center facilities.

In 2008, following a two-year community process, the City Council adopted the Seattle Center Century 21 Master Plan. The Master Plan provides a roadmap for the redevelopment of Seattle Center around a set of design and planning principles. Implementation of the plan is expected to be supported by a mix of public and private funding. A challenge in the coming years is how to fund the remaining vision of the Master Plan as well as maintain existing capital assets.

Future Projects/What is on the Horizon

The announcement of the Climate Pledge Arena name and philosophy of environmental leadership has brought fresh energy to Seattle Center's commitment to environmental sustainability on its campus. Seattle Center's most fundamentally sustainable premise is its successful stewardship of historic urban fabric; however, the age of the campus also poses challenges. Seattle Center has infrastructure dating to the 1930s. The 2022-27 CIP addresses some of the highest priorities identified in Seattle Center's initial FCA, including the Seattle Children's Theatre Phase 2 and International Fountain Pavilion roof replacements, renovation of selected sewer lines, and replacing of pedestrian lighting fixtures. Seattle Center will need to address other major maintenance needs on the campus – including the conversion of the Central Utility Plant to electric power – in future CIPs.

Seattle Center skilled trades staff are based in a leased facility located just off the campus. Following a significant rent increase in 2019, Seattle Center decided to phase its staff out of this space within five years as the cost has become unjustifiable in the long term. The department is now looking to relocate its skilled trades staff within the Seattle Center campus, perhaps as part of development of the Memorial Stadium site.

A light rail station will be located on or adjacent to the Seattle Center campus as part of Sound Transit 3. Seattle Center is participating in Sound Transit's efforts to identify a preferred site for the Seattle Center station and is providing suggestions regarding where station ingress and egress could potentially occur on the Seattle Center campus. Seattle Center is collaborating with other City departments and engaging with neighbors and resident organizations in providing feedback to Sound Transit.

In 2021, after a necessary pause due to COVID-19, Center was able to advance the proposed redevelopment of Memorial Stadium in partnership with Seattle Public Schools and the Seattle Center Foundation. The 73-year-old Memorial Stadium is owned by Seattle Public Schools (SPS) on land deeded by the City and is outdated and deteriorated. Over several decades, the City and SPS have negotiated various proposals to replace Memorial Stadium and now are close to an agreement. Center and the Foundation have been working to build support for it with the SPS Board members. The City's and Foundation's vision for a new Memorial Stadium would be to transform the heart of Seattle Center with a state-of-the-art facility that would serve SPS' needs for athletics and graduations, and to also be a very desirable venue for arts, cultural, sports and community events. The City and SPS have negotiated a draft Letter of Intent (LOI) and among its provisions is that if SPS' proposed levy funding for Memorial Stadium is approved in February 2022, the City would have the option for a long-term lease and would operate and maintain the new facility. In 2022, SPS and the City would negotiate a Memorandum of Understanding that would implement detailed terms of this LOI and require approval by the SPS Board and City Council.

ADA Improvements

Project No:	MC-SC-S9302	BSL Code:	BC-SC-S03P01
Project Type:	Ongoing	BSL Name:	Building and Campus Improvements
Project Category:	Rehabilitation or Restoration	Location:	Seattle Center Campus
Current Project Stage:	N/A	Council District:	Council District 7
Start/End Date:	N/A	Neighborhood District:	Magnolia/Queen Anne
Total Project Cost:	N/A	Urban Village:	Uptown

This ongoing project makes the Seattle Center campus more accessible to people with disabilities. Improvements may include, but are not limited to, assisted listening devices, automatic doors, ramps, signage, seating and other features that accommodate Seattle Center visitors.

Resources	LTD Actuals	2021 Revised	2022	2023	2024	2025	2026	2027	Total
Property Sales and Interest Earnings	241	-	-	-	-	-	-	-	241
Real Estate Excise Tax I	3,121	1,347	-	-	-	-	-	-	4,468
Real Estate Excise Tax II	175	-	-	-	-	-	-	-	175
Total:	3,537	1,347	-	-	-	-	-	-	4,884
Fund Appropriations / Allocations ¹	LTD Actuals	2021 Revised	2022	2023	2024	2025	2026	2027	Total
REET I Capital Fund	3,121	1,347	-	-	-	-	-	-	4,468
REET II Capital Fund	175	-	-	-	-	-	-	-	175
Unrestricted Cumulative Reserve Fund	241	-	-	-	-	-	-	-	241
Total:	3,537	1,347	-	-	-	-	-	-	4,884

O&M Impacts: No expected impact on O&M costs.

Armory Food Court Renovation - Debt Service

Project No:	MC-SC-S1002	BSL Code:	BC-SC-S03P01
Project Type:	Debt Service	BSL Name:	Building and Campus Improvements
Project Category:	Rehabilitation or Restoration	Location:	305 Harrison St
Current Project Stage:	N/A	Council District:	Council District 7
Start/End Date:	2011 - 2021	Neighborhood District:	Magnolia/Queen Anne
Total Project Cost:	\$3,881	Urban Village:	Uptown

This project provides for payment of debt service on 10-year LTGO bonds issued in 2011 to fund renovation of the Seattle Center Armory atrium, formerly known as the Center House Food Court.

Resources	LTD Actuals	2021 Revised	2022	2023	2024	2025	2026	2027	Total
Real Estate Excise Tax I	3,498	384	-	-	-	-	-	-	3,882
Total:	3,498	384	-	-	-	-	-	-	3,882
Fund Appropriations / Allocations¹	LTD Actuals	2021 Revised	2022	2023	2024	2025	2026	2027	Total
REET I Capital Fund	3,498	384	-	-	-	-	-	-	3,882
Total:	3,498	384	-	-	-	-	-	-	3,882

O&M Impacts: No impact.

Armory Rehabilitation

Project No:	MC-SC-S9113	BSL Code:	BC-SC-S03P01
Project Type:	Ongoing	BSL Name:	Building and Campus Improvements
Project Category:	Rehabilitation or Restoration	Location:	305 Harrison St
Current Project Stage:	N/A	Council District:	Council District 7
Start/End Date:	N/A	Neighborhood District:	Magnolia/Queen Anne
Total Project Cost:	N/A	Urban Village:	Uptown

This ongoing project provides for major maintenance and improvements to the 275,000 square-foot Seattle Center Armory, formerly known as Center House, a 1939 structure that serves as the primary free indoor public gathering and programming space at Seattle Center. Work may include, but is not limited to, restroom and mechanical renovations, elevator renovation, fire-safety and seismic improvements, window replacement, signage improvements, wall and floor surface repairs, and improvements to the atrium.

Resources	LTD Actuals	2021 Revised	2022	2023	2024	2025	2026	2027	Total
LTGO Bond Proceeds	1,233	-	-	-	-	-	-	-	1,233
Property Sales and Interest Earnings	3,632	-	-	-	-	-	-	-	3,632
Real Estate Excise Tax I	6,409	1,865	1,550	1,697	350	1,350	1,600	950	15,771
Seattle Voter-Approved Levy	2,462	-	-	-	-	-	-	-	2,462
Total:	13,736	1,865	1,550	1,697	350	1,350	1,600	950	23,098
Fund Appropriations / Allocations¹	LTD Actuals	2021 Revised	2022	2023	2024	2025	2026	2027	Total
1991 Levy Fund (Closed)	2,462	-	-	-	-	-	-	-	2,462
2002 Multipurpose LTGO Bond Fund	1,233	-	-	-	-	-	-	-	1,233
REET I Capital Fund	6,409	1,865	1,550	1,697	350	1,350	1,600	950	15,771
Unrestricted Cumulative Reserve Fund	3,632	-	-	-	-	-	-	-	3,632
Total:	13,736	1,865	1,550	1,697	350	1,350	1,600	950	23,098

O&M Impacts: No expected impact on O&M costs.

¹Funds are appropriated through the Adopted Budget at the Budget Summary Level. All Amounts shown above are in thousands of dollars

Artwork Maintenance

Project No:	MC-SC-S9303	BSL Code:	BC-SC-S03P01
Project Type:	Ongoing	BSL Name:	Building and Campus Improvements
Project Category:	Rehabilitation or Restoration	Location:	Seattle Center Campus
Current Project Stage:	N/A	Council District:	Council District 7
Start/End Date:	N/A	Neighborhood District:	Magnolia/Queen Anne
Total Project Cost:	N/A	Urban Village:	Uptown

This ongoing project provides for maintenance of public artwork on the Seattle Center campus to ensure the integrity of the artwork. Typical improvements may include, but are not limited to, surface restoration and repainting, mechanical upgrades and repairs, and structural repairs. Some artworks on the Seattle Center campus are maintained by the Office of Arts and Culture.

Resources	LTD Actuals	2021 Revised	2022	2023	2024	2025	2026	2027	Total
Private Funding/Donations	5	-	-	-	-	-	-	-	5
Property Sales and Interest Earnings	585	117	30	30	30	50	50	-	892
Real Estate Excise Tax I	31	-	-	-	-	-	-	-	31
Total:	621	117	30	30	30	50	50	-	928
Fund Appropriations / Allocations ¹	LTD Actuals	2021 Revised	2022	2023	2024	2025	2026	2027	Total
REET I Capital Fund	31	-	-	-	-	-	-	-	31
Unrestricted Cumulative Reserve Fund	590	117	30	30	30	50	50	-	897
Total:	621	117	30	30	30	50	50	-	928

O&M Impacts: No expected impact on O&M costs.

¹Funds are appropriated through the Adopted Budget at the Budget Summary Level. All Amounts shown above are in thousands of dollars

Fisher Pavilion Asset Preservation

Project No:	MC-SC-S0701	BSL Code:	BC-SC-S03P01
Project Type:	Ongoing	BSL Name:	Building and Campus Improvements
Project Category:	Rehabilitation or Restoration	Location:	200 Thomas St
Current Project Stage:	N/A	Council District:	Council District 7
Start/End Date:	N/A	Neighborhood District:	Magnolia/Queen Anne
Total Project Cost:	N/A	Urban Village:	Uptown

This project provides for asset preservation investments in Fisher Pavilion, a public assembly facility completed in 2002.

Resources	LTD Actuals	2021 Revised	2022	2023	2024	2025	2026	2027	Total
Real Estate Excise Tax I	192	140	50	100	50	100	100	500	1,231
Total:	192	140	50	100	50	100	100	500	1,231
Fund Appropriations / Allocations ¹	LTD Actuals	2021 Revised	2022	2023	2024	2025	2026	2027	Total
REET I Capital Fund	192	140	50	100	50	100	100	500	1,231
Total:	192	140	50	100	50	100	100	500	1,231

O&M Impacts: No expected impact on O&M costs.

General Site Improvements

Project No:	MC-SC-S0305	BSL Code:	BC-SC-S03P01
Project Type:	Ongoing	BSL Name:	Building and Campus Improvements
Project Category:	Rehabilitation or Restoration	Location:	Seattle Center Campus
Current Project Stage:	N/A	Council District:	Council District 7
Start/End Date:	N/A	Neighborhood District:	Magnolia/Queen Anne
Total Project Cost:	N/A	Urban Village:	Uptown

This ongoing project improves the safety, security, facility integrity, and visitor experience on the Seattle Center campus. Improvements may include, but are not limited to, installation of security bollards, lighting upgrades, sealing of building exteriors, technology and security system upgrades, and renovation of fountains, site amenities and open spaces.

Resources	LTD Actuals	2021 Revised	2022	2023	2024	2025	2026	2027	Total
Federal Grant Funds	615	-	-	-	-	-	-	-	615
General Fund	178	-	-	-	-	-	-	-	178
LTGO Bond Proceeds	109	-	-	-	-	-	-	-	109
Property Sales and Interest Earnings	820	-	-	-	-	-	-	-	820
Real Estate Excise Tax I	1,793	1,636	875	434	204	675	646	1,507	7,769
Total:	3,515	1,636	875	434	204	675	646	1,507	9,491
Fund Appropriations / Allocations ¹	LTD Actuals	2021 Revised	2022	2023	2024	2025	2026	2027	Total
2002 Multipurpose LTGO Bond Fund	109	-	-	-	-	-	-	-	109
REET I Capital Fund	1,793	1,636	875	434	204	675	646	1,507	7,769
Seattle Center Capital Reserve	820	-	-	-	-	-	-	-	820
Unrestricted Cumulative Reserve Fund	793	-	-	-	-	-	-	-	793
Total:	3,515	1,636	875	434	204	675	646	1,507	9,491

O&M Impacts: No expected impact on O&M costs.

Lot 2 Development

Project No:	MC-SC-S0501	BSL Code:	BC-SC-S03P01
Project Type:	Ongoing	BSL Name:	Building and Campus Improvements
Project Category:	New Facility	Location:	500 5th Ave N
Current Project Stage:	N/A	Council District:	Council District 7
Start/End Date:	N/A	Neighborhood District:	Magnolia/Queen Anne
Total Project Cost:	N/A	Urban Village:	Uptown

This project provides for activities related to the sale of Seattle Center Parking Lot 2 to the Bill & Melinda Gates Foundation. The property sale closed in November 2006. All sale-related activities are completed with the exception of groundwater remediation and monitoring, expected to continue until 2025.

Resources	LTD Actuals	2021 Revised	2022	2023	2024	2025	2026	2027	Total
Private Funding/Donations	53	-	-	-	-	-	-	-	53
Property Sales and Interest Earnings	5,491	72	-	-	-	-	-	-	5,563
Real Estate Excise Tax I	800	-	-	-	-	-	-	-	800
Total:	6,344	72	-	-	-	-	-	-	6,416
Fund Appropriations / Allocations ¹	LTD Actuals	2021 Revised	2022	2023	2024	2025	2026	2027	Total
REET I Capital Fund	800	-	-	-	-	-	-	-	800
Seattle Center Capital Reserve	5,544	72	-	-	-	-	-	-	5,616
Total:	6,344	72	-	-	-	-	-	-	6,416

O&M Impacts: No expected impact on O&M costs.

McCaw Hall Asset Preservation

Project No:	MC-SC-S0303	BSL Code:	BC-SC-S0303
Project Type:	Ongoing	BSL Name:	McCaw Hall Capital Reserve
Project Category:	Rehabilitation or Restoration	Location:	321 Mercer St
Current Project Stage:	N/A	Council District:	Council District 7
Start/End Date:	N/A	Neighborhood District:	Magnolia/Queen Anne
Total Project Cost:	N/A	Urban Village:	Uptown

This project provides for the implementation of the McCaw Hall Capital Renewal/Asset Preservation Plan under the direction of the McCaw Hall Operating Board. The plan identifies asset preservation investments in the facility. Funding comes from the City and from the two resident tenants of McCaw Hall, Seattle Opera and Pacific Northwest Ballet.

Resources	LTD Actuals	2021 Revised	2022	2023	2024	2025	2026	2027	Total
Energy Rebates	3	-	-	-	-	-	-	-	3
Interest Earnings	111	60	-	17	17	17	16	-	238
Miscellaneous Revenues	-	-	-	-	-	-	-	-	-
Private Funding/Donations	1,679	962	317	327	337	347	360	-	4,329
Real Estate Excise Tax I	1,897	962	281	327	337	347	360	-	4,510
Total:	3,691	1,983	598	671	691	711	736	-	9,081
Fund Appropriations / Allocations¹	LTD Actuals	2021 Revised	2022	2023	2024	2025	2026	2027	Total
McCaw Hall Capital Reserve	3,391	1,983	598	671	691	711	736	-	8,781
REET I Capital Fund	300	-	-	-	-	-	-	-	300
Total:	3,691	1,983	598	671	691	711	736	-	9,081

O&M Impacts: No expected impact on O&M costs.

¹Funds are appropriated through the Adopted Budget at the Budget Summary Level. All Amounts shown above are in thousands of dollars

Monorail Improvements

Project No:	MC-SC-S9403	BSL Code:	BC-SC-S9403
Project Type:	Ongoing	BSL Name:	Monorail Rehabilitation
Project Category:	Rehabilitation or Restoration	Location:	Seattle Center Monorail System
Current Project Stage:	N/A	Council District:	Council District 7
Start/End Date:	N/A	Neighborhood District:	Magnolia/Queen Anne
Total Project Cost:	N/A	Urban Village:	Uptown

This project provides for the renovation of the Seattle Center Monorail, including the two trains, the two stations and the guideways that run in between. The City operates the Monorail through its contractor, Seattle Monorail Services. Monorail improvements may include, but are not limited to, floor replacement, door refurbishment, renovation of pneumatic and electrical systems and other train components, guideway renovation, and station upgrades.

Resources	LTD Actuals	2021 Revised	2022	2023	2024	2025	2026	2027	Total
Developer Mitigation	-	1,000	-	-	-	-	-	-	1,000
Federal ARRA Funds: FTA Transit Capital Assistance	1,000	-	-	-	-	-	-	-	1,000
Federal Grant Funds	9,156	5,198	1,006	1,004	1,004	1,004	-	-	18,373
Interdepartmental Transfer - SDOT	-	500	-	-	-	-	-	-	500
LTGO Bond Proceeds	5,188	-	-	-	-	-	-	-	5,188
Miscellaneous Revenues	2,268	1,281	249	251	251	251	1,255	-	5,805
Total:	17,612	7,979	1,255	1,255	1,255	1,255	1,255	-	31,866
Fund Appropriations / Allocations¹	LTD Actuals	2021 Revised	2022	2023	2024	2025	2026	2027	Total
2003 Multipurpose LTGO Bond Fund	475	-	-	-	-	-	-	-	475
2007 Multipurpose LTGO Bond Fund	4,713	-	-	-	-	-	-	-	4,713
Seattle Center Fund	117	6,553	1,255	1,255	1,255	1,255	1,255	-	12,945
Unrestricted Cumulative Reserve Fund	12,307	1,426	-	-	-	-	-	-	13,733
Total:	17,612	7,979	1,255	1,255	1,255	1,255	1,255	-	31,866

O&M Impacts: No expected impact on O&M costs.

¹Funds are appropriated through the Adopted Budget at the Budget Summary Level. All Amounts shown above are in thousands of dollars

Municipal Energy Efficiency Program

Project No:	MC-SC-S1003	BSL Code:	BC-SC-S03P01
Project Type:	Ongoing	BSL Name:	Building and Campus Improvements
Project Category:	Rehabilitation or Restoration	Location:	Seattle Center Campus
Current Project Stage:	N/A	Council District:	Council District 7
Start/End Date:	N/A	Neighborhood District:	Magnolia/Queen Anne
Total Project Cost:	N/A	Urban Village:	Uptown

This project provides for energy saving facility retrofit projects at Seattle Center. This project results in more energy efficient building systems, reductions in utility use and cost, and other facility efficiency improvements.

Resources	LTD Actuals	2021 Revised	2022	2023	2024	2025	2026	2027	Total
LTGO Bond Proceeds	634	-	-	-	-	-	-	-	634
Real Estate Excise Tax I	1,543	344	78	-	-	-	-	-	1,965
Total:	2,177	344	78	-	-	-	-	-	2,599
Fund Appropriations / Allocations ¹	LTD Actuals	2021 Revised	2022	2023	2024	2025	2026	2027	Total
2011 Multipurpose LTGO Bond Fund	634	-	-	-	-	-	-	-	634
REET I Capital Fund	1,543	344	78	-	-	-	-	-	1,965
Total:	2,177	344	78	-	-	-	-	-	2,599

O&M Impacts: Projects reduce energy use.

Open Space Restoration and Repair

Project No:	MC-SC-S9704	BSL Code:	BC-SC-S03P01
Project Type:	Ongoing	BSL Name:	Building and Campus Improvements
Project Category:	Rehabilitation or Restoration	Location:	Seattle Center Campus
Current Project Stage:	N/A	Council District:	Council District 7
Start/End Date:	N/A	Neighborhood District:	Magnolia/Queen Anne
Total Project Cost:	N/A	Urban Village:	Uptown

This ongoing project provides for the renovation, repair and the planning for the future renovation of open spaces, green spaces, hard surfaces, and fountains throughout the 74-acre Seattle Center campus. Typical improvements may include, but are not limited to, International Fountain mechanical and hard surface renovation, pedestrian and landscape improvements, hard surface repairs in heavily-trafficked areas, lighting upgrades, and tree replacement.

Resources	LTD Actuals	2021 Revised	2022	2023	2024	2025	2026	2027	Total
LTGO Bond Proceeds	1,175	-	-	-	-	-	-	-	1,175
Private Funding/Donations	25	-	-	-	-	-	-	-	25
Property Sales and Interest Earnings	3,192	-	-	-	-	-	-	-	3,192
Real Estate Excise Tax I	5,105	2,950	3,115	2,087	1,130	1,400	1,559	1,000	18,346
Total:	9,497	2,950	3,115	2,087	1,130	1,400	1,559	1,000	22,738
Fund Appropriations / Allocations¹	LTD Actuals	2021 Revised	2022	2023	2024	2025	2026	2027	Total
2002 Multipurpose LTGO Bond Fund	1,175	-	-	-	-	-	-	-	1,175
REET I Capital Fund	5,105	2,950	3,115	2,087	1,130	1,400	1,559	1,000	18,346
Seattle Center Capital Reserve	1,215	-	-	-	-	-	-	-	1,215
Unrestricted Cumulative Reserve Fund	2,002	-	-	-	-	-	-	-	2,002
Total:	9,497	2,950	3,115	2,087	1,130	1,400	1,559	1,000	22,738

O&M Impacts: No expected impact on O&M costs.

¹Funds are appropriated through the Adopted Budget at the Budget Summary Level. All Amounts shown above are in thousands of dollars

Parking Repairs and Improvements

Project No:	MC-SC-S0301	BSL Code:	BC-SC-S03P01
Project Type:	Ongoing	BSL Name:	Building and Campus Improvements
Project Category:	Rehabilitation or Restoration	Location:	Seattle Center Campus
Current Project Stage:	N/A	Council District:	Council District 7
Start/End Date:	N/A	Neighborhood District:	Magnolia/Queen Anne
Total Project Cost:	N/A	Urban Village:	Uptown

This ongoing project provides for the repair and improvement of Seattle Center's parking facilities. Typical improvements may include, but are not limited to, concrete repairs, garage resealing, elevator renovation and repair, signage improvements, installation of emergency phones, and installation of electronic parking access and revenue control systems.

Resources	LTD Actuals	2021 Revised	2022	2023	2024	2025	2026	2027	Total
Property Sales and Interest Earnings	960	-	-	-	-	-	-	-	960
Real Estate Excise Tax I	4,898	5,365	-	400	400	150	587	-	11,800
Total:	5,858	5,365	-	400	400	150	587	-	12,760
Fund Appropriations / Allocations ¹	LTD Actuals	2021 Revised	2022	2023	2024	2025	2026	2027	Total
REET I Capital Fund	4,898	5,365	-	400	400	150	587	-	11,800
Seattle Center Capital Reserve	800	-	-	-	-	-	-	-	800
Unrestricted Cumulative Reserve Fund	160	-	-	-	-	-	-	-	160
Total:	5,858	5,365	-	400	400	150	587	-	12,760

O&M Impacts: No expected impact on O&M costs.

Preliminary Engineering and Planning

Project No:	MC-SC-S9706	BSL Code:	BC-SC-S03P01
Project Type:	Ongoing	BSL Name:	Building and Campus Improvements
Project Category:	Rehabilitation or Restoration	Location:	Seattle Center Campus
Current Project Stage:	N/A	Council District:	Council District 7
Start/End Date:	N/A	Neighborhood District:	Magnolia/Queen Anne
Total Project Cost:	N/A	Urban Village:	Uptown

This ongoing project provides for the development of scopes of work, concept plans, design alternatives, and cost estimates for Seattle Center capital projects. Typical planning work includes, but is not limited to, pre-design and analysis of project alternatives, planning for property sales, conceptual design and financial analysis of capital improvement options in conjunction with development of, and revisions to, the Seattle Center Century 21 Master Plan, and facility condition assessments.

Resources	LTD Actuals	2021 Revised	2022	2023	2024	2025	2026	2027	Total
Property Sales and Interest Earnings	557	-	-	-	-	-	-	-	557
Real Estate Excise Tax I	1,757	493	125	125	125	125	150	150	3,050
Total:	2,314	493	125	125	125	125	150	150	3,607
Fund Appropriations / Allocations ¹	LTD Actuals	2021 Revised	2022	2023	2024	2025	2026	2027	Total
REET I Capital Fund	1,757	493	125	125	125	125	150	150	3,050
Unrestricted Cumulative Reserve Fund	557	-	-	-	-	-	-	-	557
Total:	2,314	493	125	125	125	125	150	150	3,607

O&M Impacts: No impact.

¹Funds are appropriated through the Adopted Budget at the Budget Summary Level. All Amounts shown above are in thousands of dollars

Public Gathering Space Improvements

Project No:	MC-SC-S9902	BSL Code:	BC-SC-S03P01
Project Type:	Ongoing	BSL Name:	Building and Campus Improvements
Project Category:	Rehabilitation or Restoration	Location:	Seattle Center Campus
Current Project Stage:	N/A	Council District:	Council District 7
Start/End Date:	N/A	Neighborhood District:	Magnolia/Queen Anne
Total Project Cost:	N/A	Urban Village:	Uptown

This ongoing project provides for major maintenance and improvements to meeting rooms, exhibition spaces, and other indoor and outdoor public assembly and gathering spaces at Seattle Center.

Resources	LTD Actuals	2021 Revised	2022	2023	2024	2025	2026	2027	Total
General Fund	3	(3)	-	-	-	-	-	-	-
LTGO Bond Proceeds	140	-	-	-	-	-	-	-	140
Private Funding/Donations	1,889	597	-	-	-	-	-	-	2,486
Property Sales and Interest Earnings	2,926	205	-	-	-	-	-	-	3,131
Real Estate Excise Tax I	4,135	331	783	614	1,000	1,000	926	1,000	9,788
Total:	9,093	1,130	783	614	1,000	1,000	926	1,000	15,545
Fund Appropriations / Allocations ¹	LTD Actuals	2021 Revised	2022	2023	2024	2025	2026	2027	Total
2002 Multipurpose LTGO Bond Fund	140	-	-	-	-	-	-	-	140
General Fund	1,520	327	-	-	-	-	-	-	1,846
REET I Capital Fund	4,135	331	783	614	1,000	1,000	926	1,000	9,788
Seattle Center Capital Reserve	1,280	-	-	-	-	-	-	-	1,280
Seattle Center Fund	312	268	-	-	-	-	-	-	580
Unrestricted Cumulative Reserve Fund	1,706	205	-	-	-	-	-	-	1,911
Total:	9,093	1,130	783	614	1,000	1,000	926	1,000	15,545

O&M Impacts: No expected impact on O&M costs.

Roof/Structural Replacement and Repair

Project No:	MC-SC-S9701	BSL Code:	BC-SC-S03P01
Project Type:	Ongoing	BSL Name:	Building and Campus Improvements
Project Category:	Rehabilitation or Restoration	Location:	Seattle Center Campus
Current Project Stage:	N/A	Council District:	Council District 7
Start/End Date:	N/A	Neighborhood District:	Magnolia/Queen Anne
Total Project Cost:	N/A	Urban Village:	Uptown

This project provides for roof and building envelope repair and replacement, and structural and seismic analysis and repairs throughout the Seattle Center campus. Typical improvements may include, but are not limited to, roof replacement, exterior wall re-cladding and repairs, repair and replacement of rooftop mechanical equipment, seismic studies, and seismic retrofits.

Resources	LTD Actuals	2021 Revised	2022	2023	2024	2025	2026	2027	Total
LTGO Bond Proceeds	6,780	-	-	-	-	-	-	-	6,780
Property Sales and Interest Earnings	1,154	-	-	-	-	-	-	-	1,154
Real Estate Excise Tax I	3,090	3,513	2,186	136	766	-	350	1,500	11,540
Total:	11,024	3,513	2,186	136	766	-	350	1,500	19,474
Fund Appropriations / Allocations ¹	LTD Actuals	2021 Revised	2022	2023	2024	2025	2026	2027	Total
2002 Multipurpose LTGO Bond Fund	450	-	-	-	-	-	-	-	450
2003 Multipurpose LTGO Bond Fund	6,330	-	-	-	-	-	-	-	6,330
REET I Capital Fund	3,090	3,513	2,186	136	766	-	350	1,500	11,540
Unrestricted Cumulative Reserve Fund	1,154	-	-	-	-	-	-	-	1,154
Total:	11,024	3,513	2,186	136	766	-	350	1,500	19,474

O&M Impacts: No expected impact on O&M costs.

Seattle Center Long Range Investment Plan

Project No:	MC-SC-S0703	BSL Code:	BC-SC-S03P01
Project Type:	Ongoing	BSL Name:	Building and Campus Improvements
Project Category:	Improved Facility	Location:	Seattle Center Campus
Current Project Stage:	N/A	Council District:	Council District 7
Start/End Date:	N/A	Neighborhood District:	Magnolia/Queen Anne
Total Project Cost:	N/A	Urban Village:	Uptown

This project provides for the development and implementation of the Seattle Center Century 21 Master Plan. Work includes, but is not limited to, working with stakeholder groups and consultant teams to identify development alternatives, holding public meetings, developing concept plans, carrying out environmental review and other studies, real estate analysis, developing public and private partnerships, recommending packages of improvements to elected officials, and updating the Master Plan as needed.

Resources	LTD Actuals	2021 Revised	2022	2023	2024	2025	2026	2027	Total
Key Arena Settlement Subfund Revenue	270	-	-	-	-	-	-	-	270
Property Sales and Interest Earnings	1,894	-	-	-	-	-	-	-	1,894
Real Estate Excise Tax I	-	341	-	-	-	-	-	-	341
Seattle Center Fund	1,137	756	-	-	-	-	-	-	1,893
Total:	3,301	1,096	-	-	-	-	-	-	4,397
Fund Appropriations / Allocations ¹	LTD Actuals	2021 Revised	2022	2023	2024	2025	2026	2027	Total
KeyArena Settlement Proceeds Fund	270	-	-	-	-	-	-	-	270
REET I Capital Fund	-	341	-	-	-	-	-	-	341
Seattle Center Capital Reserve	2,782	(4)	-	-	-	-	-	-	2,779
Seattle Center Fund	69	760	-	-	-	-	-	-	829
Seattle Center KeyArena Fund	179	-	-	-	-	-	-	-	179
Total:	3,301	1,096	-	-	-	-	-	-	4,397

O&M Impacts: No impact.

¹Funds are appropriated through the Adopted Budget at the Budget Summary Level. All Amounts shown above are in thousands of dollars

Site Signage

Project No:	MC-SC-S9118	BSL Code:	BC-SC-S03P01
Project Type:	Ongoing	BSL Name:	Building and Campus Improvements
Project Category:	Rehabilitation or Restoration	Location:	Seattle Center Campus
Current Project Stage:	N/A	Council District:	Council District 7
Start/End Date:	N/A	Neighborhood District:	Magnolia/Queen Anne
Total Project Cost:	N/A	Urban Village:	Uptown

This ongoing project funds replacement and renovation of wayfinding, event, building and informational signage throughout the Seattle Center campus. Improvements may include, but are not limited to, repair, replacement and upgrades to exterior readerboards and other signage, and development of a digital media network of electronic signage throughout the campus.

Resources	LTD Actuals	2021 Revised	2022	2023	2024	2025	2026	2027	Total
LTGO Bond Proceeds	-	8,000	-	-	-	-	-	-	8,000
Property Sales and Interest Earnings	2,385	-	-	-	-	-	-	-	2,385
Real Estate Excise Tax I	275	291	50	150	100	100	125	-	1,091
Seattle Voter-Approved Levy	606	-	-	-	-	-	-	-	606
Total:	3,266	8,291	50	150	100	100	125	-	12,082
Fund Appropriations / Allocations ¹	LTD Actuals	2021 Revised	2022	2023	2024	2025	2026	2027	Total
1991 Levy Fund (Closed)	606	-	-	-	-	-	-	-	606
2021 Taxable LTGO Bond Fund	-	8,000	-	-	-	-	-	-	8,000
REET I Capital Fund	275	291	50	150	100	100	125	-	1,091
Seattle Center Capital Reserve	1,900	-	-	-	-	-	-	-	1,900
Unrestricted Cumulative Reserve Fund	485	-	-	-	-	-	-	-	485
Total:	3,266	8,291	50	150	100	100	125	-	12,082

O&M Impacts: No expected impact on O&M costs.

Skatepark Relocation

Project No:	MC-SC-S1901	BSL Code:	BC-SC-S03P01
Project Type:	Discrete	BSL Name:	Building and Campus Improvements
Project Category:	Rehabilitation or Restoration	Location:	Seattle Center Campus
Current Project Stage:	Stage 3 - Design	Council District:	Council District 7
Start/End Date:	2018 - 2020	Neighborhood District:	Magnolia/Queen Anne
Total Project Cost:	\$2,200	Urban Village:	Uptown

This project provides for the replacement of the former Seattle Center Skatepark at a new location on a closed portion of Broad Street, just east of the main Seattle Center campus. The former skatepark was within the footprint of the Arena construction project. ArenaCo, the developer of the Arena, is contributing to the cost of the skatepark replacement.

Resources	LTD Actuals	2021 Revised	2022	2023	2024	2025	2026	2027	Total
General Fund	69	(69)	-	-	-	-	-	-	-
Private Funding/Donations	345	155	-	-	-	-	-	-	500
Real Estate Excise Tax I	793	1,757	-	-	-	-	-	-	2,550
Total:	1,207	1,843	-	-	-	-	-	-	3,050
Fund Appropriations / Allocations¹	LTD Actuals	2021 Revised	2022	2023	2024	2025	2026	2027	Total
General Fund	414	86	-	-	-	-	-	-	500
REET I Capital Fund	793	1,757	-	-	-	-	-	-	2,550
Total:	1,207	1,843	-	-	-	-	-	-	3,050

O&M Impacts: To be determined once new skatepark is completed and in use.

¹Funds are appropriated through the Adopted Budget at the Budget Summary Level. All Amounts shown above are in thousands of dollars

Theatre Improvements and Repairs

Project No:	MC-SC-S9604	BSL Code:	BC-SC-S03P01
Project Type:	Ongoing	BSL Name:	Building and Campus Improvements
Project Category:	Rehabilitation or Restoration	Location:	Seattle Center Campus
Current Project Stage:	N/A	Council District:	Council District 7
Start/End Date:	N/A	Neighborhood District:	Magnolia/Queen Anne
Total Project Cost:	N/A	Urban Village:	Uptown

This ongoing project funds improvements to the various theater spaces and facilities on the Seattle Center campus. Typical improvements may include, but are not limited to, fire safety, mechanical, structural, sound, staging, dressing room, building envelope and lobby improvements.

Resources	LTD Actuals	2021 Revised	2022	2023	2024	2025	2026	2027	Total
LTGO Bond Proceeds	1,130	-	-	-	-	-	-	-	1,130
Property Sales and Interest Earnings	1,620	-	-	-	-	-	-	-	1,620
Real Estate Excise Tax I	1,062	31	-	100	100	100	100	100	1,593
Total:	3,812	31	-	100	100	100	100	100	4,343
Fund Appropriations / Allocations ¹	LTD Actuals	2021 Revised	2022	2023	2024	2025	2026	2027	Total
2002 Multipurpose LTGO Bond Fund	1,130	-	-	-	-	-	-	-	1,130
REET I Capital Fund	1,062	31	-	100	100	100	100	100	1,593
Unrestricted Cumulative Reserve Fund	1,620	-	-	-	-	-	-	-	1,620
Total:	3,812	31	-	100	100	100	100	100	4,343

O&M Impacts: No expected impact on O&M costs.

Utility Infrastructure Restoration and Repairs

Project No:	MC-SC-S0101	BSL Code:	BC-SC-S03P01
Project Type:	Ongoing	BSL Name:	Building and Campus Improvements
Project Category:	Rehabilitation or Restoration	Location:	Seattle Center Campus
Current Project Stage:	N/A	Council District:	Council District 7
Start/End Date:	N/A	Neighborhood District:	Magnolia/Queen Anne
Total Project Cost:	N/A	Urban Village:	Uptown

This ongoing project funds the repair, renovation and upgrade of utility infrastructure at Seattle Center. Utility infrastructure includes chilled water and steam lines, water and sewer lines, electrical equipment, communication lines, fire alarms, access control and other systems. Typical improvements may include, but are not limited to, repair and replacement of underground piping for steam, chilled water and condensate lines; efficiency upgrades to the Center's chilled water loop; HVAC system renovation; replacement of water and fire mains; connectivity improvements; and electrical infrastructure upgrades.

Resources	LTD Actuals	2021 Revised	2022	2023	2024	2025	2026	2027	Total
LTGO Bond Proceeds	1,389	-	-	-	-	-	-	-	1,389
Real Estate Excise Tax I	5,772	2,825	1,957	1,001	702	792	1,614	1,571	16,233
Total:	7,161	2,825	1,957	1,001	702	792	1,614	1,571	17,622
Fund Appropriations / Allocations ¹	LTD Actuals	2021 Revised	2022	2023	2024	2025	2026	2027	Total
2002 Multipurpose LTGO Bond Fund	1,151	-	-	-	-	-	-	-	1,151
2003 Multipurpose LTGO Bond Fund	238	-	-	-	-	-	-	-	238
REET I Capital Fund	5,772	2,825	1,957	1,001	702	792	1,614	1,571	16,233
Total:	7,161	2,825	1,957	1,001	702	792	1,614	1,571	17,622

O&M Impacts: No expected impact on O&M costs.

¹Funds are appropriated through the Adopted Budget at the Budget Summary Level. All Amounts shown above are in thousands of dollars

Seattle Public Library

Overview

The Seattle Public Library's facilities include 26 branch libraries and the Central Library, as well as leased storage and shops space. In 2008, the Library completed the final building projects of an extensive, system-wide capital program known as "Libraries for All" (LFA). The LFA program increased the amount of physical space by 80% to a total of over 600,000 square feet, greatly increasing the demands on the Library's major maintenance program.

The subsequent 2012 Library Levy provided an essential seven-year funding stream to maintain the five new and 22 updated libraries that had been renovated, expanded or replaced during LFA. The 2012 levy concluded at the end of 2019, and with passage of the 2019 Library Levy, the Library embarked in 2020 on its current seven-year asset preservation program which includes seismic retrofits at three century-old Carnegie-era branches.

Library buildings can be divided into four major categories:

1. There are ten buildings designated as historic landmarks, including seven Carnegie-era libraries (built in the early 1900s) and three modern buildings.
2. Eleven branch libraries are either LFA new construction (eight buildings) or non-landmarked buildings developed between the 1950s and the 1970s (three buildings).
3. Five small library branches are essentially storefronts, four of which are part of larger buildings.
4. The Central Library is a 12-story 363,000 square foot building that serves as headquarters and hub of the library system. It houses the materials distribution system, Library administration, a 375-seat auditorium and public meeting rooms, large public areas for reading and access to 330 public computers, a data center housing system-wide servers, and the Central Library collection of books and materials.

The Library Major Maintenance program provides ongoing funding for work that preserves or improves building integrity, efficiency and functionality.

Thematic Priorities

The Library's Capital Improvement Program (CIP) projects generally fall into one or more categories: asset preservation, operational efficiency, environmental stability, public service improvements, and safety and security.

Asset Preservation

The overriding priority of the Library's capital program is to extend the useful life of its buildings. As the Library's buildings have all surpassed the ten-year mark since the conclusion of the final Libraries for All bond projects, the buildings require attention to flooring, casework, finishes and restroom fixtures. Major repairs and replacement to roofs, building envelopes, HVAC and other critical building systems, doors, windows, flooring and casework are also examples of asset preservation items funded through the Library's CIP budget. The 2019 Levy also included additional funding for three Carnegie-era branch seismic retrofits.

2022-2027 Proposed Capital Improvement Program

Nearly all of the Library's non-IT \$5 million 2022 Proposed CIP Levy budget can be predominantly classified as asset preservation work. There are also elements of enhanced safety, improved access, energy efficiency and environmental sustainability. Approximately \$2 million is budgeted for the Green Lake branch seismic retrofit project as promised in the 2019 voter-approved levy; additional planning/design costs may be incurred for either or both of the University and Columbia branch seismic projects as well. The balance of Levy CIP funding will pay for mechanical systems replacement at multiple branches (tentatively Greenwood, Northgate, Southwest and West Seattle); fire panel upgrades at several branches (to be determined by an upcoming assessment), and any additional urgent ADA accessibility issues system wide.

Some multi-year branch initiatives have been slowed due to the COVID-19 pandemic and will likely carry into 2022. The major projects may include necessary improvements at the Library's newly-acquired maintenance shop and storage site, exterior work/access improvements at the Douglass-Truth branch, roof and mechanical systems replacement at Capitol Hill branch, mechanical systems replacement at Broadview branch and roof repairs at Queen Anne and Lake City branches.

The iconic Central Library often requires a significant portion of CIP funds, usually distributed over multi-year projects. Historically, larger, complex and challenging projects have been planned and staged sequentially to minimize the impact on Library services to patrons. While there are no new scheduled 2022 projects at the Central Library, it's possible ongoing major sewer repair and repair to the damaged southwest corner of Central's Level 1 could extend into 2022, depending upon availability of contractors and materials.

While these projects are essential for preserving the Library's physical assets, many of them also contribute to the Library system's other essential themes: operational efficiency, environmental sustainability, and improved service to the public.

Library Operational Efficiency; Environmental Sustainability; Safety and Security of Public/Staff

The Library delivers direct services to Seattle residents, who expect highly functional and welcoming library buildings. Major maintenance work carried out under these priorities supports:

- upgrades to help the Library reduce operating costs while minimizing impact to the public;
- renovations to enhance the environmental sustainability of Library buildings; and
- repairs and improvements that augment the safety of library facilities (immediate safety concerns and building integrity are highest priority).

It should also be noted that major Levy-funded IT projects, which can be categorized under operational efficiency and service to the public, were moved to the Library's CIP in 2021. The 2022-2027 Proposed CIP budget includes \$3.2 million in 2022 for upgrading Library enterprise equipment and beginning the replacement of SPL's Integrated Library System for processing and tracking books and materials.

Public Service Improvements

There are no projects solely dedicated to public service improvements scheduled for 2022. Public service improvements mostly encompass work that enhances the library patron experience, such as Reimagining projects that have been completed over the past few years (Rainier Beach, Lake City,

Ballard, Beacon Hill, Highpoint, South Park and Northeast). These projects typically entail increased meeting room space; better connectivity for devices; lowered shelving and improved layout for enhanced sightlines/security/accessibility; and updated carpet, paint and restrooms. Public service improvements are being considered concurrent with the three projects to improve seismic stability (Green Lake, University and Columbia branches), scheduled over the life of the seven-year levy. Construction at the Green Lake branch is scheduled to begin in late 2022. Ultimately, funding will determine whether the scope of these three seismic retrofit projects includes public service improvements.

Project Selection Criteria

In selecting major maintenance work to accomplish each year, the Library evaluates the preservation of building integrity, impact on safety to the public and staff, importance of the work to core library building functions, operational efficiency gains (both economic and environmental), and opportunities to improve or preserve service to the public.

The Library conducts condition assessments and updates information based on inspection by the capital program manager and facilities maintenance staff. The Library obtains professional evaluations of roofs, mechanical, HVAC and lighting systems to flag deficiencies and identify areas where the capital program may be able to reduce operating costs. Library public services managers develop proposals to change the functional use of library space. These proposals are evaluated for feasibility, cost and urgency, and capital program staff works with Library services managers to scope alternatives. Public input also plays a role in project planning. The Library senior management team has ultimate responsibility for authorizing and prioritizing functional building modifications.

Many library facilities are open seven days per week during normal operations, which requires careful planning and staging of projects to keep libraries open as much as possible while capital improvement work is underway. Flexibility is critical to respond to building issues as they emerge.

CIP Highlights

The Library's 2022-2027 Proposed CIP provides a base level of support for asset management during the period when all buildings have surpassed the ten-year mark from their LFA construction or renovation. The 2019 Library Levy provides a total of \$8.2 million (including Seismic/URM and IT Capital allocations) in 2022. The total 2022 REET allocation to the Library is \$1,287,000. The Library will receive \$862,000 in base Real Estate Excise Tax (REET) funding, which is budgeted toward initial planning/design for the Columbia and University branch seismic projects. There is an additional \$425,000 from the Municipal Energy Efficiency Project, which includes \$300,000 for Green Lake electrical/HVAC upgrades concurrent with the seismic retrofit project, and \$125,000 toward Broadview HVAC repairs/electrification.

As mentioned above, the major effort for the Library's CIP in 2022 will be the continued design and then initial construction for the Green Lake branch seismic retrofit. The ultimate aim of this project is to complete seismic and ADA upgrades; with the recent approval of a \$1.8 million Washington State Department of Commerce grant, the project scope has been expanded to include air-conditioning, electrification, additional ADA access improvements, and a reconfigured elevator.

2022-2027 Proposed Capital Improvement Program

CIP Revenue Sources

Historically, Real Estate Excise Tax (REET) was the primary source of funding for the Library's CIP, with an additional smaller allocation from the General Fund. In 2012, the Library worked with the Mayor and City Council to develop a Library levy proposal that voters approved in August of that year. One of the core areas the levy funds is major maintenance. Upon passage of the 2012 Library Levy, the City shifted most major maintenance funding from REET/General Fund to the levy, which provided a significant increase in major maintenance funding for major maintenance projects. The 2019 Library Levy continues support to preserve the Library's capital assets including significant investments in seismic upgrades for three branches.

Levy funding is insufficient to fully cover costs associated with patron and programmatically-driven renovation projects, significant building infrastructure renovations and adjustments, or replacement of major building systems at the Central Library and larger branches. Since passage of the 2012 Library Levy, REET revenue has continued to provide additional funding for targeted efforts, such as the Library's Reimagining Spaces initiative (which sought to enhance Library physical spaces to better address changing patron and community needs) or large-scale major maintenance requirements not anticipated during the planning of the levy.

REET revenue plays a vital role in supporting projects that are beyond the scope of the Library's levy-funded major maintenance program. For example, while the levy remains the primary funding source for the seismic retrofit projects at Green Lake, Columbia and University branches, additional funding is necessary to pursue building upgrades that would be considerably less expensive if performed concurrent with the seismic work. Contingent upon funding, those upgrades could include the addition of air-conditioning; elevator additions/improvements to increase access for patrons with mobility challenges; mechanical system modernization and electrification for increased energy efficiency and reduced reliance on fossil fuels; and other interior enhancements.

As mentioned above, the Library, with significant assistance from Office of Sustainability and Environment, recently received approval for a \$1.8 million Washington State Department of Commerce grant for the Green Lake branch seismic retrofit. The project scope has been expanded to include air-conditioning, electrification (to eliminate reliance on fossil fuels), additional ADA access improvements, and a reconfigured elevator. The Library will continue to seek outside resources to augment the scope of both University and Columbia branch seismic project as well.

Summary of Upcoming Budget Issues and Challenges

COVID-19 Pandemic

One challenge that was certainly not foreseen prior to 2020 – and affecting most of 2020 and 2021 – was the adversity posed by the COVID-19 pandemic. While the pandemic hit Library operations hardest, Library capital projects also felt the impact as contractors and vendors experienced staff shortages due to illness and layoffs, and social distancing and other efforts to reduce viral transmission have slowed the progress of many projects at various stages (planning, design and construction). Funding reductions also prompted reexamination of project scope in some of the larger Library projects. As the impact of the pandemic persisted, adaptation of library spaces to maintain the safety of both public and staff were

required and implemented. It is unknown how long that impact of the pandemic will linger into the future.

The following issues and challenges will need to be addressed in the coming months and years:

Aging Buildings and Infrastructure

Library buildings are among the most intensively-used City facilities in Seattle. Prior to the pandemic, the Central Library hosted over 1.2 million visitors annually, with library branches serving over 3.6 million visitors. The Library's historic landmark buildings have unique features such as brick facades, slate roofs and other details. When undertaking maintenance and repair work, it is essential to use designs and materials consistent with their landmark status – all factors that increase major maintenance costs. The Central Library poses a different set of challenges; a building of its size, complexity and intensity of use requires significant annual major maintenance to preserve core functionality and continually improve building efficiency. All of these factors are considered in establishing the major maintenance component of the Library's ongoing major maintenance program.

Seismic Preparedness

A 2016 survey conducted by the Seattle Department of Construction and Inspection identified seven unreinforced masonry (URM) facilities in the Library's property portfolio requiring seismic retrofit to reduce the risk of injury and loss of life during an earthquake. The survey classified buildings into three categories of vulnerability (critical, high, and medium) with regard to life safety impacts. Three of the seven Library facilities - Green Lake, University and Columbia branches - fell within the high-vulnerability category (with the remainder in the medium-vulnerability category) and the Library Board of Trustees identified those branches as a critical issue to be addressed. The 2019 Library Levy funded seismic retrofits for those three Carnegie-era branches for the period between 2020 and 2026.

As the URM projects will necessitate closure of the branches for a year or more, other needed building improvements will also be scheduled concurrently. Contingent upon available funding, work may entail roof and envelope restoration; elevator and mechanical system upgrades; interior renovation (including electrical, carpeting, furniture and finishes); and efforts to ensure ADA compliance and equitable access.

Adjusting to a Changing Climate

The Library is also adapting to a changing climate, often working with the Office of Sustainability and Environment to identify potential areas for improved energy efficiency and, per mayoral directive, to lessen the Library's reliance on fossil fuels. Several branches – including most of the landmarked branches – are not air-conditioned, and rising summer temperatures can lead to closures which impact patrons and Library operations. The Library is exploring logistics and funding options to add air conditioning to high-use branches that currently lack air-conditioning, which would increase branch comfort year-round and also allow those branches to serve as cooling centers during extreme heat events.

Future Projects / What is on the Horizon

Maintenance and Operations Center

For several years, the Library sought a permanent location for its off-site maintenance shop, storage and Library delivery vehicle parking. In March 2021, the Library acquired a building and parking lot at 5910 Corson Ave S, which replaced its leased maintenance shop and storage space at 6345 6th Ave S. Work is

necessary at the Corson site to upgrade the electrical service for increased HVAC power requirements, along with future conversion from fossil fuels. The space also requires workshop ventilation improvements, better insulation and eventual roof replacement.

ADA Improvements - Library

Project No:	MC-PL-B3012	BSL Code:	BC-PL-B3000
Project Type:	Ongoing	BSL Name:	Capital Improvements
Project Category:	Improved Facility	Location:	Various Locations
Current Project Stage:	N/A	Council District:	Multiple
Start/End Date:	N/A	Neighborhood District:	Not in a Neighborhood District
Total Project Cost:	N/A	Urban Village:	Not in an Urban Village

This project represents ADA improvements for The Seattle Public Library, and includes work on accessible paths and adjustments to casework, restroom fixtures, and railings.

Resources	LTD Actuals	2021 Revised	2022	2023	2024	2025	2026	2027	Total
Real Estate Excise Tax I	1,005	50	-	-	-	-	-	-	1,055
Total:	1,005	50	-	-	-	-	-	-	1,055
Fund Appropriations / Allocations¹	LTD Actuals	2021 Revised	2022	2023	2024	2025	2026	2027	Total
REET I Capital Fund	1,005	50	-	-	-	-	-	-	1,055
Total:	1,005	50	-	-	-	-	-	-	1,055

O&M Impacts:

¹Funds are appropriated through the Adopted Budget at the Budget Summary Level. All Amounts shown above are in thousands of dollars

Central Library Infrastructure Improvements

Project No:	MC-PL-B3013	BSL Code:	BC-PL-B3000
Project Type:	Ongoing	BSL Name:	Capital Improvements
Project Category:	Improved Facility	Location:	Central Library 1000 4th Ave
Current Project Stage:	N/A	Council District:	Council District 7
Start/End Date:	N/A	Neighborhood District:	Downtown
Total Project Cost:	N/A	Urban Village:	Not in an Urban Village

This project provides for improved infrastructure at the 363,000 square foot Central Library. Central requires substantial infrastructure work to achieve operational efficiency and set the stage for its eventual programmatic re-imagining. Changes to Central also require additional lead time for planning and design, due both to its unique physical configuration/infrastructure and iconic architectural status. Typical improvements may include, but are not limited to, structural and mechanical repairs or improvements, safety and security upgrades, lighting and signage enhancements, and wall and floor surface repairs.

Resources	LTD Actuals	2021 Revised	2022	2023	2024	2025	2026	2027	Total
Real Estate Excise Tax I	1,617	-	-	-	-	-	-	-	1,617
Total:	1,617	-	-	-	-	-	-	-	1,617
Fund Appropriations / Allocations ¹	LTD Actuals	2021 Revised	2022	2023	2024	2025	2026	2027	Total
REET I Capital Fund	1,617	-	-	-	-	-	-	-	1,617
Total:	1,617	-	-	-	-	-	-	-	1,617

O&M Impacts:

¹Funds are appropriated through the Adopted Budget at the Budget Summary Level. All Amounts shown above are in thousands of dollars

IT Infrastructure

Project No:	MC-PL-B3100	BSL Code:	BC-PL-B3000
Project Type:	Ongoing	BSL Name:	Capital Improvements
Project Category:	Rehabilitation or Restoration	Location:	Various Locations
Current Project Stage:	N/A	Council District:	Multiple
Start/End Date:	N/A	Neighborhood District:	Multiple
Total Project Cost:	N/A	Urban Village:	Multiple

This project represents system-wide Information Technology (IT) Infrastructure improvements for The Seattle Public Library, including enterprise equipment upgrades and integrated library system (ILS) replacement.

Resources	LTD Actuals	2021 Revised	2022	2023	2024	2025	2026	2027	Total
2019 Library Levy Funding	-	2,000	6,382	2,418	1,230	-	948	-	12,978
Total:	-	2,000	6,382	2,418	1,230	-	948	-	12,978

Fund Appropriations / Allocations¹	LTD Actuals	2021 Revised	2022	2023	2024	2025	2026	2027	Total
2019 Library Levy Fund	-	2,000	6,382	2,418	1,230	-	948	-	12,978
Total:	-	2,000	6,382	2,418	1,230	-	948	-	12,978

O&M Impacts: NA

¹Funds are appropriated through the Adopted Budget at the Budget Summary Level. All Amounts shown above are in thousands of dollars

Library Major Maintenance

Project No:	MC-PL-B3011	BSL Code:	BC-PL-B3000
Project Type:	Ongoing	BSL Name:	Capital Improvements
Project Category:	Rehabilitation or Restoration	Location:	Various
Current Project Stage:	N/A	Council District:	Multiple
Start/End Date:	N/A	Neighborhood District:	Multiple
Total Project Cost:	N/A	Urban Village:	Multiple

This ongoing project provides for major maintenance to Library facilities, which include the 363,000 square foot Central Library and 26 branch libraries as well as storage/shops facilities. Typical improvements may include, but are not limited to, structural and mechanical repairs or improvements, safety and security upgrades, lighting and signage improvements, wall and floor surface repairs, landscape and exterior hard surface repairs, and projects that enhance service delivery or facilitate operational cost-savings at our libraries. This project preserves building integrity and improves functionality, and provides responsible management of the Library's building assets to ensure their long-term operational use. The project was created in 2009 in connection with midyear budget reductions to facilitate efficient asset management.

Resources	LTD Actuals	2021 Revised	2022	2023	2024	2025	2026	2027	Total
2019 Library Levy Funding	1,094	10,410	1,833	5,941	4,629	7,989	6,034	-	37,930
General Fund	3,295	(1,700)	-	-	-	-	-	-	1,595
Real Estate Excise Tax I	6,891	1,616	1,287	598	401	418	637	685	12,534
Seattle Voter-Approved Levy	4,835	2,759	-	-	-	-	-	-	7,594
Seattle Voter-Approved Levy	13,952	500	-	-	-	-	-	-	14,452
Use of Fund Balance	-	1,700	-	-	-	-	-	-	1,700
Total:	30,067	15,285	3,120	6,539	5,030	8,407	6,671	685	75,804
Fund Appropriations / Allocations¹	LTD Actuals	2021 Revised	2022	2023	2024	2025	2026	2027	Total
2012 Library Levy Fund	18,787	2,793	-	-	-	-	-	-	21,580
2019 Library Levy Fund	1,094	10,876	1,833	5,941	4,629	7,989	6,034	-	38,396
General Fund	440	-	-	-	-	-	-	-	440
Library Fund	2,855	-	-	-	-	-	-	-	2,855
REET I Capital Fund	6,891	1,616	1,287	598	401	418	637	685	12,534
Total:	30,067	15,285	3,120	6,539	5,030	8,407	6,671	685	75,804

O&M Impacts:

¹Funds are appropriated through the Adopted Budget at the Budget Summary Level. All Amounts shown above are in thousands of dollars

Major Capital Equipment

Project No:	MC-PL-B3200	BSL Code:	BC-PL-B3000
Project Type:	Ongoing	BSL Name:	Capital Improvements
Project Category:		Location:	
Current Project Stage:	N/A	Council District:	Multiple
Start/End Date:	N/A	Neighborhood District:	
Total Project Cost:	N/A	Urban Village:	

This project represents system-wide major depreciable equipment purchases for The Seattle Public Library, such as the Library's Automated Materials Handling System (AMHS).

Resources	LTD Actuals	2021 Revised	2022	2023	2024	2025	2026	2027	Total
2019 Library Levy Funding	-	34	-	-	-	-	-	-	34
General Fund	-	1,700	-	-	-	-	-	-	1,700
Seattle Voter-Approved Levy	-	466	-	-	-	-	-	-	466
Total:	-	2,200	-	-	-	-	-	-	2,200

Fund Appropriations / Allocations ¹	LTD Actuals	2021 Revised	2022	2023	2024	2025	2026	2027	Total
2012 Library Levy Fund	-	466	-	-	-	-	-	-	466
2019 Library Levy Fund	-	34	-	-	-	-	-	-	34
Library Fund	-	1,700	-	-	-	-	-	-	1,700
Total:	-	2,200	-	-	-	-	-	-	2,200

O&M Impacts: N/A

¹Funds are appropriated through the Adopted Budget at the Budget Summary Level. All Amounts shown above are in thousands of dollars

Seattle Department of Transportation

Overview

The Seattle Department of Transportation (SDOT) is responsible for building and maintaining a safe, reliable, efficient, and socially equitable transportation network. In addition, SDOT maintains and improves critical transportation infrastructure of regional, statewide, and national significance in cooperation with external partners. Achieving transportation excellence helps support businesses, improves access to services and opportunity, enhances quality of life, and builds a more sustainable community. This is accomplished by:

- preserving existing transportation infrastructure and using it to its fullest capabilities;
- moving people and goods efficiently and safely, using technology wherever possible to overcome transportation challenges;
- making transit, bicycling, and walking convenient and attractive and reducing reliance on the automobile;
- shaping future transportation improvements that reflect Seattle's role and connections to the region;
- building community trust through engagement and accountability;
- working to eliminate racial disparities and advance equity goals;
- incorporating environmental excellence and climate protection into every decision, project, and program;
- promoting the livability of our neighborhoods and communities;
- guiding investments that contribute to the economic vitality of neighborhood businesses and industries in Seattle and the surrounding region; and
- managing resources wisely with performance measures.

The replacement value of the City's transportation infrastructure is estimated to be approximately \$28.6 billion. Major system assets include:

- 1,548 lane-miles of arterial streets;
- 2,396 lane-miles of non-arterial streets;
- 124 bridges;
- 497 stairways;
- 581 retaining walls;
- 2.2 miles of seawalls;
- 1,118 signalized intersections;
- 47 miles of multi-purpose trails;
- 2,293 miles of improved sidewalks and median pathways;
- 142 miles of on-street bicycle facilities;
- 38,000 street trees;
- 1,512 pay stations;
- 31,823 curb ramps; and
- more than 194,000 signs.

Seattle continues to experience population growth and increasing density. The 2022 Proposed Budget and the 2022-2027 Proposed Capital Improvement Program (CIP) emphasize transportation safety, efficient mobility of goods, and reliable, socially equitable mobility for people of all ages and abilities.

Transit projects are at the forefront of sustainable transportation solutions. SDOT has numerous projects underway, including: a new pedestrian bridge to facilitate walking, rolling, and biking to the new Northgate Light Rail Station. The RapidRide along Roosevelt Way will enhance bus speed, reliability, transit stations, paving, add protected bike lanes, and improve accessibility. Madison Street Bus Rapid Transit line will connect people to hospitals, schools and universities, and businesses as well as to dozens of bus routes, the First Hill Streetcar, and ferry service at the Colman Dock Ferry Terminal. In addition, planning continues on the Sound Transit Light Rail alignment between West Seattle, Downtown, the Seattle Center, Interbay, and Ballard.

Freight movement improved with the new South Lander Street Grade Separation, and will continue with a rebuilt Alaskan Way, and citywide spot improvements. Additional bridge investments include: repairing the West Seattle Bridge; replacing mechanical or electrical components for three movable bridges (University Bridge, Ballard Bridge, and Spokane Swing Bridge); supporting rehabilitation work on the 4th Avenue South bridge; and studying improvements needed for 10 additional bridges. SDOT continues to invest in pedestrian and bicycle infrastructure to increase safety for pedestrians, people biking, and people driving, through new protected bike lanes, new sidewalks, and improved street crossings.

In November 2018, SDOT published the Move Seattle Levy Workplan, which documented deliverable commitments, delivery plans, schedule assumptions, risk considerations, and spending plans for all 30 Levy subprograms. Due to COVID-19, SDOT experienced local revenue declines throughout 2020. The decrease in local revenue required SDOT to pause projects mid-year, do an assessment at the end of 2020, and to write and publish a report in early 2021 detailing the impacts on individual programs in the Levy to Move Seattle portfolio. The report provided a list of priority projects to be restored should local revenue resources recover or new revenues become available. The 2022-2027 Proposed CIP incorporates both the Workplan and COVID-19 Assessment strategies, and applies updated schedule, risk, and spending assumptions for new developments that have occurred since November 2018.

The 2022-2027 Proposed CIP includes a major change in budgeting of SDOT's capital projects, aligning the capital budget with the department's spending plan for capital projects. This results in much tighter coordination between the budget and anticipated spending. The main benefit of the new approach is an anticipated reduction in the amount of annual underspend and corresponding carryforward of capital budget appropriations. Right sizing the capital budget to what the department expects to spend presents a better alignment between the funding stream and our anticipated project delivery.

This change involves two interconnected actions. SDOT has identified \$73.6 million current year (2021) resources on ongoing projects that will not be used prior to year-end. The budget authority to spend these resources will be abandoned before the end of 2021 and will become part of the available project funding for the proposed 2022-2027 CIP. While this change does not free up resources for emerging budget needs, it does provide greater transparency and accountability in the SDOT proposed CIP. Other City departments, including Seattle Public Utilities and Seattle City Light, have implemented similar capital budgeting practices.

Grants and partnerships are an exception to this approach. Those funding sources will still represent the full amount of our awards or agreements and will automatically carryforward as they do currently.

The 2022 Proposed Budget and the 2022-2027 Proposed CIP outline investments in critical transportation infrastructure needs and include planned spending of \$1.6 billion during the six-year planning period. Key work includes street paving and resurfacing; building new sidewalks and curb ramps; school safety improvements; implementation of the Bike, Pedestrian, Freight, and Transit Master

Seattle Department of Transportation

Plans; investments to facilitate freight mobility; traffic cameras and signals; bridge projects such as bridge replacement, maintenance, and seismic retrofitting; and support for the Waterfront Program. For details, please see the associated explanations below.

Street Paving and Resurfacing: The proposed CIP includes funding for the following projects:

- \$5.3 million in 2022 for Arterial Major Maintenance;
- \$10.0 million in 2022 for Arterial Asphalt & Concrete Program Phase II; and
- \$1.8 million in 2022 for Non-Arterial Street Resurfacing and Restoration.

In 2022, the Arterial Asphalt & Concrete Program Phase II (AAC) does not have any new projects scheduled to start construction. The AAC program will continue construction on 15th Ave S (from S Angeline St to S Spokane St, S Spokane St from S Columbian Way to 18th Ave S, and S Columbian Way from 15th Ave S to the I-5 West Seattle Bridge Ramps) and Delridge Multimodal Corridor. The program will reach completion on 5.8 lane miles of paving in 2022 but could be completed as early as late 2021 if we have warm dry weather this Fall.

Several AAC projects will be in close out in 2022 including 15th Ave. NE, N 40th St., N 50th St., Greenlake Loop, and N 80th St. Design work will start or will continue in 2022 on the following projects 11th/12th Ave. NE, 15th Ave. NW/Ballard Bridge Deck, and Denny Way.

In addition to major contract paving, SDOT crews have planned to undertake 4 to 6 lane-miles of paving on Arterial Major Maintenance (AMM) and another 2 to 3 lane-miles on Non-Arterial Street Resurfacing and Restoration (NASRR).

Pedestrian Master Plan Investments: The 2022-2027 Proposed CIP includes five projects that are solely dedicated to advancing the recommendations of the Pedestrian Master Plan (PMP).

- The Pedestrian Master Plan Crossing Improvements project funds pedestrian crossing improvements, primarily focused on crossings near transit stops and on walking routes to school. The proposed CIP includes \$5.8 million for this project in 2022.
- The Pedestrian Master Plan New Sidewalks project includes \$5.4 million in 2022 to design and construct new sidewalks. Of the total, \$3.1 million funding is provided by the School Safety Traffic and Pedestrian Improvement Fund (SSTPIF), which collects ticket revenue from fixed automated cameras located near school zones. This fund was created for school safety infrastructure improvements, school zone camera installation and operation, school zone warning beacon maintenance, school safety program administration, and bicycle and pedestrian safety education. These SSTPIF monies will be used to construct sidewalks within Seattle Public Schools walk zones. The remaining funding (Move Seattle Levy and Real Estate Excise Tax revenue) focuses on connections to frequent transit stops.
- The Pedestrian Master Plan School Safety project includes \$2.7 million in 2022 for pedestrian improvements in school zones. The project is mainly funded by the SSTPIF. These capital improvements may include school zone signing, crosswalk maintenance, curb bulb and curb ramp replacement and maintenance, sidewalk maintenance, and changes to traffic circulation around schools.

Seattle Department of Transportation

- The Pedestrian Master Plan–Stairway Rehabilitation program totals \$1.5 million from various local funding sources. Stairways provide pedestrian connections to streets throughout Seattle’s hilly neighborhoods. The program rebuilds and rehabilitates stairways to the latest standards, adding proper width, step height, grip rail, landings, and other features required by the Americans with Disabilities Act.
- The SDOT ADA Program includes almost \$13.8 million of local funding to deliver ADA compliant curb ramps and accessible pedestrian signals. This funding supports the City in meeting the annual ADA curb ramp requirement of 1,250 ramps per year. Of the 2022 funding, \$2.2 million is funded by SSTPIF and will support the installation of curb ramps near Seattle Public Schools.

The table below shows a summary of the Pedestrian Master Plan investments:

Pedestrian Master Plan Projects	2022
PMP - Crossing Improvements	\$5,802,448
PMP - New Sidewalks	\$5,435,025
PMP - School Safety	\$2,746,020
PMP - Stairway Rehabilitation	\$1,493,638
SDOT ADA Program	\$13,767,773
Total	\$29,244,904

Bicycle Master Plan Investments: The Bicycle Master Plan includes three projects specifically focused on advancing the Bike Master Plan recommendations and supporting the Bicycle Master Plan goals of safety, connectivity, ridership, equity, and livability.

- The Bike Master Plan Greenways project includes \$3.4 million in 2022 for Neighborhood Greenways to create safer, calmer residential streets by making people walking and biking the priority. Neighborhood Greenways can include speed humps, crosswalks, flashing beacons, signs and pavement markings, and speed limit signs.
- The Bike Master Plan Protected Bike Lanes project includes \$9.2 million in 2022 to provide a space used for bicycles separated from motor vehicles, parking lanes, and sidewalks. Improvements include installing bike lanes separated from general traffic with paint or barriers, bicycle route signing, bike/pedestrian signals, and restructuring trails.
- Bike Master Plan Urban Trails and Bikeways project supports the City’s Urban Trails and Bikeways. Activities include spot improvements, bike parking, and programs that promote safety and encourage riding. The proposed CIP includes \$1.0 million for this project in 2022.

The table below shows a summary of the Bicycle Master Plan investments:

Bike Master Plan Projects	2022
BMP - Greenways	\$3,412,000
BMP - Protected Bike Lanes	\$9,187,773

Seattle Department of Transportation

BMP - Urban Trails and Bikeways	\$1,000,999
Total	\$13,600,772

In addition to the projects solely dedicated to delivering the Pedestrian and Bicycle Master Plans, there are many SDOT capital projects that indirectly contribute improvements that advance the plans. The table below shows projects that support both the Bike and Pedestrian Master Plans; note that dollars shown are for 2022 estimated costs and not the entire capital projects.

Projects that Support the Bike & Pedestrian Master Plan	2022
23rd Avenue Corridor Improvements	\$3,289,552
Burke-Gilman Trail Extension	\$2,028,694
Delridge Way SW - RapidRide H Line	\$10,586,793
Georgetown to South Park Trail	\$4,289,131
Heavy Haul Network Program - East Marginal Way	\$2,250,000
Highland Park Intersection Improvements	\$2,478,868
Madison BRT - RapidRide G Line	\$15,522,888
NE 43rd Street Improvements	\$9,619
Neighborhood Large Projects	\$887,296
Neighborhood Parks Street Fund - Your Voice, Your Choice	\$1,001,357
North of Downtown Mobility Action Plan	\$1,026,489
Northgate Bridge and Cycle Track	\$6,064,032
Overlook Walk and East-West Connections Project	\$75,592,001
RapidRide Roosevelt	\$21,132,734
Route 40 Transit-Plus Multimodal Corridor	\$8,132,998
Route 44 Transit-Plus Multimodal Corridor	\$3,700,480
Route 7 Transit-Plus Multimodal Corridor Project	\$1,885,564
Sidewalk Safety Repair	\$5,015,939
SPU Drainage Partnership - Broadview Pedestrian Improvements	\$1,873,597
Thomas Street Redesign	\$3,849,649
Transit Corridor Improvements	\$3,270,731
Vision Zero	\$6,242,559
West Marginal Way Safe Street and Accessibility Improvements	\$1,650,000
Total	\$181,780,971

Transit Projects:

The 2022 Proposed CIP contains 15 transit projects, including seven Transit-Plus Multimodal Corridor projects as part of the Move Seattle Levy program. These projects include redesigning major streets with more frequent and reliable buses; and upgrading paving, signals, and other improvements to improve connectivity and safety for all travelers, whether walking, biking, driving, or taking transit.

Seattle Department of Transportation

The Transit-Plus Multimodal Corridor projects include (in order of scheduled delivery): Delridge Way SW – RapidRide H Line, Madison BRT – RapidRide G Line, Route 7 Transit-Plus Multimodal Corridor (Rainier), Route 44 Transit-Plus Multimodal Corridor (Market/45th), RapidRide Roosevelt, and Route 40 Transit-Plus Multimodal Corridor (Fremont/Northgate). These projects rely on a variety of Levy, local, and grant funding. The seventh project, Route 48 Transit-Plus Multimodal Corridor, was added in the 2021 CIP. In addition to the large capital Transit-Plus Multimodal Corridor projects, the CIP contains budget for transit spot improvements throughout Seattle. These spot improvements focus on operational efficiencies (which help reduce travel time and therefore operational costs), safety, and access enhancements (which improve the rider experience while enhancing safe conditions for riders of all abilities). Investments include installing queue jumps, bus-only lanes, in-lane stops/bus bulbs, and bus stop and station access amenities. SDOT also provides support for Sound Transit projects through public engagement, design review, permitting and construction support for transit stations. As well as constructing pedestrian and bicycle enhancements and implementing Restricted Parking Zones adjacent to new stations.

The 2022 CIP budget also proposes to restart the Center City Connector (C3) project to capture unique timing and opportunities. The C3 project was put on hold in 2018 while an independent review and engineering analysis was performed. The project was subsequently restarted in 2019 with the understanding that additional scope elements to accommodate a larger and heavier vehicle specification would be needed. In March 2020 the C3 project was put on hold again as part of the Citywide effort to respond to financial shortfalls resulting from COVID-19 and SDOT did not advance work on the project.

With improved revenue recovery, the 2022 Proposed Budget provides \$2.4 million of Transportation Network Company (TNC) tax revenues for updating the C3 project development plan and conducting the analysis necessary to support collaboration between the City and Sound Transit for the planning of the West Seattle to Ballard Link Extension (WSLBE) Project.

The table below shows a summary of transit related investments:

Transit Projects	2022
23rd Avenue Corridor Improvements	\$3,289,552
Center City Streetcar Connector	\$2,400,000
Delridge Way SW - RapidRide H Line	\$10,586,793
Lynnwood Link Extension	\$69,928
Madison BRT - RapidRide G Line	\$15,522,888
RapidRide C & D Line Improvements	\$6,000,000
RapidRide Roosevelt	\$21,132,734
Route 40 Transit-Plus Multimodal Corridor	\$8,132,998
Route 44 Transit-Plus Multimodal Corridor	\$3,700,480
Route 48 Transit-Plus Multimodal Corridor	\$645,000
Route 7 Transit-Plus Multimodal Corridor Project	\$1,885,564
Seattle Transportation Benefit District - Transit Improvements	\$1,000,000
Sound Transit - East Link	\$70,054
Sound Transit 3	\$2,151,083
Transit Corridor Improvements	\$3,270,731

Total	\$79,857,803
-------	--------------

Freight Projects:

The Heavy Haul Network Program—East Marginal Way project is currently segmented into at least two phases to maximize grant utilization and deliver safety improvements as quickly as possible. The first phase (through 2023) will create separation between freight and bicycle traffic and make signal improvements aimed at increasing safety for people using both modes. Both 100% design for Phase 2 and the Central Segment are occurring concurrently with design of Phase 1 due to a \$4 million Federal Highway Administration grant. Phase 2 reconstructs the North Segment of the street to heavy haul pavement standards supporting freight traffic, while the future Central Segment makes a non-motorized connection south to S Alaska St. The project is not fully funded and SDOT continues to pursue additional funding options, including federal grants, contributions from the Port of Seattle, and potential reallocation of project savings from completed Move Seattle Levy projects. Scope adjustments are also under consideration.

The 2022-2027 Proposed CIP also includes \$5.1 million of Move Seattle Levy funds (\$1.6 million in 2022) for the Freight Spot Improvement project. These smaller-scale vital freight spot improvements include pavement repairs in industrial areas, turning radius adjustments, and other sign and operational improvements to facilitate movement of freight throughout the city. Funding allocation varies year to year based on planned projects.

The table below shows a summary of the Freight Master Plan investments, including all funds supporting these projects:

Freight Master Plan Projects	2022
Freight Spot Improvement Program	\$1,634,438
Heavy Haul Network Program - East Marginal Way	\$2,250,000
Total	\$3,884,438

Bridge & Structures Projects:

The City owns 124 bridges and maintaining all of them in appropriate condition is a major challenge. The Bridge Rehabilitation program in the 2022-2027 Proposed CIP explores the feasible rehabilitation and replacement options for the long-term future of 10 bridges, including: the Ballard, Magnolia, and Thornton Creek bridges, rehabilitation of the 39th/Pine Pedestrian Bridge and 90% Design for the 33rd Ave/RR Pedestrian Bridge. There is also funding set aside for the improvement of pedestrian and bicycle safety on or near City-owned bridges. The Move Seattle Levy also provides funding for the next phase in the Bridge Seismic program. Eleven bridges are being evaluated as part of the current bridge seismic retrofit program; these bridges are located throughout the city. The Proposed CIP also includes an average of \$4.3 million annually for the Bridge Painting program, which is a critical asset preservation project for the City's 20 structural steel bridges.

Another investment in the 2022-2027 Proposed CIP relates to bridge load rating, which is a procedure to evaluate the adequacy of various structural components to carry predetermined live loads (vehicular weights). The standards were revised by the Federal Highway Administration in November 2013 and

require SDOT to re-evaluate the load ratings for 69 bridges by 2022 for two new vehicle types. The new vehicle types are: 1) two configurations of emergency vehicles (Type EV2 and Type EV3), which are used primarily by fire departments and are equipped for firefighting; and 2) Special Haul Vehicles (SHV), which are trucks that have multi-axle configuration. The proposed CIP includes \$1,088,000 funding in 2022 to complete this mandate.

Lastly, the proposed CIP provides funding to continue the stream mitigation work for the Northgate Bridge and Multi-Use Path project. The Northgate Bridge project is a cornerstone of the Move Seattle Levy; it provides a new accessible, all ages and abilities pedestrian and bike bridge over Interstate 5 (I-5) in Northgate. The spans over I-5 are in place and the bridge is set to open in Fall 2021. The Northgate Bridge project also requires stream mitigation work (to be completed by 2024). The Willow Creek Stream Mitigation project will serve as off-site fish passage restoration and the mitigation project site at NE 100th would provide better access to suitable quality habitat.

In addition to bridges, SDOT also maintains more than 600 retaining walls throughout Seattle. The 2022-2027 Proposed CIP includes \$2 million funding to reach 100% design on a new Northlake Retaining Wall. This critical structure is a 452-foot-long lake front timber structure that was constructed in 1951 and is located along the north shoreline of Lake Union adjacent to North Northlake Way. The wall currently shows signs of advanced deterioration, overstress, and some sections of structural failure. The current calculated capacity/demand ratio is 0.1 where 1.0 represents stability. This presents a significant risk to public safety given the right-of-way supported by the wall, the private structures directly offshore and adjacent to the wall, and the close proximity (immediately adjacent and up to 50 feet onshore) of overhead power lines and subsurface gas, sewer, drainage, and water utility infrastructure. This project is part of a pilot project where funding will be appropriated by stage, with a milestone-based review from City Council.

Seattle Waterfront Capital Projects: There are four major capital projects in the SDOT budget related to the downtown waterfront. These projects were created in response to the 2001 Nisqually Earthquake that damaged the WSDOT SR 99 Viaduct on the Seattle Waterfront and made the structure vulnerable to failure in a future seismic event. Subsequent analysis of the viaduct showed the Elliott Bay Seawall timbers were deteriorating and could similarly fail during a seismic event. A decision to replace the viaduct with a tunnel for SR 99 was subsequently made by WSDOT, and Seattle voters approved funding to replace the Elliott Bay Seawall. Since both projects would dramatically affect the waterfront, in 2012, the City Council adopted the Waterfront Concept Design, Framework Plan and Strategic plan to guide restoration of a surface street along the waterfront and a number of public improvements aimed at both improving transportation and creating new public spaces for residents and visitors to enjoy.

The Elliott Bay Seawall Project (MC-TR-C014) was completed in 2017. The Alaskan Way Viaduct Replacement Project (MC-TR-C066) includes SDOT's costs related to design review, permitting issuance and administration, and construction support and acceptance of WSDOT funded projects. The WSDOT-funded improvements include the SR-99 Bored Tunnel (which opened to traffic in February 2019), demolition of the Viaduct structure, improvements to reconnect the street grid at the north and south tunnel portals, and the Battery Street Tunnel Decommissioning. Work remains to finish the decommissioning of the Battery Street Tunnel and reconnect the street grid.

The Alaskan Way Main Corridor (MC-TR-C072) and the Overlook Walk and East-West Connection projects (MC-TR-C073) are led by the Office of the Waterfront and Civic Projects. The Alaskan Way Main Corridor project began work in 2019, following Viaduct demolition by WSDOT, and includes the design

and construction of the Alaskan Way/Elliott Way surface street, the adjoining pedestrian promenade along the waterfront and several east-west connections that are primarily funded by WSDOT. Substantial completion is slated for early 2024.

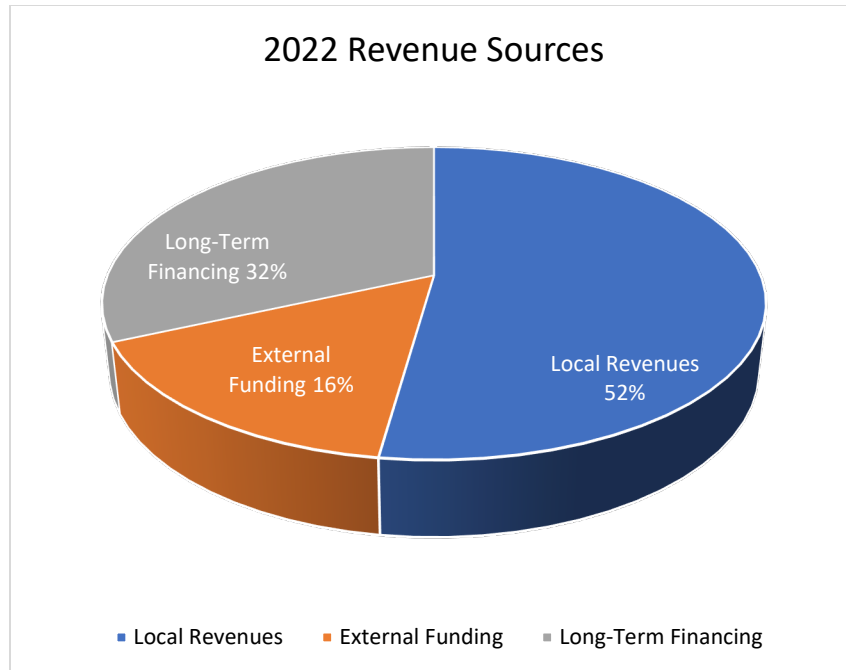
The Overlook Walk and East-West Connections projects include the Overlook Walk that provides pedestrian connections between the waterfront and the Aquarium and Pike Place Market. Construction of the East-West Connection projects began in 2021 with the start of the Union Street Pedestrian Bridge project. The Overlook Walk will begin construction in 2022, with substantial completion in 2024.

CIP Revenue Sources

Multiple funding sources support the Transportation CIP, including:

- Move Seattle Levy;
- Gas Tax;
- Multimodal funds;
- Real Estate Excise Tax;
- Commercial Parking Tax;
- Vehicle License Fees;
- Long-term financing (general obligation bonds);
- Public Works Trust Fund Loans;
- Street vacation revenues;
- School Zone Safety and red light camera revenues ;
- Street use fees;
- Property sale proceeds;
- Federal and state grants; and
- Funds from various funding partners, such as Sound Transit, the Port of Seattle and the Washington State Department of Transportation.

In 2022 the SDOT proposed CIP budget is \$422.3 million from the following sources:



Local Revenues

Local funding sources for the Transportation CIP include Move Seattle Levy proceeds, Gas Tax, Multimodal funds, Cumulative Reserve Real Estate Excise Tax (REET) I & II, Commercial Parking Tax, Vehicle License Fees, and School Safety Traffic and Pedestrian Improvement funds. These revenues are for programs that improve or maintain the City's transportation system or to provide local matching funds to SDOT's funding partners on large capital projects.

Thematic Priorities

SDOT's vision for Seattle is a thriving, equitable community powered by dependable transportation. The organization's mission is to deliver a transportation system that provides safe and affordable access to places and opportunities. To accomplish this, SDOT prioritizes services and capital projects based on the core principles in the City's 10-Year Strategic Vision for Transportation - Move Seattle. The goal of the strategic vision is to organize actions around SDOT's core values:

- 1. Equity** – We believe transportation must meet the needs of communities of color and those of all incomes, abilities, and ages. Our goal is to partner with our communities to build a racially equitable and socially just transportation system.
- 2. Safety** – We believe everyone should be able to move safely throughout the City. Our goal is to create safe transportation environments and eliminate serious and fatal crashes in Seattle.
- 3. Mobility** – We believe transportation choices are critical to access opportunity. Our goal is to build, operate, and maintain an accessible transportation system that reliably connects people, places, and goods.

Seattle Department of Transportation

4. **Sustainability** – We believe environmental health should be improved for future generations through sustainable transportation. Our goal is to address the climate crisis through a sustainable, resilient transportation system.
5. **Livability** – We believe transportation is essential to support daily life. Our goal is to manage our streets and sidewalks to enrich public life and improve community health.
6. **Excellence** – We believe in exceeding the expectations of the communities we serve. Our goal is to build an SDOT team committed to excellence and equipped with skills to meet the challenges of today and tomorrow.

Transportation projects are initiated through a number of methods including planning processes (modal, subarea, neighborhood planning), preservation, operations and safety needs assessment, regulatory requirements, elected official direction and, in some instances, from neighborhood input such as the Neighborhood Street Fund (Your Voice, Your Choice) program.

Community members have significant input in the development of all SDOT plans through public engagement processes. Seattle's Pedestrian, Bicycle, Transit and Freight Advisory Boards are also consulted regularly to provide input on project/program needs. Since 2016, the Move Seattle Levy Oversight Committee has reviewed SDOT's program and project priorities and financial plans, and made recommendations to the Department, the Mayor, and City Council on the allocation of resources. Representatives from SDOT regularly meet with the Oversight Committee, to provide updates and solicit input on the allocation of resources. Prior to 2016, the Bridging the Gap Oversight Committee performed the same advisory function. Starting in 2022, a Transportation Equity Framework being codeveloped with a Transportation Equity Workgroup will influence decisions and investments as well.

Many factors can affect SDOT's project and funding decisions, including regulatory requirements, state, and federal law (such as the Americans with Disabilities Act), and construction seasons. Opportunities to leverage the City's limited funding with grants or coordinating projects with other agencies can also affect SDOT's decisions on project prioritization and schedule.

In every case, SDOT strives to implement the City's policy goals laid out in Seattle's Comprehensive Plan and individual policy initiatives such as Complete Streets, the Race and Social Justice Initiative, Vision Zero, and the Climate Action Plan. SDOT's 10 Year Strategic Transportation Plan, modal plans, and subarea plans provide an overall framework for implementing these goals.

23rd Avenue Corridor Improvements

Project No:	MC-TR-C037	BSL Code:	BC-TR-19003
Project Type:	Discrete	BSL Name:	Mobility-Capital
Project Category:	Improved Facility	Location:	23rd AVE S/E John ST/Rainier AVE S
Current Project Stage:	Stage 3 - Design	Council District:	Council District 3
Start/End Date:	2013 - 2022	Neighborhood District:	Central
Total Project Cost:	\$62,396	Urban Village:	23rd & Union-Jackson

This multi-phase project will reconstruct sidewalks, enhance the pedestrian environment, reconstruct pavement, upgrade signalized intersections, upgrade controller cabinets to meet transit signal priority (TSP) needs, and accommodate Intelligent Transportation Systems (ITS) upgrades. Activities include the following: install ITS to provide travel time information; install fiber communication as needed along the corridor to relay information back to the Traffic Management Center; and install poles for support of future trolley wires in two gap segments of the trolley network. The project will also include design and construction of a 3-lane cross section (with 4 lanes at isolated intersections) between John Street and Rainier Ave South, as well as a greenway facility on a parallel street to facilitate north-south bicycle travel. Phases 1 and 2 are complete. Phase 3 of the project which completes the improvements between John St. and State Route 520 remains on indefinite hold due to funding constraints. An interim Vision Zero project will construct new traffic signals, parking modifications, new curb ramps, traffic calming, speed reduction, pedestrian safety, and transit stop improvements in the Phase 3 project area.

Resources	LTD Actuals	2021 Revised	2022	2023	2024	2025	2026	2027	Total
City Light Fund Revenues	3,063	9	-	-	-	-	-	-	3,071
Commercial Parking Tax	115	7	-	-	-	-	-	-	122
Federal Grant Funds	4,990	-	-	-	-	-	-	-	4,990
LTGO Bond Proceeds	14,529	15	-	-	-	-	-	-	14,544
Private Funding/Donations	5	-	-	-	-	-	-	-	5
Real Estate Excise Tax II	4,971	(7)	-	-	-	-	-	-	4,964
State Grant Funds	10,813	197	-	-	-	-	-	-	11,010
Transportation Funding Package - Lid Lift	11,730	-	-	-	-	-	-	-	11,730
Transportation Funding Package - Parking Tax	-	-	-	-	-	-	-	-	-
Transportation Move Seattle Levy - Lid Lift	7,731	-	-	-	-	-	-	-	7,731
Use of Fund Balance	(13)	13	-	-	-	-	-	-	-
Vehicle License Fees \$60 & 0.1% Sales Tax	-	1,010	3,290	-	-	-	-	-	4,300
Water Rates	10	-	-	-	-	-	-	-	10
Total:	57,945	1,244	3,290	-	-	-	-	-	62,478

Fund Appropriations / Allocations ¹	LTD Actuals	2021 Revised	2022	2023	2024	2025	2026	2027	Total
2011 Multipurpose LTGO Bond Fund	5,622	-	-	-	-	-	-	-	5,622
2016 Multipurpose LTGO Bond Fund	7,930	15	-	-	-	-	-	-	7,945
2017 Multipurpose LTGO Bond Fund	977	-	-	-	-	-	-	-	977
Bridging The Gap Levy Fund	11,730	-	-	-	-	-	-	-	11,730
Move Seattle Levy Fund	7,574	(47)	-	-	-	-	-	-	7,527
REET II Capital Fund	4,971	(7)	-	-	-	-	-	-	4,964
Transportation Benefit District Fund	-	1,010	3,290	-	-	-	-	-	4,300
Transportation Fund	19,141	272	-	-	-	-	-	-	19,412
Total:	57,945	1,244	3,290	-	-	-	-	-	62,478

O&M Impacts: SDOT has individual project budgets for the maintenance of painted markings, signage, signals, bridges and roadway structures, urban forestry, and sidewalks and pavement; these budgets are constrained by the availability of transportation specific and general funds. The SDOT Asset Management website (<https://www.seattle.gov/transportation/about-sdot/asset-management>) provides unconstrained operational cost forecasting by asset type, typical lifecycle and average maintenance cost ranges.

¹Funds are appropriated through the Adopted Budget at the Budget Summary Level. All Amounts shown above are in thousands of dollars

35th Avenue SW Paving

Project No:	MC-TR-C099	BSL Code:	BC-TR-19001
Project Type:	Discrete	BSL Name:	Major Maintenance/Replacement
Project Category:	Rehabilitation or Restoration	Location:	35th Ave. SW from SW Morgan St to SW Roxbury
Current Project Stage:	Stage 1 - Pre-Project Development	Council District:	Council District 1
Start/End Date:	2023 - 2025	Neighborhood District:	Delridge
Total Project Cost:	\$35,000	Urban Village:	West Seattle Junction

This project will resurface and reconstruct 35th Ave. SW from SW Morgan St. to SW Roxbury St.

Unsecured Funding:	LTD Actuals	2021 Revised	2022	2023	2024	2025	2026	2027	Total
To Be Determined	-	-	-	35,000	-	-	-	-	35,000
Total:	-	-	-	35,000	-	-	-	-	35,000

Unsecured Funding Strategy: Funding for this project was not included as part of the Levy to Move Seattle paving commitments; the project is also not likely to rank highly for grant funding. Funding for this project may depend upon identification of new/incremental revenue sources.

O&M Impacts: This is a capital maintenance project that reduces the need for O&M by bringing assets to a new or like new condition.

¹Funds are appropriated through the Adopted Budget at the Budget Summary Level. All Amounts shown above are in thousands of dollars

3rd Avenue Corridor Improvements

Project No:	MC-TR-C034	BSL Code:	BC-TR-19003
Project Type:	Ongoing	BSL Name:	Mobility-Capital
Project Category:	Improved Facility	Location:	3rd AVE
Current Project Stage:	N/A	Council District:	Council District 7
Start/End Date:	N/A	Neighborhood District:	Downtown
Total Project Cost:	N/A	Urban Village:	Downtown

This project makes multimodal improvements for the Third Avenue transit corridor in downtown Seattle, specifically focused on bus stop, streetscape, and transit streetpriority improvements, e.g. installation of Third Avenue and Denny Way transit only signal, on Third Avenue between S. Jackson Street and Denny Way.

Resources	LTD Actuals	2021 Revised	2022	2023	2024	2025	2026	2027	Total
Commercial Parking Tax	2,150	155	-	-	-	-	-	-	2,305
Developer Mitigation	1	76	-	-	-	-	-	-	77
Federal Grant Funds	4,078	5,298	-	-	-	-	-	-	9,376
King County Funds	730	678	-	-	-	-	-	-	1,408
Private Funding/Donations	1	-	-	-	-	-	-	-	1
Real Estate Excise Tax I	(25)	38	-	-	-	-	-	-	12
Real Estate Excise Tax II	658	50	-	-	-	-	-	-	708
Sound Transit Funds	292	(292)	-	-	-	-	-	-	-
State Grant Funds	204	-	-	-	-	-	-	-	204
Transportation Funding Package - Lid Lift	622	-	-	-	-	-	-	-	622
Transportation Move Seattle Levy - Lid Lift	(155)	155	-	-	-	-	-	-	-
Total:	8,555	6,159	-	-	-	-	-	-	14,713
Fund Appropriations / Allocations ¹	LTD Actuals	2021 Revised	2022	2023	2024	2025	2026	2027	Total
Bridging The Gap Levy Fund	622	-	-	-	-	-	-	-	622
Move Seattle Levy Fund	(131)	131	-	-	-	-	-	-	-
REET I Capital Fund	(38)	38	-	-	-	-	-	-	-
REET II Capital Fund	658	50	-	-	-	-	-	-	708
Transportation Fund	7,443	5,940	-	-	-	-	-	-	13,383
Total:	8,555	6,159	-	-	-	-	-	-	14,713

O&M Impacts: SDOT has individual project budgets for the maintenance of painted markings, signage, signals, bridges and roadway structures, urban forestry, and sidewalks and pavement; these budgets are constrained by the availability of transportation specific and general funds. The SDOT Asset Management website (<https://www.seattle.gov/transportation/about-sdot/asset-management>) provides unconstrained operational cost forecasting by asset type, typical lifecycle and average maintenance cost ranges.

¹Funds are appropriated through the Adopted Budget at the Budget Summary Level. All Amounts shown above are in thousands of dollars

Accela Permitting System

Project No:	MC-TR-C001	BSL Code:	BC-TR-19001
Project Type:	Ongoing	BSL Name:	Major Maintenance/Replacement
Project Category:	Rehabilitation or Restoration	Location:	Multiple
Current Project Stage:	N/A	Council District:	Multiple
Start/End Date:	N/A	Neighborhood District:	Not in a Neighborhood District
Total Project Cost:	N/A	Urban Village:	Not in an Urban Village

This project will migrate SDOT permitting operations from the Hansen 7 system to the new Citywide Accela permitting platform. The vision for Accela is to create a fully integrated permitting system that provides an online, all in one place experience for Seattle customers and staff. Once the initial migration is complete, this project will provide ongoing funding for routine system improvements as well as periodic major upgrades needed to stay current with changing technology.

Resources	LTD Actuals	2021 Revised	2022	2023	2024	2025	2026	2027	Total
Street Use Fees	-	(4,251)	-	-	-	-	-	-	(4,251)
Street Vacations - SVF	-	400	-	-	-	-	-	-	400
User Fees	15,186	7,291	3,560	1,691	1,000	1,000	-	-	29,728
Total:	15,186	3,440	3,560	1,691	1,000	1,000	-	-	25,877
Fund Appropriations / Allocations¹	LTD Actuals	2021 Revised	2022	2023	2024	2025	2026	2027	Total
Transportation Fund	15,186	3,440	3,560	1,691	1,000	1,000	-	-	25,877
Total:	15,186	3,440	3,560	1,691	1,000	1,000	-	-	25,877

O&M Impacts: Maintenance for the permitting system is paid for via a central cost allocation from Seattle IT and then recovered against SDOT projects through overhead allocations. The \$1M annual budget after 2021 represents a sinking fund for eventual system replacement.

Accessible Mt. Baker Implementation

Project No:	MC-TR-C002	BSL Code:	BC-TR-19003
Project Type:	Discrete	BSL Name:	Mobility-Capital
Project Category:	Improved Facility	Location:	Various
Current Project Stage:	Stage 2 - Initiation, Project Definition, & Planning	Council District:	Council District 3
Start/End Date:	2017 - 2023	Neighborhood District:	East District
Total Project Cost:	\$2,900	Urban Village:	Madison-Miller

The project will transform the Mt. Baker station area into a safer and comfortable place for people to walk, bike, and make transit connections; and for the Mt. Baker Town Center to take root and flourish. In addition to prioritizing walking and biking, the project will maintain transit and freight reliability and create more predictable conditions for people driving.

Resources	LTD Actuals	2021 Revised	2022	2023	2024	2025	2026	2027	Total
State Grant Funds	-	-	-	900	-	-	-	-	900
Transportation Move Seattle Levy - Lid Lift	999	1,001	-	-	-	-	-	-	2,000
Total:	999	1,001	-	900	-	-	-	-	2,900
Fund Appropriations / Allocations ¹	LTD Actuals	2021 Revised	2022	2023	2024	2025	2026	2027	Total
Move Seattle Levy Fund	999	1,001	-	-	-	-	-	-	2,000
Transportation Fund	-	-	-	900	-	-	-	-	900
Total:	999	1,001	-	900	-	-	-	-	2,900

O&M Impacts: SDOT has individual project budgets for the maintenance of painted markings, signage, signals, bridges and roadway structures, urban forestry, and sidewalks and pavement; these budgets are constrained by the availability of transportation specific and general funds. The SDOT Asset Management website (<https://www.seattle.gov/transportation/about-sdot/asset-management>) provides unconstrained operational cost forecasting by asset type, typical lifecycle and average maintenance cost ranges.

Alaskan Way Main Corridor

Project No:	MC-TR-C072	BSL Code:	BC-TR-16000
Project Type:	Discrete	BSL Name:	Central Waterfront
Project Category:	New Facility	Location:	Various
Current Project Stage:	Stage 5 - Construction	Council District:	Multiple
Start/End Date:	2013 - 2024	Neighborhood District:	Multiple
Total Project Cost:	\$372,208	Urban Village:	Multiple

This project designs and constructs the rebuilt Alaskan Way/Elliott Way surface streets and the adjoining pedestrian promenade along the Seattle waterfront following the demolition of the Alaskan Way Viaduct. The State of Washington has built a deep bore tunnel to replace the Alaskan Way Viaduct (Viaduct) and has relocated State Route (SR) 99 into the tunnel. The City of Seattle is responsible for the Alaskan Way/Elliott Way surface street and the promenade. The project also includes replacement of and improvements to four key connections impacted by the Viaduct removal, namely Seneca Street, Columbia Street, and the Marion Street and Lenora pedestrian bridges. This project is part of the overall waterfront improvement program. Construction of these improvements began in 2019.

Previous versions of the CIP showed the use of interfund loan resources as part of this project's budget. Following repayment of the interfund loans used, this resource no longer shows as part of the CIP.

Resources	LTD Actuals	2021 Revised	2022	2023	2024	2025	2026	2027	Total
City Light Fund Revenues	16	-	-	-	-	-	-	-	16
Commercial Parking Tax	6,118	-	-	-	-	-	-	-	6,117
Drainage and Wastewater Rates	263	-	-	-	-	-	-	-	263
Interfund Loan	-	432	-	-	-	-	-	-	432
Local Improvement District Funding	4,723	-	13,302	10,575	-	-	-	-	28,600
LTGO Bond Proceeds	55,653	18,780	10,275	713	-	-	-	-	85,422
Miscellaneous Revenues	-	460	-	-	-	-	-	-	460
Partnership - WSDOT	108,660	83,766	6,194	5,990	-	-	-	-	204,611
Private Funding - Utilities	1,111	-	-	-	-	-	-	-	1,111
Private Funding/Donations	1,373	3,326	2,909	3,390	3,144	-	-	-	14,142
Real Estate Excise Tax II	2,167	2,906	3,100	-	-	-	-	-	8,173
Seawall Levy	5,297	-	-	-	-	-	-	-	5,297
State Grant Funds	1,951	202	-	-	-	-	-	-	2,153
Street Use Fees	3,604	1	-	-	-	-	-	-	3,605
Street Vacations - CRSU	1,300	-	-	-	-	-	-	-	1,300
Street Vacations - SVF	1,259	248	-	-	-	-	-	-	1,507
Total:	193,496	110,120	35,780	20,668	3,144	-	-	-	363,208

¹Funds are appropriated through the Adopted Budget at the Budget Summary Level. All Amounts shown above are in thousands of dollars

Fund Appropriations / Allocations¹	LTD Actuals	2021 Revised	2022	2023	2024	2025	2026	2027	Total
2015 Multipurpose LTGO Bond Fund	7,395	-	-	-	-	-	-	-	7,395
2016 Multipurpose LTGO Bond Fund	13,893	-	-	-	-	-	-	-	13,893
2017 Multipurpose LTGO Bond Fund	6,381	44	-	-	-	-	-	-	6,425
2018 LTGO Taxable Bond Fund	128	380	-	-	-	-	-	-	509
2018 Multipurpose LTGO Bond Fund	6,017	100	-	-	-	-	-	-	6,117
2019 Multipurpose LTGO Bond Fund	9,759	711	-	-	-	-	-	-	10,470
2020 Multipurpose LTGO Bond Fund	7,942	6,814	-	-	-	-	-	-	14,756
2021 Multipurpose LTGO Bond Fund	-	10,000	-	-	-	-	-	-	10,000
2021 West Seattle Bridge Repair LTGO Bond Fund	-	730	-	-	-	-	-	-	730
2022 Multipurpose LTGO Bond Fund	-	-	10,275	-	-	-	-	-	10,275
2023 Multipurpose LTGO Bond Fund	-	-	-	713	-	-	-	-	713
Alaskan Way Seawall Const Fund	5,297	-	-	-	-	-	-	-	5,297
Central Waterfront Improvement Fund	12,044	4,324	2,909	3,390	3,144	-	-	-	25,811
REET II Capital Fund	1,877	2,906	3,100	-	-	-	-	-	7,883
Transportation Fund	121,464	84,109	6,194	5,990	-	-	-	-	217,757
Unrestricted Cumulative Reserve Fund	1,300	-	-	-	-	-	-	-	1,300
Waterfront LID #6751	-	-	13,302	10,575	-	-	-	-	23,877
Total:	193,496	110,120	35,780	20,668	3,144	-	-	-	363,208
Unsecured Funding:	LTD Actuals	2021 Revised	2022	2023	2024	2025	2026	2027	Total
To Be Determined	-	-	-	9,000	-	-	-	-	9,000
Total:	-	-	-	9,000	-	-	-	-	9,000

Unsecured Funding Strategy: The demolition of the Alaskan Way Viaduct was delayed from its original timeline. This delayed the Alaskan Way Main Corridor project and increased costs for the Waterfront program. WSDOT and the City worked together last year to make a request of the Legislature for an additional \$9m from the liquidated damages settlement from the Tunnel contractor to cover part of these costs. While the request was not included biennial budget, the City and State are working together to include the funding in the Governor's budget proposal and request the funds in the upcoming legislative session. This \$9 million is being shown in the Proposed 2022-2027 CIP as To Be Determined funding.

O&M Impacts: This project replaces aging infrastructure along the Central Waterfront providing an O&M benefit. It also builds new infrastructure for several City departments. The maintenance of the new public open space and pedestrian promenade will be funded primarily with Metropolitan Park District funds set-aside for this purpose. Transportation infrastructure capital elements are planned to be maintained through the proposed Waterfront Transportation Infrastructure Maintenance project, MC-TR-109.

¹Funds are appropriated through the Adopted Budget at the Budget Summary Level. All Amounts shown above are in thousands of dollars

Alaskan Way Viaduct Replacement

Project No:	MC-TR-C066	BSL Code:	BC-TR-19002
Project Type:	Discrete	BSL Name:	Major Projects
Project Category:	New Facility	Location:	ALASKAN WY VI SB
Current Project Stage:	Stage 6 - Closeout	Council District:	Multiple
Start/End Date:	2001 - 2019	Neighborhood District:	Multiple
Total Project Cost:	\$99,864	Urban Village:	Multiple

This project funds the City's involvement in the replacement of the Alaskan Way Viaduct with the bored tunnel hybrid alternative. Replacement of this structure will enhance overall safety, as this structure is seismically vulnerable. In prior years, this project included design of the Central Seawall and Waterfront Improvements. For transparency purposes, the Seawall and Waterfront work was reflected in three new capital projects, Elliott Bay Seawall Project (MC-TR-C014), Alaskan Way Main Corridor Program (MC-TR-C066), and the Overlook Walk and East-West Connections Program (MC-TR-C073).

Resources	LTD Actuals	2021 Revised	2022	2023	2024	2025	2026	2027	Total
City Light Fund Revenues	-	93	-	-	-	-	-	-	93
Commercial Parking Tax	8,785	217	-	-	-	-	-	-	9,002
Federal Grant Funds	2,861	-	-	-	-	-	-	-	2,861
General Fund	2,951	-	-	-	-	-	-	-	2,951
Interagency Commission on Outdoor Recreation Grants	239	-	-	-	-	-	-	-	239
Interfund Loan	-	585	-	-	-	-	-	-	585
King County Funds	3,127	-	-	-	-	-	-	-	3,127
LTGO Bond Proceeds	43,256	1,232	-	-	-	-	-	-	44,487
Partnership - WSDOT	32,085	4,480	-	-	-	-	-	-	36,565
Seawall Levy	328	-	-	-	-	-	-	-	328
Sound Transit Funds	(450)	457	-	-	-	-	-	-	7
State Gas Taxes - City Street Fund	1,081	-	-	-	-	-	-	-	1,081
Street Use Fees	-	(3,058)	-	-	-	-	-	-	(3,058)
Transportation Funding Package - Parking Tax	-	(217)	-	-	-	-	-	-	(217)
User Fees	11	3,058	-	-	-	-	-	-	3,069
Waterway Use Fee	108	-	-	-	-	-	-	-	108
Total:	94,382	6,847	-	-	-	-	-	-	101,229

¹Funds are appropriated through the Adopted Budget at the Budget Summary Level. All Amounts shown above are in thousands of dollars

Fund Appropriations / Allocations¹	LTD Actuals	2021 Revised	2022	2023	2024	2025	2026	2027	Total
2006 Multipurpose LTGO Bond Fund	5,220	-	-	-	-	-	-	-	5,220
2007 Multipurpose LTGO Bond Fund	2,920	-	-	-	-	-	-	-	2,920
2008 Multipurpose LTGO Bond Fund	481	-	-	-	-	-	-	-	481
2009 Multipurpose LTGO Bond Fund	1,770	-	-	-	-	-	-	-	1,770
2010 Multipurpose LTGO Bond Fund	10,440	-	-	-	-	-	-	-	10,440
2011 Multipurpose LTGO Bond Fund	14,903	-	-	-	-	-	-	-	14,903
2012 Multipurpose LTGO Bond Fund	3,000	-	-	-	-	-	-	-	3,000
2016 Multipurpose LTGO Bond Fund	3,500	-	-	-	-	-	-	-	3,500
2017 Multipurpose LTGO Bond Fund	700	-	-	-	-	-	-	-	700
2018 Multipurpose LTGO Bond Fund	37	-	-	-	-	-	-	-	37
2019 Multipurpose LTGO Bond Fund	285	1,015	-	-	-	-	-	-	1,300
2021 West Seattle Bridge Repair LTGO Bond Fund	-	217	-	-	-	-	-	-	217
Alaskan Way Seawall Const Fund	328	-	-	-	-	-	-	-	328
Central Waterfront Improvement Fund	-	585	-	-	-	-	-	-	585
General Fund	2,951	-	-	-	-	-	-	-	2,951
Transportation Fund	47,847	5,030	-	-	-	-	-	-	52,877
Total:	94,382	6,847	-	-	-	-	-	-	101,229

O&M Impacts: SDOT has individual project budgets for the maintenance of painted markings, signage, signals, bridges and roadway structures, urban forestry, and sidewalks and pavement; these budgets are constrained by the availability of transportation specific and general funds. The SDOT Asset Management website (<https://www.seattle.gov/transportation/about-sdot/asset-management>) provides unconstrained operational cost forecasting by asset type, typical lifecycle and average maintenance cost ranges.

¹Funds are appropriated through the Adopted Budget at the Budget Summary Level. All Amounts shown above are in thousands of dollars

Arterial Asphalt & Concrete Program Phase II

Project No:	MC-TR-C033	BSL Code:	BC-TR-19001
Project Type:	Ongoing	BSL Name:	Major Maintenance/Replacement
Project Category:	Rehabilitation or Restoration	Location:	Citywide
Current Project Stage:	N/A	Council District:	Multiple
Start/End Date:	N/A	Neighborhood District:	Multiple
Total Project Cost:	N/A	Urban Village:	Multiple

The Arterial Asphalt and Concrete Program maintains Seattle's 1,581 lane miles of arterial streets through resurfacing and reconstruction projects. The Department uses a pavement management system to track the condition of arterial street pavement, to develop maintenance needs and establish priorities, and to select the streets to be rehabilitated each year. This project improves the quality and condition of the City's arterials.

Resources	LTD Actuals	2021 Revised	2022	2023	2024	2025	2026	2027	Total
City Light Fund Revenues	-	1,269	-	-	-	-	-	-	1,269
Commercial Parking Tax	189	-	-	-	-	-	-	-	189
Drainage and Wastewater Rates	923	334	-	-	-	-	-	-	1,257
Federal Grant Funds	3,631	16,266	-	-	-	-	-	-	19,896
Interdepartmental Transfer	-	-	-	-	-	-	-	-	-
LTGO Bond Proceeds	122	-	-	-	-	-	-	-	122
Private Funding - Utilities	993	(993)	-	-	-	-	-	-	-
Real Estate Excise Tax I	2,219	411	-	-	-	-	-	-	2,630
Real Estate Excise Tax II	535	38	-	-	-	-	-	-	573
State Grant Funds	1,636	-	-	-	-	-	-	-	1,635
Transportation Funding Package - Lid Lift	-	12	-	-	-	-	-	-	12
Transportation Move Seattle Levy - Lid Lift	101,763	26,798	10,005	19,796	27,889	-	-	-	186,251
Water Rates	744	(744)	-	-	-	-	-	-	-
Total:	112,754	43,391	10,005	19,796	27,889	-	-	-	213,834
Fund Appropriations / Allocations¹	LTD Actuals	2021 Revised	2022	2023	2024	2025	2026	2027	Total
2015 Multipurpose LTGO Bond Fund	122	-	-	-	-	-	-	-	122
Bridging The Gap Levy Fund	-	12	-	-	-	-	-	-	12
Move Seattle Levy Fund	101,466	23,304	10,005	19,796	27,889	-	-	-	182,459
REET I Capital Fund	2,219	411	-	-	-	-	-	-	2,630
REET II Capital Fund	535	38	-	-	-	-	-	-	573
Transportation Fund	8,412	19,626	-	-	-	-	-	-	28,039
Total:	112,754	43,391	10,005	19,796	27,889	-	-	-	213,834

O&M Impacts: This is a capital maintenance project that reduces the need for O&M by improving asset condition.

¹Funds are appropriated through the Adopted Budget at the Budget Summary Level. All Amounts shown above are in thousands of dollars

Arterial Asphalt and Concrete Program

Project No:	MC-TR-C070	BSL Code:	BC-TR-19001
Project Type:	Ongoing	BSL Name:	Major Maintenance/Replacement
Project Category:	Rehabilitation or Restoration	Location:	Various
Current Project Stage:	N/A	Council District:	Multiple
Start/End Date:	N/A	Neighborhood District:	Multiple
Total Project Cost:	N/A	Urban Village:	Multiple

The Arterial Asphalt and Concrete Program maintains Seattle's 1,581 lane miles of arterial streets through resurfacing and reconstruction projects. The Department uses a pavement management system to track the condition of arterial street pavement, to develop maintenance needs and establish priorities, and to select the streets to be rehabilitated each year. This project improves the quality and condition of the City's arterials. This project was superseded by Arterial Asphalt and Concrete Program Phase II.

Resources	LTD Actuals	2021 Revised	2022	2023	2024	2025	2026	2027	Total
City Light Fund Revenues	375	-	-	-	-	-	-	-	375
Commercial Parking Tax	15,935	-	-	-	-	-	-	-	15,935
Drainage and Wastewater Rates	1,871	-	-	-	-	-	-	-	1,871
Federal Grant Funds	16,238	-	-	-	-	-	-	-	16,238
General Fund	3,200	-	-	-	-	-	-	-	3,200
Interfund Loan	11,088	-	-	-	-	-	-	-	11,088
King County Funds	585	-	-	-	-	-	-	-	585
LTGO Bond Proceeds	25,143	-	-	-	-	-	-	-	25,143
Private Funding/Donations	1,937	-	-	-	-	-	-	-	1,937
Property Sales and Interest Earnings	253	-	-	-	-	-	-	-	253
Real Estate Excise Tax I	501	-	-	-	-	-	-	-	501
Real Estate Excise Tax II	17,098	-	-	-	-	-	-	-	17,098
State Gas Taxes - City Street Fund	816	-	-	-	-	-	-	-	816
State Grant Funds	5,583	-	-	-	-	-	-	-	5,583
Street Vacations - CRSU	950	-	-	-	-	-	-	-	950
Transportation Funding Package - Business Transportation Tax	7,250	-	-	-	-	-	-	-	7,250
Transportation Funding Package - Lid Lift	105,759	-	-	-	-	-	-	-	105,759
Transportation Move Seattle Levy - Lid Lift	8,785	7	-	-	-	-	-	-	8,792
Vehicle Licensing Fees	346	-	-	-	-	-	-	-	346
Total:	223,713	7	-	-	-	-	-	-	223,720

¹Funds are appropriated through the Adopted Budget at the Budget Summary Level. All Amounts shown above are in thousands of dollars

Fund Appropriations / Allocations¹	LTD Actuals	2021 Revised	2022	2023	2024	2025	2026	2027	Total
2008 Multipurpose LTGO Bond Fund	3,962	-	-	-	-	-	-	-	3,962
2009 Multipurpose LTGO Bond Fund	15,131	-	-	-	-	-	-	-	15,131
2011 Multipurpose LTGO Bond Fund	5,250	-	-	-	-	-	-	-	5,250
Bridging The Gap Levy Fund	105,759	-	-	-	-	-	-	-	105,759
General Fund	3,200	-	-	-	-	-	-	-	3,200
Move Seattle Levy Fund	8,785	7	-	-	-	-	-	-	8,792
REET I Capital Fund	501	-	-	-	-	-	-	-	501
REET II Capital Fund	17,098	-	-	-	-	-	-	-	17,098
Transportation Benefit District Fund	346	-	-	-	-	-	-	-	346
Transportation Bond Fund	800	-	-	-	-	-	-	-	800
Transportation Fund	61,931	-	-	-	-	-	-	-	61,931
Unrestricted Cumulative Reserve Fund	950	-	-	-	-	-	-	-	950
Total:	223,713	7	-	-	-	-	-	-	223,720

O&M Impacts: This is a capital maintenance project that reduces the need for O&M by improving asset condition.

¹Funds are appropriated through the Adopted Budget at the Budget Summary Level. All Amounts shown above are in thousands of dollars

Arterial Major Maintenance

Project No:	MC-TR-C071	BSL Code:	BC-TR-19001
Project Type:	Ongoing	BSL Name:	Major Maintenance/Replacement
Project Category:	Rehabilitation or Restoration	Location:	Citywide
Current Project Stage:	N/A	Council District:	Multiple
Start/End Date:	N/A	Neighborhood District:	Multiple
Total Project Cost:	N/A	Urban Village:	Multiple

This ongoing project repairs and/or replaces deteriorated pavement on arterial streets. Arterial Major Maintenance paving work typically spans one to three city blocks. It allows the City to respond quickly and cost effectively to pavement issues that are too large to be addressed with a pothole repair but too small to be efficiently contracted. Project prioritization is based on pavement condition; cost; transit, bicycle, pedestrian and freight use; traffic volume; coordination opportunities; complaints and claims; and geographic balance across the city. The work extends the service life of existing pavement structures.

Resources	LTD Actuals	2021 Revised	2022	2023	2024	2025	2026	2027	Total
Commercial Parking Tax	3,564	-	-	-	-	1,784	-	-	5,348
Interdepartmental Transfer	-	3	-	-	-	-	-	-	3
Parking Garage Disposition Proceeds	1,560	-	-	-	-	-	-	-	1,560
Private Funding - Utilities	-	-	-	-	-	-	-	-	-
Real Estate Excise Tax I	4,341	-	-	-	-	-	-	-	4,341
Real Estate Excise Tax II	5,435	2,074	74	-	-	500	500	-	8,583
State Gas Taxes - City Street Fund	1	-	-	-	-	-	-	-	1
Street Vacations - SVF	295	658	-	-	-	-	-	-	953
Transportation Funding Package - Lid Lift	2,288	-	-	-	-	-	-	-	2,288
Transportation Move Seattle Levy - Lid Lift	11,718	3,056	4,580	3,650	3,734	-	-	-	26,737
Vehicle Licensing Fees	1,913	1,280	665	679	693	714	-	-	5,945
Total:	31,114	7,072	5,319	4,329	4,427	2,998	500	-	55,759
Fund Appropriations / Allocations¹	LTD Actuals	2021 Revised	2022	2023	2024	2025	2026	2027	Total
Bridging The Gap Levy Fund	2,288	-	-	-	-	-	-	-	2,288
Garage Disposition Proceeds	1,560	-	-	-	-	-	-	-	1,560
Move Seattle Levy Fund	11,717	3,056	4,580	3,650	3,734	-	-	-	26,737
REET I Capital Fund	4,341	-	-	-	-	-	-	-	4,341
REET II Capital Fund	5,435	2,074	74	-	-	500	500	-	8,583
Transportation Benefit District Fund	1,913	1,280	665	679	693	714	-	-	5,945
Transportation Fund	3,859	661	-	-	-	1,784	-	-	6,304
Total:	31,114	7,072	5,319	4,329	4,427	2,998	500	-	55,759
Unsecured Funding:	LTD Actuals	2021 Revised	2022	2023	2024	2025	2026	2027	Total
To Be Determined	-	-	-	2,500	2,500	4,637	-	513	10,150
Total:	-	-	-	2,500	2,500	4,637	-	513	10,150

Unsecured Funding Strategy: This program is evaluated annually for continuation of REET funding, based on fund availability. Funding for this program beyond 2024 is dependent upon a future voter approved levy.

O&M Impacts: This is a capital maintenance project that reduces the need for O&M by improving asset condition.

¹Funds are appropriated through the Adopted Budget at the Budget Summary Level. All Amounts shown above are in thousands of dollars

Ballard to Downtown High Capacity Transit and Ship Canal Crossing Project

Project No:	MC-TR-C080	BSL Code:	BC-TR-19003
Project Type:	Discrete	BSL Name:	Mobility-Capital
Project Category:	Improved Facility	Location:	Downtown Ballard
Current Project Stage:	Stage 6 - Closeout	Council District:	Multiple
Start/End Date:	2013 - 2017	Neighborhood District:	Multiple
Total Project Cost:	\$800	Urban Village:	Multiple

This project will develop recommendations for implementation of high capacity transit alternatives between Ballard and Downtown Seattle. The project will build on the Ballard-Fremont-South Lake Union-Downtown corridor identified in the Transit Master Plan. The work will be done in conjunction with Sound Transit. The project will also develop conceptual designs and cost estimates for a new ship canal crossing for transit, pedestrians, and bicycles.

Resources	LTD Actuals	2021 Revised	2022	2023	2024	2025	2026	2027	Total
General Fund	546	-	-	-	-	-	-	-	546
Transportation Funding Package - Lid Lift	54	-	-	-	-	-	-	-	54
Vehicle Licensing Fees	156	-	-	-	-	-	-	-	156
Total:	756	-	-	-	-	-	-	-	756
Fund Appropriations / Allocations¹	LTD Actuals	2021 Revised	2022	2023	2024	2025	2026	2027	Total
Bridging The Gap Levy Fund	54	-	-	-	-	-	-	-	54
General Fund	546	-	-	-	-	-	-	-	546
Transportation Benefit District Fund	156	-	-	-	-	-	-	-	156
Total:	756	-	-	-	-	-	-	-	756

O&M Impacts: SDOT has individual project budgets for the maintenance of painted markings, signage, signals, bridges and roadway structures, urban forestry, and sidewalks and pavement; these budgets are constrained by the availability of transportation specific and general funds. The SDOT Asset Management website (<https://www.seattle.gov/transportation/about-sdot/asset-management>) provides unconstrained operational cost forecasting by asset type, typical lifecycle and average maintenance cost ranges.

¹Funds are appropriated through the Adopted Budget at the Budget Summary Level. All Amounts shown above are in thousands of dollars

Bike Master Plan - Greenways

Project No:	MC-TR-C063	BSL Code:	BC-TR-19003
Project Type:	Ongoing	BSL Name:	Mobility-Capital
Project Category:	Improved Facility	Location:	Citywide
Current Project Stage:	N/A	Council District:	Multiple
Start/End Date:	N/A	Neighborhood District:	Multiple
Total Project Cost:	N/A	Urban Village:	Multiple

This ongoing program creates routes on residential streets that are optimized for safer and more comfortable walking and biking for people of all ages and abilities. Typical improvements include curb ramps, speed humps, crosswalks, median islands, shared lane markings, stop signs, traffic signals, pavement and sidewalk repair, and wayfinding signs. The goals of the program are to design streets with lower vehicle speeds and volumes; to increase the number of people walking and biking on residential streets; and to improve walking and biking access to schools, trails, parks, transit and neighborhood businesses.

Resources	LTD Actuals	2021 Revised	2022	2023	2024	2025	2026	2027	Total
City Light Fund Revenues	19	44	-	-	-	-	-	-	63
Developer Mitigation	800	-	-	-	-	-	-	-	800
Drainage and Wastewater Rates	4	41	-	-	-	-	-	-	44
Federal Grant Funds	-	1,875	-	-	-	-	-	-	1,875
Landscape Conservation & Local Infrastructure Program	129	145	-	-	-	-	-	-	274
Real Estate Excise Tax II	150	1,380	1,020	93	907	-	-	-	3,550
School Camera Ticket Revenues	593	(593)	-	-	-	-	-	-	-
State Grant Funds	-	544	-	-	-	-	-	-	544
Traffic Enforcement Camera Revenue	-	1,400	-	-	-	-	-	-	1,400
Transportation Move Seattle Levy - Lid Lift	9,616	7,293	2,392	1,319	-	-	-	-	20,620
Vehicle Licensing Fees	1,743	(43)	-	-	-	-	-	-	1,700
Water Rates	119	(112)	-	-	-	-	-	-	7
Total:	13,174	11,973	3,412	1,412	907	-	-	-	30,877
Fund Appropriations / Allocations ¹	LTD Actuals	2021 Revised	2022	2023	2024	2025	2026	2027	Total
Coronavirus Local Fiscal Recovery Fund	-	1,875	-	-	-	-	-	-	1,875
Move Seattle Levy Fund	9,682	7,228	2,392	1,319	-	-	-	-	20,620
REET II Capital Fund	150	1,380	1,020	93	907	-	-	-	3,550
School Safety Traffic and Pedestrian Improvement Fund	593	807	-	-	-	-	-	-	1,400
Transportation Benefit District Fund	1,678	22	-	-	-	-	-	-	1,700
Transportation Fund	1,071	662	-	-	-	-	-	-	1,732
Total:	13,174	11,973	3,412	1,412	907	-	-	-	30,877
Unsecured Funding:	LTD Actuals	2021 Revised	2022	2023	2024	2025	2026	2027	Total
To Be Determined	-	-	-	-	1,318	4,115	4,223	4,329	13,985
Total:	-	-	-	-	1,318	4,115	4,223	4,329	13,985

Unsecured Funding Strategy: SDOT will evaluate deliverables, prioritize and scale projects to the extent feasible, and continue to pursue grant and partnership opportunities to resolve potential funding deficits. Funding for this program beyond 2024 is dependent upon a future voter approved levy.

O&M Impacts: SDOT has individual project budgets for the maintenance of painted markings, signage, signals, bridges and roadway structures, urban forestry, and sidewalks and pavement; these budgets are constrained by the availability of transportation specific and general funds. The SDOT Asset Management website (<https://www.seattle.gov/transportation/about-sdot/asset-management>) provides unconstrained operational cost forecasting by asset type, typical lifecycle and average maintenance cost ranges.

¹Funds are appropriated through the Adopted Budget at the Budget Summary Level. All Amounts shown above are in thousands of dollars

Bike Master Plan - Protected Bike Lanes

Project No:	MC-TR-C062	BSL Code:	BC-TR-19003
Project Type:	Ongoing	BSL Name:	Mobility-Capital
Project Category:	Improved Facility	Location:	Citywide
Current Project Stage:	N/A	Council District:	Multiple
Start/End Date:	N/A	Neighborhood District:	Multiple
Total Project Cost:	N/A	Urban Village:	Multiple

This ongoing program implements the Seattle Bicycle Master Plan. Typical improvements may include installing protected bike lanes, bike lanes and sharrows, bicycle route signing, completing key links in the urban trails network, adding bicycle/pedestrian signals to complete the network, and reconstructing key sections of the trails. The goals of the program are to increase bicycle safety and access while reducing bicycle crashes. This program includes funding for street improvement and trail construction and is consistent with the focus in the City's Transportation Strategic Plan (TSP) on encouraging walking and biking. The Accelerated Move Seattle Levy - Lid Lift Revenues represent spending that is in excess of available levy funds; consequently, Move Seattle appropriations are reduced in future years so that the total Move Seattle funding and expenditures are balanced over the nine years of the levy. LTD actuals may include the BMP spot improvements, Urban Trails, and Neighborhood Greenways, which were previously combined with this project's budget.

Resources	LTD Actuals	2021 Revised	2022	2023	2024	2025	2026	2027	Total
City Light Fund Revenues	267	168	-	-	-	-	-	-	436
Commercial Parking Tax	1,380	(218)	-	-	-	-	-	-	1,162
Developer Mitigation	-	1,600	-	-	-	-	-	-	1,600
Drainage and Wastewater Rates	147	288	-	-	-	-	-	-	435
Federal Grant Funds	6,918	12,306	-	-	-	-	-	-	19,224
General Fund	1,100	840	-	-	-	-	-	-	1,940
Interdepartmental Transfer	-	-	-	-	-	-	-	-	-
Private Funding/Donations	10	-	-	-	-	-	-	-	10
Public Benefit Payment	443	(1,200)	1,500	13,000	2,257	-	-	-	16,000
Real Estate Excise Tax I	400	-	-	-	-	-	-	-	400
Real Estate Excise Tax II	441	4	-	-	-	-	-	-	444
Rubble Yard Proceeds	346	-	-	-	-	-	-	-	346
School Camera Ticket Revenues	(3)	3	-	-	-	-	-	-	-
State Gas Taxes - Arterial City Street Fund	-	-	-	-	-	-	-	-	-
State Gas Taxes - City Street Fund	3,889	1,486	-	-	-	-	-	-	5,375
State Grant Funds	578	1,801	-	-	-	-	-	-	2,379
Street Vacations - SVF	-	4,839	-	-	-	-	-	-	4,839
Transportation Funding Package - Lid Lift	23,944	-	-	-	-	-	-	-	23,944
Transportation Move Seattle Levy - Lid Lift	32,556	3,214	6,363	2,161	1,000	-	-	-	45,294
Transportation Network Company Revenue	-	300	-	-	-	-	-	-	300
User Fees	1,631	(435)	-	-	-	-	-	-	1,196
Vehicle Licensing Fees	6,333	2,013	1,325	1,358	-	-	-	-	11,029
Total:	80,379	27,010	9,188	16,519	3,257	-	-	-	136,353

¹Funds are appropriated through the Adopted Budget at the Budget Summary Level. All Amounts shown above are in thousands of dollars

Fund Appropriations / Allocations¹	LTD Actuals	2021 Revised	2022	2023	2024	2025	2026	2027	Total
Bridging The Gap Levy Fund	23,944	-	-	-	-	-	-	-	23,944
General Fund	1,100	1,140	-	-	-	-	-	-	2,240
Move Seattle Levy Fund	32,776	2,993	6,363	2,161	1,000	-	-	-	45,294
REET I Capital Fund	400	-	-	-	-	-	-	-	400
REET II Capital Fund	441	4	-	-	-	-	-	-	444
School Safety Traffic and Pedestrian Improvement Fund	-	-	-	-	-	-	-	-	-
Transportation Benefit District Fund	6,334	2,012	1,325	1,358	-	-	-	-	11,029
Transportation Fund	15,384	20,861	1,500	13,000	2,257	-	-	-	53,003
Total:	80,379	27,010	9,188	16,519	3,257	-	-	-	136,353
Unsecured Funding:	LTD Actuals	2021 Revised	2022	2023	2024	2025	2026	2027	Total
To Be Determined	-	-	-	-	-	9,227	8,829	9,050	27,105
Total:	-	-	-	-	-	9,227	8,829	9,050	27,105

Unsecured Funding Strategy: SDOT will evaluate deliverables, prioritize and scale projects to the extent feasible, and continue to pursue grant and partnership opportunities to resolve potential funding deficits. Funding for this program beyond 2024 is dependent upon a future voter approved levy.

O&M Impacts: SDOT has individual project budgets for the maintenance of painted markings, signage, signals, bridges and roadway structures, urban forestry, and sidewalks and pavement; these budgets are constrained by the availability of transportation specific and general funds. The SDOT Asset Management website (<https://www.seattle.gov/transportation/about-sdot/asset-management>) provides unconstrained operational cost forecasting by asset type, typical lifecycle and average maintenance cost ranges.

¹Funds are appropriated through the Adopted Budget at the Budget Summary Level. All Amounts shown above are in thousands of dollars

Bike Master Plan - Urban Trails and Bikeways

Project No:	MC-TR-C060	BSL Code:	BC-TR-19001
Project Type:	Ongoing	BSL Name:	Major Maintenance/Replacement
Project Category:	Improved Facility	Location:	Multiple
Current Project Stage:	N/A	Council District:	Multiple
Start/End Date:	N/A	Neighborhood District:	Multiple
Total Project Cost:	N/A	Urban Village:	Multiple

This program supports the City's Urban Trails and Bikeways. Activities include spot improvements, bike facility safety improvements, bike parking, education & outreach as well as planning & research.

Resources	LTD Actuals	2021 Revised	2022	2023	2024	2025	2026	2027	Total
Transportation Funding Package - Lid Lift	103	3	-	-	-	-	-	-	106
Transportation Move Seattle Levy - Lid Lift	2,942	1,017	1,001	1,039	979	1,352	-	-	8,330
User Fees	295	9	-	-	-	-	-	-	304
Vehicle Licensing Fees	320	10	-	-	-	-	-	-	331
Total:	3,660	1,039	1,001	1,039	979	1,352	-	-	9,071
Fund Appropriations / Allocations ¹	LTD Actuals	2021 Revised	2022	2023	2024	2025	2026	2027	Total
Bridging The Gap Levy Fund	103	3	-	-	-	-	-	-	106
Move Seattle Levy Fund	2,945	1,013	1,001	1,039	979	1,352	-	-	8,330
Transportation Benefit District Fund	317	14	-	-	-	-	-	-	331
Transportation Fund	295	9	-	-	-	-	-	-	304
Total:	3,660	1,039	1,001	1,039	979	1,352	-	-	9,071
Unsecured Funding:	LTD Actuals	2021 Revised	2022	2023	2024	2025	2026	2027	Total
To Be Determined	-	-	-	-	-	-	1,326	1,359	2,685
Total:	-	-	-	-	-	-	1,326	1,359	2,685

Unsecured Funding Strategy: Funding for this program beyond 2024 is dependent upon a future voter approved levy.

O&M Impacts: This is a capital maintenance project that reduces the need for O&M by improving asset condition.

¹Funds are appropriated through the Adopted Budget at the Budget Summary Level. All Amounts shown above are in thousands of dollars

Bike Share Expansion

Project No:	MC-TR-C091	BSL Code:	BC-TR-19003
Project Type:	Discrete	BSL Name:	Mobility-Capital
Project Category:	New Facility	Location:	Citywide
Current Project Stage:	Stage 6 - Closeout	Council District:	Multiple
Start/End Date:	2016 - 2018	Neighborhood District:	Multiple
Total Project Cost:	\$2,174	Urban Village:	Multiple

This project was created to expand the Pronto bikeshare system. The Pronto bikeshare system was deactivated by the City in March of 2017, but this CIP project remains active due to the continued activity of closing out the system.

Resources	LTD Actuals	2021 Revised	2022	2023	2024	2025	2026	2027	Total
Street Use Fees	-	224	-	-	-	-	-	-	224
User Fees	1,674	276	-	-	-	-	-	-	1,950
Total:	1,674	500	-	-	-	-	-	-	2,174
Fund Appropriations / Allocations ¹	LTD Actuals	2021 Revised	2022	2023	2024	2025	2026	2027	Total
Transportation Fund	1,674	500	-	-	-	-	-	-	2,174
Total:	1,674	500	-	-	-	-	-	-	2,174

O&M Impacts: Not applicable - does not create new assets.

¹Funds are appropriated through the Adopted Budget at the Budget Summary Level. All Amounts shown above are in thousands of dollars

Bridge Load Rating

Project No:	MC-TR-C006	BSL Code:	BC-TR-19001
Project Type:	Ongoing	BSL Name:	Major Maintenance/Replacement
Project Category:	Rehabilitation or Restoration	Location:	Citywide
Current Project Stage:	N/A	Council District:	Multiple
Start/End Date:	N/A	Neighborhood District:	Multiple
Total Project Cost:	N/A	Urban Village:	Multiple

This program rates bridges for safe load-carry capacity as part of a federally mandated program. The work on this project, performed by both City staff and consultants, ensures public safety. Due to new load rating standards issued by the FHA on November 13, 2013 for Specialized Hauling Vehicles (SHV), additional funding was added to the program as part of the 2015-2020 Proposed CIP. The requested funding needed to meet these new standards was provided in 2019; however, shortly after signing the FAST ACT in 2015, FHWA submitted a 2016 memo that required bridge load ratings to consider Emergency Vehicles if they are at least one road-mile access to and from the National Network of highways. The program is currently assessing whether additional funding beyond 2021 will be needed to meet this mandate.

Resources	LTD Actuals	2021 Revised	2022	2023	2024	2025	2026	2027	Total
Commercial Parking Tax	300	-	-	-	-	-	-	-	300
General Fund	302	-	-	-	-	-	-	-	302
Interdepartmental Transfer	-	-	-	-	-	-	-	-	-
Real Estate Excise Tax I	-	440	-	-	-	-	-	-	440
Real Estate Excise Tax II	1,142	-	430	346	273	-	-	-	2,191
State Gas Taxes - City Street Fund	4,854	469	-	-	-	366	-	-	5,688
Street Vacations - SVF	-	1,036	658	-	-	-	-	-	1,694
Vehicle Licensing Fees	200	-	-	-	-	-	-	-	200
Total:	6,798	1,945	1,088	346	273	366	-	-	10,816
Fund Appropriations / Allocations¹	LTD Actuals	2021 Revised	2022	2023	2024	2025	2026	2027	Total
General Fund	302	-	-	-	-	-	-	-	302
REET I Capital Fund	-	440	-	-	-	-	-	-	440
REET II Capital Fund	1,142	-	430	346	273	-	-	-	2,191
Transportation Benefit District Fund	200	-	-	-	-	-	-	-	200
Transportation Fund	5,154	1,505	658	-	-	366	-	-	7,683
Total:	6,798	1,945	1,088	346	273	366	-	-	10,816
Unsecured Funding:	LTD Actuals	2021 Revised	2022	2023	2024	2025	2026	2027	Total
To Be Determined	-	-	-	-	-	-	377	386	763
Total:	-	-	-	-	-	-	377	386	763

O&M Impacts: Not applicable - does not create new assets. Results of Bridge Load Rating studies may inform the need for future O&M.

¹Funds are appropriated through the Adopted Budget at the Budget Summary Level. All Amounts shown above are in thousands of dollars

Bridge Painting Program

Project No:	MC-TR-C007	BSL Code:	BC-TR-19001
Project Type:	Ongoing	BSL Name:	Major Maintenance/Replacement
Project Category:	Rehabilitation or Restoration	Location:	Citywide
Current Project Stage:	N/A	Council District:	Citywide, Multiple
Start/End Date:	N/A	Neighborhood District:	Multiple
Total Project Cost:	N/A	Urban Village:	Not in an Urban Village

This ongoing asset preservation program provides for the periodic painting of the City's steel structures that are maintained by the Roadway Structures Division. The painting cycle is initially determined by applying Federal Highway Administration standards for coating life and is supplemented by annual physical inspections to assess the rate of deterioration.

Resources	LTD Actuals	2021 Revised	2022	2023	2024	2025	2026	2027	Total
Commercial Parking Tax	25	-	-	-	-	-	-	-	25
Federal Grant Funds	180	-	-	-	-	-	-	-	180
General Fund	1,189	-	-	-	-	-	-	-	1,189
King County Funds	10	-	-	-	-	-	-	-	10
Real Estate Excise Tax I	141	-	-	-	-	-	-	-	141
Real Estate Excise Tax II	27,596	830	2,020	7,510	1,935	2,135	3,648	-	45,674
Rubble Yard Proceeds	300	-	-	-	-	-	-	-	300
South Lake Union Property Sale Proceeds	91	-	-	-	-	-	-	-	91
State Gas Taxes - City Street Fund	599	-	-	-	-	-	-	-	599
Use of Fund Balance	(5)	5	-	-	-	-	-	-	-
Total:	30,126	835	2,020	7,510	1,935	2,135	3,648	-	48,209
Fund Appropriations / Allocations¹	LTD Actuals	2021 Revised	2022	2023	2024	2025	2026	2027	Total
General Fund	1,189	-	-	-	-	-	-	-	1,189
REET I Capital Fund	141	-	-	-	-	-	-	-	141
REET II Capital Fund	27,596	835	2,020	7,510	1,935	2,135	3,648	-	45,680
Transportation Fund	1,200	-	-	-	-	-	-	-	1,200
Total:	30,126	835	2,020	7,510	1,935	2,135	3,648	-	48,209
Unsecured Funding:	LTD Actuals	2021 Revised	2022	2023	2024	2025	2026	2027	Total
To Be Determined	-	-	-	-	-	-	2,235	6,036	8,271
Total:	-	-	-	-	-	-	2,235	6,036	8,271

O&M Impacts: This is a capital maintenance project that reduces the need for O&M by improving asset condition.

¹Funds are appropriated through the Adopted Budget at the Budget Summary Level. All Amounts shown above are in thousands of dollars

Bridge Rehabilitation and Replacement

Project No:	MC-TR-C045	BSL Code:	BC-TR-19001
Project Type:	Ongoing	BSL Name:	Major Maintenance/Replacement
Project Category:	Rehabilitation or Restoration	Location:	Fairview Ave E between E. Blaine St and Fairview A
Current Project Stage:	N/A	Council District:	Multiple
Start/End Date:	N/A	Neighborhood District:	Lake Union
Total Project Cost:	N/A	Urban Village:	South Lake Union

This asset preservation program addresses major bridge rehabilitation or replacement projects. The only outstanding project in this program is the Fairview Ave Bridge Replacement Project. The project is going in construction Fall of 2019 and is anticipated to be completed by mid-2021.

Resources	LTD Actuals	2021 Revised	2022	2023	2024	2025	2026	2027	Total
City Light Fund Revenues	2,876	25	-	-	-	-	-	-	2,901
Commercial Parking Tax	2,647	-	-	-	-	-	-	-	2,647
Drainage and Wastewater Rates	207	581	-	-	-	-	-	-	788
Federal Grant Funds	19,701	1,935	-	-	-	-	-	-	21,636
General Fund	11	-	-	-	-	-	-	-	11
Interdepartmental Transfer	-	-	-	-	-	-	-	-	-
King County Funds	538	2	-	-	-	-	-	-	540
LTGO Bond Proceeds	57,573	2,182	-	-	-	-	-	-	59,756
Miscellaneous Grants or Donations	-	-	-	-	-	-	-	-	-
Private Funding/Donations	2,374	-	-	-	-	-	-	-	2,374
Public Works Trust Fund Proceeds	15,783	1,217	-	-	-	-	-	-	17,000
Real Estate Excise Tax II	320	-	-	-	-	-	-	-	320
State Gas Taxes - City Street Fund	20	-	-	-	-	-	-	-	20
State Grant Funds	7,616	371	-	-	-	-	-	-	7,987
Street Vacations - SVF	150	60	-	-	-	-	-	-	211
Transportation Funding Package - Business Transportation Tax	1,544	-	-	-	-	-	-	-	1,544
Transportation Funding Package - Lid Lift	2,784	159	-	-	-	-	-	-	2,943
Transportation Move Seattle Levy - Lid Lift	7,386	11,103	1,244	30	30	33	-	-	19,826
Water Rates	223	-	-	-	-	-	-	-	223
Total:	121,753	17,635	1,244	30	30	33	-	-	140,725

¹Funds are appropriated through the Adopted Budget at the Budget Summary Level. All Amounts shown above are in thousands of dollars

Fund Appropriations / Allocations¹	LTD Actuals	2021 Revised	2022	2023	2024	2025	2026	2027	Total
2008 Multipurpose LTGO Bond Fund	3,965	-	-	-	-	-	-	-	3,965
2009 Multipurpose LTGO Bond Fund	14,341	-	-	-	-	-	-	-	14,341
2010 Multipurpose LTGO Bond Fund	30,464	-	-	-	-	-	-	-	30,464
2011 Multipurpose LTGO Bond Fund	2,748	-	-	-	-	-	-	-	2,748
2015 Multipurpose LTGO Bond Fund	4,492	33	-	-	-	-	-	-	4,525
2017 Multipurpose LTGO Bond Fund	1,562	812	-	-	-	-	-	-	2,374
2021 West Seattle Bridge Repair LTGO Bond Fund	-	1,339	-	-	-	-	-	-	1,339
Bridging The Gap Levy Fund	2,784	159	-	-	-	-	-	-	2,943
General Fund	11	-	-	-	-	-	-	-	11
Move Seattle Levy Fund	7,385	11,103	1,244	30	30	33	-	-	19,826
REET II Capital Fund	320	-	-	-	-	-	-	-	320
Transportation Fund	53,681	4,189	-	-	-	-	-	-	57,870
Total:	121,753	17,635	1,244	30	30	33	-	-	140,725
Unsecured Funding:	LTD Actuals	2021 Revised	2022	2023	2024	2025	2026	2027	Total
To Be Determined	-	-	-	-	-	-	32	-	32
Total:	-	-	-	-	-	-	32	-	32

O&M Impacts: This is a capital maintenance project that reduces the need for O&M by improving asset condition.

¹Funds are appropriated through the Adopted Budget at the Budget Summary Level. All Amounts shown above are in thousands of dollars

Bridge Rehabilitation and Replacement Phase II

Project No:	MC-TR-C039	BSL Code:	BC-TR-19001
Project Type:	Ongoing	BSL Name:	Major Maintenance/Replacement
Project Category:	Rehabilitation or Restoration	Location:	Citywide
Current Project Stage:	N/A	Council District:	Multiple
Start/End Date:	N/A	Neighborhood District:	Multiple
Total Project Cost:	N/A	Urban Village:	Multiple

This asset preservation program funds major bridge rehabilitation or bridge replacement. The current program, funded by the Levy to Move Seattle, is focused on planning studies. The objective of these bridge planning studies is to identify if the bridge should be rehabilitated or replaced and provided planning level costs to allow for the City and the Program Owner to develop a funding plan for the future rehabilitation or replacement of these bridges.

Resources	LTD Actuals	2021 Revised	2022	2023	2024	2025	2026	2027	Total
Commercial Parking Tax	149	104	-	-	-	-	-	-	253
Federal Grant Funds	1,559	-	-	-	-	-	-	-	1,559
LTGO Bond Proceeds	762	171	-	-	-	-	-	-	933
Real Estate Excise Tax I	49	73	-	-	-	-	-	-	122
Real Estate Excise Tax II	239	542	2,152	-	-	500	500	-	3,933
State Gas Taxes - City Street Fund	-	11	-	-	-	-	-	-	11
Street Vacations - SVF	-	176	-	-	-	-	-	-	176
Transportation Funding Package - Parking Tax	-	(1)	-	-	-	-	-	-	(1)
Transportation Move Seattle Levy - Lid Lift	5,059	1,196	4,500	-	2,923	-	-	-	13,678
Total:	7,818	2,271	6,652	-	2,923	500	500	-	20,664
Fund Appropriations / Allocations¹	LTD Actuals	2021 Revised	2022	2023	2024	2025	2026	2027	Total
2011 Multipurpose LTGO Bond Fund	324	-	-	-	-	-	-	-	324
2015 Multipurpose LTGO Bond Fund	438	171	-	-	-	-	-	-	609
Move Seattle Levy Fund	5,059	1,196	4,500	-	2,923	-	-	-	13,678
REET I Capital Fund	49	73	-	-	-	-	-	-	122
REET II Capital Fund	239	542	2,152	-	-	500	500	-	3,933
Transportation Fund	1,709	289	-	-	-	-	-	-	1,998
Total:	7,818	2,271	6,652	-	2,923	500	500	-	20,664
Unsecured Funding:	LTD Actuals	2021 Revised	2022	2023	2024	2025	2026	2027	Total
To Be Determined	-	-	-	-	-	-	-	513	513
Total:	-	-	-	-	-	-	-	513	513

O&M Impacts: This is a capital maintenance project that reduces the need for O&M by improving asset condition.

¹Funds are appropriated through the Adopted Budget at the Budget Summary Level. All Amounts shown above are in thousands of dollars

Bridge Seismic - Phase III

Project No:	MC-TR-C008	BSL Code:	BC-TR-19001
Project Type:	Ongoing	BSL Name:	Major Maintenance/Replacement
Project Category:	Rehabilitation or Restoration	Location:	Citywide
Current Project Stage:	N/A	Council District:	Multiple
Start/End Date:	N/A	Neighborhood District:	Multiple
Total Project Cost:	N/A	Urban Village:	Not in an Urban Village

The program prioritizes and implements seismic retrofits to bridges based seismic vulnerability. Concept level analysis and evaluation is performed to develop a retrofit strategy and cost estimate. As funding allows, retrofit design and construction phases are implemented. If full funding is not available, seismic retrofits are scaled to the appropriate funding level that would still provide improvements in the seismic resiliency to the bridge structure. As part of the evaluation process a cost-benefit assessment is made to determine if replacing the structure is a more appropriate course of action then seismically retrofitting the structure. 16 bridges are part of the current phase of the program which is funded by the Levy to Move Seattle.

Resources	LTD Actuals	2021 Revised	2022	2023	2024	2025	2026	2027	Total
Commercial Parking Tax	-	-	130	-	-	-	-	-	130
Federal Grant Funds	3,216	2,770	-	-	-	-	-	-	5,986
LTGO Bond Proceeds	525	-	-	-	-	-	-	-	525
State Grant Funds	-	336	-	-	-	-	-	-	336
Street Vacations - SVF	664	212	418	-	-	-	-	-	1,294
Transportation Funding Package - Lid Lift	97	-	-	-	-	-	-	-	97
Transportation Move Seattle Levy - Lid Lift	15,266	10,054	24,307	11,764	5,966	-	-	-	67,357
Total:	19,767	13,373	24,855	11,764	5,966	-	-	-	75,725
Fund Appropriations / Allocations¹	LTD Actuals	2021 Revised	2022	2023	2024	2025	2026	2027	Total
2011 Multipurpose LTGO Bond Fund	525	-	-	-	-	-	-	-	525
Bridging The Gap Levy Fund	97	-	-	-	-	-	-	-	97
Move Seattle Levy Fund	15,266	10,054	24,307	11,764	5,966	-	-	-	67,357
Transportation Fund	3,879	3,319	548	-	-	-	-	-	7,746
Total:	19,767	13,373	24,855	11,764	5,966	-	-	-	75,725
Unsecured Funding:	LTD Actuals	2021 Revised	2022	2023	2024	2025	2026	2027	Total
To Be Determined	-	-	-	-	-	5,952	6,130	6,283	18,365
Total:	-	-	-	-	-	5,952	6,130	6,283	18,365

Unsecured Funding Strategy: SDOT will evaluate deliverables, prioritize and scale projects to the extent feasible, and continue to pursue grant and partnership opportunities to resolve potential funding deficits. Funding for this program beyond 2024 is dependent upon a future voter approved levy.

O&M Impacts: Not applicable - does not create new assets.

¹Funds are appropriated through the Adopted Budget at the Budget Summary Level. All Amounts shown above are in thousands of dollars

BRT Concepts Design

Project No:	MC-TR-C010	BSL Code:	BC-TR-19003
Project Type:	Discrete	BSL Name:	Mobility-Capital
Project Category:	Improved Facility	Location:	Citywide
Current Project Stage:	Stage 2 - Initiation, Project Definition, & Planning	Council District:	Multiple
Start/End Date:	2016 - 2021	Neighborhood District:	Multiple
Total Project Cost:	\$2,091	Urban Village:	Multiple

This project will advance the concept designs for Seattle's RapidRide and Transit-Plus Multimodal Corridor Expansion program. In order to deliver the corridor improvements, this work includes assessment and development of corridor design, detailed line and network ridership forecasting, capital cost estimates, traffic and environmental analysis, modal integration, and funding plans.

Resources	LTD Actuals	2021 Revised	2022	2023	2024	2025	2026	2027	Total
Transportation Move Seattle Levy - Lid Lift	1,690	350	-	-	-	-	-	-	2,041
Vehicle License Fees \$60 & 0.1% Sales Tax	-	400	-	-	-	-	-	-	400
Total:	1,690	750	-	-	-	-	-	-	2,441
Fund Appropriations / Allocations ¹	LTD Actuals	2021 Revised	2022	2023	2024	2025	2026	2027	Total
Move Seattle Levy Fund	1,690	350	-	-	-	-	-	-	2,041
Transportation Benefit District Fund	-	400	-	-	-	-	-	-	400
Total:	1,690	750	-	-	-	-	-	-	2,441

O&M Impacts: Not applicable - does not create new assets.

¹Funds are appropriated through the Adopted Budget at the Budget Summary Level. All Amounts shown above are in thousands of dollars

Burke Gilman Trail Improvements - UW Campus

Project No:	MC-TR-C086	BSL Code:	BC-TR-19003
Project Type:	Discrete	BSL Name:	Mobility-Capital
Project Category:	Improved Facility	Location:	Multiple
Current Project Stage:	Stage 6 - Closeout	Council District:	Council District 4
Start/End Date:	2017 - 2019	Neighborhood District:	Northeast
Total Project Cost:	\$750	Urban Village:	University District

The project will implement spot improvements to the Burke-Gilman Trail north of the campus including pavement repair and crossing upgrades. If needed, a portion of the funding will be available to help the University complete design of the second phase of upgrades to the campus portion of the trail.

Resources	LTD Actuals	2021 Revised	2022	2023	2024	2025	2026	2027	Total
Commercial Parking Tax	750	-	-	-	-	-	-	-	750
Total:	750	-	-	-	-	-	-	-	750

Fund Appropriations / Allocations¹	LTD Actuals	2021 Revised	2022	2023	2024	2025	2026	2027	Total
Transportation Fund	750	-	-	-	-	-	-	-	750
Total:	750	-	-	-	-	-	-	-	750

O&M Impacts: This is a capital maintenance project that reduces the need for O&M by bringing assets to a new or like new condition.

Burke-Gilman Trail Extension

Project No:	MC-TR-C044	BSL Code:	BC-TR-19003
Project Type:	Discrete	BSL Name:	Mobility-Capital
Project Category:	New Facility	Location:	Various
Current Project Stage:	Stage 5 - Construction	Council District:	Council District 6
Start/End Date:	1995 - 2022	Neighborhood District:	Ballard
Total Project Cost:	\$37,172	Urban Village:	Ballard

This project extends the Burke-Gilman Trail from its current terminus at Eighth Avenue NW to Golden Gardens Park. The segment from Eighth Avenue NW to 11th Avenue NW was constructed in 2001. The Ballard Locks to NW 60th Street segment was constructed in 2005. The NW 60th Street to Golden Gardens segment was constructed in 2008. The "Missing Link" segment from 11th Avenue NW to the Ballard Locks was planned for construction in 2011 and 2012 but has been delayed due to ongoing litigation. Project completion is anticipated in 2024.

Resources	LTD Actuals	2021 Revised	2022	2023	2024	2025	2026	2027	Total
City Light Fund Revenues	1,486	586	-	-	-	-	-	-	2,073
Commercial Parking Tax	701	-	-	-	-	-	-	-	701
Drainage and Wastewater Rates	422	110	-	-	-	-	-	-	531
Federal Grant Funds	4,938	-	-	-	-	-	-	-	4,938
General Fund	672	-	-	-	-	-	-	-	672
King County Funds	2,676	(16)	-	-	-	-	-	-	2,660
King County Voter-Approved Levy	635	-	-	-	-	-	-	-	635
LTGO Bond Proceeds	1,118	-	-	-	-	-	-	-	1,118
Private Funding - Utilities	-	-	-	-	-	-	-	-	-
Private Funding/Donations	880	234	-	-	-	-	-	-	1,114
Real Estate Excise Tax II	1,723	-	-	-	-	-	-	-	1,723
State Gas Taxes - City Street Fund	918	-	-	-	-	-	-	-	918
Street Vacations - SVF	392	958	-	-	-	-	-	-	1,350
Surplus Property Sales	850	549	-	-	-	-	-	-	1,399
Trail and Open Space Levy	4,163	57	-	-	-	-	-	-	4,219
Transportation Funding Package - Business Transportation Tax	458	-	-	-	-	-	-	-	458
Transportation Funding Package - Lid Lift	2,548	-	-	-	-	-	-	-	2,548
Transportation Move Seattle Levy - Lid Lift	5,769	451	2,029	-	-	-	-	-	8,248
Vehicle Licensing Fees	1,643	-	-	-	-	-	-	-	1,643
Water Rates	241	(17)	-	-	-	-	-	-	224
Total:	32,232	2,911	2,029	-	-	-	-	-	37,172

¹Funds are appropriated through the Adopted Budget at the Budget Summary Level. All Amounts shown above are in thousands of dollars

Fund Appropriations / Allocations¹	LTD Actuals	2021 Revised	2022	2023	2024	2025	2026	2027	Total
2000 Parks Levy Fund	566	57	-	-	-	-	-	-	622
2008 Parks Levy Fund	3,597	-	-	-	-	-	-	-	3,597
2009 Multipurpose LTGO Bond Fund	734	-	-	-	-	-	-	-	734
Bridging The Gap Levy Fund	2,548	-	-	-	-	-	-	-	2,548
General Fund	672	-	-	-	-	-	-	-	672
Move Seattle Levy Fund	5,769	451	2,029	-	-	-	-	-	8,248
REET II Capital Fund	1,723	-	-	-	-	-	-	-	1,723
Transportation Benefit District Fund	1,643	-	-	-	-	-	-	-	1,643
Transportation Bond Fund	384	-	-	-	-	-	-	-	384
Transportation Fund	13,962	2,403	-	-	-	-	-	-	16,365
Unrestricted Cumulative Reserve Fund	635	-	-	-	-	-	-	-	635
Total:	32,232	2,911	2,029	-	-	-	-	-	37,172
Unsecured Funding:	LTD Actuals	2021 Revised	2022	2023	2024	2025	2026	2027	Total
To Be Determined	-	-	-	400	-	-	-	-	400
Total:	-	-	-	400	-	-	-	-	400

O&M Impacts: SDOT has individual project budgets for the maintenance of painted markings, signage, signals, bridges and roadway structures, urban forestry, and sidewalks and pavement; these budgets are constrained by the availability of transportation specific and general funds. The SDOT Asset Management website (<https://www.seattle.gov/transportation/about-sdot/asset-management>) provides unconstrained operational cost forecasting by asset type, typical lifecycle and average maintenance cost ranges.

¹Funds are appropriated through the Adopted Budget at the Budget Summary Level. All Amounts shown above are in thousands of dollars

Center City Gateway and South Michigan Street Intelligent Transportation Systems (ITS)

Project No:	MC-TR-C012	BSL Code:	BC-TR-19003
Project Type:	Discrete	BSL Name:	Mobility-Capital
Project Category:	Improved Facility	Location:	S Spokane ST/Western Ave/E Marginal Way/Stewart
Current Project Stage:	Stage 3 - Design	Council District:	Multiple
Start/End Date:	2015 - 2022	Neighborhood District:	Greater Duwamish
Total Project Cost:	\$15,210	Urban Village:	Not in an Urban Village

The project will install traffic cameras, upgraded signals, vehicle detection devices and fiber communication in the Center City Gateway ITS and South Michigan Street ITS projects. The project will also construct an ITS corridor along Denny Way between Western Ave and Stewart including traffic signal modifications and closed-circuit television cameras, a dynamic message sign and ADA compliant ramps. A robust and reliable Intelligent Transportation System ensures that all modes of transportation can move through the City in a safe and sustainable manner.

Resources	LTD Actuals	2021 Revised	2022	2023	2024	2025	2026	2027	Total
Developer Mitigation	914	474	-	-	-	-	-	-	1,388
Federal Grant Funds	3,071	2,162	-	-	-	-	-	-	5,234
Interdepartmental Transfer	-	-	-	-	-	-	-	-	-
Miscellaneous Grants or Donations	-	-	-	-	-	-	-	-	-
Partnership Funds	-	1,820	-	-	-	-	-	-	1,820
Street Vacations - SVF	1,234	66	-	-	-	-	-	-	1,300
Transportation Move Seattle Levy - Lid Lift	1,511	4,904	-	-	-	-	-	-	6,415
Total:	6,731	9,426	-	-	-	-	-	-	16,157
Fund Appropriations / Allocations ¹	LTD Actuals	2021 Revised	2022	2023	2024	2025	2026	2027	Total
Move Seattle Levy Fund	1,511	89	-	-	-	-	-	-	1,600
Transportation Fund	5,219	9,337	-	-	-	-	-	-	14,557
Total:	6,731	9,426	-	-	-	-	-	-	16,157

O&M Impacts: SDOT has individual project budgets for the maintenance of painted markings, signage, signals, bridges and roadway structures, urban forestry, and sidewalks and pavement; these budgets are constrained by the availability of transportation specific and general funds. The SDOT Asset Management website (<https://www.seattle.gov/transportation/about-sdot/asset-management>) provides unconstrained operational cost forecasting by asset type, typical lifecycle and average maintenance cost ranges.

¹Funds are appropriated through the Adopted Budget at the Budget Summary Level. All Amounts shown above are in thousands of dollars

Center City Streetcar Connector

Project No:	MC-TR-C040	BSL Code:	BC-TR-19003
Project Type:	Discrete	BSL Name:	Mobility-Capital
Project Category:	New Facility	Location:	Various
Current Project Stage:	Stage 3 - Design	Council District:	Council District 7
Start/End Date:	2012 - 2026	Neighborhood District:	Multiple
Total Project Cost:	\$237,369	Urban Village:	Multiple

The Center City Connector is a 1.27-mile segment of the Seattle Streetcar that will link the South Lake Union and First Hill Streetcar lines, creating a system that will connect over a dozen Seattle neighborhoods in Seattle's Center City. The project includes procurement of up to ten additional streetcars and design and construction of track and guideway; station shelters and platforms; overhead contact system; traction power substation; storage facility expansion; roadway and drainage; ADA curb ramps; curb space management; and urban streetscape.

An interfund loan of \$9,000,000 was passed in August 2019, allowing the project to progress to 30% design. In June 2020, the project was paused as part of the Citywide effort to mitigate revenue losses due to Covid-19

The project was put on indefinite pause in July 2020 in response to Citywide budget shortfalls caused by Covid-19

Resources	LTD Actuals	2021 Revised	2022	2023	2024	2025	2026	2027	Total
City Light Fund Revenues	805	4,447	-	-	-	-	-	-	5,251
Commercial Parking Tax	784	(284)	-	-	-	-	-	-	500
Drainage and Wastewater Rates	2,393	6,372	-	8,000	2,500	391	-	-	19,656
Federal Grant Funds	13,720	14,294	-	19,949	18,598	10,705	-	-	77,266
Interfund Loan	252	748	-	-	-	-	-	-	1,000
LTGO Bond Proceeds	4,701	-	-	-	-	-	-	-	4,701
Street Vacations - CRSU	1,500	-	-	-	-	-	-	-	1,500
Street Vacations - SVF	100	-	-	-	-	-	-	-	100
Surplus Property Sales	2,450	-	-	-	-	-	-	-	2,450
Transportation Funding Package - Lid Lift	1,375	-	-	-	-	-	-	-	1,375
Transportation Network Company Revenue	-	-	2,400	-	-	-	-	-	2,400
Vehicle Licensing Fees	3,968	-	-	-	-	-	-	-	3,968
Water Rates	13,694	(483)	-	8,000	2,500	400	-	-	24,111
Total:	45,742	25,094	2,400	35,949	23,598	11,496	-	-	144,279
Fund Appropriations / Allocations¹	LTD Actuals	2021 Revised	2022	2023	2024	2025	2026	2027	Total
2017 Multipurpose LTGO Bond Fund	4,701	-	-	-	-	-	-	-	4,701
Bridging The Gap Levy Fund	1,375	-	-	-	-	-	-	-	1,375
General Fund	-	-	2,400	-	-	-	-	-	2,400
Transportation Benefit District Fund	3,968	-	-	-	-	-	-	-	3,968
Transportation Fund	34,198	25,094	-	35,949	23,598	11,496	-	-	130,335
Unrestricted Cumulative Reserve Fund	1,500	-	-	-	-	-	-	-	1,500
Total:	45,742	25,094	2,400	35,949	23,598	11,496	-	-	144,279
Unsecured Funding:	LTD Actuals	2021 Revised	2022	2023	2024	2025	2026	2027	Total
To Be Determined	-	-	-	36,000	41,800	15,006	-	-	92,806
Total:	-	-	-	36,000	41,800	15,006	-	-	92,806

Unsecured Funding Strategy: SDOT will continue to work with the Mayor's office and City Council to determine the future of the project.

¹Funds are appropriated through the Adopted Budget at the Budget Summary Level. All Amounts shown above are in thousands of dollars
207

O&M Impacts: The Center City Connector would combine the two existing lines into a single Streetcar network. SDOT is currently working in collaboration with King County Metro on an operation plan for a single line. We expect to have an estimate of annual operating costs when the Center City Connector project reaches 30% design.

Debt Service - REET II

Project No:	MO-TR-D006	BSL Code:	BO-TR-18002
Project Type:	Debt Service	BSL Name:	General Expense
Project Category:	Rehabilitation or Restoration	Location:	N/A
Current Project Stage:	N/A	Council District:	Not Applicable
Start/End Date:	N/A	Neighborhood District:	Not in a Neighborhood District
Total Project Cost:		Urban Village:	Not in an Urban Village

The project funds REET debt service for portions of the following projects: Alaskan Way Viaduct/Seawall (MC-TR-C006), Alaskan Way Main Corridor (MC-TR-C072), West Seattle Bridge Immediate Response (MC-TR-C110), and Fremont Bridge Approaches (TC365790, no new Project ID because project completed prior to 2018).

Resources	LTD Actuals	2021 Revised	2022	2023	2024	2025	2026	2027	Total
Real Estate Excise Tax II	7,245	3,252	8,053	10,108	9,919	9,921	9,462	9,094	67,052
Total:	7,245	3,252	8,053	10,108	9,919	9,921	9,462	9,094	67,052
Fund Appropriations / Allocations ¹	LTD Actuals	2021 Revised	2022	2023	2024	2025	2026	2027	Total
REET II Capital Fund	7,245	3,252	8,053	10,108	9,919	9,921	9,462	9,094	67,052
Total:	7,245	3,252	8,053	10,108	9,919	9,921	9,462	9,094	67,052

O&M Impacts: NA

Delridge Way SW - RapidRide H Line

Project No:	MC-TR-C042	BSL Code:	BC-TR-19003
Project Type:	Discrete	BSL Name:	Mobility-Capital
Project Category:	Improved Facility	Location:	Delridge AVE
Current Project Stage:	Stage 5 - Construction	Council District:	Council District 1
Start/End Date:	2016 - 2021	Neighborhood District:	Delridge
Total Project Cost:	\$51,116	Urban Village:	Not in an Urban Village

This project improves pavement conditions, enhances safety, and improves traffic operation for all modes. The project will add transit lanes and improve transit speed and reliability. It includes protected bike lanes, sidewalk improvements, and amenities for walkers and transit riders along the corridor. It will streamline traffic operations and improve Multimodal connections between transit, freight, pedestrians and general-purpose vehicles.

Resources	LTD Actuals	2021 Revised	2022	2023	2024	2025	2026	2027	Total
City Light Fund Revenues	2,503	5,641	3,479	-	-	-	-	-	11,623
Drainage and Wastewater Rates	3,094	919	-	-	-	-	-	-	4,013
King County Funds	3,060	9,140	1,800	-	-	-	-	-	14,000
State Grant Funds	7,646	1,853	999	-	-	-	-	-	10,498
Transportation Move Seattle Levy - Lid Lift	5,113	1,818	2,569	-	-	-	-	-	9,499
Vehicle Licensing Fees	300	-	-	-	-	-	-	-	300
Water Rates	4,691	(2,691)	1,740	-	-	-	-	-	3,740
Total:	26,406	16,680	10,587	-	-	-	-	-	53,673
Fund Appropriations / Allocations¹	LTD Actuals	2021 Revised	2022	2023	2024	2025	2026	2027	Total
Move Seattle Levy Fund	5,082	1,849	2,569	-	-	-	-	-	9,499
Transportation Benefit District Fund	300	-	-	-	-	-	-	-	300
Transportation Fund	21,025	14,831	8,018	-	-	-	-	-	43,874
Total:	26,406	16,680	10,587	-	-	-	-	-	53,673

O&M Impacts: SDOT has individual project budgets for the maintenance of painted markings, signage, signals, bridges and roadway structures, urban forestry, and sidewalks and pavement; these budgets are constrained by the availability of transportation specific and general funds. The SDOT Asset Management website (<https://www.seattle.gov/transportation/about-sdot/asset-management>) provides unconstrained operational cost forecasting by asset type, typical lifecycle and average maintenance cost ranges.

¹Funds are appropriated through the Adopted Budget at the Budget Summary Level. All Amounts shown above are in thousands of dollars

Elliott Bay Seawall Project

Project No:	MC-TR-C014	BSL Code:	BC-TR-19002
Project Type:	Discrete	BSL Name:	Major Projects
Project Category:	Rehabilitation or Restoration	Location:	Alaskan WAY
Current Project Stage:	Stage 6 - Closeout	Council District:	Council District 7
Start/End Date:	2013 - 2017	Neighborhood District:	Downtown
Total Project Cost:	\$369,408	Urban Village:	Multiple

This project, created in 2013, is a critical public safety project to replace the existing seawall from S. Washington Street to Virginia Street with a structure that meets current safety and design standards. The project will also improve the nearshore ecosystem of Elliott Bay and provide opportunities for recreation and shoreline access. Costs incurred prior to 2013 are included in the Alaskan Way Viaduct Replacement project (MC-TR-C066).

Resources	LTD Actuals	2021 Revised	2022	2023	2024	2025	2026	2027	Total
Commercial Parking Tax	2,750	-	-	-	-	-	-	-	2,750
King County Funds	20,750	-	-	-	-	-	-	-	20,750
LTGO Bond Proceeds	40,515	19	-	-	-	-	-	-	40,534
Parking Garage Disposition Proceeds	9,312	-	-	-	-	-	-	-	9,312
Real Estate Excise Tax II	13,791	249	-	-	-	-	-	-	14,041
Seawall Levy	281,071	-	-	-	-	-	-	-	281,071
State Gas Taxes - City Street Fund	41	-	-	-	-	-	-	-	41
User Fees	10	-	-	-	-	-	-	-	10
Total:	368,240	268	-	-	-	-	-	-	368,508
Fund Appropriations / Allocations¹	LTD Actuals	2021 Revised	2022	2023	2024	2025	2026	2027	Total
2012 Multipurpose LTGO Bond Fund	2,800	-	-	-	-	-	-	-	2,800
2016 Multipurpose LTGO Bond Fund	8,727	14	-	-	-	-	-	-	8,741
2017 Multipurpose LTGO Bond Fund	27,187	1	-	-	-	-	-	-	27,188
2018 Multipurpose LTGO Bond Fund	302	-	-	-	-	-	-	-	302
2019 Multipurpose LTGO Bond Fund	1,499	3	-	-	-	-	-	-	1,502
Alaskan Way Seawall	825	-	-	-	-	-	-	-	825
Alaskan Way Seawall Const Fund	280,246	-	-	-	-	-	-	-	280,246
Garage Disposition Proceeds	9,312	1	-	-	-	-	-	-	9,313
REET II Capital Fund	13,791	249	-	-	-	-	-	-	14,041
Transportation Fund	23,551	-	-	-	-	-	-	-	23,551
Total:	368,240	268	-	-	-	-	-	-	368,508

O&M Impacts: SDOT has a capital project for the maintenance of the Elliott Bay Seawall, which is constrained by the availability of transportation specific and general funds. The SDOT Asset Management website (<https://www.seattle.gov/transportation/about-sdot/asset-management>) provides unconstrained operational cost forecasting by asset type, typical lifecycle and average maintenance cost ranges.

¹Funds are appropriated through the Adopted Budget at the Budget Summary Level. All Amounts shown above are in thousands of dollars

Fauntleroy Way SW Boulevard

Project No:	MC-TR-C046	BSL Code:	BC-TR-19003
Project Type:	Discrete	BSL Name:	Mobility-Capital
Project Category:	Improved Facility	Location:	Fauntleroy WAY SW/35th AVE SW/SW Alaska ST
Current Project Stage:	Stage 3 - Design	Council District:	Council District 1
Start/End Date:	2012 - 2022	Neighborhood District:	Southwest
Total Project Cost:	\$3,009	Urban Village:	West Seattle Junction

This project transforms Fauntleroy Way SW into a boulevard. The project elements include: a planted median, signature lighting fixtures, a protected bicycle facility, a pedestrian zone with sidewalks and planting areas including street trees, pedestrian lighting, potential stormwater infrastructure and art, as well as safety improvements for crossing movements for all modes. These safety improvements include bicycle and pedestrian crossings, signals, reconfigured intersections and bulbs, and pavement improvements. This project is on-hold pending Sound Transit decision on the West Seattle Extension alignment and does not have an expected Completion Date as a result.

Resources	LTD Actuals	2021 Revised	2022	2023	2024	2025	2026	2027	Total
Commercial Parking Tax	192	-	-	-	-	-	-	-	192
Real Estate Excise Tax I	71	-	-	-	-	-	-	-	71
Real Estate Excise Tax II	1,433	-	-	-	-	-	-	-	1,433
Rubble Yard Proceeds	250	-	-	-	-	-	-	-	250
Transportation Move Seattle Levy - Lid Lift	981	-	-	-	-	-	-	-	981
Total:	2,927	-	-	-	-	-	-	-	2,927
Fund Appropriations / Allocations¹	LTD Actuals	2021 Revised	2022	2023	2024	2025	2026	2027	Total
Move Seattle Levy Fund	981	-	-	-	-	-	-	-	981
REET I Capital Fund	71	-	-	-	-	-	-	-	71
REET II Capital Fund	1,433	-	-	-	-	-	-	-	1,433
Transportation Fund	442	-	-	-	-	-	-	-	442
Total:	2,927	-	-	-	-	-	-	-	2,927

O&M Impacts: Not applicable - project is on hold.

¹Funds are appropriated through the Adopted Budget at the Budget Summary Level. All Amounts shown above are in thousands of dollars

First Hill Streetcar

Project No:	MC-TR-C075	BSL Code:	BC-TR-19002
Project Type:	Discrete	BSL Name:	Major Projects
Project Category:	New Facility	Location:	Various
Current Project Stage:	Stage 6 - Closeout	Council District:	Council District 7
Start/End Date:	2009 - 2019	Neighborhood District:	Multiple
Total Project Cost:	\$140,701	Urban Village:	Multiple

This project constructs a modern, low-floor streetcar system connecting First Hill employment centers to the regional Link light rail system, including but not limited to the International District/Chinatown Station and the Capitol Hill Station (at Broadway and John Street). The system will provide reliable, frequent service with headways of approximately 10 minutes during peak periods.

Resources	LTD Actuals	2021 Revised	2022	2023	2024	2025	2026	2027	Total
Commercial Parking Tax	2,544	12	-	-	-	-	-	-	2,556
Property Sales and Interest Earnings	4,698	-	-	-	-	-	-	-	4,698
Sound Transit Funds	132,181	-	-	-	-	-	-	-	132,181
Street Vacations - SVF	1,266	-	-	-	-	-	-	-	1,266
Total:	140,689	12	-	-	-	-	-	-	140,701
Fund Appropriations / Allocations¹	LTD Actuals	2021 Revised	2022	2023	2024	2025	2026	2027	Total
Transportation Fund	140,689	12	-	-	-	-	-	-	140,701
Total:	140,689	12	-	-	-	-	-	-	140,701

O&M Impacts: The First Hill Streetcar line opened in February 2016. For more information related to O&M impacts, please refer to Semi-Annual Streetcar Operations Reports.

¹Funds are appropriated through the Adopted Budget at the Budget Summary Level. All Amounts shown above are in thousands of dollars

Fortson Square Redesign Implementation

Project No:	MC-TR-C104	BSL Code:	BC-TR-19003
Project Type:	Discrete	BSL Name:	Mobility-Capital
Project Category:	Improved Facility	Location:	Yesler Way and 2nd Ave Ext S
Current Project Stage:	Stage 3 - Design	Council District:	Council District 7
Start/End Date:	2020 - 2021	Neighborhood District:	Downtown
Total Project Cost:	\$400	Urban Village:	Downtown

This project reconstructs Fortson Square to promote more public use of the right-of-way at this public plaza. The project would be coordinated with the adjoining Chief Seattle Club renovation.

Resources	LTD Actuals	2021 Revised	2022	2023	2024	2025	2026	2027	Total
CRS Misc Revenues	-	-	250	-	-	-	-	-	250
General Fund	26	(26)	-	-	-	-	-	-	-
Real Estate Excise Tax II	-	396	-	-	-	-	-	-	396
Transportation Network Company Revenue	-	4	400	-	-	-	-	-	404
Total:	26	374	650	-	-	-	-	-	1,050
Fund Appropriations / Allocations¹	LTD Actuals	2021 Revised	2022	2023	2024	2025	2026	2027	Total
General Fund	26	(22)	400	-	-	-	-	-	404
REET II Capital Fund	-	396	-	-	-	-	-	-	396
Unrestricted Cumulative Reserve Fund	-	-	250	-	-	-	-	-	250
Total:	26	374	650	-	-	-	-	-	1,050

O&M Impacts:

¹Funds are appropriated through the Adopted Budget at the Budget Summary Level. All Amounts shown above are in thousands of dollars

Freight Spot Improvement Program

Project No:	MC-TR-C047	BSL Code:	BC-TR-19003
Project Type:	Ongoing	BSL Name:	Mobility-Capital
Project Category:	Improved Facility	Location:	Citywide
Current Project Stage:	N/A	Council District:	Multiple
Start/End Date:	N/A	Neighborhood District:	Multiple
Total Project Cost:	N/A	Urban Village:	Multiple

This project includes small scale mobility improvements to the City's street system to improve connections between port facilities, railroad intermodal yards, industrial businesses, the regional highway system, and the first and last miles in the supply chain. Project types include turning radius adjustments, channelization changes, left-turn improvements, and signage to direct freight to destinations and alert drivers to steep grades or sharp turns.

Resources	LTD Actuals	2021 Revised	2022	2023	2024	2025	2026	2027	Total
Interdepartmental Transfer	-	1	(2)	-	-	-	-	-	(1)
Port of Seattle Funds	820	7,129	-	-	-	-	-	-	7,949
Real Estate Excise Tax II	127	-	-	-	-	-	-	-	127
Rubble Yard Proceeds	892	-	-	-	-	-	-	-	892
Seattle Voter-Approved Levy	514	-	-	-	-	-	-	-	514
Sound Transit Funds	-	80	-	-	-	-	-	-	80
State Gas Taxes - City Street Fund	1,505	(3)	-	-	-	-	-	-	1,502
State Grant Funds	11	-	-	-	-	-	-	-	11
Street Vacations - SVF	236	20	-	-	-	-	-	-	256
Transportation Move Seattle Levy - Lid Lift	6,137	1,614	1,636	1,930	1,514	-	-	-	12,832
Transportation Network Company Revenue	-	200	-	-	-	-	-	-	200
Total:	10,242	9,041	1,634	1,930	1,514	-	-	-	24,362
Fund Appropriations / Allocations¹	LTD Actuals	2021 Revised	2022	2023	2024	2025	2026	2027	Total
General Fund	-	200	-	-	-	-	-	-	200
Move Seattle Levy Fund	6,651	1,614	1,636	1,930	1,514	-	-	-	13,346
REET II Capital Fund	127	-	-	-	-	-	-	-	127
Transportation Fund	3,464	7,227	(2)	-	-	-	-	-	10,689
Total:	10,242	9,041	1,634	1,930	1,514	-	-	-	24,362
Unsecured Funding:	LTD Actuals	2021 Revised	2022	2023	2024	2025	2026	2027	Total
To Be Determined	-	-	-	-	-	1,500	1,622	1,663	4,785
Total:	-	-	-	-	-	1,500	1,622	1,663	4,785

Unsecured Funding Strategy: Funding for this program beyond 2024 is dependent upon a future voter approved levy.

O&M Impacts: This is a capital maintenance project that reduces the need for O&M by improving asset condition.

¹Funds are appropriated through the Adopted Budget at the Budget Summary Level. All Amounts shown above are in thousands of dollars

Georgetown to South Park Trail

Project No:	MC-TR-C096	BSL Code:	BC-TR-19003
Project Type:	Discrete	BSL Name:	Mobility-Capital
Project Category:	New Facility	Location:	Various
Current Project Stage:	Stage 2 - Initiation, Project Definition, & Planning	Council District:	Multiple
Start/End Date:	2018 - 2021	Neighborhood District:	Greater Duwamish
Total Project Cost:	\$7,056	Urban Village:	South Park

This project will create a walkable, bikeable path uniting the Georgetown and South Park neighborhoods. The path will enhance walkability between Georgetown and South Park's historic Main Streets. Funding covers preliminary engineering, design, and outreach.

Resources	LTD Actuals	2021 Revised	2022	2023	2024	2025	2026	2027	Total
Commercial Parking Tax	469	131	-	-	-	-	-	-	600
Federal Grant Funds	-	1,500	-	-	-	-	-	-	1,500
Real Estate Excise Tax I	-	911	4,289	-	-	-	-	-	5,200
Total:	469	2,542	4,289	-	-	-	-	-	7,300
Fund Appropriations / Allocations¹	LTD Actuals	2021 Revised	2022	2023	2024	2025	2026	2027	Total
REET I Capital Fund	-	911	4,289	-	-	-	-	-	5,200
Transportation Fund	469	1,631	-	-	-	-	-	-	2,100
Total:	469	2,542	4,289	-	-	-	-	-	7,300
Unsecured Funding:	LTD Actuals	2021 Revised	2022	2023	2024	2025	2026	2027	Total
To Be Determined	-	-	-	1,800	-	-	-	-	1,800
Total:	-	-	-	1,800	-	-	-	-	1,800

Unsecured Funding Strategy: Current funding provides for preliminary engineering, design and outreach. SDOT will evaluate the project for future funding opportunities following the preliminary planning and design phase.

O&M Impacts: SDOT has individual project budgets for the maintenance of painted markings, signage, signals, bridges and roadway structures, urban forestry, and sidewalks and pavement; these budgets are constrained by the availability of transportation specific and general funds. The SDOT Asset Management website (<https://www.seattle.gov/transportation/about-sdot/asset-management>) provides unconstrained operational cost forecasting by asset type, typical lifecycle and average maintenance cost ranges.

¹Funds are appropriated through the Adopted Budget at the Budget Summary Level. All Amounts shown above are in thousands of dollars

Graham Street Station

Project No:	MC-TR-C082	BSL Code:	BC-TR-19003
Project Type:	Discrete	BSL Name:	Mobility-Capital
Project Category:	Improved Facility	Location:	MLK between Graham and Morgan
Current Project Stage:	Stage 2 - Initiation, Project Definition, & Planning	Council District:	Council District 2
Start/End Date:	2016 - 2024	Neighborhood District:	Southeast
Total Project Cost:	\$10,000	Urban Village:	Columbia City

This project funds the City's portion of an infill light rail station on the Sound Transit Central Link line near Martin Luther King Jr. Way South at South Graham Street, between the existing Columbia City and Othello Stations. The station would be in the northern portion of the MLK at Holly St Residential Urban Village. Funding from the Move Seattle Levy package is used to leverage a future partnership with Sound Transit.

Resources	LTD Actuals	2021 Revised	2022	2023	2024	2025	2026	2027	Total
Transportation Move Seattle Levy - Lid Lift	-	5	-	-	-	-	-	-	5
Total:	-	5	-	-	-	-	-	-	5
Fund Appropriations / Allocations ¹	LTD Actuals	2021 Revised	2022	2023	2024	2025	2026	2027	Total
Move Seattle Levy Fund	-	5	-	-	-	-	-	-	5
Total:	-	5	-	-	-	-	-	-	5
Unsecured Funding:	LTD Actuals	2021 Revised	2022	2023	2024	2025	2026	2027	Total
To Be Determined	-	-	-	-	-	9,995	-	-	9,995
Total:	-	-	-	-	-	9,995	-	-	9,995

O&M Impacts: This project provides SDOT support to Sound Transit, who will own the light rail asset. SDOT has individual project budgets for the maintenance of painted markings, signage, signals, bridges and roadway structures, urban forestry, and sidewalks and pavement; these budgets are constrained by the availability of transportation specific and general funds. The SDOT Asset Management website (<https://www.seattle.gov/transportation/about-sdot/asset-management>) provides unconstrained operational cost forecasting by asset type, typical lifecycle and average maintenance cost ranges.

Hazard Mitigation Program - Areaways

Project No:	MC-TR-C035	BSL Code:	BC-TR-19001
Project Type:	Ongoing	BSL Name:	Major Maintenance/Replacement
Project Category:	Rehabilitation or Restoration	Location:	Various
Current Project Stage:	N/A	Council District:	Multiple
Start/End Date:	N/A	Neighborhood District:	Downtown
Total Project Cost:	N/A	Urban Village:	Pioneer Square

This ongoing asset preservation program funds ongoing inspection and repair/reconstruction of areaways to reduce risks to City facilities and the general public. Areaways are usable space, generally in the street right-of-way, constructed under sidewalks between the building foundation and street wall. Typical improvements may include, but are not limited to, repairs to the existing areaway and/or filling the areaway in order to eliminate the asset. Currently the program is conducting a comprehensive evaluation of areaways, specifically within the Pioneer Square District, where load restrictions are currently put in place along the curb lane in order to manage the public risk associated with collapse of the areaway retaining walls.

Resources	LTD Actuals	2021 Revised	2022	2023	2024	2025	2026	2027	Total
City Light Fund Revenues	19	-	-	-	-	-	-	-	19
Federal Grant Funds	862	(147)	-	-	-	-	-	-	715
General Fund	240	-	-	-	-	-	-	-	240
Interdepartmental Transfer	-	-	-	-	-	-	-	-	-
Private Funding/Donations	10	-	-	-	-	-	-	-	10
Real Estate Excise Tax II	5,908	1,128	680	343	404	343	-	-	8,806
State Gas Taxes - Arterial City Street Fund	-	-	-	-	-	-	-	-	-
State Gas Taxes - City Street Fund	216	-	57	59	-	63	-	-	395
State Grant Funds	144	147	-	-	-	-	-	-	291
Street Vacations - SVF	-	56	-	-	-	-	-	-	56
Total:	7,399	1,184	737	402	404	406	-	-	10,532
Fund Appropriations / Allocations¹	LTD Actuals	2021 Revised	2022	2023	2024	2025	2026	2027	Total
General Fund	240	-	-	-	-	-	-	-	240
REET II Capital Fund	5,908	1,128	680	343	404	343	-	-	8,806
Transportation Fund	1,251	56	57	59	-	63	-	-	1,486
Total:	7,399	1,184	737	402	404	406	-	-	10,532
Unsecured Funding:	LTD Actuals	2021 Revised	2022	2023	2024	2025	2026	2027	Total
To Be Determined	-	-	-	-	-	-	240	246	486
Total:	-	-	-	-	-	-	240	246	486

O&M Impacts: This is a capital maintenance project that reduces the need for O&M by improving asset condition.

¹Funds are appropriated through the Adopted Budget at the Budget Summary Level. All Amounts shown above are in thousands of dollars

Hazard Mitigation Program - Landslide Mitigation Projects

Project No:	MC-TR-C015	BSL Code:	BC-TR-19001
Project Type:	Ongoing	BSL Name:	Major Maintenance/Replacement
Project Category:	Rehabilitation or Restoration	Location:	Various
Current Project Stage:	N/A	Council District:	Multiple
Start/End Date:	N/A	Neighborhood District:	Multiple
Total Project Cost:	N/A	Urban Village:	Not in an Urban Village

This project enables SDOT to address and repair landslide concerns that affect the right-of-way. The Landslide Mitigation Program provides SDOT with staff and resources to identify and prioritize landslide concerns, to undertake reconnaissance engineering and geotechnical studies of problem areas, and to make repairs at the highest priority locations, usually where landslide concerns have caused the roadway to be partially or completely closed.

Resources	LTD Actuals	2021 Revised	2022	2023	2024	2025	2026	2027	Total
Drainage and Wastewater Rates	49	-	-	-	-	-	-	-	49
Emergency Subfund Revenues	395	-	-	-	-	-	-	-	395
Federal Grant Funds	1,301	-	-	-	-	-	-	-	1,301
General Fund	1	-	-	-	-	-	-	-	1
Private Funding/Donations	22	-	-	-	-	-	-	-	22
Real Estate Excise Tax II	8,529	24	311	471	502	200	200	200	10,437
State Gas Taxes - Arterial City Street Fund	-	-	-	(61)	-	-	318	326	582
State Gas Taxes - City Street Fund	1,510	822	61	-	-	310	-	-	2,704
Street Vacations - SVF	-	282	-	-	-	-	-	-	282
User Fees	1,170	54	-	-	-	-	-	-	1,225
Total:	12,978	1,183	372	409	502	510	518	526	16,998
Fund Appropriations / Allocations¹	LTD Actuals	2021 Revised	2022	2023	2024	2025	2026	2027	Total
Emergency Fund	395	-	-	-	-	-	-	-	395
General Fund	1	-	-	-	-	-	-	-	1
REET II Capital Fund	8,529	24	311	471	502	200	200	200	10,437
Transportation Fund	4,053	1,159	61	(61)	-	310	318	326	6,166
Total:	12,978	1,183	372	409	502	510	518	526	16,998

O&M Impacts: This is a capital maintenance project that reduces the need for O&M by improving asset condition.

¹Funds are appropriated through the Adopted Budget at the Budget Summary Level. All Amounts shown above are in thousands of dollars

Heavy Haul Network Program - East Marginal Way

Project No:	MC-TR-C090	BSL Code:	BC-TR-19003
Project Type:	Discrete	BSL Name:	Mobility-Capital
Project Category:	Improved Facility	Location:	E Marginal WAY
Current Project Stage:	Stage 3 - Design	Council District:	Multiple
Start/End Date:	2016 - 2027	Neighborhood District:	Greater Duwamish
Total Project Cost:	\$60,237	Urban Village:	Not in an Urban Village

This program supports freight mobility by funding roadway improvements on the Heavy Haul Network (Ordinance 124890) to meet the needs of freight transported on our streets between Port facilities, rail yards, and industrial businesses. The initial project under this Program is the E Marginal Way Corridor Improvement project, which will be a multi-phase project. Phase I constructs a separated bicycle/pedestrian facility between S Atlantic St and Spokane St. Phase II includes roadway reconstruction, signal and ITS enhancements and safety measures to reduce conflicts between freight and non-motorized users. The Port of Seattle, through Memorandum of Understanding, is to provide partnership funding.

Note: The project title changed from "Heavy Haul Network Program" to "Heavy Haul Network Program - East Marginal Way"

Resources	LTD Actuals	2021 Revised	2022	2023	2024	2025	2026	2027	Total
Drainage and Wastewater Rates	93	51	-	-	-	-	-	-	144
Federal Grant Funds	2,498	3,502	-	-	-	-	-	-	6,000
Interdepartmental Transfer	-	-	-	-	-	-	-	-	-
Port of Seattle Funds	50	-	-	-	-	-	-	-	50
State Grant Funds	201	4,299	1,500	2,000	1,100	-	-	-	9,100
Transportation Move Seattle Levy - Lid Lift	1,435	620	750	3,698	-	-	-	-	6,503
Water Rates	486	276	-	-	-	-	-	-	762
Total:	4,764	8,748	2,250	5,698	1,100	-	-	-	22,560
Fund Appropriations / Allocations¹	LTD Actuals	2021 Revised	2022	2023	2024	2025	2026	2027	Total
Move Seattle Levy Fund	1,455	599	750	3,698	-	-	-	-	6,502
Transportation Fund	3,309	8,148	1,500	2,000	1,100	-	-	-	16,057
Total:	4,764	8,748	2,250	5,698	1,100	-	-	-	22,560
Unsecured Funding:	LTD Actuals	2021 Revised	2022	2023	2024	2025	2026	2027	Total
To Be Determined	-	-	-	3,100	9,000	22,937	4,650	-	39,688
Total:	-	-	-	3,100	9,000	22,937	4,650	-	39,688

Unsecured Funding Strategy: SDOT plans to pursue a \$20M federal RAISE grant and anticipates a \$5.5M contribution from the Port of Seattle. SDOT is reviewing funding options for the remaining.

O&M Impacts: This is a capital maintenance project that reduces the need for O&M by improving asset condition. Since it also builds new assets, SDOT has individual project budgets for the maintenance of painted markings, signage, signals, bridges and roadway structures, urban forestry, and sidewalks and pavement; these budgets are constrained by the availability of transportation specific and general funds. The SDOT Asset Management website (<https://www.seattle.gov/transportation/about-sdot/asset-management>) provides unconstrained operational cost forecasting by asset type, typical lifecycle and average maintenance cost ranges.

¹Funds are appropriated through the Adopted Budget at the Budget Summary Level. All Amounts shown above are in thousands of dollars

Highland Park Intersection Improvements

Project No:	MC-TR-C100	BSL Code:	BC-TR-19003
Project Type:	Discrete	BSL Name:	Mobility-Capital
Project Category:	Improved Facility	Location:	Highland Park Way SW and SW Holden ST
Current Project Stage:	Stage 2 - Initiation, Project Definition, & Planning	Council District:	Council District 1
Start/End Date:	2019 - 2022	Neighborhood District:	Southwest
Total Project Cost:	\$4,100	Urban Village:	Not in an Urban Village

This project would mitigate collision and congestion issues at the intersection of Highland Park Way SW and SW Holden St. There are currently two alternatives being considered for this work. One alternative would be installing a new traffic signals, sidewalks, curb ramps and marked crosswalks. SDOT estimates the cost of this alternative at \$3M. The other alternative would install a roundabout at this intersection. After advancing design of the roundabout, we now know that significant grading is needed to accommodate the roundabout and avoid new safety issues. This has pushed the cost estimate to \$7.3M. The name of this project has been changed from Highland Park Roundabout to Highland Park Intersection Improvements. The name change occurred as part of the second quarter 2019 Supplemental Amendment-Attachment A.

Resources	LTD Actuals	2021 Revised	2022	2023	2024	2025	2026	2027	Total
LTGO Bond Proceeds	-	521	979	-	-	-	-	-	1,500
Multimodal Funds	-	-	954	-	-	-	-	-	954
Real Estate Excise Tax II	-	-	546	-	-	-	-	-	546
State Gas Taxes - City Street Fund	457	43	-	-	-	-	-	-	500
Transportation Move Seattle Levy - Lid Lift	383	217	-	-	-	-	-	-	600
Total:	840	781	2,479	-	-	-	-	-	4,100
Fund Appropriations / Allocations ¹	LTD Actuals	2021 Revised	2022	2023	2024	2025	2026	2027	Total
2021 West Seattle Bridge Repair LTGO Bond Fund	-	521	979	-	-	-	-	-	1,500
Move Seattle Levy Fund	383	217	-	-	-	-	-	-	600
REET II Capital Fund	-	-	546	-	-	-	-	-	546
Transportation Fund	457	43	954	-	-	-	-	-	1,454
Total:	840	781	2,479	-	-	-	-	-	4,100

O&M Impacts: SDOT has individual project budgets for the maintenance of painted markings, signage, signals, bridges and roadway structures, urban forestry, and sidewalks and pavement; these budgets are constrained by the availability of transportation specific and general funds. The SDOT Asset Management website (<https://www.seattle.gov/transportation/about-sdot/asset-management>) provides unconstrained operational cost forecasting by asset type, typical lifecycle and average maintenance cost ranges.

¹Funds are appropriated through the Adopted Budget at the Budget Summary Level. All Amounts shown above are in thousands of dollars

King Street Station Tenant Improvements

Project No:	MC-TR-C049	BSL Code:	BC-TR-19003
Project Type:	Discrete	BSL Name:	Mobility-Capital
Project Category:	Improved Facility	Location:	301 S Jackson ST
Current Project Stage:	Stage 6 - Closeout	Council District:	Council District 2
Start/End Date:	2016 - 2019	Neighborhood District:	Downtown
Total Project Cost:	\$5,478	Urban Village:	Pioneer Square

This project will make tenant improvements to King Street Station to make uninhabited spaces ready for occupation. Tenant improvements will include installation of HVAC and electrical connections, bathrooms, office space, finishes, and restoration of historic areas. The tenant improvements will incorporate features consistent with the City's Sustainable Building Policy and the full restoration and rehabilitation of the building, which was completed by SDOT in 2013.

Resources	LTD Actuals	2021 Revised	2022	2023	2024	2025	2026	2027	Total
Interdepartmental Transfer	247	3	-	-	-	-	-	-	250
LTGO Bond Proceeds	4,400	-	-	-	-	-	-	-	4,400
Real Estate Excise Tax I	828	-	-	-	-	-	-	-	828
Total:	5,475	3	-	-	-	-	-	-	5,478
Fund Appropriations / Allocations¹	LTD Actuals	2021 Revised	2022	2023	2024	2025	2026	2027	Total
2018 LTGO Taxable Bond Fund	4,400	-	-	-	-	-	-	-	4,400
REET I Capital Fund	828	-	-	-	-	-	-	-	828
Transportation Fund	247	3	-	-	-	-	-	-	250
Total:	5,475	3	-	-	-	-	-	-	5,478

O&M Impacts: Not applicable - does not create new assets.

¹Funds are appropriated through the Adopted Budget at the Budget Summary Level. All Amounts shown above are in thousands of dollars

Lynnwood Link Extension

Project No:	MC-TR-C089	BSL Code:	BC-TR-19003
Project Type:	Ongoing	BSL Name:	Mobility-Capital
Project Category:	New Facility	Location:	Northgate
Current Project Stage:	N/A	Council District:	Council District 5
Start/End Date:	N/A	Neighborhood District:	Northeast
Total Project Cost:	N/A	Urban Village:	Northgate

This project provides design review, permitting, and construction support services for the Sound Transit Lynnwood Link Extension project. It builds four new light rail stations and will extend the connection from Northgate to Lynnwood.

Resources	LTD Actuals	2021 Revised	2022	2023	2024	2025	2026	2027	Total
Partnership Funds	-	-	-	-	-	-	-	-	-
Sound Transit Funds	224	205	70	70	65	-	-	-	634
Total:	224	205	70	70	65	-	-	-	634

Fund Appropriations / Allocations ¹	LTD Actuals	2021 Revised	2022	2023	2024	2025	2026	2027	Total
Transportation Fund	224	205	70	70	65	-	-	-	634
Total:	224	205	70	70	65	-	-	-	634

O&M Impacts: This project provides SDOT support to Sound Transit, who will own the light rail asset. SDOT has individual project budgets for the maintenance of painted markings, signage, signals, bridges and roadway structures, urban forestry, and sidewalks and pavement; these budgets are constrained by the availability of transportation specific and general funds. The SDOT Asset Management website (<https://www.seattle.gov/transportation/about-sdot/asset-management>) provides unconstrained operational cost forecasting by asset type, typical lifecycle and average maintenance cost ranges.

Madison BRT - RapidRide G Line

Project No:	MC-TR-C051	BSL Code:	BC-TR-19003
Project Type:	Discrete	BSL Name:	Mobility-Capital
Project Category:	New Facility	Location:	Madison ST/Alaskan Way/Martin Luther King Junior W
Current Project Stage:	Stage 3 - Design	Council District:	Council District 3
Start/End Date:	2013 - 2024	Neighborhood District:	Multiple
Total Project Cost:	\$134,724	Urban Village:	Multiple

This project will include concept design and environmental review of high-capacity transit and multimodal improvements in the Madison corridor between Alaskan Way and Martin Luther King Jr. Way, connecting the Central Area with the First Hill, Downtown, and Waterfront neighborhoods. The project is identified as a priority in the Transit Master Plan. The purpose is to improve transit capacity, travel time, reliability, connectivity, comfort, visibility, and legibility in the Madison corridor.

Note: The project title is changing from "Madison Street Bus Rapid Transit" to "Madison BRT - RapidRide G Line"

Resources	LTD Actuals	2021 Revised	2022	2023	2024	2025	2026	2027	Total
City Light Fund Revenues	-	2,749	-	-	-	-	-	-	2,749
Drainage and Wastewater Rates	171	11,047	-	-	-	-	-	-	11,218
Federal Grant Funds	4,860	73,053	2,535	-	-	-	-	-	80,447
Interdepartmental Transfer	9	-	-	-	-	-	-	-	9
King County Funds	150	3,463	-	-	-	-	-	-	3,613
Misc Future Revenue/Grants	-	-	-	-	-	-	-	-	-
Miscellaneous Revenues	-	100	-	-	-	-	-	-	100
Partnership Funds	-	-	-	6,282	1,000	-	-	-	7,282
Real Estate Excise Tax II	150	-	-	-	-	-	-	-	150
Sound Transit Funds	-	15,512	12,988	-	-	-	-	-	28,500
State Grant Funds	-	5,090	-	-	-	-	-	-	5,090
Transportation Funding Package - Lid Lift	1,710	-	-	-	-	-	-	-	1,710
Transportation Move Seattle Levy - Lid Lift	15,664	1,335	-	-	2,918	-	-	-	19,917
Vehicle Licensing Fees	1,000	-	-	-	-	-	-	-	1,000
Total:	23,714	112,348	15,523	6,282	3,918	-	-	-	161,785
Fund Appropriations / Allocations ¹	LTD Actuals	2021 Revised	2022	2023	2024	2025	2026	2027	Total
Bridging The Gap Levy Fund	1,710	-	-	-	-	-	-	-	1,710
Move Seattle Levy Fund	15,312	1,687	-	-	2,918	-	-	-	19,917
REET II Capital Fund	150	-	-	-	-	-	-	-	150
Transportation Benefit District Fund	1,000	-	-	-	-	-	-	-	1,000
Transportation Fund	5,542	110,661	15,523	6,282	1,000	-	-	-	139,008
Total:	23,714	112,348	15,523	6,282	3,918	-	-	-	161,785

O&M Impacts: SDOT has individual project budgets for the maintenance of painted markings, signage, signals, bridges and roadway structures, urban forestry, and sidewalks and pavement; these budgets are constrained by the availability of transportation specific and general funds. The SDOT Asset Management website (<https://www.seattle.gov/transportation/about-sdot/asset-management>) provides unconstrained operational cost forecasting by asset type, typical lifecycle and average maintenance cost ranges.

¹Funds are appropriated through the Adopted Budget at the Budget Summary Level. All Amounts shown above are in thousands of dollars

Magnolia Bridge Replacement Project

Project No:	MC-TR-C083	BSL Code:	BC-TR-19002
Project Type:	Discrete	BSL Name:	Major Projects
Project Category:	New Facility	Location:	15th Ave NW and Magnolia Way W.
Current Project Stage:	Stage 1 - Pre-Project Development	Council District:	Council District 7
Start/End Date:		Neighborhood District:	Magnolia/Queen Anne
Total Project Cost:	\$10,030	Urban Village:	Ballard-Interbay Northend

The environmental analysis for replacing this bridge evaluated several possible alternatives including rehabilitation of the existing structure. In 2007, an environmental assessment was published and described the preferred alternative, a new bridge south of and adjacent to the existing bridge. The Type, Size, and Location (TS&L) Report was completed in 2007, selecting a concrete box girder supported on flared columns as the appropriate structure type for this new bridge. The Levy to Move Seattle provided limited funds to conduct a plan study that would evaluate a more cost effective alternative than a "1-to-1" replacement. Even with the reduced cost for pursuing an alternative option than a full replacement, total project cost and a funding strategy to move the project forward is unclear. The project is currently on hold.

Resources	LTD Actuals	2021 Revised	2022	2023	2024	2025	2026	2027	Total
Commercial Parking Tax	211	-	-	-	-	-	-	-	211
Federal Grant Funds	8,950	-	-	-	-	-	-	-	8,950
General Fund	53	-	-	-	-	-	-	-	53
Real Estate Excise Tax II	348	-	-	-	-	-	-	-	348
State Gas Taxes - City Street Fund	113	-	-	-	-	-	-	-	113
Street Vacations - SVF	40	-	-	-	-	-	-	-	40
Transportation Funding Package - Business Transportation Tax	84	-	-	-	-	-	-	-	84
Transportation Funding Package - Lid Lift	131	-	-	-	-	-	-	-	131
Vehicle Licensing Fees	100	-	-	-	-	-	-	-	100
Total:	10,030	-	-	-	-	-	-	-	10,030
Fund Appropriations / Allocations ¹	LTD Actuals	2021 Revised	2022	2023	2024	2025	2026	2027	Total
Bridging The Gap Levy Fund	131	-	-	-	-	-	-	-	131
General Fund	53	-	-	-	-	-	-	-	53
REET II Capital Fund	348	-	-	-	-	-	-	-	348
Transportation Benefit District Fund	100	-	-	-	-	-	-	-	100
Transportation Fund	9,398	-	-	-	-	-	-	-	9,398
Total:	10,030	-	-	-	-	-	-	-	10,030

O&M Impacts: This is a capital maintenance project that reduces the need for O&M by bringing assets to a new or like new condition.

¹Funds are appropriated through the Adopted Budget at the Budget Summary Level. All Amounts shown above are in thousands of dollars

Market to MOHAI

Project No:	MC-TR-C095	BSL Code:	BC-TR-19003
Project Type:	Discrete	BSL Name:	Mobility-Capital
Project Category:	Improved Facility	Location:	Western Ave
Current Project Stage:	Stage 3 - Design	Council District:	Council District 7
Start/End Date:	2018 - 2020	Neighborhood District:	Downtown
Total Project Cost:	\$504	Urban Village:	Downtown

The Market to MOHAI project will include pedestrian improvements on Western Ave, Bell Street, and Westlake Ave N. These improvements could include street lighting, sidewalk paving markers, wayfinding markers, and other improvements.

Resources	LTD Actuals	2021 Revised	2022	2023	2024	2025	2026	2027	Total
General Fund	4	(4)	-	-	-	-	-	-	-
Real Estate Excise Tax II	604	1	-	-	-	-	-	-	604
Transportation Network Company Revenue	-	4	-	-	-	-	-	-	4
Total:	608	1	-	-	-	-	-	-	608
Fund Appropriations / Allocations ¹	LTD Actuals	2021 Revised	2022	2023	2024	2025	2026	2027	Total
General Fund	4	-	-	-	-	-	-	-	4
REET II Capital Fund	604	1	-	-	-	-	-	-	604
Total:	608	1	-	-	-	-	-	-	608

O&M Impacts: SDOT has individual project budgets for the maintenance of painted markings, signage, signals, bridges and roadway structures, urban forestry, and sidewalks and pavement; these budgets are constrained by the availability of transportation specific and general funds. The SDOT Asset Management website (<https://www.seattle.gov/transportation/about-sdot/asset-management>) provides unconstrained operational cost forecasting by asset type, typical lifecycle and average maintenance cost ranges.

¹Funds are appropriated through the Adopted Budget at the Budget Summary Level. All Amounts shown above are in thousands of dollars

Mercer Corridor Project West Phase

Project No:	MC-TR-C017	BSL Code:	BC-TR-19002
Project Type:	Discrete	BSL Name:	Major Projects
Project Category:	New Facility	Location:	Mercer ST/Elliott AVE W/Dexter AVE N
Current Project Stage:	Stage 6 - Closeout	Council District:	Council District 7
Start/End Date:	2010 - 2020	Neighborhood District:	Multiple
Total Project Cost:	\$88,610	Urban Village:	Multiple

This project converts Mercer Street to a two-way street between Dexter Ave and Elliott Ave West. The Mercer underpass at Aurora Ave will be widened to allow for six travel lanes and a bicycle/pedestrian shared use path between Dexter Ave and 5th Ave North. Roy Street, between Fifth Ave N and Queen Anne Ave, will also be converted to a two-way street with on-road bicycle lanes.

Resources	LTD Actuals	2021 Revised	2022	2023	2024	2025	2026	2027	Total
City Light Fund Revenues	5,998	-	-	-	-	-	-	-	5,998
Commercial Parking Tax	1,249	-	-	-	-	-	-	-	1,249
Drainage and Wastewater Rates	1,034	-	-	-	-	-	-	-	1,034
Federal ARRA Funds: FHWA Highway Infrastructure Investment	14,000	-	-	-	-	-	-	-	14,000
Federal Grant Funds	8,098	-	-	-	-	-	-	-	8,098
King County Funds	1,014	-	-	-	-	-	-	-	1,014
LTGO Bond Proceeds	30,210	-	-	-	-	-	-	-	30,210
Partnership - WSDOT	2,049	-	-	-	-	-	-	-	2,049
Partnership Funds	345	-	-	-	-	-	-	-	345
Private Funding/Donations	1,180	-	-	-	-	-	-	-	1,180
State Grant Funds	3,312	-	-	-	-	-	-	-	3,312
Street Vacations - CRSU	1,946	60	-	-	-	-	-	-	2,006
Surplus Property Sales	17,410	-	-	-	-	-	-	-	17,410
Water Rates	705	-	-	-	-	-	-	-	705
Total:	88,550	60	-	-	-	-	-	-	88,610
Fund Appropriations / Allocations ¹	LTD Actuals	2021 Revised	2022	2023	2024	2025	2026	2027	Total
2010 Multipurpose LTGO Bond Fund	12,100	-	-	-	-	-	-	-	12,100
2011 Multipurpose LTGO Bond Fund	13,110	-	-	-	-	-	-	-	13,110
2012 Multipurpose LTGO Bond Fund	5,000	-	-	-	-	-	-	-	5,000
Transportation Fund	56,394	-	-	-	-	-	-	-	56,394
Unrestricted Cumulative Reserve Fund	1,946	60	-	-	-	-	-	-	2,006
Total:	88,550	60	-	-	-	-	-	-	88,610

O&M Impacts: SDOT has individual project budgets for the maintenance of painted markings, signage, signals, bridges and roadway structures, urban forestry, and sidewalks and pavement; these budgets are constrained by the availability of transportation specific and general funds. The SDOT Asset Management website (<https://www.seattle.gov/transportation/about-sdot/asset-management>) provides unconstrained operational cost forecasting by asset type, typical lifecycle and average maintenance cost ranges.

¹Funds are appropriated through the Adopted Budget at the Budget Summary Level. All Amounts shown above are in thousands of dollars

Miscellaneous, Unforeseen, and Emergencies

Project No:	MC-TR-C077	BSL Code:	BC-TR-19001
Project Type:	Ongoing	BSL Name:	Major Maintenance/Replacement
Project Category:	Rehabilitation or Restoration	Location:	Various
Current Project Stage:	N/A	Council District:	Multiple
Start/End Date:	N/A	Neighborhood District:	Multiple
Total Project Cost:	N/A	Urban Village:	Multiple

This program provides a financial reserve for work that cannot be anticipated during the annual CIP planning process. The reserve is used on a project-specific basis when emergencies are identified.

Resources	LTD Actuals	2021 Revised	2022	2023	2024	2025	2026	2027	Total
Commercial Parking Tax	18	-	-	-	-	-	-	-	18
Federal Grant Funds	73	-	-	-	-	-	-	-	73
General Fund	305	-	-	-	-	-	-	-	305
Private Funding/Donations	224	-	-	-	-	-	-	-	224
Real Estate Excise Tax II	388	-	-	-	-	-	-	-	388
State Gas Taxes - City Street Fund	339	-	-	-	-	-	-	-	339
Street Vacations - SVF	1,128	-	-	-	-	-	-	-	1,128
Transportation Funding Package - Lid Lift	33	-	-	-	-	-	-	-	33
Total:	2,508	-	-	-	-	-	-	-	2,508
Fund Appropriations / Allocations ¹	LTD Actuals	2021 Revised	2022	2023	2024	2025	2026	2027	Total
Bridging The Gap Levy Fund	33	-	-	-	-	-	-	-	33
General Fund	305	-	-	-	-	-	-	-	305
REET II Capital Fund	388	-	-	-	-	-	-	-	388
Transportation Fund	1,782	-	-	-	-	-	-	-	1,782
Total:	2,508	-	-	-	-	-	-	-	2,508

O&M Impacts: Responses to emergencies and unforeseen projects diverts resources from regular, day-to-day O&M operations.

¹Funds are appropriated through the Adopted Budget at the Budget Summary Level. All Amounts shown above are in thousands of dollars

NE 43rd Street Improvements

Project No:	MC-TR-C074	BSL Code:	BC-TR-19003
Project Type:	Discrete	BSL Name:	Mobility-Capital
Project Category:	Improved Facility	Location:	NE 43rd ST
Current Project Stage:	Stage 4 - Procurement/Bid	Council District:	Council District 4
Start/End Date:	2017 - 2020	Neighborhood District:	Northeast
Total Project Cost:	\$5,084	Urban Village:	University District

This project will implement streetscape and pedestrian improvements on NE 43rd Street between Brooklyn Ave NE and 15th Ave NE to improve access to the Link Light Rail station, which is scheduled to open in 2021. The project will transform the operation of NE 43rd St between Brooklyn Ave NE and University Way NE to one-way westbound transit-only travel and between University Way NE and 15th Ave NE to one-way westbound, all vehicle travel. The roadway will be optimized for pedestrians with a curb-less roadway section, widened sidewalks, pedestrian illumination, bio retention, and rain gardens. A protected bike lane will be provided for eastbound bike traffic and westbound bicycle traffic will share the travel lane with westbound traffic. The project is scheduled to begin construction in the summer of 2020.

Resources	LTD Actuals	2021 Revised	2022	2023	2024	2025	2026	2027	Total
Commercial Parking Tax	2,130	(34)	-	-	-	-	-	-	2,096
Interdepartmental Transfer	-	-	-	-	-	-	-	-	-
King County Funds	488	1,926	-	-	-	-	-	-	2,414
Partnership Funds	-	-	-	-	-	-	-	-	-
Real Estate Excise Tax II	-	1,597	10	-	-	-	-	-	1,607
Street Vacations - SVF	351	(44)	-	-	-	-	-	-	307
Transportation Move Seattle Levy - Lid Lift	(1)	1	-	-	-	-	-	-	-
Total:	2,968	3,446	10	-	-	-	-	-	6,424
Fund Appropriations / Allocations¹	LTD Actuals	2021 Revised	2022	2023	2024	2025	2026	2027	Total
Move Seattle Levy Fund	(1)	1	-	-	-	-	-	-	-
REET II Capital Fund	-	1,597	10	-	-	-	-	-	1,607
Transportation Fund	2,969	1,848	-	-	-	-	-	-	4,817
Total:	2,968	3,446	10	-	-	-	-	-	6,424

O&M Impacts: SDOT has individual project budgets for the maintenance of painted markings, signage, signals, bridges and roadway structures, urban forestry, and sidewalks and pavement; these budgets are constrained by the availability of transportation specific and general funds. The SDOT Asset Management website (<https://www.seattle.gov/transportation/about-sdot/asset-management>) provides unconstrained operational cost forecasting by asset type, typical lifecycle and average maintenance cost ranges.

¹Funds are appropriated through the Adopted Budget at the Budget Summary Level. All Amounts shown above are in thousands of dollars

Neighborhood Large Projects

Project No:	MC-TR-C018	BSL Code:	BC-TR-19003
Project Type:	Ongoing	BSL Name:	Mobility-Capital
Project Category:	Improved Facility	Location:	Citywide
Current Project Stage:	N/A	Council District:	Multiple
Start/End Date:	N/A	Neighborhood District:	Multiple
Total Project Cost:	N/A	Urban Village:	Multiple

This program enhances the safety, quality and condition of the pedestrian and neighborhood environments. Typical improvements may include, but are not limited to, sidewalk construction, repairs and replacement, installation of curb bulbs or other traffic calming devices, and improvements to crosswalks. The projects are funded by the Move Seattle transportation levy and it is a triennial program. The projects funded are identified by the community and the Move Seattle Oversight Committee.

Resources	LTD Actuals	2021 Revised	2022	2023	2024	2025	2026	2027	Total
Commercial Parking Tax	31	23	-	-	-	-	-	-	54
Federal Grant Funds	308	-	-	-	-	-	-	-	308
King County Funds	670	142	-	-	-	-	-	-	812
Private Funding/Donations	60	-	-	-	-	-	-	-	60
Real Estate Excise Tax II	523	7	-	-	-	-	-	-	530
Transportation Funding Package - Lid Lift	5,825	11	-	-	-	-	-	-	5,836
Transportation Move Seattle Levy - Lid Lift	10,575	6,977	887	2,082	3,658	53	-	-	24,233
Total:	17,991	7,162	887	2,082	3,658	53	-	-	31,833
Fund Appropriations / Allocations¹	LTD Actuals	2021 Revised	2022	2023	2024	2025	2026	2027	Total
Bridging The Gap Levy Fund	5,825	11	-	-	-	-	-	-	5,836
Move Seattle Levy Fund	10,575	6,977	887	2,082	3,658	53	-	-	24,233
REET II Capital Fund	523	7	-	-	-	-	-	-	530
Transportation Fund	1,068	166	-	-	-	-	-	-	1,234
Total:	17,991	7,162	887	2,082	3,658	53	-	-	31,833
Unsecured Funding:	LTD Actuals	2021 Revised	2022	2023	2024	2025	2026	2027	Total
To Be Determined	-	-	-	-	-	2,592	2,670	2,939	8,200
Total:	-	-	-	-	-	2,592	2,670	2,939	8,200

Unsecured Funding Strategy: Funding for this program beyond 2024 is dependent upon a future voter approved levy.

O&M Impacts: SDOT has individual project budgets for the maintenance of painted markings, signage, signals, bridges and roadway structures, urban forestry, and sidewalks and pavement; these budgets are constrained by the availability of transportation specific and general funds. The SDOT Asset Management website (<https://www.seattle.gov/transportation/about-sdot/asset-management>) provides unconstrained operational cost forecasting by asset type, typical lifecycle and average maintenance cost ranges.

¹Funds are appropriated through the Adopted Budget at the Budget Summary Level. All Amounts shown above are in thousands of dollars

Neighborhood Parks Street Fund - Your Voice, Your Choice

Project No:	MC-TR-C022	BSL Code:	BC-TR-19003
Project Type:	Ongoing	BSL Name:	Mobility-Capital
Project Category:	Rehabilitation or Restoration	Location:	Citywide
Current Project Stage:	N/A	Council District:	Multiple
Start/End Date:	N/A	Neighborhood District:	Multiple
Total Project Cost:	N/A	Urban Village:	Multiple

This ongoing program identifies projects estimated less than \$100,000 that are prioritized through participatory budgeting in each of the 7 council districts. Typical improvements may include, but are not limited to, sidewalk construction, repairs and replacement, installation of curb bulbs or other traffic calming devices, and improvements to crosswalks. The program enhances the safety, quality, and condition of the pedestrian and neighborhood environments. This project was formerly known as "NPSF Neighborhood Parks Street Fund" and "NSF/CRS Neighborhood Program."

Resources	LTD Actuals	2021 Revised	2022	2023	2024	2025	2026	2027	Total
Commercial Parking Tax	1,268	303	1	-	-	-	17	-	1,587
Federal Grant Funds	687	-	-	-	-	-	-	-	687
General Fund	2,288	-	-	-	-	-	-	-	2,288
Interdepartmental Transfer	50	-	-	-	-	-	-	-	50
Partnership Funds	6	-	-	-	-	-	-	-	6
Real Estate Excise Tax I	1,226	31	550	-	-	-	-	-	1,807
Real Estate Excise Tax II	21,831	1,102	451	2,000	600	600	2,500	-	29,084
State Gas Taxes - Arterial City Street Fund	-	(15)	-	-	-	-	-	-	(15)
State Gas Taxes - City Street Fund	3,612	64	-	-	-	409	405	-	4,490
State Grant Funds	176	-	-	-	-	-	-	-	176
Street Vacations - SVF	132	405	-	-	-	-	-	-	537
Transportation Funding Package - Lid Lift	10,479	-	-	-	-	-	-	-	10,479
Vehicle Licensing Fees	100	-	-	-	-	-	-	-	100
Total:	41,855	1,890	1,001	2,000	600	1,008	2,922	-	51,276
Fund Appropriations / Allocations¹	LTD Actuals	2021 Revised	2022	2023	2024	2025	2026	2027	Total
Bridging The Gap Levy Fund	10,479	-	-	-	-	-	-	-	10,479
General Fund	2,288	-	-	-	-	-	-	-	2,288
REET I Capital Fund	1,226	31	550	-	-	-	-	-	1,807
REET II Capital Fund	21,831	1,102	450	2,000	600	600	2,500	-	29,083
Transportation Benefit District Fund	100	-	-	-	-	-	-	-	100
Transportation Fund	5,931	757	1	-	-	408	422	-	7,519
Total:	41,855	1,890	1,001	2,000	600	1,008	2,922	-	51,276
Unsecured Funding:	LTD Actuals	2021 Revised	2022	2023	2024	2025	2026	2027	Total
To Be Determined	-	-	-	-	-	-	-	615	615
Total:	-	-	-	-	-	-	-	615	615

O&M Impacts: SDOT has individual project budgets for the maintenance of painted markings, signage, signals, bridges and roadway structures, urban forestry, and sidewalks and pavement; these budgets are constrained by the availability of transportation specific and general funds. The SDOT Asset Management website (<https://www.seattle.gov/transportation/about-sdot/asset-management>) provides unconstrained operational cost forecasting by asset type, typical lifecycle and average maintenance cost ranges.

¹Funds are appropriated through the Adopted Budget at the Budget Summary Level. All Amounts shown above are in thousands of dollars

Neighborhood Traffic Control Program

Project No:	MC-TR-C019	BSL Code:	BC-TR-19003
Project Type:	Ongoing	BSL Name:	Mobility-Capital
Project Category:	Improved Facility	Location:	Citywide
Current Project Stage:	N/A	Council District:	Multiple
Start/End Date:	N/A	Neighborhood District:	Multiple
Total Project Cost:	N/A	Urban Village:	Multiple

This ongoing program installs traffic calming devices on non-arterials citywide, including traffic circles, speed humps, and street narrowing. This program also supports the pilot Home Zones program, which creates neighborhood-wide traffic calming plans.

Resources	LTD Actuals	2021 Revised	2022	2023	2024	2025	2026	2027	Total
Commercial Parking Tax	140	79	82	5	5	5	-	-	315
General Fund	384	150	200	-	-	-	-	-	734
Interdepartmental Transfer	-	-	-	-	-	-	-	-	-
Property Sales and Interest Earnings	253	-	-	-	-	-	-	-	253
Real Estate Excise Tax II	917	16	72	91	-	-	500	-	1,596
Rubble Yard Proceeds	579	-	-	-	-	-	-	-	579
State Gas Taxes - City Street Fund	4,391	22	-	-	-	-	-	-	4,413
Vehicle License Fees \$60 & 0.1% Sales Tax	(19)	19	-	-	-	-	-	-	-
Vehicle Licensing Fees	2,863	89	-	233	349	369	117	-	4,021
Total:	9,508	376	354	329	354	374	617	-	11,912
Fund Appropriations / Allocations¹	LTD Actuals	2021 Revised	2022	2023	2024	2025	2026	2027	Total
General Fund	384	150	200	-	-	-	-	-	734
REET II Capital Fund	917	16	72	91	-	-	500	-	1,596
Transportation Benefit District Fund	2,844	108	-	233	349	369	117	-	4,021
Transportation Fund	5,363	102	82	5	5	5	-	-	5,561
Total:	9,508	376	354	329	354	374	617	-	11,912
Unsecured Funding:	LTD Actuals	2021 Revised	2022	2023	2024	2025	2026	2027	Total
To Be Determined	-	-	-	-	-	-	158	383	541
Total:	-	-	-	-	-	-	158	383	541

O&M Impacts: Not applicable - does not create new assets.

¹Funds are appropriated through the Adopted Budget at the Budget Summary Level. All Amounts shown above are in thousands of dollars

New Traffic Signals

Project No:	MC-TR-C020	BSL Code:	BC-TR-19003
Project Type:	Ongoing	BSL Name:	Mobility-Capital
Project Category:	New Facility	Location:	Citywide
Current Project Stage:	N/A	Council District:	Multiple
Start/End Date:	N/A	Neighborhood District:	Multiple
Total Project Cost:	N/A	Urban Village:	Multiple

This ongoing project installs new traffic signals or significant capital improvements to existing signals to improve traffic flow, reduce the frequency and severity of traffic collisions, and support pedestrian, bicycle or transit activity. Location choices are based upon pedestrian, bicycle, and vehicle volumes; school, senior citizen, and handicapped accessible crossing requirements; transit speed and reliability; and collisions frequency criteria.

Resources	LTD Actuals	2021 Revised	2022	2023	2024	2025	2026	2027	Total
Commercial Parking Tax	1,628	(30)	-	-	-	400	414	-	2,412
Developer Mitigation	706	239	-	-	-	-	-	-	945
Traffic Enforcement Camera Revenue	-	-	1,400	-	-	-	-	-	1,400
Transportation Funding Package - Lid Lift	114	3	-	-	-	-	-	-	117
Transportation Move Seattle Levy - Lid Lift	1,677	240	467	700	781	-	-	-	3,865
Total:	4,125	451	1,867	700	781	400	414	-	8,738
Fund Appropriations / Allocations¹	LTD Actuals	2021 Revised	2022	2023	2024	2025	2026	2027	Total
Bridging The Gap Levy Fund	114	3	-	-	-	-	-	-	117
Move Seattle Levy Fund	1,627	289	467	700	781	-	-	-	3,865
Transportation Fund	2,383	159	1,400	-	-	400	414	-	4,757
Total:	4,125	451	1,867	700	781	400	414	-	8,738
Unsecured Funding:	LTD Actuals	2021 Revised	2022	2023	2024	2025	2026	2027	Total
To Be Determined	-	-	-	70	879	479	430	1,600	3,457
Total:	-	-	-	70	879	479	430	1,600	3,457

Unsecured Funding Strategy: SDOT will evaluate deliverables, prioritize and scale projects to the extent feasible, and continue to pursue grant and partnership opportunities to resolve potential funding deficits. Funding for this program beyond 2024 is dependent upon a future voter approved levy.

O&M Impacts: SDOT has individual project budgets for the maintenance of painted markings, signage, signals, bridges and roadway structures, urban forestry, and sidewalks and pavement; these budgets are constrained by the availability of transportation specific and general funds. The SDOT Asset Management website (<https://www.seattle.gov/transportation/about-sdot/asset-management>) provides unconstrained operational cost forecasting by asset type, typical lifecycle and average maintenance cost ranges.

¹Funds are appropriated through the Adopted Budget at the Budget Summary Level. All Amounts shown above are in thousands of dollars

Next Generation Intelligent Transportation Systems (ITS)

Project No:	MC-TR-C021	BSL Code:	BC-TR-19003
Project Type:	Ongoing	BSL Name:	Mobility-Capital
Project Category:	New Investment	Location:	Citywide
Current Project Stage:	N/A	Council District:	Multiple
Start/End Date:	N/A	Neighborhood District:	Multiple
Total Project Cost:	N/A	Urban Village:	Multiple

This project will design and implement upgrades to the Traffic Management Center (TMC); implement expansion of real-time information such as traffic cameras, sensors, and travel time to support major construction projects; deploy Dynamic Messaging Signs (DMS) at key decision points to provide real-time information such as incidents, travel times, bridge opening notices, and planned construction and event information; and install dynamic signal timing (self-adjusting traffic signal timing based on traffic volume on key corridors around the major construction projects).

Resources	LTD Actuals	2021 Revised	2022	2023	2024	2025	2026	2027	Total
Commercial Parking Tax	1,611	(31)	-	-	-	-	-	-	1,580
Developer Mitigation	-	862	-	-	-	-	-	-	862
Federal Grant Funds	1,235	2,856	-	-	-	-	-	-	4,091
Multimodal Funds	400	-	-	-	-	-	-	-	400
Real Estate Excise Tax II	4,499	(54)	-	-	-	-	-	-	4,445
State Gas Taxes - City Street Fund	347	(47)	-	-	-	-	-	-	299
State Grant Funds	388	-	-	-	-	-	-	-	388
Street Vacations - CRSU	528	(3)	-	-	-	-	-	-	525
Transportation Funding Package - Lid Lift	2,986	(7)	-	-	-	-	-	-	2,979
Transportation Funding Package - Parking Tax	-	-	-	-	-	-	-	-	-
Transportation Move Seattle Levy - Lid Lift	8,058	1,785	1,005	1,378	1,323	-	-	-	13,549
User Fees	1,500	-	-	-	-	-	-	-	1,500
Total:	21,550	5,361	1,005	1,378	1,323	-	-	-	30,617
Fund Appropriations / Allocations ¹	LTD Actuals	2021 Revised	2022	2023	2024	2025	2026	2027	Total
Bridging The Gap Levy Fund	2,986	(7)	-	-	-	-	-	-	2,979
Move Seattle Levy Fund	7,911	1,932	1,005	1,378	1,323	-	-	-	13,549
REET II Capital Fund	4,499	(54)	-	-	-	-	-	-	4,445
Transportation Fund	5,627	3,493	-	-	-	-	-	-	9,120
Unrestricted Cumulative Reserve Fund	528	(3)	-	-	-	-	-	-	525
Total:	21,550	5,361	1,005	1,378	1,323	-	-	-	30,617
Unsecured Funding:	LTD Actuals	2021 Revised	2022	2023	2024	2025	2026	2027	Total
To Be Determined	-	-	-	-	-	1,266	1,315	-	2,581
Total:	-	-	-	-	-	1,266	1,315	-	2,581

Unsecured Funding Strategy: Funding for this program beyond 2024 is dependent upon a future voter approved levy.

O&M Impacts: SDOT has individual project budgets for the maintenance of painted markings, signage, signals, bridges and roadway structures, urban forestry, and sidewalks and pavement; these budgets are constrained by the availability of transportation specific and general funds. The SDOT Asset Management website (<https://www.seattle.gov/transportation/about-sdot/asset-management>) provides unconstrained operational cost forecasting by asset type, typical lifecycle and average maintenance cost ranges.

¹Funds are appropriated through the Adopted Budget at the Budget Summary Level. All Amounts shown above are in thousands of dollars

Non-Arterial Street Resurfacing and Restoration

Project No:	MC-TR-C041	BSL Code:	BC-TR-19001
Project Type:	Ongoing	BSL Name:	Major Maintenance/Replacement
Project Category:	Rehabilitation or Restoration	Location:	Citywide
Current Project Stage:	N/A	Council District:	Citywide
Start/End Date:	N/A	Neighborhood District:	Multiple
Total Project Cost:	N/A	Urban Village:	Multiple

This ongoing project repairs and/or replaces deteriorated asphalt pavement and/or concrete panels on non-arterial streets. Project locations are chosen annually based upon the degree of deterioration as confirmed by Department staff field observations, citizen service requests, claims, and potential City liability. High priority is given to non-arterial streets used by transit, in areas with heavy pedestrian and bicycle traffic, and which serve business and industry.

Resources	LTD Actuals	2021 Revised	2022	2023	2024	2025	2026	2027	Total
Commercial Parking Tax	838	(1)	-	-	-	-	-	-	836
Drainage and Wastewater Rates	60	-	-	-	-	-	-	-	60
Interdepartmental Transfer	-	4	-	-	-	-	-	-	4
Misc Future Revenue/Grants - DO NOT USE	-	-	-	-	-	-	-	-	-
Real Estate Excise Tax I	274	-	-	-	-	-	-	-	274
Real Estate Excise Tax II	5,180	1,336	910	1,150	1,699	1,150	500	-	11,925
State Gas Taxes - Arterial City Street Fund	-	15	-	-	-	-	-	-	15
State Gas Taxes - City Street Fund	1,896	430	-	539	-	555	-	-	3,419
Street Vacations - CRSU	500	-	-	-	-	-	-	-	500
Street Vacations - SVF	64	-	523	-	508	-	-	-	1,095
Transportation Funding Package - Parking Tax	-	1	-	-	-	-	-	-	1
Transportation Move Seattle Levy - Lid Lift	-	-	-	-	-	-	-	-	-
Vehicle Licensing Fees	742	129	364	308	182	187	-	-	1,913
Total:	9,554	1,914	1,797	1,996	2,390	1,892	500	-	20,042
Fund Appropriations / Allocations¹	LTD Actuals	2021 Revised	2022	2023	2024	2025	2026	2027	Total
General Fund	-	-	-	-	-	-	-	-	-
Move Seattle Levy Fund	-	-	-	-	-	-	-	-	-
REET I Capital Fund	274	-	-	-	-	-	-	-	274
REET II Capital Fund	5,180	1,336	910	1,150	1,699	1,150	500	-	11,925
Transportation Benefit District Fund	742	129	364	308	182	187	-	-	1,913
Transportation Fund	2,857	449	523	539	508	555	-	-	5,430
Unrestricted Cumulative Reserve Fund	500	-	-	-	-	-	-	-	500
Total:	9,554	1,914	1,797	1,996	2,390	1,892	500	-	20,042
Unsecured Funding:	LTD Actuals	2021 Revised	2022	2023	2024	2025	2026	2027	Total
To Be Determined	-	-	-	-	398	-	187	513	1,098
Total:	-	-	-	-	398	-	187	513	1,098

O&M Impacts: This is a capital maintenance project that reduces the need for O&M by improving asset condition.

¹Funds are appropriated through the Adopted Budget at the Budget Summary Level. All Amounts shown above are in thousands of dollars

North of Downtown Mobility Action Plan

Project No:	MC-TR-C101	BSL Code:	BC-TR-19003
Project Type:	Ongoing	BSL Name:	Mobility-Capital
Project Category:	Rehabilitation or Restoration	Location:	Seattle Center
Current Project Stage:	N/A	Council District:	Multiple
Start/End Date:	N/A	Neighborhood District:	Lake Union
Total Project Cost:	N/A	Urban Village:	Uptown

This project will construct transportation related improvements in the North Downtown area in support of the Seattle Center Arena Redevelopment project. The City is also partnering with the Port of Seattle to improve movement of cargo and other modes on city streets, including 15th Ave W/Elliott Ave W/Mercer St corridor areas around Seattle Center.

Resources	LTD Actuals	2021 Revised	2022	2023	2024	2025	2026	2027	Total
City Arena Transportation Funds	1,496	477	1,026	920	1,025	1,025	736	1,026	7,733
Developer Mitigation	-	2,286	-	-	-	-	-	-	2,286
Street Vacations - SVF	382	2,518	-	-	-	-	-	-	2,900
Total:	1,879	5,280	1,026	920	1,025	1,025	736	1,026	12,919
Fund Appropriations / Allocations¹	LTD Actuals	2021 Revised	2022	2023	2024	2025	2026	2027	Total
Transportation Fund	1,879	5,280	1,026	920	1,025	1,025	736	1,026	12,919
Total:	1,879	5,280	1,026	920	1,025	1,025	736	1,026	12,919

Unsecured Funding Strategy: SDOT will pursue bonds or other short-term loans, such as an inter-fund loan, to resolve potential funding deficits.

O&M Impacts: SDOT has individual project budgets for the maintenance of painted markings, signage, signals, bridges and roadway structures, urban forestry, and sidewalks and pavement; these budgets are constrained by the availability of transportation specific and general funds. The SDOT Asset Management website (<https://www.seattle.gov/transportation/about-sdot/asset-management>) provides unconstrained operational cost forecasting by asset type, typical lifecycle and average maintenance cost ranges.

¹Funds are appropriated through the Adopted Budget at the Budget Summary Level. All Amounts shown above are in thousands of dollars

Northgate Bike and Pedestrian Improvements

Project No:	MC-TR-C055	BSL Code:	BC-TR-19003
Project Type:	Discrete	BSL Name:	Mobility-Capital
Project Category:	Improved Facility	Location:	Various
Current Project Stage:	Stage 5 - Construction	Council District:	Council District 4
Start/End Date:	2017 - 2019	Neighborhood District:	North
Total Project Cost:	\$1,501	Urban Village:	Northgate

This project will construct new sidewalks on NE 95th St and NE 98th St. These sidewalks are included in the pedestrian and bike improvements being implemented as part of an agreement with Sound Transit to enhance access to the planned Light Rail station at Northgate. Locations: 1) NE 95th St between 1st Ave NE and 5th Avenue NE, and 2) NE 98th St between 5th Ave NE and 8th Ave NE.

Resources	LTD Actuals	2021 Revised	2022	2023	2024	2025	2026	2027	Total
Commercial Parking Tax	479	21	-	-	-	-	-	-	500
Federal Grant Funds	462	38	-	-	-	-	-	-	500
Real Estate Excise Tax II	260	39	-	-	-	-	-	-	300
Transportation Funding Package - Parking Tax	-	-	-	-	-	-	-	-	-
Transportation Move Seattle Levy - Lid Lift	2	-	-	-	-	-	-	-	2
Total:	1,203	98	-	-	-	-	-	-	1,301
Fund Appropriations / Allocations¹	LTD Actuals	2021 Revised	2022	2023	2024	2025	2026	2027	Total
Move Seattle Levy Fund	2	-	-	-	-	-	-	-	2
REET II Capital Fund	260	39	-	-	-	-	-	-	300
Transportation Fund	941	59	-	-	-	-	-	-	1,000
Total:	1,203	98	-	-	-	-	-	-	1,301

O&M Impacts: SDOT has individual project budgets for the maintenance of painted markings, signage, signals, bridges and roadway structures, urban forestry, and sidewalks and pavement; these budgets are constrained by the availability of transportation specific and general funds. The SDOT Asset Management website (<https://www.seattle.gov/transportation/about-sdot/asset-management>) provides unconstrained operational cost forecasting by asset type, typical lifecycle and average maintenance cost ranges.

¹Funds are appropriated through the Adopted Budget at the Budget Summary Level. All Amounts shown above are in thousands of dollars

Northgate Bridge and Cycle Track

Project No:	MC-TR-C030	BSL Code:	BC-TR-19003
Project Type:	Discrete	BSL Name:	Mobility-Capital
Project Category:	Improved Facility	Location:	Multiple
Current Project Stage:	Stage 5 - Construction	Council District:	Council District 4
Start/End Date:	2013 - 2021	Neighborhood District:	North
Total Project Cost:	\$56,154	Urban Village:	Northgate

This project will construct pedestrian and bicycle improvements to enhance access to the planned Sound Transit Light Rail station at Northgate. The improvements include a pedestrian and bike bridge over I-5 and a multi-use path along 1st Avenue NE.

Resources	LTD Actuals	2021 Revised	2022	2023	2024	2025	2026	2027	Total
City Light Fund Revenues	-	219	-	-	-	-	-	-	219
Federal Grant Funds	1,313	-	-	-	-	-	-	-	1,313
Interdepartmental Transfer	-	-	-	-	-	-	-	-	-
LTGO Bond Proceeds	2,580	-	-	-	-	-	-	-	2,580
Partnership Funds	-	-	-	-	-	-	-	-	-
Real Estate Excise Tax I	2,801	199	-	-	-	-	-	-	3,000
Sound Transit Funds	4,393	2,907	-	-	-	-	-	-	7,300
State Grant Funds	10,000	-	-	-	-	-	-	-	10,000
Street Vacations - SVF	944	10	-	-	-	-	-	-	954
Transportation Funding Package - Lid Lift	200	-	-	-	-	-	-	-	200
Transportation Move Seattle Levy - Lid Lift	3,429	15,414	6,064	1,231	554	-	-	-	26,693
Use of Fund Balance	(37)	37	-	-	-	-	-	-	-
User Fees	4,459	(563)	-	-	-	-	-	-	3,896
Total:	30,082	18,222	6,064	1,231	554	-	-	-	56,154
Fund Appropriations / Allocations¹	LTD Actuals	2021 Revised	2022	2023	2024	2025	2026	2027	Total
2017 Multipurpose LTGO Bond Fund	2,580	-	-	-	-	-	-	-	2,580
Bridging The Gap Levy Fund	200	-	-	-	-	-	-	-	200
Move Seattle Levy Fund	3,416	15,427	6,064	1,231	554	-	-	-	26,693
REET I Capital Fund	2,801	199	-	-	-	-	-	-	3,000
Transportation Fund	21,085	2,596	-	-	-	-	-	-	23,681
Total:	30,082	18,222	6,064	1,231	554	-	-	-	56,154

O&M Impacts: This new asset will require additional O&M support. The annual estimate will be provided in the 2021 budget process.

¹Funds are appropriated through the Adopted Budget at the Budget Summary Level. All Amounts shown above are in thousands of dollars

Northlake Retaining Wall

Project No:	MC-TR-C102	BSL Code:	BC-TR-19001
Project Type:	Discrete	BSL Name:	Major Maintenance/Replacement
Project Category:	Rehabilitation or Restoration	Location:	Northlake Way @ Stone Way
Current Project Stage:	Stage 2 - Initiation, Project Definition, & Planning	Council District:	Council District 4
Start/End Date:	2019 - 2023	Neighborhood District:	Not in a Neighborhood District
Total Project Cost Range:	27,500 - 35,000	Urban Village:	Fremont

This project will repair the Northlake Retaining Wall, which is a 452-foot-long lake front timber structure that was constructed in 1951 and is located at the north end of Lake Union adjacent to North Northlake Avenue. The wall currently shows signs of advanced deterioration, overstress, and some sections of structural failure. The current calculated capacity/demand ratio is 0.1 where 1.0 represents stability. This presents a significant risk to public safety given the right-of-way supported by the wall, the private structures directly outshore and adjacent to the wall, and the close proximity (immediately adjacent and up to 50 feet inshore) of overhead power lines and subsurface gas, sewer, drainage, and water utility infrastructure.

Resources	LTD Actuals	2021 Revised	2022	2023	2024	2025	2026	2027	Total
LTGO Bond Proceeds	198	1,645	2,060	-	-	-	-	-	3,903
Total:	198	1,645	2,060	-	-	-	-	-	3,903
Fund Appropriations / Allocations ¹	LTD Actuals	2021 Revised	2022	2023	2024	2025	2026	2027	Total
2018 Multipurpose LTGO Bond Fund	198	1,645	157	-	-	-	-	-	2,000
2021 West Seattle Bridge Repair LTGO Bond Fund	-	-	1,903	-	-	-	-	-	1,903
Total:	198	1,645	2,060	-	-	-	-	-	3,903
Unsecured Funding:	LTD Actuals	2021 Revised	2022	2023	2024	2025	2026	2027	Total
To Be Determined	-	-	-	13,648	9,750	-	-	-	23,398
Total:	-	-	-	13,648	9,750	-	-	-	23,398

Financial Planning Strategy: The estimated cost to reach the 100% design level is \$4,000,000, \$2,000,000 of which will be funded by LTGO bonds. The remaining \$2,000,000 needed to reach 100% of design will be funded with Street Vacations proceeds.

At 30% design, SDOT will reevaluate the total project cost and the financial planning strategy for the remaining costs of the project, which will include local funding, debt financing, and grant funding.

O&M Impacts: There will be ongoing operations and maintenance (O&M) costs for SDOT to maintain the retaining wall after full replacement. The estimate is \$50,000/year over the 75-year design life of the structure which includes labor (maintenance, engineering, and inspection) and non-labor (materials). This would be added to the Bridge/Structures Maintenance O&M budget. An O&M BIP will be submitted along with subsequent BIPs for the final design phases in the future.

¹Funds are appropriated through the Adopted Budget at the Budget Summary Level. All Amounts shown above are in thousands of dollars

Overlook Walk and East-West Connections Project

Project No:	MC-TR-C073	BSL Code:	BC-TR-16000
Project Type:	Discrete	BSL Name:	Central Waterfront
Project Category:	New Investment	Location:	Multiple
Current Project Stage:	Stage 5 - Construction	Council District:	Multiple
Start/End Date:	2013 - 2024	Neighborhood District:	Downtown
Total Project Cost:	\$199,339	Urban Village:	Downtown

Removing the Alaskan Way Viaduct provides the opportunity for the City to improve key connections between the downtown core and the waterfront. The specific east/west streets targeted for improving connections include: Bell Street, King Street, Main Street, Pike Street, Pine Street, Railroad Way, Union Street, Washington Street, and Yesler Way. In addition to these east/west street connections, the waterfront improvement program also includes Overlook Walk, which will provide a pedestrian oriented connection between the waterfront, the Aquarium and Pike Place Market with ADA access, views, and public open spaces. This project is part of the overall waterfront improvement program. This project includes funding from the Waterfront Local Improvement District (LID #7651) formed by City Council via Ordinance 125760 in January 2019. (Interfund Loan shown in 2023 will be repaid with philanthropic funds in 2024 and 2025.)

Resources	LTD Actuals	2021 Revised	2022	2023	2024	2025	2026	2027	Total
Interfund Loan	-	-	-	19,450	-	-	-	-	19,450
Interfund Loan - Waterfront LID Fund	4,053	(4,053)	-	-	-	-	-	-	-
Local Improvement District Funding	3,951	11,757	51,871	27,025	350	-	-	-	94,954
LTGO Bond Proceeds	7,419	7,507	4,630	6,237	-	-	-	-	25,793
Private Funding/Donations	3,330	7,424	15,091	11,610	2,900	-	-	-	40,355
Real Estate Excise Tax II	-	-	-	5,013	-	-	-	-	5,013
Street Vacations - SVF	785	1,715	4,000	3,500	-	-	-	-	10,000
User Fees	3,609	166	-	-	-	-	-	-	3,775
Total:	23,147	24,515	75,592	72,835	3,250	-	-	-	199,339
Fund Appropriations / Allocations¹	LTD Actuals	2021 Revised	2022	2023	2024	2025	2026	2027	Total
2015 Multipurpose LTGO Bond Fund	1,344	36	-	-	-	-	-	-	1,379
2017 LTGO Taxable Bond Fund	2,087	1,194	-	-	-	-	-	-	3,281
2018 LTGO Taxable Bond Fund	2,246	1,034	-	-	-	-	-	-	3,280
2019 LTGO Taxable Bond Fund	643	357	-	-	-	-	-	-	1,000
2020 Multipurpose LTGO Bond Fund	1,099	626	-	-	-	-	-	-	1,725
2021 Taxable LTGO Bond Fund	-	4,260	-	-	-	-	-	-	4,260
2022 LTGO Taxable Bond Fund	-	-	4,630	-	-	-	-	-	4,630
2023 LTGO Taxable Bond Fund	-	-	-	5,487	-	-	-	-	5,487
2023 Multipurpose LTGO Bond Fund	-	-	-	750	-	-	-	-	750
Central Waterfront Improvement Fund	8,105	13,849	19,091	34,560	2,900	-	-	-	78,505
REET II Capital Fund	-	-	-	5,013	-	-	-	-	5,013
Transportation Fund	3,570	205	-	-	-	-	-	-	3,775
Waterfront LID #6751	4,053	2,955	51,871	27,025	350	-	-	-	86,254
Total:	23,147	24,515	75,592	72,835	3,250	-	-	-	199,339

O&M Impacts: This project includes a mix of upgrading existing streets and building new infrastructure. O&M for new public open spaces, such as the Overlook Walk will be funded by the Metropolitan Park District. Transportation infrastructure capital elements are planned to be maintained through the proposed Waterfront Transportation Infrastructure Maintenance project, MC-TR-109.

¹Funds are appropriated through the Adopted Budget at the Budget Summary Level. All Amounts shown above are in thousands of dollars

Pay Stations

Project No:	MC-TR-C024	BSL Code:	BC-TR-19003
Project Type:	Discrete	BSL Name:	Mobility-Capital
Project Category:	New Investment	Location:	Various
Current Project Stage:	Stage 6 - Closeout	Council District:	Multiple
Start/End Date:	2004 - 2019	Neighborhood District:	Multiple
Total Project Cost:	\$30,550	Urban Village:	Multiple

This project funds the installation of parking pay stations to manage on-street parking and improve access for visitors and customers in commercial and retail areas. From 2015 through 2019, SDOT replaced its aging pay stations through a new vendor with a combination of brand-new pay stations and retrofit pay stations (keeping the older stainless-steel housing where possible but installing new technology and software.) SDOT has adopted an "Asset Lite" strategy, replacing 15%-20% fewer pay stations, while keeping at least one pay station on every block. Through the end of 2019, SDOT installed 1,030 new pay stations and 580 retrofit pay stations. The project includes the transition from pay and display payment to pay-by-plate payment, which was accomplished at the end of 2019. As other neighborhood parking plans are completed through SDOT's Community Access and Parking Program, and paid parking is otherwise expanded to new areas, supplemental budget may be requested for this project to purchase and install parking pay stations in these new areas.

Resources	LTD Actuals	2021 Revised	2022	2023	2024	2025	2026	2027	Total
Commercial Parking Tax	36	1	-	-	-	-	-	-	37
General Fund	2,306	-	-	-	-	-	-	-	2,306
LTGO Bond Proceeds	26,189	91	-	-	-	-	-	-	26,280
Parking Garage Disposition Proceeds	1,927	-	-	-	-	-	-	-	1,927
Total:	30,458	92	-	-	-	-	-	-	30,550
Fund Appropriations / Allocations¹	LTD Actuals	2021 Revised	2022	2023	2024	2025	2026	2027	Total
2007 Multipurpose LTGO Bond Fund	3,400	-	-	-	-	-	-	-	3,400
2008 Multipurpose LTGO Bond Fund	2,175	-	-	-	-	-	-	-	2,175
2010 Multipurpose LTGO Bond Fund	2,026	-	-	-	-	-	-	-	2,026
2016 Multipurpose LTGO Bond Fund	7,205	11	-	-	-	-	-	-	7,216
2018 Multipurpose LTGO Bond Fund	1,070	80	-	-	-	-	-	-	1,150
Garage Disposition Proceeds	1,927	-	-	-	-	-	-	-	1,927
General Fund	2,306	-	-	-	-	-	-	-	2,306
tipurpose LTGO Bond Fund	10,313	-	-	-	-	-	-	-	10,313
Transportation Fund	36	1	-	-	-	-	-	-	37
Total:	30,458	92	-	-	-	-	-	-	30,550

O&M Impacts: The Parking Program has an established O&M budget to maintain pay stations and implement parking policies. These O&M resources are needed to ensure the revenue produced from the pay stations is received.

¹Funds are appropriated through the Adopted Budget at the Budget Summary Level. All Amounts shown above are in thousands of dollars

Pedestrian Master Plan - Crossing Improvements

Project No:	MC-TR-C061	BSL Code:	BC-TR-19003
Project Type:	Ongoing	BSL Name:	Mobility-Capital
Project Category:	Improved Facility	Location:	Citywide
Current Project Stage:	N/A	Council District:	Multiple
Start/End Date:	N/A	Neighborhood District:	Multiple
Total Project Cost:	N/A	Urban Village:	Multiple

This ongoing program implements the Pedestrian Master Plan. Typical improvements may include the installation of new marked crosswalks, curb bulbs, pedestrian signals, curb ramps, and pedestrian lighting. The goals of the program are to reduce the number and severity of crashes involving pedestrians; make Seattle a more walkable city for all through equity in public engagement, service delivery, accessibility, and capital investments; develop a pedestrian environment that sustains healthy communities and supports a vibrant economy; and raise awareness of the important role of walking in promoting health and preventing disease.

Resources	LTD Actuals	2021 Revised	2022	2023	2024	2025	2026	2027	Total
Commercial Parking Tax	3,898	34	-	-	-	-	-	-	3,932
CRS Misc Revenues	-	-	1,750	-	-	-	-	-	1,750
Federal Grant Funds	74	561	-	-	-	-	-	-	635
General Fund	58	-	-	-	-	-	-	-	58
Interdepartmental Transfer	-	1	-	-	-	-	-	-	1
Miscellaneous Grants or Donations	(24)	24	-	-	-	-	-	-	-
Partnership - WSDOT	392	-	-	-	-	-	-	-	392
Public Works Trust Fund Proceeds	(17)	17	-	-	-	-	-	-	-
Real Estate Excise Tax I	1,878	37	-	-	-	-	-	-	1,915
Real Estate Excise Tax II	452	154	1,000	-	1,000	-	-	-	2,606
Rubble Yard Proceeds	528	-	-	-	-	-	-	-	528
State Gas Taxes - Arterial City Street Fund	-	(69)	-	-	-	-	-	-	(69)
State Gas Taxes - City Street Fund	648	1,323	-	-	-	-	-	-	1,971
State Grant Funds	-	50	-	-	-	-	-	-	50
Street Vacations - CRSU	6	(6)	-	-	-	-	-	-	-
Street Vacations - SVF	1,619	58	-	-	-	-	-	-	1,677
Transportation Funding Package - Lid Lift	4,638	-	-	-	-	-	-	-	4,638
Transportation Move Seattle Levy - Lid Lift	5,212	3,659	3,052	4,719	1,356	-	-	-	17,998
Vehicle Licensing Fees	192	47	-	-	-	-	-	-	240
Total:	19,555	5,890	5,802	4,719	2,356	-	-	-	38,322
Fund Appropriations / Allocations¹	LTD Actuals	2021 Revised	2022	2023	2024	2025	2026	2027	Total
Bridging The Gap Levy Fund	4,638	-	-	-	-	-	-	-	4,638
General Fund	58	-	-	-	-	-	-	-	58
Move Seattle Levy Fund	5,168	3,703	3,052	4,719	1,356	-	-	-	17,998
REET I Capital Fund	1,878	37	-	-	-	-	-	-	1,915
REET II Capital Fund	451	154	1,000	-	1,000	-	-	-	2,606
Transportation Benefit District Fund	192	47	-	-	-	-	-	-	240
Transportation Fund	7,170	1,949	-	-	-	-	-	-	9,118
Unrestricted Cumulative Reserve Fund	-	-	1,750	-	-	-	-	-	1,750
Total:	19,555	5,890	5,802	4,719	2,356	-	-	-	38,322

¹Funds are appropriated through the Adopted Budget at the Budget Summary Level. All Amounts shown above are in thousands of dollars

Unsecured Funding:	LTD Actuals	2021 Revised	2022	2023	2024	2025	2026	2027	Total
To Be Determined	-	-	-	-	372	3,310	3,393	3,477	10,552
Total:	-	-	-	-	372	3,310	3,393	3,477	10,552

Unsecured Funding Strategy: SDOT will evaluate deliverables, prioritize and scale projects to the extent feasible, and continue to pursue grant and partnership opportunities to resolve potential funding deficits. Funding for this program beyond 2024 is dependent upon a future voter approved levy.

O&M Impacts: SDOT has individual project budgets for the maintenance of painted markings, signage, signals, bridges and roadway structures, urban forestry, and sidewalks and pavement; these budgets are constrained by the availability of transportation specific and general funds. The SDOT Asset Management website (<https://www.seattle.gov/transportation/about-sdot/asset-management>) provides unconstrained operational cost forecasting by asset type, typical lifecycle and average maintenance cost ranges.

Pedestrian Master Plan - New Sidewalks

Project No:	MC-TR-C058	BSL Code:	BC-TR-19003
Project Type:	Ongoing	BSL Name:	Mobility-Capital
Project Category:	New Facility	Location:	Citywide
Current Project Stage:	N/A	Council District:	Multiple
Start/End Date:	N/A	Neighborhood District:	Multiple
Total Project Cost:	N/A	Urban Village:	Multiple

This project enhances the pedestrian environment in Seattle's neighborhoods by dedicating funding to construct new sidewalks. The New Sidewalk Program draws funding from the School Safety Traffic and Pedestrian Improvement (SSTPI) Fund to improve sidewalks and the pedestrian environment near schools. Additional funding is drawn from other sources to pay for new sidewalk construction near frequent transit routes.

Resources	LTD Actuals	2021 Revised	2022	2023	2024	2025	2026	2027	Total
Commercial Parking Tax	1,645	(171)	-	-	-	-	-	-	1,474
Developer Mitigation	261	575	-	-	-	-	-	-	837
Drainage and Wastewater Rates	203	581	-	-	-	-	-	-	783
Federal Grant Funds	1,347	1,591	-	-	-	-	-	-	2,938
General Fund	775	-	-	-	-	-	-	-	775
Interdepartmental Transfer	-	-	-	-	-	-	-	-	-
Miscellaneous Grants or Donations	26	3,274	-	-	-	-	-	-	3,300
Private Funding/Donations	-	600	-	-	-	-	-	-	600
Real Estate Excise Tax II	4,120	2,423	300	-	-	-	-	-	6,843
School Camera Ticket Revenues	14,739	(4,307)	3,055	2,231	3,002	933	400	-	20,053
Solid Waste Rates	1,133	(1,133)	-	-	-	-	-	-	-
State Gas Taxes - City Street Fund	73	-	-	-	-	-	-	-	73
State Grant Funds	1,399	1,333	-	-	-	-	-	-	2,732
Traffic Enforcement Camera Revenue	5,329	6,838	-	-	-	-	-	-	12,167
Transportation Funding Package - Parking Tax	-	-	-	-	-	-	-	-	-
Transportation Move Seattle Levy - Lid Lift	26,288	4,461	2,080	4,651	333	-	-	-	37,812
Vehicle Licensing Fees	1,215	8	-	-	-	-	-	-	1,223
Water Rates	37	(37)	-	-	-	-	-	-	-
Total:	58,590	16,035	5,435	6,882	3,335	933	400	-	91,610
Fund Appropriations / Allocations¹	LTD Actuals	2021 Revised	2022	2023	2024	2025	2026	2027	Total
General Fund	775	-	-	-	-	-	-	-	775
Move Seattle Levy Fund	26,288	4,461	2,080	4,651	333	-	-	-	37,812
REET II Capital Fund	4,120	2,423	300	-	-	-	-	-	6,843
School Safety Traffic and Pedestrian Improvement Fund	19,987	2,611	3,055	2,231	3,002	933	400	-	32,220
Transportation Benefit District Fund	1,184	39	-	-	-	-	-	-	1,223
Transportation Fund	6,237	6,500	-	-	-	-	-	-	12,737
Total:	58,590	16,035	5,435	6,882	3,335	933	400	-	91,610
Unsecured Funding:	LTD Actuals	2021 Revised	2022	2023	2024	2025	2026	2027	Total
To Be Determined	-	-	-	-	-	3,759	4,409	4,929	13,097
Total:	-	-	-	-	-	3,759	4,409	4,929	13,097

¹Funds are appropriated through the Adopted Budget at the Budget Summary Level. All Amounts shown above are in thousands of dollars

Unsecured Funding Strategy: Funding for this program beyond 2024 is dependent upon a future voter approved levy.

O&M Impacts: SDOT has individual project budgets for the maintenance of painted markings, signage, signals, bridges and roadway structures, urban forestry, and sidewalks and pavement; these budgets are constrained by the availability of transportation specific and general funds. The SDOT Asset Management website (<https://www.seattle.gov/transportation/about-sdot/asset-management>) provides unconstrained operational cost forecasting by asset type, typical lifecycle and average maintenance cost ranges.

Pedestrian Master Plan - School Safety

Project No:	MC-TR-C059	BSL Code:	BC-TR-19003
Project Type:	Ongoing	BSL Name:	Mobility-Capital
Project Category:	Improved Facility	Location:	Citywide
Current Project Stage:	N/A	Council District:	Multiple
Start/End Date:	N/A	Neighborhood District:	Multiple
Total Project Cost:	N/A	Urban Village:	Multiple

This project improves pedestrian and bicycle safety around schools. The work typically includes school zone signing and 20mph flashing beacons; new crosswalks; curb bulbs; crossing beacons and pedestrian signals; new sidewalks and maintenance; traffic calming; changes to traffic circulation around schools; installation of school zone cameras; and school walking route maps. The base level of transportation funding provides improvements at approximately three to four schools per year. The project also funds safe biking and walking education and traffic safety outreach campaigns. Operation of school zone cameras is directly funded from the Seattle Police Department budget.

Resources	LTD Actuals	2021 Revised	2022	2023	2024	2025	2026	2027	Total
20% Red Light Camera Revenue	-	8	-	-	-	-	-	-	8
City Light Fund Revenues	-	729	-	-	-	-	-	-	729
Federal Grant Funds	2,917	86	-	-	-	-	-	-	3,003
General Fund	320	-	-	-	-	-	-	-	320
Real Estate Excise Tax II	5,074	17	-	-	-	-	-	-	5,090
School Camera Ticket Revenues	15,619	4,637	2,746	5,683	5,933	3,594	3,186	-	41,398
State Grant Funds	281	-	-	-	-	-	-	-	281
Transportation Funding Package - Lid Lift	3,690	-	-	-	-	-	-	-	3,690
Transportation Move Seattle Levy - Lid Lift	2,995	744	-	800	800	-	-	-	5,339
User Fees	1,909	-	-	-	-	-	-	-	1,909
Total:	32,805	6,221	2,746	6,483	6,733	3,594	3,186	-	61,768
Fund Appropriations / Allocations¹	LTD Actuals	2021 Revised	2022	2023	2024	2025	2026	2027	Total
Bridging The Gap Levy Fund	3,690	-	-	-	-	-	-	-	3,690
General Fund	320	-	-	-	-	-	-	-	320
Move Seattle Levy Fund	2,995	994	-	800	800	-	-	-	5,589
REET II Capital Fund	5,074	17	-	-	-	-	-	-	5,090
School Safety Traffic and Pedestrian Improvement Fund	15,633	4,381	2,746	5,683	5,933	3,594	3,186	-	41,156
Transportation Fund	5,093	829	-	-	-	-	-	-	5,922
Total:	32,805	6,221	2,746	6,483	6,733	3,594	3,186	-	61,768
Unsecured Funding:	LTD Actuals	2021 Revised	2022	2023	2024	2025	2026	2027	Total
To Be Determined	-	-	-	-	-	-	-	3,266	3,266
Total:	-	-	-	-	-	-	-	3,266	3,266

O&M Impacts: SDOT has individual project budgets for the maintenance of painted markings, signage, signals, bridges and roadway structures, urban forestry, and sidewalks and pavement; these budgets are constrained by the availability of transportation specific and general funds. The SDOT Asset Management website (<https://www.seattle.gov/transportation/about-sdot/asset-management>) provides unconstrained operational cost forecasting by asset type, typical lifecycle and average maintenance cost ranges.

¹Funds are appropriated through the Adopted Budget at the Budget Summary Level. All Amounts shown above are in thousands of dollars

Pedestrian Master Plan - Stairway Rehabilitation

Project No:	MC-TR-C031	BSL Code:	BC-TR-19003
Project Type:	Ongoing	BSL Name:	Mobility-Capital
Project Category:	Rehabilitation or Restoration	Location:	Various
Current Project Stage:	N/A	Council District:	Multiple
Start/End Date:	N/A	Neighborhood District:	Multiple
Total Project Cost:	N/A	Urban Village:	Multiple

This ongoing program implements the Pedestrian Master Plan. The primary goals of the Pedestrian Master Plan is to reduce the number of crashes involving pedestrians; make Seattle a more walkable city for all through equity in public engagement, service delivery, accessibility, and capital investments; develop a pedestrian environment that sustains healthy communities and supports a vibrant economy; and raise awareness of the important role of walking in promoting health and preventing disease. The sub-program, Stairway Rehabilitation, funds projects to rebuild and/or rehabilitate stairways to the current standards, that includes but not limited to adding proper width, step height, grip rail, landings, and other features required by the Americans with Disabilities Act. The historical LTD amount for the Stairway Rehabilitation is in project TC367150.

Resources	LTD Actuals	2021 Revised	2022	2023	2024	2025	2026	2027	Total
Commercial Parking Tax	23	-	-	-	-	-	-	-	23
General Fund	54	61	-	-	-	-	-	-	115
Miscellaneous Revenues	83	-	-	-	-	-	-	-	83
Multimodal Funds	115	-	62	64	-	66	-	-	307
Real Estate Excise Tax I	17	-	-	-	-	-	-	-	17
Real Estate Excise Tax II	38	49	49	49	113	49	-	-	347
State Gas Taxes - City Street Fund	14	-	-	-	-	-	-	-	14
Transportation Move Seattle Levy - Lid Lift	2,240	422	551	561	572	16	-	-	4,362
Vehicle Licensing Fees	1,670	812	832	851	871	273	-	-	5,308
Total:	4,254	1,343	1,494	1,525	1,556	403	-	-	10,575
Fund Appropriations / Allocations¹	LTD Actuals	2021 Revised	2022	2023	2024	2025	2026	2027	Total
General Fund	54	61	-	-	-	-	-	-	115
Move Seattle Levy Fund	2,240	422	551	561	572	16	-	-	4,362
REET I Capital Fund	17	-	-	-	-	-	-	-	17
REET II Capital Fund	38	49	49	49	113	49	-	-	347
Transportation Benefit District Fund	1,670	812	832	851	871	273	-	-	5,308
Transportation Fund	235	-	62	64	-	66	-	-	427
Total:	4,254	1,343	1,494	1,525	1,556	403	-	-	10,575
Unsecured Funding:	LTD Actuals	2021 Revised	2022	2023	2024	2025	2026	2027	Total
To Be Determined	-	-	-	-	-	573	1,006	1,031	2,610
Total:	-	-	-	-	-	573	1,006	1,031	2,610

Unsecured Funding Strategy: Funding for this program beyond 2024 is dependent upon a future voter approved levy.

O&M Impacts: This is a capital maintenance project that reduces the need for O&M by improving asset condition.

¹Funds are appropriated through the Adopted Budget at the Budget Summary Level. All Amounts shown above are in thousands of dollars

RapidRide C & D Line Improvements

Project No:	MC-TR-C106	BSL Code:	BC-TR-19003
Project Type:	Discrete	BSL Name:	Mobility-Capital
Project Category:	New Investment	Location:	Various
Current Project Stage:	Stage 1 - Pre-Project Development	Council District:	Multiple
Start/End Date:	2021 - 2022	Neighborhood District:	Multiple
Total Project Cost:	\$12,000	Urban Village:	Multiple

This project will deliver additional transit spot improvements aimed at improving travel time and reliability along RapidRide C&D lines, in preparation for Light Rail extensions into the West Seattle and Ballard neighborhoods. These projects make changes to SDOT-owned infrastructure, including streets and signals, and will result in adjustments to signal and street operations.

Resources	LTD Actuals	2021 Revised	2022	2023	2024	2025	2026	2027	Total
Sound Transit Funds	-	6,000	6,000	-	-	-	-	-	12,000
Total:	-	6,000	6,000	-	-	-	-	-	12,000
Fund Appropriations / Allocations ¹	LTD Actuals	2021 Revised	2022	2023	2024	2025	2026	2027	Total
Transportation Fund	-	6,000	6,000	-	-	-	-	-	12,000
Total:	-	6,000	6,000	-	-	-	-	-	12,000

O&M Impacts: SDOT has individual project budgets for the maintenance of painted markings, signage, signals, bridges and roadway structures, urban forestry, and sidewalks and pavement; these budgets are constrained by the availability of transportation specific and general funds. The SDOT Asset Management website (<https://www.seattle.gov/transportation/about-sdot/asset-management>) provides unconstrained operational cost forecasting by asset type, typical lifecycle and average maintenance cost ranges.

RapidRide Roosevelt

Project No:	MC-TR-C013	BSL Code:	BC-TR-19003
Project Type:	Discrete	BSL Name:	Mobility-Capital
Project Category:	Improved Facility	Location:	Various
Current Project Stage:	Stage 3 - Design	Council District:	Multiple
Start/End Date:	2013 - 2024	Neighborhood District:	Multiple
Total Project Cost:	\$103,458	Urban Village:	Multiple

This project will provide a high-quality service connecting Downtown Seattle with the neighborhoods of South Lake Union, Eastlake, University District, and Roosevelt. This project also includes protected bike lanes, streetscape improvements and intersection improvements including ADA-compliant curb ramps to provide connections to upgraded RapidRide stations.

Resources	LTD Actuals	2021 Revised	2022	2023	2024	2025	2026	2027	Total
Commercial Parking Tax	625	75	-	-	-	-	-	-	700
Federal Grant Funds	-	20,030	5,999	20,000	11,000	-	-	-	57,029
King County Funds	-	5,997	-	-	-	-	-	-	5,997
Real Estate Excise Tax II	350	-	-	-	-	-	-	-	350
State Grant Funds	-	3,000	-	8,969	3,000	-	-	-	14,969
Street Vacations - CRSU	650	-	-	-	-	-	-	-	650
Transportation Move Seattle Levy - Lid Lift	6,512	1,853	134	-	-	-	-	-	8,499
Water Rates	-	2,871	15,000	5,000	2,392	-	-	-	25,263
Total:	8,137	33,826	21,133	33,969	16,392	-	-	-	113,457
Fund Appropriations / Allocations¹	LTD Actuals	2021 Revised	2022	2023	2024	2025	2026	2027	Total
Move Seattle Levy Fund	6,523	1,842	134	-	-	-	-	-	8,499
REET II Capital Fund	350	-	-	-	-	-	-	-	350
Transportation Fund	614	31,984	20,999	33,969	16,392	-	-	-	103,959
Unrestricted Cumulative Reserve Fund	650	-	-	-	-	-	-	-	650
Total:	8,137	33,826	21,133	33,969	16,392	-	-	-	113,457

O&M Impacts: SDOT has individual project budgets for the maintenance of painted markings, signage, signals, bridges and roadway structures, urban forestry, and sidewalks and pavement; these budgets are constrained by the availability of transportation specific and general funds. The SDOT Asset Management website (<https://www.seattle.gov/transportation/about-sdot/asset-management>) provides unconstrained operational cost forecasting by asset type, typical lifecycle and average maintenance cost ranges.

¹Funds are appropriated through the Adopted Budget at the Budget Summary Level. All Amounts shown above are in thousands of dollars

Retaining Wall Repair and Restoration

Project No:	MC-TR-C032	BSL Code:	BC-TR-19001
Project Type:	Ongoing	BSL Name:	Major Maintenance/Replacement
Project Category:	Rehabilitation or Restoration	Location:	Citywide
Current Project Stage:	N/A	Council District:	Multiple
Start/End Date:	N/A	Neighborhood District:	Multiple
Total Project Cost:	N/A	Urban Village:	Multiple

This ongoing asset preservation program provides funding for City crews to repair or reconstruct retaining walls owned and maintained by SDOT. The repairs/reconstruction are crucial to preserving the adjoining sidewalks and roadways within the public right-of-way. The repair and/or replacement of more expensive retaining walls, such as the seawall, within the program is currently underfunded.

Resources	LTD Actuals	2021 Revised	2022	2023	2024	2025	2026	2027	Total
Commercial Parking Tax	697	91	-	-	-	-	-	-	789
General Fund	779	-	-	-	-	-	-	-	779
LTGO Bond Proceeds	130	-	-	-	-	-	-	-	130
Parking Garage Disposition Proceeds	1,500	-	-	-	-	-	-	-	1,500
Real Estate Excise Tax I	286	-	-	-	-	-	-	-	286
Real Estate Excise Tax II	3,990	282	212	212	212	212	-	-	5,120
State Gas Taxes - City Street Fund	481	-	-	-	-	-	-	-	481
Total:	7,863	373	212	212	212	212	-	-	9,085
Fund Appropriations / Allocations¹	LTD Actuals	2021 Revised	2022	2023	2024	2025	2026	2027	Total
Garage Disposition Proceeds	1,500	-	-	-	-	-	-	-	1,500
General Fund	779	-	-	-	-	-	-	-	779
REET I Capital Fund	286	-	-	-	-	-	-	-	286
REET II Capital Fund	3,990	282	212	212	212	212	-	-	5,120
Transportation Bond Fund	130	-	-	-	-	-	-	-	130
Transportation Fund	1,178	91	-	-	-	-	-	-	1,269
Total:	7,863	373	212	212	212	212	-	-	9,085
Unsecured Funding:	LTD Actuals	2021 Revised	2022	2023	2024	2025	2026	2027	Total
To Be Determined	-	-	-	-	-	-	212	217	429
Total:	-	-	-	-	-	-	212	217	429

O&M Impacts: This is a capital maintenance project that reduces the need for O&M by improving asset condition.

Route 40 Transit-Plus Multimodal Corridor

Project No:	MC-TR-C079	BSL Code:	BC-TR-19003
Project Type:	Discrete	BSL Name:	Mobility-Capital
Project Category:	Improved Facility	Location:	Various
Current Project Stage:	Stage 2 - Initiation, Project Definition, & Planning	Council District:	Multiple
Start/End Date:	2016 - 2024	Neighborhood District:	Multiple
Total Project Cost:	\$21,132	Urban Village:	Multiple

This project will design and construct transit speed and reliability improvements and upgraded bus stop passenger facilities. Improvements to the route, which connects Downtown, South Lake Union, Fremont, Ballard, and Northgate, will support conversion to RapidRide service by partner agency King County Metro.

Resources	LTD Actuals	2021 Revised	2022	2023	2024	2025	2026	2027	Total
Federal Grant Funds	-	4,000	-	-	-	-	-	-	4,000
State Grant Funds	-	3,000	3,434	3,000	-	-	-	-	9,434
Transportation Move Seattle Levy - Lid Lift	1,667	311	1,999	3,675	80	-	-	-	7,732
Vehicle License Fees \$60 & 0.1% Sales Tax	-	300	2,700	-	-	-	-	-	3,000
Total:	1,667	7,611	8,133	6,675	80	-	-	-	24,166
Fund Appropriations / Allocations¹	LTD Actuals	2021 Revised	2022	2023	2024	2025	2026	2027	Total
Move Seattle Levy Fund	1,667	311	1,999	3,675	80	-	-	-	7,732
Transportation Benefit District Fund	-	300	2,700	-	-	-	-	-	3,000
Transportation Fund	-	7,000	3,434	3,000	-	-	-	-	13,434
Total:	1,667	7,611	8,133	6,675	80	-	-	-	24,166
Unsecured Funding:	LTD Actuals	2021 Revised	2022	2023	2024	2025	2026	2027	Total
To Be Determined	-	-	-	-	5,966	-	-	-	5,966
Total:	-	-	-	-	5,966	-	-	-	5,966

Unsecured Funding Strategy: SDOT plans to compete for FTA and WSDOT grants, as well as work with regional partners to secure funding.

O&M Impacts: SDOT has individual project budgets for the maintenance of painted markings, signage, signals, bridges and roadway structures, urban forestry, and sidewalks and pavement; these budgets are constrained by the availability of transportation specific and general funds. The SDOT Asset Management website (<https://www.seattle.gov/transportation/about-sdot/asset-management>) provides unconstrained operational cost forecasting by asset type, typical lifecycle and average maintenance cost ranges.

¹Funds are appropriated through the Adopted Budget at the Budget Summary Level. All Amounts shown above are in thousands of dollars

Route 44 Transit-Plus Multimodal Corridor

Project No:	MC-TR-C078	BSL Code:	BC-TR-19003
Project Type:	Discrete	BSL Name:	Mobility-Capital
Project Category:	Improved Facility	Location:	Various
Current Project Stage:	Stage 2 - Initiation, Project Definition, & Planning	Council District:	Multiple
Start/End Date:	2019 - 2023	Neighborhood District:	Multiple
Total Project Cost:	\$14,604	Urban Village:	Multiple

This project will implement speed and reliability improvements along the Route 44 corridor. This project seeks to improve and make reliable the connection between the University of Washington, Wallingford, and Ballard. The project may add bus lanes, pedestrian improvements, channelization changes, signal modifications, transit signal priority, and new adaptive signals.

Resources	LTD Actuals	2021 Revised	2022	2023	2024	2025	2026	2027	Total
Commercial Parking Tax	50	-	-	-	-	-	-	-	50
Real Estate Excise Tax I	-	500	-	-	-	-	-	-	500
State Grant Funds	745	3,255	-	2,000	-	-	-	-	6,000
Transportation Move Seattle Levy - Lid Lift	1,398	508	3,700	2,791	106	-	-	-	8,504
Total:	2,194	4,262	3,700	4,791	106	-	-	-	15,054
Fund Appropriations / Allocations¹	LTD Actuals	2021 Revised	2022	2023	2024	2025	2026	2027	Total
Move Seattle Levy Fund	1,398	508	3,700	2,791	106	-	-	-	8,504
REET I Capital Fund	-	500	-	-	-	-	-	-	500
Transportation Fund	795	3,255	-	2,000	-	-	-	-	6,050
Total:	2,194	4,262	3,700	4,791	106	-	-	-	15,054

O&M Impacts: SDOT has individual project budgets for the maintenance of painted markings, signage, signals, bridges and roadway structures, urban forestry, and sidewalks and pavement; these budgets are constrained by the availability of transportation specific and general funds. The SDOT Asset Management website (<https://www.seattle.gov/transportation/about-sdot/asset-management>) provides unconstrained operational cost forecasting by asset type, typical lifecycle and average maintenance cost ranges.

¹Funds are appropriated through the Adopted Budget at the Budget Summary Level. All Amounts shown above are in thousands of dollars

Route 48 South Electrification

Project No:	MC-TR-C081	BSL Code:	BC-TR-19003
Project Type:	Discrete	BSL Name:	Mobility-Capital
Project Category:	New Investment	Location:	Various
Current Project Stage:	Stage 6 - Closeout	Council District:	Multiple
Start/End Date:	2018 - 2019	Neighborhood District:	Multiple
Total Project Cost:	\$42	Urban Village:	Multiple

This project will begin design of transit-related elements from Rainier Avenue South to NE 50th Street. The project includes two elements: 1) electrification of two gaps in the electric trolley network in order to convert King County Metro's Route 48 South to electric trolley bus operation and 2) transit operational, facility and access improvements along the two segments of Route 48 South. Elements could include bus stop improvements, thicker pavement at bus stops, upgrades to passenger amenities, and access improvements for pedestrians and cyclists connecting to bus stops.

Resources	LTD Actuals	2021 Revised	2022	2023	2024	2025	2026	2027	Total
Transportation Move Seattle Levy - Lid Lift	1	-	-	-	-	-	-	-	1
Total:	1	-	-	-	-	-	-	-	1
Fund Appropriations / Allocations ¹	LTD Actuals	2021 Revised	2022	2023	2024	2025	2026	2027	Total
Move Seattle Levy Fund	1	-	-	-	-	-	-	-	1
Total:	1	-	-	-	-	-	-	-	1

O&M Impacts: Not applicable - does not create new assets.

Route 48 Transit-Plus Multimodal Corridor

Project No:	MC-TR-C107	BSL Code:	BC-TR-19003
Project Type:	Discrete	BSL Name:	Mobility-Capital
Project Category:	Improved Facility	Location:	Various
Current Project Stage:	Stage 2 - Initiation, Project Definition, & Planning	Council District:	Multiple
Start/End Date:	2021 - 2024	Neighborhood District:	Central
Total Project Cost:	\$2,098	Urban Village:	Multiple

This project will make transit speed and reliability and access improvements along the Rt 48 corridor. This is the 7th of seven transit corridor projects included in the Levy to Move Seattle’s Transit-Plus Multimodal Corridor Program.

Resources	LTD Actuals	2021 Revised	2022	2023	2024	2025	2026	2027	Total
Federal Grant Funds	-	1,115	-	-	1,153	-	-	-	2,268
Transportation Move Seattle Levy - Lid Lift	-	340	645	-	-	-	-	-	985
Total:	-	1,456	645	-	1,153	-	-	-	3,254

Fund Appropriations / Allocations¹	LTD Actuals	2021 Revised	2022	2023	2024	2025	2026	2027	Total
Move Seattle Levy Fund	-	340	645	-	-	-	-	-	985
Transportation Fund	-	1,115	-	-	1,153	-	-	-	2,268
Total:	-	1,456	645	-	1,153	-	-	-	3,254

O&M Impacts: SDOT has individual project budgets for the maintenance of painted markings, signage, signals, bridges and roadway structures, urban forestry, and sidewalks and pavement; these budgets are constrained by the availability of transportation specific and general funds. The SDOT Asset Management website (<https://www.seattle.gov/transportation/about-sdot/asset-management>) provides unconstrained operational cost forecasting by asset type, typical lifecycle and average maintenance cost ranges.

Route 7 Transit-Plus Multimodal Corridor Project

Project No:	MC-TR-C053	BSL Code:	BC-TR-19003
Project Type:	Discrete	BSL Name:	Mobility-Capital
Project Category:	Improved Facility	Location:	Rainier AVE
Current Project Stage:	Stage 3 - Design	Council District:	Council District 3
Start/End Date:	2016 - 2022	Neighborhood District:	Multiple
Total Project Cost:	\$7,518	Urban Village:	Multiple

This project, in partnership with King County Metro, will make street improvement on Rainier Ave which could include key features: dedicated bus lanes and queue jumps; and improvements to crossings and transit connections to help people access transit safely.

Resources	LTD Actuals	2021 Revised	2022	2023	2024	2025	2026	2027	Total
Commercial Parking Tax	-	9	-	-	-	-	-	-	9
Real Estate Excise Tax I	-	943	-	-	-	-	-	-	943
Real Estate Excise Tax II	11	-	-	-	-	-	-	-	11
Transportation Move Seattle Levy - Lid Lift	3,223	2,390	1,886	-	-	-	-	-	7,499
Total:	3,233	3,342	1,886	-	-	-	-	-	8,461
Fund Appropriations / Allocations¹	LTD Actuals	2021 Revised	2022	2023	2024	2025	2026	2027	Total
Move Seattle Levy Fund	3,223	2,390	1,886	-	-	-	-	-	7,499
REET I Capital Fund	-	943	-	-	-	-	-	-	943
REET II Capital Fund	11	-	-	-	-	-	-	-	11
Transportation Fund	-	9	-	-	-	-	-	-	9
Total:	3,233	3,342	1,886	-	-	-	-	-	8,461

O&M Impacts: SDOT has individual project budgets for the maintenance of painted markings, signage, signals, bridges and roadway structures, urban forestry, and sidewalks and pavement; these budgets are constrained by the availability of transportation specific and general funds. The SDOT Asset Management website (<https://www.seattle.gov/transportation/about-sdot/asset-management>) provides unconstrained operational cost forecasting by asset type, typical lifecycle and average maintenance cost ranges.

S Lander St. Grade Separation

Project No:	MC-TR-C028	BSL Code:	BC-TR-19003
Project Type:	Discrete	BSL Name:	Mobility-Capital
Project Category:	New Facility	Location:	S Lander St/1st Ave S/4th Ave S
Current Project Stage:	Stage 5 - Construction	Council District:	Council District 2
Start/End Date:	2001 - 2020	Neighborhood District:	Greater Duwamish
Total Project Cost:	\$92,225	Urban Village:	Not in an Urban Village

This project constructs a grade separation of the S Lander St. roadway and the Burlington Northern mainline railroad tracks between First Avenue S and Fourth Avenue S.

Resources	LTD Actuals	2021 Revised	2022	2023	2024	2025	2026	2027	Total
City Light Fund Revenues	356	19	-	-	-	-	-	-	375
Drainage and Wastewater Rates	924	(139)	-	-	-	-	-	-	785
Federal Grant Funds	36,385	20,039	-	-	-	-	-	-	56,425
Interdepartmental Transfer	-	-	-	-	-	-	-	-	-
King County Funds	602	298	-	-	-	-	-	-	900
LTGO Bond Proceeds	3,759	504	-	-	-	-	-	-	4,263
Miscellaneous Grants or Donations	-	-	-	-	-	-	-	-	-
Parking Garage Disposition Proceeds	2,200	-	-	-	-	-	-	-	2,200
Partnership - WSDOT	482	-	-	-	-	-	-	-	482
Partnership Funds	249	(249)	-	-	-	-	-	-	-
Port of Seattle Funds	4,806	167	-	-	-	-	-	-	4,973
Private Funding/Donations	817	685	-	-	-	-	-	-	1,502
Real Estate Excise Tax II	932	677	-	-	-	-	-	-	1,609
State Gas Taxes - City Street Fund	185	-	-	-	-	-	-	-	185
State Grant Funds	5,509	1,802	-	-	-	-	-	-	7,311
Transportation Move Seattle Levy - Lid Lift	4,692	5,668	-	-	-	-	-	-	10,360
Vehicle Licensing Fees	35	-	-	-	-	-	-	-	35
Water Rates	1,548	(828)	-	-	-	-	-	-	720
Total:	63,482	28,642	-	-	-	-	-	-	92,125
Fund Appropriations / Allocations ¹	LTD Actuals	2021 Revised	2022	2023	2024	2025	2026	2027	Total
2008 Multipurpose LTGO Bond Fund	2,213	-	-	-	-	-	-	-	2,213
2016 Multipurpose LTGO Bond Fund	1,000	-	-	-	-	-	-	-	1,000
2017 LTGO Taxable Bond Fund	-	86	-	-	-	-	-	-	86
2017 Multipurpose LTGO Bond Fund	464	500	-	-	-	-	-	-	964
Garage Disposition Proceeds	2,200	-	-	-	-	-	-	-	2,200
Move Seattle Levy Fund	4,664	5,696	-	-	-	-	-	-	10,360
REET II Capital Fund	932	677	-	-	-	-	-	-	1,609
Transportation Benefit District Fund	35	-	-	-	-	-	-	-	35
Transportation Fund	51,974	21,683	-	-	-	-	-	-	73,658
Total:	63,482	28,642	-	-	-	-	-	-	92,125

¹Funds are appropriated through the Adopted Budget at the Budget Summary Level. All Amounts shown above are in thousands of dollars

O&M Impacts: This new asset will require additional O&M support. The annual estimate will be provided in the 2021 budget process.

SDOT ADA Program

Project No:	MC-TR-C057	BSL Code:	BC-TR-19003
Project Type:	Ongoing	BSL Name:	Mobility-Capital
Project Category:	Improved Facility	Location:	Citywide
Current Project Stage:	N/A	Council District:	Multiple
Start/End Date:	N/A	Neighborhood District:	Multiple
Total Project Cost:	N/A	Urban Village:	Multiple

This program is responsible for prioritizing and constructing curb ramps and accessible pedestrian signals (APS) and improving access to city facilities for those living with disabilities.

Resources	LTD Actuals	2021 Revised	2022	2023	2024	2025	2026	2027	Total
Commercial Parking Tax	73	-	-	-	-	-	-	-	73
Multimodal Funds	123	227	-	-	-	-	-	-	350
Real Estate Excise Tax II	6,819	2,949	898	-	1,558	2,062	-	-	14,285
School Camera Ticket Revenues	1,493	4,100	2,196	865	4,422	290	-	-	13,366
State Gas Taxes - Arterial City Street Fund	-	-	-	64	-	(64)	-	-	-
State Gas Taxes - City Street Fund	995	19	-	-	-	341	-	-	1,355
Street Vacations - SVF	-	-	-	-	-	-	-	-	-
Transportation Move Seattle Levy - Lid Lift	14,673	6,698	9,609	10,122	7,551	-	-	-	48,654
User Fees	268	232	-	-	-	-	-	-	500
Vehicle License Fees (2021)	-	150	334	338	343	-	-	-	1,165
Vehicle Licensing Fees	1,478	1,368	731	753	765	788	-	-	5,883
Total:	25,921	15,743	13,768	12,142	14,640	3,417	-	-	85,631
Fund Appropriations / Allocations¹	LTD Actuals	2021 Revised	2022	2023	2024	2025	2026	2027	Total
Move Seattle Levy Fund	14,673	6,698	9,609	10,122	7,551	-	-	-	48,654
REET II Capital Fund	6,819	2,949	898	-	1,558	2,062	-	-	14,285
School Safety Traffic and Pedestrian Improvement Fund	1,493	4,100	2,196	865	4,422	290	-	-	13,366
Transportation Benefit District Fund	1,478	1,518	1,065	1,091	1,108	788	-	-	7,048
Transportation Fund	1,459	478	-	64	-	277	-	-	2,278
Total:	25,921	15,743	13,768	12,142	14,640	3,417	-	-	85,631
Unsecured Funding:	LTD Actuals	2021 Revised	2022	2023	2024	2025	2026	2027	Total
To Be Determined	-	-	-	-	-	3,781	6,164	6,318	16,263
Total:	-	-	-	-	-	3,781	6,164	6,318	16,263

Unsecured Funding Strategy: Funding for this program beyond 2024 is dependent upon a future voter approved levy.

O&M Impacts: SDOT has individual project budgets for the maintenance of painted markings, signage, signals, bridges and roadway structures, urban forestry, and sidewalks and pavement; these budgets are constrained by the availability of transportation specific and general funds. The SDOT Asset Management website (<https://www.seattle.gov/transportation/about-sdot/asset-management>) provides unconstrained operational cost forecasting by asset type, typical lifecycle and average maintenance cost ranges.

¹Funds are appropriated through the Adopted Budget at the Budget Summary Level. All Amounts shown above are in thousands of dollars

Seattle Transportation Benefit District - Capital Improvements

Project No:	MC-TR-C097	BSL Code:	BC-TR-19003
Project Type:	Ongoing	BSL Name:	Mobility-Capital
Project Category:	Improved Facility	Location:	Citywide
Current Project Stage:	N/A	Council District:	Citywide
Start/End Date:	N/A	Neighborhood District:	Multiple
Total Project Cost:	N/A	Urban Village:	Multiple

This program funds projects improving transit speed, reliability, safety, and passenger amenities which occur along transit routes or at stops that serve the Urban Centers and Villages across the Seattle. The program will provide transit speed and reliability improvements allowing the people of Seattle to more quickly, effectively and safely travel via transit to, through, and between Urban Centers and Villages.

Resources	LTD Actuals	2021 Revised	2022	2023	2024	2025	2026	2027	Total
Vehicle License Fees \$60 & 0.1% Sales Tax	2,762	2,472	-	-	-	-	-	-	5,234
Total:	2,762	2,472	-	-	-	-	-	-	5,234
Fund Appropriations / Allocations ¹	LTD Actuals	2021 Revised	2022	2023	2024	2025	2026	2027	Total
Transportation Benefit District Fund	2,694	2,539	-	-	-	-	-	-	5,234
Transportation Fund	67	(67)	-	-	-	-	-	-	-
Total:	2,762	2,472	-	-	-	-	-	-	5,234

O&M Impacts: SDOT has individual project budgets for the maintenance of painted markings, signage, signals, bridges and roadway structures, urban forestry, and sidewalks and pavement; these budgets are constrained by the availability of transportation specific and general funds. The SDOT Asset Management website (<https://www.seattle.gov/transportation/about-sdot/asset-management>) provides unconstrained operational cost forecasting by asset type, typical lifecycle and average maintenance cost ranges.

Seattle Transportation Benefit District - Transit Improvements

Project No:	MC-TR-C108	BSL Code:	BC-TR-19003
Project Type:	Ongoing	BSL Name:	Mobility-Capital
Project Category:	Improved Facility	Location:	Multiple
Current Project Stage:	N/A	Council District:	Multiple
Start/End Date:	N/A	Neighborhood District:	Multiple
Total Project Cost:	N/A	Urban Village:	Multiple

This program funds infrastructure maintenance and capital improvements to maximize the efficiency of transit operations, including enhancements to transit speed, passenger amenities, transit street pavement maintenance, and reliability of transit service operated by King County Metro within the City of Seattle.

Resources	LTD Actuals	2021 Revised	2022	2023	2024	2025	2026	2027	Total
Transportation Sales Tax	-	5,000	1,000	1,000	1,500	2,000	2,000	1,500	14,000
Total:	-	5,000	1,000	1,000	1,500	2,000	2,000	1,500	14,000
Fund Appropriations / Allocations ¹	LTD Actuals	2021 Revised	2022	2023	2024	2025	2026	2027	Total
Transportation Benefit District Fund	-	5,000	1,000	1,000	1,500	2,000	2,000	1,500	14,000
Total:	-	5,000	1,000	1,000	1,500	2,000	2,000	1,500	14,000

O&M Impacts: SDOT has individual project budgets for the maintenance of painted markings, signage, bridges and roadway structures, urban forestry, sidewalks and pavement; these budgets are constrained by the availability of transportation specific and general funds. The SDOT Asset Management website (<https://www.seattle.gov/transportation/about-sdot/asset-management>) provides unconstrained operational cost forecasting by asset type, typical lifecycle and average maintenance cost ranges.

Seawall Maintenance

Project No:	MC-TR-C098	BSL Code:	BC-TR-19001
Project Type:	Ongoing	BSL Name:	Major Maintenance/Replacement
Project Category:	Rehabilitation or Restoration	Location:	Alaskan WAY
Current Project Stage:	N/A	Council District:	Council District 7
Start/End Date:	N/A	Neighborhood District:	Downtown
Total Project Cost:	N/A	Urban Village:	Multiple

This project will provide critical ongoing structural maintenance of the Elliott Bay Seawall, which is nearing completion. Replacement of existing assets, such as the Seawall, generally require minor maintenance, especially in the early years after the project is complete. However, the Seawall project is an exception as the asset has new features to maintain and the City, as part of its permit obligations, has committed to monitoring the performance of the habitat features over the next ten years and taking adaptive measures if performance goals are not met.

Resources	LTD Actuals	2021 Revised	2022	2023	2024	2025	2026	2027	Total
Commercial Parking Tax	455	694	209	655	253	704	306	54	3,330
Real Estate Excise Tax II	-	500	500	-	-	-	-	-	1,000
Street Vacations - SVF	36	-	-	-	-	-	-	-	36
Transportation Funding Package - Parking Tax	-	(39)	-	-	-	-	-	-	(39)
Total:	491	1,155	709	655	253	704	306	54	4,327
Fund Appropriations / Allocations¹	LTD Actuals	2021 Revised	2022	2023	2024	2025	2026	2027	Total
REET II Capital Fund	-	500	500	-	-	-	-	-	1,000
Transportation Fund	491	655	209	655	253	704	306	54	3,327
Total:	491	1,155	709	655	253	704	306	54	4,327
Unsecured Funding:	LTD Actuals	2021 Revised	2022	2023	2024	2025	2026	2027	Total
To Be Determined	-	-	-	-	-	-	-	260	260
Total:	-	-	-	-	-	-	-	260	260

O&M Impacts: This is a capital maintenance project that reduces the need for O&M by improving asset condition.

¹Funds are appropriated through the Adopted Budget at the Budget Summary Level. All Amounts shown above are in thousands of dollars

Shoreline Street End Program

Project No:	MC-TR-C011	BSL Code:	BC-TR-19003
Project Type:	Ongoing	BSL Name:	Mobility-Capital
Project Category:	Rehabilitation or Restoration	Location:	Various
Current Project Stage:	N/A	Council District:	Council District 7
Start/End Date:	N/A	Neighborhood District:	Multiple
Total Project Cost:	N/A	Urban Village:	Multiple

This project will maintain and improve Seattle’s designated shoreline street ends. There are currently 142 shoreline street ends throughout Seattle. Shoreline street ends are community assets, which provide the opportunity for residents and visitors to experience and enjoy Seattle’s shorelines. This project improves public access, protects unique views, and enhances habitat to create long-lasting assets.

Resources	LTD Actuals	2021 Revised	2022	2023	2024	2025	2026	2027	Total
Shoreline Street End Fees	1,824	532	1,151	779	787	783	798	804	7,457
Total:	1,824	532	1,151	779	787	783	798	804	7,457
Fund Appropriations / Allocations ¹	LTD Actuals	2021 Revised	2022	2023	2024	2025	2026	2027	Total
Transportation Fund	1,824	532	1,151	779	787	783	798	804	7,457
Total:	1,824	532	1,151	779	787	783	798	804	7,457

O&M Impacts: SDOT has individual project budgets for the maintenance of painted markings, signage, signals, bridges and roadway structures, urban forestry, and sidewalks and pavement; these budgets are constrained by the availability of transportation specific and general funds. The SDOT Asset Management website (<https://www.seattle.gov/transportation/about-sdot/asset-management>) provides unconstrained operational cost forecasting by asset type, typical lifecycle and average maintenance cost ranges.

Sidewalk Safety Repair

Project No:	MC-TR-C025	BSL Code:	BC-TR-19001
Project Type:	Ongoing	BSL Name:	Major Maintenance/Replacement
Project Category:	Rehabilitation or Restoration	Location:	Citywide
Current Project Stage:	N/A	Council District:	Multiple
Start/End Date:	N/A	Neighborhood District:	Multiple
Total Project Cost:	N/A	Urban Village:	Multiple

This ongoing project rehabilitates sidewalks damaged by street trees or where there are serious safety concerns as evidenced by claims, service requests, and potential City liability. The project includes opportunities for public/private partnerships with citizens, property owners, and businesses. Asset management principles are used to guide repair needs and establish priorities for maintaining the sidewalk (or walkway), curbs, curb ramps, and in some cases, a filler strip between the sidewalk and curb.

Resources	LTD Actuals	2021 Revised	2022	2023	2024	2025	2026	2027	Total
Real Estate Excise Tax I	-	-	-	2,100	2,100	2,100	-	-	6,300
Real Estate Excise Tax II	6,789	303	10	644	1,100	-	-	-	8,846
School Camera Ticket Revenues	1,992	8	-	-	-	-	-	-	2,000
State Gas Taxes - City Street Fund	(57)	124	-	-	-	-	-	-	68
Transportation Funding Package - Lid Lift	990	-	-	-	-	-	-	-	990
Transportation Move Seattle Levy - Lid Lift	8,088	2,970	3,894	1,272	351	42	-	-	16,617
Vehicle License Fees (2021)	-	500	1,112	1,228	1,143	-	-	-	3,983
Total:	17,804	3,904	5,016	5,243	4,695	2,142	-	-	38,804
Fund Appropriations / Allocations ¹	LTD Actuals	2021 Revised	2022	2023	2024	2025	2026	2027	Total
Bridging The Gap Levy Fund	990	-	-	-	-	-	-	-	990
Move Seattle Levy Fund	8,088	2,970	3,894	1,272	351	42	-	-	16,617
REET I Capital Fund	-	-	-	2,100	2,100	2,100	-	-	6,300
REET II Capital Fund	6,789	303	10	644	1,100	-	-	-	8,846
School Safety Traffic and Pedestrian Improvement Fund	1,992	8	-	-	-	-	-	-	2,000
Transportation Benefit District Fund	-	500	1,112	1,228	1,143	-	-	-	3,983
Transportation Fund	(57)	124	-	-	-	-	-	-	68
Total:	17,804	3,904	5,016	5,243	4,695	2,142	-	-	38,804
Unsecured Funding:	LTD Actuals	2021 Revised	2022	2023	2024	2025	2026	2027	Total
To Be Determined	-	-	-	-	-	1,800	2,100	2,100	6,000
Total:	-	-	-	-	-	1,800	2,100	2,100	6,000

Unsecured Funding Strategy: Funding for this program beyond 2024 is dependent upon a future voter approved levy.

O&M Impacts: This is a capital maintenance project that reduces the need for O&M by improving asset condition.

¹Funds are appropriated through the Adopted Budget at the Budget Summary Level. All Amounts shown above are in thousands of dollars

Signal Major Maintenance

Project No:	MC-TR-C026	BSL Code:	BC-TR-19001
Project Type:	Ongoing	BSL Name:	Major Maintenance/Replacement
Project Category:	Rehabilitation or Restoration	Location:	Citywide
Current Project Stage:	N/A	Council District:	Multiple
Start/End Date:	N/A	Neighborhood District:	Multiple
Total Project Cost:	N/A	Urban Village:	Multiple

This project addresses major work related to the basic infrastructure at traffic signals such as poles, span wires, mast arms, wiring, equipment interconnectivity, video equipment and cabinets to improve and upgrade the traffic signal system. The project also is used for replacement of signal cabinets. The expected life of a signal is 30 years; currently there are more than 1,100 signals within the City.

Resources	LTD Actuals	2021 Revised	2022	2023	2024	2025	2026	2027	Total
Commercial Parking Tax	2,600	377	-	-	-	688	712	-	4,377
Developer Mitigation	-	240	-	-	-	-	-	-	240
Interdepartmental Transfer	-	1	-	-	-	-	-	-	1
Real Estate Excise Tax II	1,012	1	-	-	-	-	-	-	1,013
Transportation Move Seattle Levy - Lid Lift	4,138	2,008	1,413	1,762	1,801	132	-	-	11,255
Vehicle License Fees \$60 & 0.1% Sales Tax	-	650	-	-	-	-	-	-	650
Total:	7,750	3,277	1,413	1,762	1,801	820	712	-	17,536
Fund Appropriations / Allocations¹	LTD Actuals	2021 Revised	2022	2023	2024	2025	2026	2027	Total
Move Seattle Levy Fund	4,138	2,008	1,413	1,762	1,801	132	-	-	11,255
REET II Capital Fund	1,012	1	-	-	-	-	-	-	1,013
Transportation Benefit District Fund	-	650	-	-	-	-	-	-	650
Transportation Fund	2,600	618	-	-	-	688	712	-	4,618
Total:	7,750	3,277	1,413	1,762	1,801	820	712	-	17,536
Unsecured Funding:	LTD Actuals	2021 Revised	2022	2023	2024	2025	2026	2027	Total
To Be Determined	-	-	-	-	-	1,300	1,213	730	3,243
Total:	-	-	-	-	-	1,300	1,213	730	3,243

Unsecured Funding Strategy: Funding for this program beyond 2024 is dependent upon a future voter approved levy.

O&M Impacts: This is a capital maintenance project that reduces the need for O&M by improving asset condition.

¹Funds are appropriated through the Adopted Budget at the Budget Summary Level. All Amounts shown above are in thousands of dollars

Sound Transit - East Link

Project No:	MC-TR-C004	BSL Code:	BC-TR-19003
Project Type:	Ongoing	BSL Name:	Mobility-Capital
Project Category:	New Facility	Location:	Citywide
Current Project Stage:	N/A	Council District:	Multiple
Start/End Date:	N/A	Neighborhood District:	Multiple
Total Project Cost:	N/A	Urban Village:	Multiple

This project provides design review, permitting, and construction support services for the Sound Transit East Link Extension project. It will provide a connection from the Eastside to downtown Seattle, Sea-Tac Airport and the University of Washington. Ten stations will serve Seattle, Mercer Island, Bellevue, Bel-Red and Overlake in Redmond.

Resources	LTD Actuals	2021 Revised	2022	2023	2024	2025	2026	2027	Total
Sound Transit Funds	551	302	70	70	-	-	-	-	993
Total:	551	302	70	70	-	-	-	-	993
Fund Appropriations / Allocations ¹	LTD Actuals	2021 Revised	2022	2023	2024	2025	2026	2027	Total
Transportation Fund	551	302	70	70	-	-	-	-	993
Total:	551	302	70	70	-	-	-	-	993

O&M Impacts: This project provides SDOT support to Sound Transit, who will own the light rail asset. SDOT has individual project budgets for the maintenance of painted markings, signage, signals, bridges and roadway structures, urban forestry, and sidewalks and pavement; these budgets are constrained by the availability of transportation specific and general funds. The SDOT Asset Management website (<https://www.seattle.gov/transportation/about-sdot/asset-management>) provides unconstrained operational cost forecasting by asset type, typical lifecycle and average maintenance cost ranges.

Sound Transit 3

Project No:	MC-TR-C088	BSL Code:	BC-TR-19003
Project Type:	Ongoing	BSL Name:	Mobility-Capital
Project Category:	New Facility	Location:	Various
Current Project Stage:	N/A	Council District:	Multiple
Start/End Date:	N/A	Neighborhood District:	Not in a Neighborhood District
Total Project Cost:	N/A	Urban Village:	Multiple

The City of Seattle is committed to actively collaborating with Sound Transit early in the environmental assessment and design phases of ST3 projects to refine and provide certainty around project scope and cost estimates, and to streamline and expedite the permitting processes.

Resources	LTD Actuals	2021 Revised	2022	2023	2024	2025	2026	2027	Total
Commercial Parking Tax	571	128	-	-	-	-	-	-	699
General Fund	41	10	-	-	-	-	-	-	51
Real Estate Excise Tax II	-	1,204	1,437	-	1,816	-	1,530	-	5,987
Sound Transit Funds	404	6,130	153	4	4	4	-	-	6,698
Street Use Fees	-	-	-	-	-	-	-	1,897	1,897
Street Vacations - SVF	1,000	242	-	-	-	-	-	-	1,243
User Fees	1,939	474	560	1,772	-	1,851	-	-	6,596
Total:	3,955	8,190	2,151	1,775	1,819	1,855	1,530	1,897	23,172
Fund Appropriations / Allocations ¹	LTD Actuals	2021 Revised	2022	2023	2024	2025	2026	2027	Total
General Fund	41	10	-	-	-	-	-	-	51
REET II Capital Fund	-	1,204	1,437	-	1,816	-	1,530	-	5,987
Transportation Fund	3,914	6,976	714	1,775	4	1,855	-	1,897	17,134
Total:	3,955	8,190	2,151	1,775	1,819	1,855	1,530	1,897	23,172

O&M Impacts: This project provides SDOT support to Sound Transit, who will own the light rail asset. SDOT has individual project budgets for the maintenance of painted markings, signage, signals, bridges and roadway structures, urban forestry, and sidewalks and pavement; these budgets are constrained by the availability of transportation specific and general funds. The SDOT Asset Management website (<https://www.seattle.gov/transportation/about-sdot/asset-management>) provides unconstrained operational cost forecasting by asset type, typical lifecycle and average maintenance cost ranges.

Sound Transit North Link

Project No:	MC-TR-C027	BSL Code:	BC-TR-19003
Project Type:	Discrete	BSL Name:	Mobility-Capital
Project Category:	New Facility	Location:	Various
Current Project Stage:	Stage 5 - Construction	Council District:	Multiple
Start/End Date:	2011 - 2022	Neighborhood District:	Multiple
Total Project Cost:	\$2,025	Urban Village:	Multiple

This project provides design review, permitting, and construction support services for the Sound Transit North Link project (University District to Northgate). The 4.3-mile line includes stations at Northgate, the Roosevelt neighborhood, and the University District.

Resources	LTD Actuals	2021 Revised	2022	2023	2024	2025	2026	2027	Total
Partnership - WSDOT	-	223	-	-	-	-	-	-	223
Sound Transit Funds	1,402	145	-	-	-	-	-	-	1,547
Total:	1,402	369	-	-	-	-	-	-	1,770

Fund Appropriations / Allocations ¹	LTD Actuals	2021 Revised	2022	2023	2024	2025	2026	2027	Total
Transportation Fund	1,402	369	-	-	-	-	-	-	1,770
Total:	1,402	369	-	-	-	-	-	-	1,770

O&M Impacts: This project provides SDOT support to Sound Transit, who will own the light rail asset. SDOT has individual project budgets for the maintenance of painted markings, signage, signals, bridges and roadway structures, urban forestry, and sidewalks and pavement; these budgets are constrained by the availability of transportation specific and general funds. The SDOT Asset Management website (<https://www.seattle.gov/transportation/about-sdot/asset-management>) provides unconstrained operational cost forecasting by asset type, typical lifecycle and average maintenance cost ranges.

SPU Drainage Partnership - Broadview Pedestrian Improvements

Project No:	MC-TR-C036	BSL Code:	BC-TR-19003
Project Type:	Discrete	BSL Name:	Mobility-Capital
Project Category:	Improved Facility	Location:	Various
Current Project Stage:	Stage 3 - Design	Council District:	Council District 5
Start/End Date:	2016 - 2022	Neighborhood District:	Northwest
Total Project Cost:	\$7,160	Urban Village:	Bitter Lake Village

This project funding will be used to install pedestrian improvements as part of SPU's larger Broadview Sewer and Drainage Improvement project. The Broadview sewer system was built in the 1950's and cannot handle the combination of additional flow from the homes and business that have developed since then and the additional storm water that is entering the system from downspouts directly connected to the sewer system as well as additional storm water entering through deteriorated pipes. This area is also lacking conventional sidewalks and would benefit from pedestrian improvements. The overall project goal is to reduce the potential for sewer backups and surface flooding for the Broadview neighborhood while improving the pedestrian environments.

Resources	LTD Actuals	2021 Revised	2022	2023	2024	2025	2026	2027	Total
State Grant Funds	-	1,000	-	-	-	-	-	-	1,000
Transportation Move Seattle Levy - Lid Lift	729	4,558	1,874	-	-	-	-	-	7,160
Total:	729	5,558	1,874	-	-	-	-	-	8,160
Fund Appropriations / Allocations¹	LTD Actuals	2021 Revised	2022	2023	2024	2025	2026	2027	Total
Move Seattle Levy Fund	729	4,558	1,874	-	-	-	-	-	7,160
Transportation Fund	-	1,000	-	-	-	-	-	-	1,000
Total:	729	5,558	1,874	-	-	-	-	-	8,160
Unsecured Funding:	LTD Actuals	2021 Revised	2022	2023	2024	2025	2026	2027	Total
To Be Determined	-	-	-	1,026	-	-	-	-	1,026
Total:	-	-	-	1,026	-	-	-	-	1,026

O&M Impacts: This is a capital maintenance project that reduces the need for O&M by improving asset condition.

SPU Drainage Partnership - South Park

Project No:	MC-TR-C054	BSL Code:	BC-TR-19001
Project Type:	Discrete	BSL Name:	Major Maintenance/Replacement
Project Category:	Rehabilitation or Restoration	Location:	TBD
Current Project Stage:	Stage 2 - Initiation, Project Definition, & Planning	Council District:	Council District 1
Start/End Date:	2016 - 2022	Neighborhood District:	Greater Duwamish
Total Project Cost:	\$9,999	Urban Village:	South Park

This funding will be used to partner with SPU's South Park Drainage Improvement projects. SPU is planning to install a pump station to control flooding in the South Park area. However, that alone will not control flooding. Many streets in the area are in poor condition and don't have a street drainage collection system. This funding will allow SPU and SDOT to partner to install the needed collection systems and repair the deteriorated roads.

Resources	LTD Actuals	2021 Revised	2022	2023	2024	2025	2026	2027	Total
Transportation Move Seattle Levy - Lid Lift	1,287	612	8,100	-	-	-	-	-	9,999
Total:	1,287	612	8,100	-	-	-	-	-	9,999
Fund Appropriations / Allocations ¹	LTD Actuals	2021 Revised	2022	2023	2024	2025	2026	2027	Total
Move Seattle Levy Fund	1,287	612	8,100	-	-	-	-	-	9,999
Total:	1,287	612	8,100	-	-	-	-	-	9,999

O&M Impacts: This is a capital maintenance project that reduces the need for O&M by improving asset condition.

¹Funds are appropriated through the Adopted Budget at the Budget Summary Level. All Amounts shown above are in thousands of dollars

SR-520 Project

Project No:	MC-TR-C087	BSL Code:	BC-TR-19002
Project Type:	Ongoing	BSL Name:	Major Projects
Project Category:	New Investment	Location:	SR520 WB
Current Project Stage:	N/A	Council District:	Multiple
Start/End Date:	N/A	Neighborhood District:	Multiple
Total Project Cost:	N/A	Urban Village:	Multiple

This project provides policy, planning, and technical analysis support to the Seattle Department of Transportation Director and elected officials to review and comment on the Environmental Impact Statement and the design for SR-520. This regional project included the work associated with the replacement of the SR-520 bridge with a six-lane bridge, new freeway interchanges at Montlake Boulevard and Lake Washington Boulevard, and other improvements.

Resources	LTD Actuals	2021 Revised	2022	2023	2024	2025	2026	2027	Total
General Fund	33	-	-	-	-	-	-	-	33
Interdepartmental Transfer	-	-	-	-	-	-	-	-	-
Partnership - WSDOT	4,454	5,122	1,846	1,846	1,846	-	-	-	15,114
Private Funding/Donations	543	-	-	-	-	-	-	-	543
Real Estate Excise Tax I	54	-	-	-	-	-	-	-	54
Sound Transit Funds	4	103	-	-	-	-	-	-	107
State Gas Taxes - City Street Fund	1,199	184	-	138	138	-	-	-	1,658
Street Vacations - SVF	54	-	105	-	-	-	-	-	159
Transportation Funding Package - Parking Tax	-	-	-	-	-	-	-	-	-
Vehicle Licensing Fees	60	-	-	-	-	-	-	-	60
Total:	6,401	5,409	1,951	1,984	1,984	-	-	-	17,729
Fund Appropriations / Allocations¹	LTD Actuals	2021 Revised	2022	2023	2024	2025	2026	2027	Total
General Fund	33	-	-	-	-	-	-	-	33
REET I Capital Fund	54	-	-	-	-	-	-	-	54
Transportation Benefit District Fund	60	-	-	-	-	-	-	-	60
Transportation Fund	6,254	5,409	1,951	1,984	1,984	-	-	-	17,582
Total:	6,401	5,409	1,951	1,984	1,984	-	-	-	17,729

O&M Impacts: SDOT has individual project budgets for the maintenance of painted markings, signage, signals, bridges and roadway structures, urban forestry, and sidewalks and pavement; these budgets are constrained by the availability of transportation specific and general funds. The SDOT Asset Management website (<https://www.seattle.gov/transportation/about-sdot/asset-management>) provides unconstrained operational cost forecasting by asset type, typical lifecycle and average maintenance cost ranges. For SDOT, the annual O&M cost to support new City-owned and maintained infrastructure built by the next major phase of the SR-520 program is estimated at \$56,000. The SR-520 program will also replace existing City infrastructure, such as new street and sidewalk pavement, which will reduce SDOT annual O&M costs in the near term.

¹Funds are appropriated through the Adopted Budget at the Budget Summary Level. All Amounts shown above are in thousands of dollars

Street Lighting Program

Project No:	MC-TR-C076	BSL Code:	BC-TR-19001
Project Type:	Ongoing	BSL Name:	Major Maintenance/Replacement
Project Category:	Rehabilitation or Restoration	Location:	Citywide
Current Project Stage:	N/A	Council District:	Multiple
Start/End Date:	N/A	Neighborhood District:	Multiple
Total Project Cost:	N/A	Urban Village:	Multiple

This project provides funding for the right of way (ROW) lighting components of transportation projects, where the cost of those components will ultimately be borne by the City's General Subfund. The project enables the Seattle Department of Transportation, the Department of Finance, and Seattle City Light to plan for these costs. Funding is provided from the Light Fund, which recovers these costs through streetlight rates charged by Seattle City Light to the City's General Subfund. SDOT develops project specific estimates of the cost of lighting components in the year prior to construction. No projects are budgeted for 2019 and 2020. For 2021 through 2025, the funds displayed below have not yet been allocated to specific projects but will be allocated once detailed project cost estimates are developed.

O&M Impacts: Not applicable - does not create new assets.

Structures Major Maintenance

Project No:	MC-TR-C112	BSL Code:	BC-TR-19001
Project Type:	Ongoing	BSL Name:	Major Maintenance/Replacement
Project Category:	Rehabilitation or Restoration	Location:	Citywide
Current Project Stage:	N/A	Council District:	
Start/End Date:	N/A	Neighborhood District:	Multiple
Total Project Cost:	N/A	Urban Village:	Multiple

This program provides for major maintenance and rehabilitation of the City's bridges and structural assets that are maintained by the Roadway Structures Division. Examples of improvements that could be funded by this project include: electrical and mechanical upgrades of moveable bridge operating and control systems, repair of cracks and maintenance of concrete and steel structures, and site protection of bridge facilities.

Resources	LTD Actuals	2021 Revised	2022	2023	2024	2025	2026	2027	Total
Real Estate Excise Tax II	-	1,000	3,660	1,200	-	-	-	-	5,860
Vehicle License Fees (2021)	-	850	-	-	-	-	-	-	850
Total:	-	1,850	3,660	1,200	-	-	-	-	6,710
Fund Appropriations / Allocations¹	LTD Actuals	2021 Revised	2022	2023	2024	2025	2026	2027	Total
REET II Capital Fund	-	1,000	3,660	1,200	-	-	-	-	5,860
Transportation Benefit District Fund	-	850	-	-	-	-	-	-	850
Total:	-	1,850	3,660	1,200	-	-	-	-	6,710

O&M Impacts: Not applicable - does not create new assets.

Thomas Street Redesigned

Project No:	MC-TR-C105	BSL Code:	BC-TR-19003
Project Type:	Discrete	BSL Name:	Mobility-Capital
Project Category:	Improved Facility	Location:	Thomas St. from 5th Ave N to Dexter Ave N
Current Project Stage:	Stage 3 - Design	Council District:	Council District 7
Start/End Date:	2020 - 2023	Neighborhood District:	
Total Project Cost:	\$3,073	Urban Village:	Uptown

The project makes improvements to Thomas St from 5th Ave N to Dexter Ave N, including, but not limited to: (1) a half block closure of 5th Ave N and Thomas St to create a public plaza adjacent to the Seattle Center skate park, (2) a 36' wide pedestrian and bicycle promenade from 5th Ave N to Dexter Ave N, and (3) a protected intersection at Dexter Ave N and Thomas St.

Resources	LTD Actuals	2021 Revised	2022	2023	2024	2025	2026	2027	Total
General Fund	28	(473)	765	191	-	-	-	-	510
Landscape Conservation & Local Infrastructure Program	329	500	1,040	221	-	-	-	-	2,090
Real Estate Excise Tax I	-	350	276	151	-	-	-	-	777
State Gas Taxes - Arterial City Street Fund	-	-	-	231	-	-	-	-	231
State Gas Taxes - City Street Fund	-	-	1,769	-	-	-	-	-	1,769
Transportation Network Company Revenue	-	473	-	-	-	-	-	-	473
Total:	356	850	3,850	794	-	-	-	-	5,850
Fund Appropriations / Allocations¹	LTD Actuals	2021 Revised	2022	2023	2024	2025	2026	2027	Total
General Fund	28	-	765	191	-	-	-	-	983
REET I Capital Fund	-	350	276	151	-	-	-	-	777
Transportation Fund	329	500	2,809	452	-	-	-	-	4,090
Total:	356	850	3,850	794	-	-	-	-	5,850

O&M Impacts: SDOT has individual project budgets for the maintenance of painted markings, signage, signals, bridges and roadway structures, urban forestry, and sidewalks and pavement; these budgets are constrained by the availability of transportation specific and general funds. The SDOT Asset Management website (<https://www.seattle.gov/transportation/about-sdot/asset-management>) provides unconstrained operational cost forecasting by asset type, typical life cycle and average maintenance cost ranges.

Transit Corridor Improvements

Project No:	MC-TR-C029	BSL Code:	BC-TR-19003
Project Type:	Ongoing	BSL Name:	Mobility-Capital
Project Category:	Improved Facility	Location:	Citywide
Current Project Stage:	N/A	Council District:	Multiple
Start/End Date:	N/A	Neighborhood District:	Multiple
Total Project Cost:	N/A	Urban Village:	Multiple

This program implements multimodal projects which improve transit speed, reliability, access, safety, and convenience. The program focuses on corridors and projects identified in the Transit Master Plan. Funding from Move Seattle Levy and other local funding sources are used to leverage partnership opportunities.

Resources	LTD Actuals	2021 Revised	2022	2023	2024	2025	2026	2027	Total
City Light Fund Revenues	7	-	-	-	-	-	-	-	7
Commercial Parking Tax	1,666	-	-	-	-	-	-	-	1,666
Developer Mitigation	222	482	-	-	-	-	-	-	704
Federal Grant Funds	3,546	-	-	-	-	-	-	-	3,546
King County Funds	1,582	484	-	-	-	-	-	-	2,066
LTGO Bond Proceeds	973	-	-	-	-	-	-	-	973
Private Funding/Donations	476	47	-	-	-	-	-	-	523
Sound Transit Funds	2,497	3,885	-	-	-	-	-	-	6,382
State Grant Funds	8,037	-	-	-	-	-	-	-	8,037
Transportation Funding Package - Lid Lift	18,908	-	-	-	-	-	-	-	18,908
Transportation Move Seattle Levy - Lid Lift	7,789	110	2,000	4,186	3,361	-	-	-	17,446
Vehicle License Fees \$60 & 0.1% Sales Tax	2,569	5,485	-	-	-	-	-	-	8,054
Vehicle Licensing Fees	6,538	2,416	1,271	1,090	944	1,044	-	-	13,303
Total:	54,810	12,909	3,271	5,276	4,305	1,044	-	-	81,615
Fund Appropriations / Allocations¹	LTD Actuals	2021 Revised	2022	2023	2024	2025	2026	2027	Total
2016 Multipurpose LTGO Bond Fund	973	-	-	-	-	-	-	-	973
Bridging The Gap Levy Fund	18,908	-	-	-	-	-	-	-	18,908
Move Seattle Levy Fund	7,789	110	2,000	4,186	3,361	-	-	-	17,446
Transportation Benefit District Fund	9,107	7,901	1,271	1,090	944	1,044	-	-	21,357
Transportation Fund	18,033	4,897	-	-	-	-	-	-	22,930
Total:	54,810	12,909	3,271	5,276	4,305	1,044	-	-	81,615
Unsecured Funding:	LTD Actuals	2021 Revised	2022	2023	2024	2025	2026	2027	Total
To Be Determined	-	-	-	-	-	2,900	4,010	4,110	11,020
Total:	-	-	-	-	-	2,900	4,010	4,110	11,020

Unsecured Funding Strategy: Funding for this program beyond 2024 is dependent upon a future voter approved levy.

O&M Impacts: SDOT has individual project budgets for the maintenance of painted markings, signage, signals, bridges and roadway structures, urban forestry, and sidewalks and pavement; these budgets are constrained by the availability of transportation specific and general funds. The SDOT Asset Management website (<https://www.seattle.gov/transportation/about-sdot/asset-management>) provides unconstrained operational cost forecasting by asset type, typical lifecycle and average maintenance cost ranges.

¹Funds are appropriated through the Adopted Budget at the Budget Summary Level. All Amounts shown above are in thousands of dollars

Urban Forestry Capital Establishment

Project No:	MC-TR-C050	BSL Code:	BC-TR-19001
Project Type:	Ongoing	BSL Name:	Major Maintenance/Replacement
Project Category:	New Investment	Location:	Citywide
Current Project Stage:	N/A	Council District:	Multiple
Start/End Date:	N/A	Neighborhood District:	Multiple
Total Project Cost:	N/A	Urban Village:	Multiple

This project includes funding transferred from other capital projects for trees and landscaping costs. This project is necessary to allow for capital projects to close in a timely way, but to ensure support to complete the three-year establishment for trees and associated planting installed by the project.

Resources	LTD Actuals	2021 Revised	2022	2023	2024	2025	2026	2027	Total
Commercial Parking Tax	69	11	-	-	-	-	-	-	80
LTGO Bond Proceeds	9	-	-	-	-	-	-	-	9
Real Estate Excise Tax II	104	-	-	-	-	-	-	-	104
State Gas Taxes - City Street Fund	19	9	9	9	9	9	-	-	63
Street Vacations - CRSU	350	-	-	-	-	-	-	-	350
Street Vacations - SVF	18	34	-	-	-	-	-	-	52
Trail and Open Space Levy	13	-	-	-	-	-	-	-	13
Transportation Funding Package - Lid Lift	16	-	-	-	-	-	-	-	16
Transportation Move Seattle Levy - Lid Lift	193	444	-	-	-	-	-	-	637
Vehicle Licensing Fees	-	4	-	-	-	-	-	-	4
Total:	791	502	9	9	9	9	-	-	1,329
Fund Appropriations / Allocations ¹	LTD Actuals	2021 Revised	2022	2023	2024	2025	2026	2027	Total
2008 Parks Levy Fund	13	-	-	-	-	-	-	-	13
2011 Multipurpose LTGO Bond Fund	9	-	-	-	-	-	-	-	9
Bridging The Gap Levy Fund	16	-	-	-	-	-	-	-	16
Move Seattle Levy Fund	193	444	-	-	-	-	-	-	637
REET II Capital Fund	104	-	-	-	-	-	-	-	104
Transportation Benefit District Fund	-	4	-	-	-	-	-	-	4
Transportation Fund	106	54	9	9	9	9	-	-	195
Unrestricted Cumulative Reserve Fund	350	-	-	-	-	-	-	-	350
Total:	791	502	9	9	9	9	-	-	1,329

O&M Impacts: This CIP supports urban forestry staff to maintain landscapes installed by SDOT capital projects.

¹Funds are appropriated through the Adopted Budget at the Budget Summary Level. All Amounts shown above are in thousands of dollars

Vision Zero

Project No:	MC-TR-C064	BSL Code:	BC-TR-19003
Project Type:	Ongoing	BSL Name:	Mobility-Capital
Project Category:	Improved Facility	Location:	Citywide
Current Project Stage:	N/A	Council District:	Multiple
Start/End Date:	N/A	Neighborhood District:	Multiple
Total Project Cost:	N/A	Urban Village:	Multiple

Vision Zero is an approach to traffic safety, with the goal of ending traffic deaths and serious injuries. At the core of Vision Zero is the belief that death and injury on city streets is preventable. Collisions are often the result of poor behaviors and unforgiving roadway designs. This project approaches the problem from the angle of creating street designs that emphasize safety, predictability, and the potential for human error, and will complete 12-15 corridor safety projects over 9 years to improve safety for all travelers on our highest-crash streets. Corridors identified as part of the Move Seattle Levy include: 65th St., Rainier Ave S, 35th Ave SW, SW Roxbury St, Greenwood/Phinney, 1st Ave/1st Ave S, 12th Ave/12th Ave E, Aurora Ave N, Lake City Way, Sand Point Way, E Marginal Way, Airport Way, 35th Ave NE, 15th Ave NE, MLK Jr. Way S, and 5th Ave NE.

Resources	LTD Actuals	2021 Revised	2022	2023	2024	2025	2026	2027	Total
Commercial Parking Tax	1,336	6	-	-	-	-	-	-	1,341
Federal Grant Funds	1,240	2,471	-	-	-	-	-	-	3,710
General Fund	538	10	-	-	-	-	-	-	548
Real Estate Excise Tax I	977	23	-	-	-	-	-	-	1,000
Real Estate Excise Tax II	252	10	-	-	-	500	-	-	762
State Gas Taxes - City Street Fund	29	-	-	-	-	-	-	-	29
State Grant Funds	-	1,750	-	-	-	-	-	-	1,750
Transportation Funding Package - Lid Lift	62	-	-	-	-	-	-	-	62
Transportation Move Seattle Levy - Lid Lift	14,046	2,725	4,019	849	1,461	-	-	-	23,099
Transportation Network Company Revenue	-	200	-	-	-	-	-	-	200
Vehicle License Fees (2021)	-	1,125	2,224	2,255	2,287	-	-	-	7,891
Total:	18,479	8,319	6,243	3,104	3,748	500	-	-	40,392
Fund Appropriations / Allocations¹	LTD Actuals	2021 Revised	2022	2023	2024	2025	2026	2027	Total
Bridging The Gap Levy Fund	62	-	-	-	-	-	-	-	62
General Fund	538	210	-	-	-	-	-	-	748
Move Seattle Levy Fund	14,046	2,725	4,019	849	1,461	-	-	-	23,099
REET I Capital Fund	977	23	-	-	-	-	-	-	1,000
REET II Capital Fund	252	10	-	-	-	500	-	-	762
Transportation Benefit District Fund	-	1,125	2,224	2,255	2,287	-	-	-	7,891
Transportation Fund	2,604	4,226	-	-	-	-	-	-	6,830
Total:	18,479	8,319	6,243	3,104	3,748	500	-	-	40,392
Unsecured Funding:	LTD Actuals	2021 Revised	2022	2023	2024	2025	2026	2027	Total
To Be Determined	-	-	-	-	-	2,448	2,510	2,572	7,530
Total:	-	-	-	-	-	2,448	2,510	2,572	7,530

Unsecured Funding Strategy: SDOT will evaluate deliverables, prioritize and scale projects to the extent feasible, and continue to pursue grant and partnership opportunities to resolve potential funding deficits. Funding for this program beyond 2024 is dependent upon a future voter approved levy.

O&M Impacts: SDOT has individual project budgets for the maintenance of painted markings, signage, signals, bridges and roadway structures, urban forestry, and sidewalks and pavement; these budgets are constrained by the availability of transportation specific and general funds. The SDOT Asset Management website (<https://www.seattle.gov/transportation/about-sdot/asset-management>) provides unconstrained operational cost forecasting by asset type, typical lifecycle and average maintenance cost ranges.

¹Funds are appropriated through the Adopted Budget at the Budget Summary Level. All Amounts shown above are in thousands of dollars

Water Structures

Project No:	MC-TR-C111	BSL Code:	BC-TR-19001
Project Type:	Ongoing	BSL Name:	Major Maintenance/Replacement
Project Category:	Rehabilitation or Restoration	Location:	Various
Current Project Stage:	N/A	Council District:	Council District 6
Start/End Date:	N/A	Neighborhood District:	Ballard
Total Project Cost:	N/A	Urban Village:	Ballard

This project funds SDOT's water structures rehabilitation and replacement efforts. SDOT's water structures are limited, totaling 3 piers (Washington Street on Elliot Bay in Pioneer Square, Madison Street on Elliott Bay in the Downtown Core and 24th Ave NW on the Lake Washington Ship Canal in Ballard). SDOT's structural expertise may also be used by other departments with piers and other water structures upon request.

Resources	LTD Actuals	2021 Revised	2022	2023	2024	2025	2026	2027	Total
Miscellaneous Revenues	-	398	-	-	-	-	-	-	398
Street Use Fees	98	(98)	-	300	300	300	300	300	1,500
User Fees	-	-	300	-	-	-	-	-	300
Total:	98	300	300	300	300	300	300	300	2,198
Fund Appropriations / Allocations¹	LTD Actuals	2021 Revised	2022	2023	2024	2025	2026	2027	Total
Transportation Fund	98	300	300	300	300	300	300	300	2,198
Total:	98	300	300	300	300	300	300	300	2,198

O&M Impacts:

¹Funds are appropriated through the Adopted Budget at the Budget Summary Level. All Amounts shown above are in thousands of dollars

Waterfront Transportation Infrastructure Maintenance

Project No:	MC-TR-C109	BSL Code:	BC-TR-16000
Project Type:	Ongoing	BSL Name:	Central Waterfront
Project Category:	Rehabilitation or Restoration	Location:	Central Waterfront
Current Project Stage:	N/A	Council District:	Multiple
Start/End Date:	N/A	Neighborhood District:	Downtown
Total Project Cost:	N/A	Urban Village:	Downtown

The Waterfront Seattle program is reconstructing existing transportation infrastructure, Alaskan Way and Elliott Way as well as other streets and bridges. It is also building new transportation infrastructure, the Union Street Pedestrian Bridge, Overlook Walk and Pine Street connector. Each of these program elements includes transportation assets such as; pavement, sidewalks, ADA ramps, signs, signals, markings and landscapes that will need on-going maintenance to remain safe and in a state of good repair.

This program is a capital infrastructure maintenance program to keep the new or rebuilt assets in a state of good repair, consistent with the long-term maintenance commitments made by the City in the Protest Waiver Agreement for the Waterfront LID, approved by City Council in January 2019. In the long-term it is also intended that this program set aside funds for future asset replacement or rehabilitation as necessary.

Resources	LTD Actuals	2021 Revised	2022	2023	2024	2025	2026	2027	Total
Commercial Parking Tax	-	100	100	250	500	500	600	-	2,050
Total:	-	100	100	250	500	500	600	-	2,050

Fund Appropriations / Allocations¹	LTD Actuals	2021 Revised	2022	2023	2024	2025	2026	2027	Total
Transportation Fund	-	100	100	250	500	500	600	-	2,050
Total:	-	100	100	250	500	500	600	-	2,050

O&M Impacts: This program is intended to address the on-going maintenance needs of the new or reconstructed transportation assets provided by the Waterfront program.

West Marginal Way Safe Street and Accessibility Improvements

Project No:	MC-TR-C103	BSL Code:	BC-TR-19003
Project Type:	Discrete	BSL Name:	Mobility-Capital
Project Category:	New Facility	Location:	West Marginal Way SW and SW Alaska St
Current Project Stage:	Stage 2 - Initiation, Project Definition, & Planning	Council District:	Council District 1
Start/End Date:	2020 - 2022	Neighborhood District:	Not in a Neighborhood District
Total Project Cost:	\$2,750	Urban Village:	Not in an Urban Village

This project will implement rail crossing improvements, street crossing improvements, and sidewalk connections in the vicinity of West Marginal Way SW and SW Alaska St. Funding for the project in 2020 (\$750,000) is intended project design and agency coordination with the BNSF Railway.

Resources	LTD Actuals	2021 Revised	2022	2023	2024	2025	2026	2027	Total
General Fund	-	(500)	500	-	-	-	-	-	-
LTGO Bond Proceeds	-	1,650	1,150	-	-	-	-	-	2,800
Transportation Network Company Revenue	-	500	-	-	-	-	-	-	500
Total:	-	1,650	1,650	-	-	-	-	-	3,300
Fund Appropriations / Allocations¹	LTD Actuals	2021 Revised	2022	2023	2024	2025	2026	2027	Total
2021 West Seattle Bridge Repair LTGO Bond Fund	-	1,650	-	-	-	-	-	-	1,650
2022 Multipurpose LTGO Bond Fund	-	-	1,150	-	-	-	-	-	1,150
General Fund	-	-	500	-	-	-	-	-	500
Total:	-	1,650	1,650	-	-	-	-	-	3,300

Unsecured Funding Strategy: Funding for this project may depend upon the availability of grants or identification of new/incremental revenue sources.

O&M Impacts: SDOT has individual project budgets for the maintenance of painted markings, signage, signals, bridges and roadway structures, urban forestry, and sidewalks and pavement; these budgets are constrained by the availability of transportation specific and general funds. The SDOT Asset Management website (<https://www.seattle.gov/transportation/about-sdot/asset-management>) provides unconstrained operational cost forecasting by asset type, typical lifecycle and average maintenance cost ranges.

¹Funds are appropriated through the Adopted Budget at the Budget Summary Level. All Amounts shown above are in thousands of dollars

West Seattle Bridge Immediate Response

Project No:	MC-TR-C110	BSL Code:	BC-TR-19001
Project Type:	Discrete	BSL Name:	Major Maintenance/Replacement
Project Category:	Rehabilitation or Restoration	Location:	West Seattle Bridge Spanning the Duwamish
Current Project Stage:	Stage 2 - Initiation, Project Definition, & Planning	Council District:	Multiple
Start/End Date:	2020 - 2022	Neighborhood District:	Greater Duwamish
Total Project Cost Range:	159,170 - 224,711	Urban Village:	Not in an Urban Village

This CIP funds the first few years of work for the West Seattle Bridge Program, including broad community engagement efforts and early work on the Reconnect West Seattle multimodal strategy. The capital delivery components include emergency repairs and bridge stabilization work that may include shoring and/or controlled removal, bridge replacement options analysis and design, and Spokane Swing (Low) Bridge repairs and enhancements. In parallel, this CIP funds a broad multimodal strategy (Reconnect West Seattle) to accommodate cross-Duwamish travel that formerly used the high-rise bridge in partnership with King County Metro, Sound Transit, WSDOT, Washington State Ferries, BNSF, the Port of Seattle, other state and federal agencies, private mobility providers, large employers, and the general public. In 2020/2021, SDOT will implement improvements developed from this process. The 2020 Appropriations are supported by an Interfund Loan to be repaid by the 2021 LTGO Bond Issuance.

Resources	LTD Actuals	2021 Revised	2022	2023	2024	2025	2026	2027	Total
Federal Grant Funds	-	37,651	-	-	-	-	-	-	37,651
LTGO Bond Proceeds	29,429	45,134	44,634	-	-	-	-	-	119,198
Total:	29,429	82,785	44,634	-	-	-	-	-	156,848
Fund Appropriations / Allocations ¹	LTD Actuals	2021 Revised	2022	2023	2024	2025	2026	2027	Total
2021 West Seattle Bridge Repair LTGO Bond Fund	29,546	45,017	-	-	-	-	-	-	74,564
2022 Multipurpose LTGO Bond Fund	-	-	44,634	-	-	-	-	-	44,634
Transportation Fund	(117)	37,767	-	-	-	-	-	-	37,651
Total:	29,429	82,785	44,634	-	-	-	-	-	156,848

Financial Planning Strategy: SDOT and CBO continue to evaluate the funding strategy for the repair and replacement of the West Seattle Bridge. The initial funding will be LTGO bonds, with the debt service paid for by Real Estate Excise Tax. SDOT will work to identify potential partnership funding.

O&M Impacts: O&M Costs are still being evaluated.

¹Funds are appropriated through the Adopted Budget at the Budget Summary Level. All Amounts shown above are in thousands of dollars

Seattle City Light

Overview

Seattle City Light (City Light) is a municipally owned electric utility that operates as a department of the City of Seattle. The utility serves a population of approximately 955,000 people living in a 131 square-mile area, which includes the City of Seattle and several adjoining jurisdictions. To serve these customers, City Light owns, maintains, and operates a multi-billion-dollar physical plant. The physical plant includes:

- A power generation system consisting of seven hydroelectric plants on the Pend Oreille, Skagit, Cedar, and Tolt rivers with a combined capacity of approximately 2,000 megawatts.
- 667 miles of high-voltage transmission lines.
- A distribution system with 16 major substations and more than 2,500 miles of overhead and underground cable.
- A state-of-the-art System Operations Center coordinating the City's electric system.
- Billing and metering technology tracking over 481,000 accounts.

City Light's Capital Improvement Program (CIP) is the vehicle for repairing, upgrading, and expanding this infrastructure. With planned spending of \$2.6 billion over the 2022-2027 timeframe, the CIP funds a variety of safety improvements, mitigation activities, and licensing requirements. Funding for the CIP comes primarily from retail electricity sales, sales of surplus power on the wholesale market, and the sale of revenue bonds. Federal and state grant funding is also an expected source in this timeframe.

Thematic Priorities

The foundational goal of the CIP is to support City Light's mission of providing customers with affordable, reliable, and environmentally responsible energy services. The CIP reflects ongoing operational priorities as well as new business strategies identified in the utility's 2022-2026 Strategic Plan, adopted in July 2021 via Resolution 32007. The five strategic plan business strategies are:

1. Improve the Customer Experience

Objective: Consistently meet customers' needs by providing employees with the opportunities and training required to deliver targeted and responsive solutions.

2. Create our Energy Future

Objectives: Build and maintain a smart, resilient, flexible, dynamic, and reliable grid infrastructure. Prepare for the increased integration of distributed energy resources and more customer options. Work to reverse historic inequities and avoid collateral harm to underserved populations by intentionally prioritizing their needs as we create our energy future.

3. Develop Workforce and Organizational Agility

Objective: Foster an organization that is nimble, adaptive, and responsive and cultivate a workforce with the skills and knowledge to advance social justice.

4. Ensure Financial Stewardship and Affordability

Objective: Support long-term affordability in Seattle by offering rates that are transparent, understandable, reasonable, equitable, and consistent for all customers, including vulnerable populations. This commitment includes developing a sustainable and predictable approach to setting rates over time.

2022-2027 Proposed Capital Improvement Program

5. We Power

Objectives: Continue to advance our mission to provide our customers with affordable, reliable, and environmentally responsible energy services. Prioritize diversity, equity, and inclusion in all that we do. Actively manage and mitigate the constraints, risks, and uncertainty of operating in a COVID-adjusted environment.

Notable CIP areas that advance our strategic plan business strategies and support our core mission and values are:

Investments to Create our Energy Future

The CIP includes significant new funding for projects to support advancement toward Seattle’s objective of transitioning away from fossil fuels and achieving a zero-carbon city. Grid modernization investments will update and modernize the distribution system to improve resiliency, add flexibility, and maintain reliability. Projects supporting electrification include pursuing electrification of a local steam franchise utility, large-scale maritime electrification projects, as well as continuing to expand electric vehicle charging infrastructure. Green energy resource growth will entail projects to develop distributed generation (solar, wind, etc.), energy storage, demand-side management, and other distributed energy resource (DER) technology. Finally grant matching funds to support pursuit of federal and state stimulus dollars to accelerate various new energy technologies will comprise a new project called ‘Utility Next.’

Technology and Cyber Security

Improvements are planned for various foundational technology systems that underpin our system operations and customer interactions. Investments include an expanded customer self-service portal, upgraded advanced meter infrastructure, and improved and connected customer metering and billing systems to provide a better service experience for customers. Upgrades to the Geospatial Information System (GIS) and the Outage Management System (OMS) support progress to grid transformation. A major upgrade of the Work and Asset Management System (WAMS) is also planned. In tandem with our technology investments, hardening our assets against cyber threats requires advanced developments in cyber security programs, technology governance, and operations.

Hydroelectric Project Relicensing

The federal license for the Skagit River Hydroelectric Project, a series of three dams that produces approximately 20% of City Light’s owned generation capacity, expires in 2025. Renewing the license with the Federal Energy Regulatory Commission (FERC) also means reviewing the safety, cost, environmental, and cultural impacts of the continued operation of the project. Between 2020 and 2023, City Light will collaborate with local partners to develop an application for a new license that will last for the next 30-50 years. The license will include requirements around protecting the environment and the culture of the watershed. In addition, the South Fork Tolt Hydroelectric Project is also up for FERC license renewal in 2027. For the Boundary Hydroelectric Project, various protection, mitigation, and enhancement activities are needed to fulfill requirements mandated by its 2014 FERC license and settlement agreement.

Transmission & Distribution Infrastructure Maintenance

Reliable energy delivery requires systematic maintenance of transmission and distribution assets. Pole replacements are a major capital effort; we have accelerated the pace of replacements due to a critical need to replace poles that have deteriorated. Other major program investments include expansion of the network distribution system in the north downtown area to realize systemwide benefits from the

new Denny Substation, as well as replacement of failing underground cables.

Preserving Hydroelectric Generation Assets

Preservation of Seattle's legacy hydroelectric generation facilities is accomplished through prudent and systematic investments and maintenance. Planned enhancements include a wide range of dam safety investments; an improved outage management system; long-term planning for small legacy hydroelectric projects such as Cedar Falls; improvements of ancillary systems and facilities including powerhouse systems; plant automation; and cyber security investments.

Workforce, Facilities and Fleets

Part of supporting an agile workforce entails providing a work environment that is conducive to productivity, collaboration, and innovation. A major restacking project will fund renovation of office space in the Seattle Municipal Tower to improve ergonomics, modify workspaces to accommodate modern technology, and reduce the utility's footprint in downtown core. Similarly, strategic fleet investments will replace aging vehicles with electric-powered alternatives that are greener and more efficient.

Race and Social Justice

Recent events have made clear the need for all organizations to examine their role in the structures that uphold systemic racism and City Light is no exception. The utility is actively engaged in the Citywide effort to rebuild Seattle as a city that is racially just, equitable, and inclusive. In developing and executing the CIP, City Light will work to prioritize positive outcomes and reverse historic inequities for underserved communities, including Black, Indigenous, and people of color as well as immigrants, refugees, persons experiencing low incomes, English language learners, youth, and seniors. This includes prioritizing the electrification of public transit with resulting air quality and other health benefits accruing to historically underserved communities, and a focus on job creation and economic activity with an emphasis on historically excluded populations.

Project Selection Criteria

City Light's planning process is designed to ensure project funding best meets customers' current and future needs, and to position the utility to meet current and future strategic and operational challenges. Project ideas to accomplish baseline service delivery come from throughout City Light. Staff members in the operational divisions are responsible for creating official proposals. Members of each of the utility's organizational lines of business (e.g., power supply, transmission and distribution, fleets and facilities, technology, and customer service) prioritize capital spending within their divisions and then submit recommended projects through a centralized capital budgeting system.

Discrete projects are prioritized using a scoring tool with six criteria: Safety, System Reliability, Improved Level of Service, Environmental Stewardship, Financial Cost-Benefit, and Community Interest. Programs with ongoing funding are prioritized using three criteria: Criticality, Need (Urgency), and Safety. The process gives priority to mandatory requirements and existing projects before considering future projects and new initiatives. City Light's staff-level Capital Planning Team and executive-level Capital Asset Review and Evaluation Committee (CARE) review the scored and prioritized list of projects to develop City Light's six-year CIP.

For any capital project with a total cost exceeding \$1.0 million, utility staff develop a business case to document the project expectations and rationale and provide a cost-benefit analysis of alternatives. Availability of funding and labor resources limits the CIP, and to balance overall needs

2022-2027 Proposed Capital Improvement Program

within these constraints, City Light may rescope, reschedule, or defer projects in the six-year CIP.

2022-2027 Proposed CIP Highlights

The 2022-2027 Proposed CIP outlines \$2.6 billion in capital spending over six years for power supply, transmission, distribution, external projects, and central utility needs.

2022-2027 Proposed CIP Summary of Allocations by Program (in 1,000s)

Program/SubProgram	2022	2023	2024	2025	2026	2027
Central Utility Projects	36,438	33,070	33,827	26,590	27,937	27,896
CUSTOMER AND BILLING	3,154	45	45	45	45	45
FINANCE AND IT SYSTEMS	1,393	1,764	1,849	1,749	2,793	1,637
FLEETS AND FACILITIES	31,891	31,261	31,933	24,796	25,099	26,214
Distribution	235,082	274,965	264,500	275,951	275,470	254,570
DISTRIBUTION OTHER	24,104	35,315	26,996	28,103	31,138	30,992
NETWORK	24,534	25,021	25,574	24,697	23,063	23,814
RADIAL	98,332	119,464	123,161	132,756	126,109	99,501
SERVICE CONNECTIONS	62,266	66,773	61,315	63,150	67,576	65,897
SUBSTATIONS	25,847	28,392	27,456	27,245	27,584	34,366
External Projects	41,640	24,233	18,667	18,114	22,789	23,558
LOCAL JURISDICTIONS	20,486	10,404	10,291	12,518	16,861	18,950
TRANSPORTATION RELOCATIONS	21,154	13,829	8,376	5,596	5,928	4,608
Power Supply	137,793	125,927	105,136	104,388	98,821	122,090
BOUNDARY	38,706	53,334	32,468	26,181	25,542	42,072
CEDAR FALLS - TOLT	5,386	4,634	5,168	8,339	8,840	5,764
CONSERVATION & ENVIRONMENTAL	42,724	43,056	43,191	43,641	44,411	44,754
POWER SUPPLY OTHER	2,562	1,474	2,111	2,303	1,392	1,536
SKAGIT	48,415	23,428	22,198	23,924	18,635	27,964
Transmission	6,743	9,559	8,707	8,436	9,181	9,254
TRANSMISSION	6,743	9,559	8,707	8,436	9,181	9,254
Grand Total	457,696	467,755	430,838	433,479	434,197	437,368

A selection of projects from each program follows.

Central Utility Projects

Projects in this program provide for centralized billing and customer service systems, financial and information technology systems, and vehicle fleets and facilities that are not part of the power generating plant (e.g., equipment shops, service centers, and maintenance yards) and includes City Light's work on transportation electrification.

For 2022, there is \$36.4 million in funding for 22 Central Utility Projects including \$8,220,000 in additional new funding for Office Furniture and Equipment (MC-CL-XF9103). Highlights include:

- Office Furniture and Equipment Replacement (MC-CL-XF9103): \$8,520,500
This ongoing project funds renovations of office space and capital replacement of office equipment, including modular office workstations, conference room ensemble furniture, flexible group workspaces, and major office machines. Improvements will enhance worker safety, with improved light, airflow, and ergonomics, as well as enhance productivity and team collaboration. This project also supports the City's Space Reduction Pilot, which aims to reduce the utility's footprint in the downtown core by 25% to achieve cost efficiencies.

2022-2027 Proposed Capital Improvement Program

- Equipment Fleet Replacement (MC-CL-XF9101): \$7,714,581
This ongoing project funds the purchase of light-duty and heavy-duty mobile equipment fleet vehicles. This includes replacement of specialized fleet vehicles for electric utility use, as well as enhancements and additions of green alternatives such as electric powered vehicles.
- Service Center Facility Improvements (MC-CL-XF9107): \$5,685,690
This ongoing project improves office, shop, storage, and exterior areas in the North and South Service Centers. The projects may include improvements to building envelopes, interior renovations and upgrades, such as office redesign and restroom upgrades, and exterior improvements such as parking lot modifications to increase efficiency, productivity, safety and optimize use of space.
- Transportation Electrification (MC-CL-XF9239): \$3,180,004
This ongoing project develops electrification infrastructure to support light-duty, medium-duty, and heavy-duty electric vehicles as well as ferry and port systems. Improvements will be developed based on feedback from customer engagement. Efforts are expected to support areas including electrified public transit, fleet electrification, and electric vehicle charging.
- Customer Information System (MC-CL-ZC9937): \$3,108,611
This project funds upgrades to the Customer Information System known as the Utility Self Service Portal that serves customers of both Seattle Public Utilities and City Light. This project empowers the customer to utilize real-time, self-serve options that improves engagement between the utilities and customers, enhances web presence, and enables both customer-facing and internal process efficiencies.
- Safety Modifications (MC-CL-XF9006): \$1,700,577
This ongoing project funds facility modifications and equipment to address imminent and critical safety needs. The project includes physical upgrades and revisions to systems, equipment, properties, and facilities, as needed to comply with safety regulations and best practices for a safe, efficient, and secure work environment.
- Georgetown Steam Plant Access Road (MC-CL-XF9233): \$1,478,001
This project will design and construct a road and associated infrastructure for public access to the Georgetown Steam Plant. This work will be partially funded by King County, who initiated street development in 2000 that cut off access to the steam plant.

Distribution

Projects in this program include improvements to City Light's distribution substations, relays, feeders, network distribution systems, overhead and underground radial distribution systems, service connections, customer meters, operational technology, and other facilities and assets related to the distribution system.

For 2022, there is \$235.0 million included for 57 projects in Distribution, including \$15,793,000 in increased funding for the Accelerated Pole Replacement Program under MC-CL-YR8351 and \$8,000,000 for Pole Attachments under MC-CL-YR8452. In addition, there are four new Master Projects added to the CIP: CenTrio Electrification Program (MC-CL-ZS8510) for \$2,000,000, Grid Modernization (MC-CL-YD9510) for \$1,719,000, Utility Next (MC-CL-YD9520) for \$1,000,000, and Maritime Transportation Electrification Program (MC-CL-ZS8520) for \$300,000. Highlights include:

- Overhead Equipment Replacements (MC-CL-YR8351): \$48,718,369

2022-2027 Proposed Capital Improvement Program

This ongoing project replaces overhead distribution equipment nearing the end of its usable life, is overloaded, or no longer has an available supply of spare parts. These items include, but are not limited to, poles, cross-arms, transformers, and open-wire secondaries.

- Medium Overhead and Underground Services (MC-CL-ZS8366): \$19,507,725

This ongoing project funds engineering and installation of radial electric power service connections with medium-sized power requirements of 50 KVA to 2.5 MVA and 26 kV. The cost of this work is generally reimbursed by the requesting customer.

- Underground Equipment Replacements (MC-CL-YR8353): \$17,045,237

This ongoing project replaces and improves underground electrical system equipment that is failing or approaching the end of its useful life. This project enhances distribution system reliability, avoiding unplanned outages or interruption of service due to equipment failure.

- Pole Attachments (MC-CL-YR8452): \$16,056,725

This ongoing project funds preparing poles for the attachment of communication infrastructure owned by other entities. The construction costs associated with this work are typically fully reimbursable and attachments generate ongoing revenues through pole attachment rental fees.

- Software Replacement Strategy (MC-CL-YD9969): \$11,082,225

This project funds the upgrade or replacement of components of the Utility Technology Portfolio. Timely upgrades and replacements ensure that technology and enterprise level software resources are kept up to date and fully functional.

- Network Additions and Services – Broad Street Substation (MC-CL-ZS8363): \$10,901,335

This ongoing project funds electrical service connections, capacity additions, and related improvements in response to customer service requests within the Broad Street network area. The project also funds replacement or installation of network transformers, network protectors and specialty transformers, or in-building vault retrofits or other short duration system improvement needs that may be identified during construction.

- Denny Substation – Network (MC-CL-YN8404): \$10,646,669

This ongoing project funds network system work in the Denny Substation network area. Work may include design and construction, engineering design at the substation network interface, and underground conversion of streetlights, traffic signals, and telecom and fiber optic systems.

- Substation Equipment Improvements (MC-CL-YS7752): \$6,117,098

This ongoing project adds, replaces, and upgrades substation equipment, particularly substation electrical and control equipment. The project also funds installation of remote control and monitoring of substation equipment from the System Control Center, which facilitates faster response time to correct system instability or outages. This work maintains and improves system reliability, permits compliance with high voltage and environmental regulations, and ensures safe work sites.

- Network Additions and Services – Denny (MC-CL-ZS8405): \$6,057,448

This ongoing project provides electrical service connections and related improvements in response to customer service needs within the North Downtown network area. The project provides civil and electrical design assistance to customers to connect existing and proposed buildings to the North Downtown network system. This project also performs capacity addition work associated with

service connections, and replaces or installs network transformers, network protectors, and bus tie-switches.

- Small Overhead and Underground Services (MC-CL-ZS8367): \$6,020,267
This ongoing project funds engineering and installation of radial electric power service connections with small size power requirements of less than 50 KVA and 26 kV. The cost of this work is generally reimbursed by the requesting customer.
- Grid Modernization (MC-CL-YD9510): \$1,719,000
This project funds installation of technology and equipment to modernize the distribution grid, including distribution system sensors, automated and remote switches, and demand response systems. This project implements the Grid Modernization Plan and Roadmap, which describes the work needed to build a next-generation electric grid that can flexibly and cost-effectively absorb demand growth from electrification of buildings and transportation.
- Utility Next (MC-CL-YD9520): \$1,000,000.
This project funds grant matching for the Utility Next portfolio, which aims to leverage stimulus and grant funding to augment and accelerate progress in grid modernization, renewable energy, electrification, and workforce development.

External Projects

Projects in this program respond to requests from local jurisdictions to relocate distribution services from overhead to underground systems per the terms of franchise agreements; maintain and upgrade the streetlight system; relocate utility infrastructure in response to major transportation projects; and provide capital improvements in response to other customer-requested service needs.

For 2022, the CIP includes \$41.6 million in funding for 10 external projects. Highlights include:

- SR 520 Bridge Relocations (MC-CL-ZT8435): \$7,477,982
This project funds relocation and installation of power service infrastructure, such as feeder extensions, to support WSDOT's replacement of the State Route 520 Bridge from Montlake to I-5. This project is projected to be fully reimbursable by WSDOT.
- Transportation Streetlights (MC-CL-ZL8377): \$6,783,952
This ongoing project funds relocation of streetlights that are displaced by City of Seattle transportation projects.
- Alaskan Way Viaduct and Seawall Replacement - Utility Relocations (MC-CL-ZT8307): \$6,408,043
This project funds relocation of electric distribution infrastructure associated with the replacement of the Alaskan Way Viaduct and improvements to the Seawall and Central Waterfront.
- Seattle Waterfront Streetlights (MC-CL-ZL8481): \$6,384,633
This project funds new streetlights in the Seattle Waterfront area. The redevelopment of the Seattle Waterfront follows the Alaskan Way Viaduct replacement and is led by the Office of the Waterfront.
- Streetlight Arterial, Residential and Flood (MC-CL-ZL8378): \$4,334,416
This ongoing project funds streetlights and floodlights requested by various taxing jurisdictions and other customers. Lights may be provided in public right of way and on private property, for either public or private benefit.

- Local Transportation Driven Relocations (MC-CL-ZT8369): \$4,079,846

This ongoing project funds relocation of electrical lines to accommodate or take advantage of transportation-related projects, street vacations, or other projects initiated by outside agencies such as SDOT, WSDOT, or suburban municipalities. Work includes modifications to the distribution system, including replacement or modifications of line segments, poles, and underground facilities. Some costs may be reimbursable by the requesting outside agencies.

Power Supply

Projects in this program include improvements to dams, generators, powerhouses, as well as compliance work to meet federal licensing and environmental mitigation requirements for hydroelectric dams. Rebuilds or replacements of major power production equipment is sequenced to reduce the impact to power generation and to minimize fluctuations in the annual amount of capital spending.

For 2022, the CIP includes \$137.8 million in funding for 58 projects in Power Supply. Four new CIP projects are conversions from Deferred O&M projects and together add \$42.7 million to this program. Highlights include:

- Skagit – Relicensing (MC-CL-XS6986): \$41,521,787

This ongoing project provides support of the relicensing activities for the Skagit River Hydroelectric Project including support of staff, environmental studies, documentation, and consultation. Relicensing work began in 2019. The current FERC license for the Skagit Project expires in 2025, and the license application is due for submission to FERC in May 2023.

- Boundary – Licensing Mitigation (MC-CL-XB6987): \$16,926,739

This ongoing project implements protection, mitigation, and enhancement measures (PMEs) required by the terms and conditions of the license issued by FERC in 2013. The license allows for the continued operation of the Boundary Hydroelectric Project, City Light's largest generating station producing approximately 25% to 40% of its power supply.

- Boundary Powerhouse Generator Step-up Transformer Replacement (MC-CL-XB6493): \$7,182,959

This project replaces six existing step-up transformers at Boundary Dam and funds the purchase of a seventh transformer to keep as a spare in inventory due to long lead times for these specialized parts. This project helps avoid prolonged loss of generation due to forced outage.

- Boundary Powerhouse – Unit 54 Generator Rebuild (MC-CL-XB6353): \$6,452,372

This project funds rewinding and refurbishing of the Boundary Powerhouse Unit 54 generator and upgrades the fire-suppression system. Work may also include mechanical upgrades or installations of seal rings, wicket gates, and diagnostic equipment. This programmatic maintenance helps extend the useful life of the generator.

- Boundary Powerhouse – Unit 52 Generator Rebuild (MC-CL-XB6535): \$5,480,422

This project funds rewinding and refurbishing of the Boundary Powerhouse Unit 52 generator and upgrades its fire-suppression system. Work may also include mechanical upgrades or installations of seal rings, wicket gates, and diagnostic equipment. This programmatic maintenance helps extend the useful life of the generator.

- Skagit Facility – Minor Improvements Program (MC-CL-XS6405): \$2,468,365

2022-2027 Proposed Capital Improvement Program

This ongoing project provides funding for emergent capital improvement needs for various facilities at the Skagit Project. This project also funds small scheduled capital projects with cost estimates of less than \$25,000.

- Cedar Falls Bank 6 Replacement (MC-CL-XC6573): \$1,886,575

This project replaces the 60-year-old Bank 6 power step-up transformer at Cedar Falls. Bank 6 provides the connection between Cedar Falls Generating Units 5 and 6 and the transmission system. The transformer is approaching the end of its useful life and the goal of this project is to replace it during a planned outage before it fails.

Transmission

Projects in this program fund refurbishment and expansion of utility-owned high-voltage transmission infrastructure that transports electricity from generation facilities to City Light's service territory, as well as within the service territory.

For 2022, the CIP budget includes \$6.7 million for six projects. Highlights include:

- Transmission Reliability (MC-CL-YT7104): \$3,064,313

This ongoing project funds replacement and improvement of transmission structures and conductors. This work may include engineering, construction, and related work, as well as minor improvements to overhead or underground transmission system assets to improve reliability.

- Denny Substation Transmission Lines (MC-CL-YT7125): \$1,001,274

This project funds work associated with the design and construction of new transmission lines to support the new Denny Substation. This expansion would divide the existing Pine to Broad Street transmission line into two transmission lines to improve system reliability and resiliency.

- Transmission Tower Refurbishment (MC-CL-YT7130): \$1,800,000

This ongoing project funds programmatic painting and refurbishment of approximately 1,700 steel transmission tower structures. Metal transmission towers have a long life if properly maintained, while replacements are disruptive and can cost more than \$2 million per tower.

CIP Revenue Sources

Approximately 60% of the CIP is funded through the sale of revenue bonds, based on financial policies set forth in Resolution 31187. The remaining 40% is funded by revenues from retail electric rates, wholesale sales, direct customer billings for service connections and other customer requested work, and assorted fees. Federal and state grant funding are also anticipated funding sources in this six-year timeframe; these funds will be added to the CIP as the grants are approved.

Summary of Upcoming Budget Issues and Challenges

Budget Issues

The COVID-19 pandemic and the associated economic slowdown have contributed to a loss of demand for electricity from commercial customers, reducing revenues available for capital work. In addition, City Light's strategic plan commitment to hold rate increases to levels resembling inflation limits CIP spending to the amounts previously identified in the adopted six-year plan. This means that change requests with new funding needs must be offset with reductions elsewhere in the CIP.

2022-2027 Proposed Capital Improvement Program

Challenges

There are several challenges that will transform our business over the next decade:

- *New technologies are transforming how people use electricity.* Commercialization of energy technologies poses a potential risk to City Light. New options and products for controlling consumption, generating, and storing electricity will impact how customers interact with their local utility. Utilities must continue to evolve and to develop their products and services to best serve shifting customer needs and expectations. Additionally, the utility's viability is expected to remain an important component to ensure that the transforming landscape results in an equitable energy future that does not leave disadvantaged communities behind.
- *Declining retail energy consumption and electrification.* Advances in energy efficiency have reduced consumer energy demand, particularly for those with access to modern energy efficient technology and dwellings. Due in part to energy efficient building codes and new technologies, today's multifamily units consume approximately half as much energy as older single-family homes. At the same time, electrification of buildings and transportation promises to increase demand for electricity, reinforcing the critical need for grid investments that will be required to effectively serve this new demand. This changing landscape calls for managing impacts to rates while also understanding and compensating for inequities in access to green, cost-saving technologies.
- *Impact of retirements and legacy practices.* As more employees become eligible for retirement and workflows are not documented or digitized, City Light risks the loss of institutional memory, costly service interruptions, and a potential impact to service delivery.
- *Climate change continues, and clean energy is more valuable than ever.* Weather pattern changes affect reservoir levels and seasonal energy consumption, leading to increasing volatility of energy supply and demand.

Future Projects/What is on the Horizon

- Demand for transportation and building electrification is growing and will support the Mayor's Drive Clean Seattle and City Council Green New Deal priorities. Prospects for large scale commercial electrification include steam utility CenTrio (formerly EnWave) and maritime applications, including ferries, the port, and various types of commercial ships.
- The transition to the new 5G network is driving a large number of requests for attachment space on poles. The impact of 5G deployment will touch nearly every pole in City Light's distribution system and will provide a growing stream of rental revenue.

Advanced Metering Infrastructure

Project No:	MC-CL-ZS8426	BSL Code:	BC-CL-Z
Project Type:	Discrete	BSL Name:	Customer Focused - CIP
Project Category:	New Facility	Location:	Citywide
Current Project Stage:	Stage 6 - Closeout	Council District:	Multiple
Start/End Date:	2015 - 2025	Neighborhood District:	Not in a Neighborhood District
Total Project Cost:	\$101,947	Urban Village:	Not in an Urban Village

The first phase of this project replaced approximately 400,000 meters with Smart Meters. The second phase of this project funds the replacement of approximately 25,000 remaining meters with Smart Meters allowing two-way communication between Seattle City Light and its customers, residential or commercial. Smart Meters continuously record and transmit consumption data to the utility. They also automate meter reading, increase customer service, heighten billing capacity, reduce energy consumption, improve outage restoration efficiency, and support rate structure flexibility. Implementation of the project positions the utility to comply with North American Electric Reliability Corporation (NERC) and Federal Energy Regulatory Commission (FERC) programs and requirements.

Resources	LTD Actuals	2021 Revised	2022	2023	2024	2025	2026	2027	Total
City Light Fund Revenues	92,287	8,086	410	378	388	397	-	-	101,947
Total:	92,287	8,086	410	378	388	397	-	-	101,947
Fund Appropriations / Allocations¹	LTD Actuals	2021 Revised	2022	2023	2024	2025	2026	2027	Total
Light Fund	92,287	8,086	410	378	388	397	-	-	101,947
Total:	92,287	8,086	410	378	388	397	-	-	101,947

O&M Impacts: NA

¹Funds are appropriated through the Adopted Budget at the Budget Summary Level. All Amounts shown above are in thousands of dollars

Alaskan Way Viaduct and Seawall Replacement - Utility Relocations

Project No:	MC-CL-ZT8307	BSL Code:	BC-CL-Z
Project Type:	Discrete	BSL Name:	Customer Focused - CIP
Project Category:	New Facility	Location:	SR 99 / Battery St
Current Project Stage:	Stage 5 - Construction	Council District:	Council District 7
Start/End Date:	2002 - 2024	Neighborhood District:	Not in a Neighborhood District
Total Project Cost:	\$257,180	Urban Village:	Not in an Urban Village

This project provides relocation of electric distribution infrastructure associated with the replacement of the Alaskan Way Viaduct and improvements to the Seawall and Central Waterfront.

Resources	LTD Actuals	2021 Revised	2022	2023	2024	2025	2026	2027	Total
City Light Fund Revenues	208,507	40,828	6,408	1,303	134	-	-	-	257,180
Total:	208,507	40,828	6,408	1,303	134	-	-	-	257,180
Fund Appropriations / Allocations ¹	LTD Actuals	2021 Revised	2022	2023	2024	2025	2026	2027	Total
Light Fund	208,507	40,828	6,408	1,303	134	-	-	-	257,180
Total:	208,507	40,828	6,408	1,303	134	-	-	-	257,180

O&M Impacts: NA

BO Lead and Asbestos

Project No:	MC-CL-XF9231	BSL Code:	BC-CL-X
Project Type:	Discrete	BSL Name:	Power Supply - CIP
Project Category:	Rehabilitation or Restoration	Location:	Bothell Receiving Substation
Current Project Stage:	Stage 6 - Closeout	Council District:	Citywide
Start/End Date:	2013 - 2022	Neighborhood District:	Outside City of Seattle
Total Project Cost:	\$1,201	Urban Village:	Outside City of Seattle

This project provides funding for the removal of contaminants, sewer remediation, and decommissioning of the water tower at the Bothell Substation. Removal of lead and asbestos in the Craneway Area is necessary in order to make the area space useable. The existing septic system does not meet code and needs to be removed or abandoned in place. The sanitary system then needs to be connected with services out to the street. The water tower needs to be deconstructed and removed as it is no longer used or needed and represents a risk to the substation if it deteriorates to the point of collapsing.

Resources	LTD Actuals	2021 Revised	2022	2023	2024	2025	2026	2027	Total
City Light Fund Revenues	1,051	150	-	-	-	-	-	-	1,201
Total:	1,051	150	-	-	-	-	-	-	1,201
Fund Appropriations / Allocations¹	LTD Actuals	2021 Revised	2022	2023	2024	2025	2026	2027	Total
Light Fund	1,051	150	-	-	-	-	-	-	1,201
Total:	1,051	150	-	-	-	-	-	-	1,201

O&M Impacts: NA

¹Funds are appropriated through the Adopted Budget at the Budget Summary Level. All Amounts shown above are in thousands of dollars

Boundary - Access Road Stability Improvements

Project No:	MC-CL-XB6615	BSL Code:	BC-CL-X
Project Type:	Discrete	BSL Name:	Power Supply - CIP
Project Category:	Rehabilitation or Restoration	Location:	Boundary Rd, Metaline, WA 99153
Current Project Stage:	Stage 2 - Initiation, Project Definition, & Planning	Council District:	Outside City of Seattle
Start/End Date:	2017 - 2028	Neighborhood District:	Outside City of Seattle
Total Project Cost:	\$7,630	Urban Village:	Outside City of Seattle

This project constructs a substantial slope stabilization in the area of the West Access Road cut to limit maintenance inputs, ensure continued access to the powerhouse, and improve safety (present debris flows occasionally contain larger sized rocks). The relocated portions of the West Access Road's slopes have continued to ravel since relocation occurred in the early 00's. There is a risk that the slope could fail in a more conclusive fashion and block access to the powerhouse. Additionally, the upslope interceptor ditch (a concrete channel) suffered undermining erosion causing the concrete to subside and not perform well at channelizing and conveying sheet flow away from the slope face.

Resources	LTD Actuals	2021 Revised	2022	2023	2024	2025	2026	2027	Total
City Light Fund Revenues	857	-	-	-	-	-	589	6,184	7,630
Total:	857	-	-	-	-	-	589	6,184	7,630
Fund Appropriations / Allocations ¹	LTD Actuals	2021 Revised	2022	2023	2024	2025	2026	2027	Total
Light Fund	857	-	-	-	-	-	589	6,184	7,630
Total:	857	-	-	-	-	-	589	6,184	7,630

O&M Impacts: NA

¹Funds are appropriated through the Adopted Budget at the Budget Summary Level. All Amounts shown above are in thousands of dollars

Boundary - DC Battery System & Charge Modernization

Project No:	MC-CL-XB6566	BSL Code:	BC-CL-X
Project Type:	Discrete	BSL Name:	Power Supply - CIP
Project Category:	Rehabilitation or Restoration	Location:	Boundary Rd, Metaline, WA 99153
Current Project Stage:	Stage 5 - Construction	Council District:	Outside City of Seattle
Start/End Date:	2017 - 2024	Neighborhood District:	Outside City of Seattle
Total Project Cost:	\$3,361	Urban Village:	Outside City of Seattle

This project replaces the multiple existing DC battery systems at Boundary.

Resources	LTD Actuals	2021 Revised	2022	2023	2024	2025	2026	2027	Total
City Light Fund Revenues	1,534	127	78	794	828	-	-	-	3,361
Total:	1,534	127	78	794	828	-	-	-	3,361
Fund Appropriations / Allocations ¹	LTD Actuals	2021 Revised	2022	2023	2024	2025	2026	2027	Total
Light Fund	1,534	127	78	794	828	-	-	-	3,361
Total:	1,534	127	78	794	828	-	-	-	3,361

O&M Impacts: NA

¹Funds are appropriated through the Adopted Budget at the Budget Summary Level. All Amounts shown above are in thousands of dollars

Boundary - Level 6 Deck Stabilization

Project No:	MC-CL-XB6604	BSL Code:	BC-CL-X
Project Type:	Discrete	BSL Name:	Power Supply - CIP
Project Category:	Rehabilitation or Restoration	Location:	Boundary Rd, Metaline, WA 99153
Current Project Stage:	Stage 5 - Construction	Council District:	Outside City of Seattle
Start/End Date:	2017 - 2024	Neighborhood District:	Not in a Neighborhood District
Total Project Cost:	\$3,131	Urban Village:	Not in an Urban Village

This project installs a new system of rock bolts and other forms of rock anchors to improve the structural stability of the Level 6 Deck on Boundary Dam. This portion of the dam is attached to and supported by the adjacent rock. Inspections revealed a weakness in the current attachments and use of the deck by heavy equipment is restricted until these improvements are made. This project also includes stabilization of rock blocks in the powerhouse machine hall.

Resources	LTD Actuals	2021 Revised	2022	2023	2024	2025	2026	2027	Total
City Light Fund Revenues	2,902	169	-	10	50	-	-	-	3,131
Total:	2,902	169	-	10	50	-	-	-	3,131
Fund Appropriations / Allocations ¹	LTD Actuals	2021 Revised	2022	2023	2024	2025	2026	2027	Total
Light Fund	2,902	169	-	10	50	-	-	-	3,131
Total:	2,902	169	-	10	50	-	-	-	3,131

O&M Impacts: NA

Boundary - Licensing Mitigation

Project No:	MC-CL-XB6987	BSL Code:	BC-CL-X
Project Type:	Ongoing	BSL Name:	Power Supply - CIP
Project Category:	New Investment	Location:	10382 Boundary Rd, Metaline, WA 99153
Current Project Stage:	N/A	Council District:	Outside City of Seattle
Start/End Date:	N/A	Neighborhood District:	Not in a Neighborhood District
Total Project Cost:	N/A	Urban Village:	Not in an Urban Village

This ongoing project implements Protection, Mitigation and Enhancement measures (PME) required by the terms and conditions of a settlement agreement and new license to be issued by the Federal Energy Regulatory Commission (FERC). The license allows for the continued operation of the Boundary Hydroelectric Project, Seattle City Light's largest generating station producing approximately 25 to 40% of the City's power supply.

Resources	LTD Actuals	2021 Revised	2022	2023	2024	2025	2026	2027	Total
City Light Fund Revenues	99,016	41,742	16,927	28,997	14,126	8,066	15,377	31,036	255,286
Total:	99,016	41,742	16,927	28,997	14,126	8,066	15,377	31,036	255,286
Fund Appropriations / Allocations ¹	LTD Actuals	2021 Revised	2022	2023	2024	2025	2026	2027	Total
Light Fund	99,016	41,742	16,927	28,997	14,126	8,066	15,377	31,036	255,286
Total:	99,016	41,742	16,927	28,997	14,126	8,066	15,377	31,036	255,286

O&M Impacts: NA

Boundary - Unit 56 Exciter Replacement

Project No:	MC-CL-XB6603	BSL Code:	BC-CL-X
Project Type:	Discrete	BSL Name:	Power Supply - CIP
Project Category:	Rehabilitation or Restoration	Location:	Boundary Rd, Metaline, WA 99153
Current Project Stage:	Stage 6 - Closeout	Council District:	Outside City of Seattle
Start/End Date:	2017 - 2021	Neighborhood District:	Outside City of Seattle
Total Project Cost:	\$2,035	Urban Village:	Outside City of Seattle

This project provides installation of a new electrical exciter on the Boundary Powerhouse Unit 56 Generator. The unit's schedule for a rewind started in 2014, increasing the capacity of the unit. The project also provides an upgraded exciter needed to reliably realize the additional capacity over the new life of the unit.

Resources	LTD Actuals	2021 Revised	2022	2023	2024	2025	2026	2027	Total
City Light Fund Revenues	1,946	89	-	-	-	-	-	-	2,035
Total:	1,946	89	-	-	-	-	-	-	2,035
Fund Appropriations / Allocations ¹	LTD Actuals	2021 Revised	2022	2023	2024	2025	2026	2027	Total
Light Fund	1,946	89	-	-	-	-	-	-	2,035
Total:	1,946	89	-	-	-	-	-	-	2,035

O&M Impacts: NA

¹Funds are appropriated through the Adopted Budget at the Budget Summary Level. All Amounts shown above are in thousands of dollars

Boundary Control Room Alarm System Replacement

Project No:	MC-CL-XB6637	BSL Code:	BC-CL-X
Project Type:	Discrete	BSL Name:	Power Supply - CIP
Project Category:	Rehabilitation or Restoration	Location:	Boundary Rd, Metaline, WA 99153
Current Project Stage:	Stage 2 - Initiation, Project Definition, & Planning	Council District:	Outside City of Seattle
Start/End Date:	2019 - 2024	Neighborhood District:	Not in a Neighborhood District
Total Project Cost:	\$1,019	Urban Village:	Not in an Urban Village

This project replaces the system of alarms and annunciator panels in the Boundary Control room with a modern system that integrates with the current automation system. Alarms will be routed to PH Operator terminals where information will be displayed as to the nature of the alarm. Due to the large number of circuits that will need to be replaced, this project will be implemented in phases over several years.

Resources	LTD Actuals	2021 Revised	2022	2023	2024	2025	2026	2027	Total
City Light Fund Revenues	95	457	227	217	24	-	-	-	1,019
Total:	95	457	227	217	24	-	-	-	1,019

Fund Appropriations / Allocations ¹	LTD Actuals	2021 Revised	2022	2023	2024	2025	2026	2027	Total
Light Fund	95	457	227	217	24	-	-	-	1,019
Total:	95	457	227	217	24	-	-	-	1,019

O&M Impacts: NA

¹Funds are appropriated through the Adopted Budget at the Budget Summary Level. All Amounts shown above are in thousands of dollars

Boundary DC Panel Upgrade

Project No:	MC-CL-XB6628	BSL Code:	BC-CL-X
Project Type:	Discrete	BSL Name:	Power Supply - CIP
Project Category:	Rehabilitation or Restoration	Location:	Boundary Rd, Metaline, WA 99153
Current Project Stage:	Stage 6 - Closeout	Council District:	Outside City of Seattle
Start/End Date:	2017 - 2022	Neighborhood District:	Not in a Neighborhood District
Total Project Cost:	\$1,098	Urban Village:	Not in an Urban Village

This project replaces and upgrades DC panels at Boundary. The panel capacity has been maxed out from the addition of many control circuits, resulting in multiple circuits being connected to the same breaker. The work will include a load study, design of new main and sub panels, and construction. These panels provide back-up service to critical equipment via batteries in the event of a power failure in the powerhouse.

Resources	LTD Actuals	2021 Revised	2022	2023	2024	2025	2026	2027	Total
City Light Fund Revenues	964	134	-	-	-	-	-	-	1,098
Total:	964	134	-	-	-	-	-	-	1,098
Fund Appropriations / Allocations ¹	LTD Actuals	2021 Revised	2022	2023	2024	2025	2026	2027	Total
Light Fund	964	134	-	-	-	-	-	-	1,098
Total:	964	134	-	-	-	-	-	-	1,098

O&M Impacts: NA

¹Funds are appropriated through the Adopted Budget at the Budget Summary Level. All Amounts shown above are in thousands of dollars

Boundary Facilities Master Plan

Project No:	MC-CL-XB6642	BSL Code:	BC-CL-X
Project Type:	Ongoing	BSL Name:	Power Supply - CIP
Project Category:	Rehabilitation or Restoration	Location:	System Wide
Current Project Stage:	N/A	Council District:	Outside City of Seattle
Start/End Date:	N/A	Neighborhood District:	Not in a Neighborhood District
Total Project Cost:	N/A	Urban Village:	Not in an Urban Village

This project installs a new system of rock bolts and other forms of rock anchors to improve the structural stability of the Level 6 Deck on Boundary Dam. This portion of the dam is attached to and supported by the adjacent rock. An inspection revealed a weakness in the current attachments and use of the deck by heavy equipment is restricted until these improvements are made.

Resources	LTD Actuals	2021 Revised	2022	2023	2024	2025	2026	2027	Total
City Light Fund Revenues	-	242	129	1,440	2,296	1,250	941	965	7,262
Total:	-	242	129	1,440	2,296	1,250	941	965	7,262
Fund Appropriations / Allocations ¹	LTD Actuals	2021 Revised	2022	2023	2024	2025	2026	2027	Total
Light Fund	-	242	129	1,440	2,296	1,250	941	965	7,262
Total:	-	242	129	1,440	2,296	1,250	941	965	7,262

O&M Impacts: NA

Boundary Facility - Minor Improvements Program

Project No:	MC-CL-XB6401	BSL Code:	BC-CL-X
Project Type:	Ongoing	BSL Name:	Power Supply - CIP
Project Category:	Rehabilitation or Restoration	Location:	10382 Boundary Rd, Metaline, WA 99153
Current Project Stage:	N/A	Council District:	Outside City of Seattle
Start/End Date:	N/A	Neighborhood District:	Not in a Neighborhood District
Total Project Cost:	N/A	Urban Village:	Not in an Urban Village

This ongoing project provides funding for emergent capital projects, specifically related to Boundary Facilities. These projects are by definition, unforeseeable, unscheduled, unpredictable, and occur on a first-come, first serve basis.

Resources	LTD Actuals	2021 Revised	2022	2023	2024	2025	2026	2027	Total
City Light Fund Revenues	22,714	1,126	202	1,215	6,850	8,409	2,246	2,264	45,027
Total:	22,714	1,126	202	1,215	6,850	8,409	2,246	2,264	45,027
Fund Appropriations / Allocations ¹	LTD Actuals	2021 Revised	2022	2023	2024	2025	2026	2027	Total
Light Fund	22,714	1,126	202	1,215	6,850	8,409	2,246	2,264	45,027
Total:	22,714	1,126	202	1,215	6,850	8,409	2,246	2,264	45,027

O&M Impacts: NA

Boundary Fiber Ring Upgrade

Project No:	MC-CL-XB6635	BSL Code:	BC-CL-X
Project Type:	Discrete	BSL Name:	Power Supply - CIP
Project Category:	Rehabilitation or Restoration	Location:	Boundary Rd, Metaline, WA 99153
Current Project Stage:	Stage 1 - Pre-Project Development	Council District:	Outside City of Seattle
Start/End Date:	2024 - 2027	Neighborhood District:	Outside City of Seattle
Total Project Cost:	\$1,039	Urban Village:	Not in an Urban Village

This project installs additional fiber between Boundary powerhouse and the service area. This is necessary to continue to modernize our powerhouse controls, machine monitoring, cyber security systems and work environment.

Resources	LTD Actuals	2021 Revised	2022	2023	2024	2025	2026	2027	Total
City Light Fund Revenues	-	-	-	-	378	467	194	-	1,039
Total:	-	-	-	-	378	467	194	-	1,039
Fund Appropriations / Allocations ¹	LTD Actuals	2021 Revised	2022	2023	2024	2025	2026	2027	Total
Light Fund	-	-	-	-	378	467	194	-	1,039
Total:	-	-	-	-	378	467	194	-	1,039

O&M Impacts: NA

¹Funds are appropriated through the Adopted Budget at the Budget Summary Level. All Amounts shown above are in thousands of dollars

Boundary Governor Rehabilitation

Project No:	MC-CL-XB6641	BSL Code:	BC-CL-X
Project Type:	Discrete	BSL Name:	Power Supply - CIP
Project Category:	Rehabilitation or Restoration	Location:	Boundary Rd, Metaline, WA 99153
Current Project Stage:	Stage 1 - Pre-Project Development	Council District:	Outside City of Seattle
Start/End Date:	2024 - 2026	Neighborhood District:	Outside City of Seattle
Total Project Cost:	\$8,465	Urban Village:	Not in an Urban Village

This project replaces the control systems on all six Boundary generating units. A condition assessment of the Boundary generating units found a number of problems with the governor controls including poor transfer between primary and backup operation, reset problems, and controller lock-up.

Resources	LTD Actuals	2021 Revised	2022	2023	2024	2025	2026	2027	Total
City Light Fund Revenues	-	-	-	-	405	4,059	4,001	-	8,465
Total:	-	-	-	-	405	4,059	4,001	-	8,465
Fund Appropriations / Allocations ¹	LTD Actuals	2021 Revised	2022	2023	2024	2025	2026	2027	Total
Light Fund	-	-	-	-	405	4,059	4,001	-	8,465
Total:	-	-	-	-	405	4,059	4,001	-	8,465

O&M Impacts: NA

¹Funds are appropriated through the Adopted Budget at the Budget Summary Level. All Amounts shown above are in thousands of dollars

Boundary Powerhouse - Unit 51 Generator Rebuild

Project No:	MC-CL-XB6351	BSL Code:	BC-CL-X
Project Type:	Discrete	BSL Name:	Power Supply - CIP
Project Category:	Rehabilitation or Restoration	Location:	10382 Boundary Rd, Metaline, WA 99153
Current Project Stage:	Stage 5 - Construction	Council District:	Outside City of Seattle
Start/End Date:	2017 - 2024	Neighborhood District:	Not in a Neighborhood District
Total Project Cost:	\$40,008	Urban Village:	Not in an Urban Village

This project provides the rewinding and refurbishing of the Unit 51 generator to extend its useful life, which is part of a programmatic series of projects to maintain the Utility's aging generators. It also replaces the carbon dioxide fire-suppression system with a water sprinkler system to enhance worker safety. If technology is sufficiently advanced, it may also include a rotor-mounted scanner or other diagnostic equipment.

Resources	LTD Actuals	2021 Revised	2022	2023	2024	2025	2026	2027	Total
City Light Fund Revenues	34,120	5,842	19	19	8	-	-	-	40,008
Total:	34,120	5,842	19	19	8	-	-	-	40,008
Fund Appropriations / Allocations ¹	LTD Actuals	2021 Revised	2022	2023	2024	2025	2026	2027	Total
Light Fund	34,120	5,842	19	19	8	-	-	-	40,008
Total:	34,120	5,842	19	19	8	-	-	-	40,008

O&M Impacts: NA

Boundary Powerhouse - Unit 52 Generator Rebuild

Project No:	MC-CL-XB6535	BSL Code:	BC-CL-X
Project Type:	Discrete	BSL Name:	Power Supply - CIP
Project Category:	Rehabilitation or Restoration	Location:	Boundary Rd, Metaline, WA 99153
Current Project Stage:	Stage 3 - Design	Council District:	Outside City of Seattle
Start/End Date:	2019 - 2024	Neighborhood District:	Outside City of Seattle
Total Project Cost:	\$27,440	Urban Village:	Outside City of Seattle

This project provides rewinding and refurbishing of the Boundary Powerhouse Unit 52 generator and upgrades its fire-suppression system. Work may also include mechanical upgrades or installations of seal rings, wicket gates, and diagnostic equipment. This programmatic maintenance helps extend the useful life of the generator.

Resources	LTD Actuals	2021 Revised	2022	2023	2024	2025	2026	2027	Total
City Light Fund Revenues	68	15,567	5,480	6,325	-	-	-	-	27,440
Total:	68	15,567	5,480	6,325	-	-	-	-	27,440
Fund Appropriations / Allocations ¹	LTD Actuals	2021 Revised	2022	2023	2024	2025	2026	2027	Total
Light Fund	68	15,567	5,480	6,325	-	-	-	-	27,440
Total:	68	15,567	5,480	6,325	-	-	-	-	27,440

O&M Impacts: NA

Boundary Powerhouse - Unit 54 Generator Rebuild

Project No:	MC-CL-XB6353	BSL Code:	BC-CL-X
Project Type:	Discrete	BSL Name:	Power Supply - CIP
Project Category:	Rehabilitation or Restoration	Location:	10382 Boundary Rd, Metaline, WA 99153
Current Project Stage:	Stage 3 - Design	Council District:	Outside City of Seattle
Start/End Date:	2018 - 2024	Neighborhood District:	Not in a Neighborhood District
Total Project Cost:	\$28,702	Urban Village:	Not in an Urban Village

This project provides rewinding and refurbishing of the Boundary Powerhouse Unit 54 generator and upgrades the fire-suppression system. Work may also include mechanical upgrades or installations of seal rings, wicket gates, and diagnostic equipment. This programmatic maintenance helps extend the useful life of the generator.

Resources	LTD Actuals	2021 Revised	2022	2023	2024	2025	2026	2027	Total
City Light Fund Revenues	11,365	10,783	6,452	79	23	-	-	-	28,702
Total:	11,365	10,783	6,452	79	23	-	-	-	28,702
Fund Appropriations / Allocations ¹	LTD Actuals	2021 Revised	2022	2023	2024	2025	2026	2027	Total
Light Fund	11,365	10,783	6,452	79	23	-	-	-	28,702
Total:	11,365	10,783	6,452	79	23	-	-	-	28,702

O&M Impacts: NA

¹Funds are appropriated through the Adopted Budget at the Budget Summary Level. All Amounts shown above are in thousands of dollars

Boundary Powerhouse Generator Step-up Transformer Replacement

Project No:	MC-CL-XB6493	BSL Code:	BC-CL-X
Project Type:	Discrete	BSL Name:	Power Supply - CIP
Project Category:	New Facility	Location:	10382 Boundary Rd, Metaline, WA 99153
Current Project Stage:	Stage 3 - Design	Council District:	Outside City of Seattle
Start/End Date:	2010 - 2025	Neighborhood District:	Not in a Neighborhood District
Total Project Cost:	\$46,447	Urban Village:	Not in an Urban Village

This project replaces six existing step-up transformers at Boundary Dam and funds the purchase of a seventh transformer to keep as a spare in inventory due to long lead times for these specialized parts. This project helps avoid prolonged loss of generation due to forced outage.

Resources	LTD Actuals	2021 Revised	2022	2023	2024	2025	2026	2027	Total
City Light Fund Revenues	16,400	9,542	7,183	6,982	4,724	1,615	-	-	46,447
Total:	16,400	9,542	7,183	6,982	4,724	1,615	-	-	46,447
Fund Appropriations / Allocations¹	LTD Actuals	2021 Revised	2022	2023	2024	2025	2026	2027	Total
Light Fund	16,400	9,542	7,183	6,982	4,724	1,615	-	-	46,447
Total:	16,400	9,542	7,183	6,982	4,724	1,615	-	-	46,447

O&M Impacts: NA

¹Funds are appropriated through the Adopted Budget at the Budget Summary Level. All Amounts shown above are in thousands of dollars

Boundary Station Service Transformer Replacement

Project No:	MC-CL-XB6627	BSL Code:	BC-CL-X
Project Type:	Discrete	BSL Name:	Power Supply - CIP
Project Category:	Rehabilitation or Restoration	Location:	Boundary Rd, Metaline, WA 99153
Current Project Stage:	Stage 1 - Pre-Project Development	Council District:	Outside City of Seattle
Start/End Date:	2019 - 2025	Neighborhood District:	Not in a Neighborhood District
Total Project Cost:	\$6,238	Urban Village:	Not in an Urban Village

This project replaces two aging station service transformers at Boundary. It is assumed that they will be specified and procured together but installed in two sequential years. Station service transformers provide power to the powerhouse, dam and service area. It is likely that the rating of the transformers will need to be increased to accommodate load increases associated with the addition of new circuits in the powerhouse for automation, controls and machine monitoring.

Resources	LTD Actuals	2021 Revised	2022	2023	2024	2025	2026	2027	Total
City Light Fund Revenues	19	475	846	4,879	18	-	-	-	6,238
Total:	19	475	846	4,879	18	-	-	-	6,238
Fund Appropriations / Allocations ¹	LTD Actuals	2021 Revised	2022	2023	2024	2025	2026	2027	Total
Light Fund	19	475	846	4,879	18	-	-	-	6,238
Total:	19	475	846	4,879	18	-	-	-	6,238

O&M Impacts: NA

Boundary Sump Pump Drive Replacement

Project No:	MC-CL-XB6633	BSL Code:	BC-CL-X
Project Type:	Discrete	BSL Name:	Power Supply - CIP
Project Category:	Rehabilitation or Restoration	Location:	Boundary Rd, Metaline, WA 99153
Current Project Stage:	Stage 2 - Initiation, Project Definition, & Planning	Council District:	Outside City of Seattle
Start/End Date:	2019 - 2025	Neighborhood District:	Not in a Neighborhood District
Total Project Cost:	\$1,322	Urban Village:	Not in an Urban Village

This project replaces and modernizes drive systems for sump pump at Boundary powerhouse. Portions of Boundary powerhouse are below the level of the tailrace and there is a reliance on a series of sump pumps to keep the powerhouse dry. Projects to replace the sump pumps are completed, and now the drive systems for each pump need to be replaced and modernized. One drive system will be replaced per year with the final one in service in 2024.

Resources	LTD Actuals	2021 Revised	2022	2023	2024	2025	2026	2027	Total
City Light Fund Revenues	241	381	91	303	306	-	-	-	1,322
Total:	241	381	91	303	306	-	-	-	1,322
Fund Appropriations / Allocations ¹	LTD Actuals	2021 Revised	2022	2023	2024	2025	2026	2027	Total
Light Fund	241	381	91	303	306	-	-	-	1,322
Total:	241	381	91	303	306	-	-	-	1,322

O&M Impacts: NA

¹Funds are appropriated through the Adopted Budget at the Budget Summary Level. All Amounts shown above are in thousands of dollars

Broad Street Substation - Network

Project No:	MC-CL-YN8203	BSL Code:	BC-CL-Y
Project Type:	Ongoing	BSL Name:	Transmission and Distribution - CIP
Project Category:	New Facility	Location:	319 6th AVE N
Current Project Stage:	N/A	Council District:	Multiple
Start/End Date:	N/A	Neighborhood District:	Multiple
Total Project Cost:	N/A	Urban Village:	Multiple

This ongoing project funds a programmatic approach for comprehensive management of underground network assets serving customers in the Belltown and Denny Regrade areas. The project enhances network reliability and provides sufficient service capacity for the growing electrical power needs of the Denny Triangle and potentially a portion of South Lake Union area.

Resources	LTD Actuals	2021 Revised	2022	2023	2024	2025	2026	2027	Total
City Light Fund Revenues	87,611	7,263	2,331	2,378	2,539	2,533	3,041	3,412	111,107
Total:	87,611	7,263	2,331	2,378	2,539	2,533	3,041	3,412	111,107
Fund Appropriations / Allocations ¹	LTD Actuals	2021 Revised	2022	2023	2024	2025	2026	2027	Total
Light Fund	87,611	7,263	2,331	2,378	2,539	2,533	3,041	3,412	111,107
Total:	87,611	7,263	2,331	2,378	2,539	2,533	3,041	3,412	111,107

O&M Impacts: NA

Building Envelope Upgrades

Project No:	MC-CL-XF9072	BSL Code:	BC-CL-X
Project Type:	Ongoing	BSL Name:	Power Supply - CIP
Project Category:	Rehabilitation or Restoration	Location:	500 Newhalem Creek Rd, Marblemount, WA 98267
Current Project Stage:	N/A	Council District:	Outside City of Seattle
Start/End Date:	N/A	Neighborhood District:	Not in a Neighborhood District
Total Project Cost:	N/A	Urban Village:	Not in an Urban Village

This ongoing project replaces or restores exterior moisture and thermal barrier components of buildings such as roofing and insulation systems, exterior siding and cladding systems, windows and exterior doors. This project allows for the proactive replacement of building exteriors in order to avert costly structural damage and prevent the growth of toxic mold inside wall cavities and ceiling spaces that can easily render a building uninhabitable. The project also enhances operational efficiency by mitigating emergency repairs which disrupt utility operations.

Resources	LTD Actuals	2021 Revised	2022	2023	2024	2025	2026	2027	Total
City Light Fund Revenues	11,504	4,274	-	-	-	1,096	1,107	1,399	19,379
Total:	11,504	4,274	-	-	-	1,096	1,107	1,399	19,379
Fund Appropriations / Allocations ¹	LTD Actuals	2021 Revised	2022	2023	2024	2025	2026	2027	Total
Light Fund	11,504	4,274	-	-	-	1,096	1,107	1,399	19,379
Total:	11,504	4,274	-	-	-	1,096	1,107	1,399	19,379

O&M Impacts: NA

¹Funds are appropriated through the Adopted Budget at the Budget Summary Level. All Amounts shown above are in thousands of dollars

Call Center Improvements - City Light

Project No:	MC-CL-ZC9972	BSL Code:	BC-CL-Z
Project Type:	Ongoing	BSL Name:	Customer Focused - CIP
Project Category:	Rehabilitation or Restoration	Location:	University District / Roosevelt / Northgate
Current Project Stage:	N/A	Council District:	Council District 5
Start/End Date:	N/A	Neighborhood District:	Northwest
Total Project Cost:	N/A	Urban Village:	Multiple

This ongoing project funds costs for the joint Seattle Public Utilities and Seattle City Light call center improvements. This project focuses on the capital improvement of the call center facility and systems.

Resources	LTD Actuals	2021 Revised	2022	2023	2024	2025	2026	2027	Total
City Light Fund Revenues	339	107	45	45	45	45	45	45	717
Total:	339	107	45	45	45	45	45	45	717
Fund Appropriations / Allocations ¹	LTD Actuals	2021 Revised	2022	2023	2024	2025	2026	2027	Total
Light Fund	339	107	45	45	45	45	45	45	717
Total:	339	107	45	45	45	45	45	45	717

O&M Impacts: NA

¹Funds are appropriated through the Adopted Budget at the Budget Summary Level. All Amounts shown above are in thousands of dollars

Cedar Falls Powerhouse - Unit 5/6 Generator Protective Relay

Project No:	MC-CL-XC6450	BSL Code:	BC-CL-X
Project Type:	Discrete	BSL Name:	Power Supply - CIP
Project Category:	Rehabilitation or Restoration	Location:	19901 Cedar Falls Rd SE, North Bend, WA 98045
Current Project Stage:	Stage 3 - Design	Council District:	Outside City of Seattle
Start/End Date:	2007 - 2023	Neighborhood District:	Not in a Neighborhood District
Total Project Cost:	\$2,939	Urban Village:	Not in an Urban Village

This project upgrades the present generator protection for Units 5 and 6, which lacks some basic protection elements to protect it from abnormal frequency and voltages. Upgrading and reconfiguring the protective relays is critical to preparing the new Cedar Falls substation for operation. This project replaces existing protective relays, upgrades the generator protection packages, and replaces the electrical and mechanical lockout relays. The project permits City Light to comply with the North American Electric Reliability Council (NERC) and the Western Electricity Coordinating Council (WECC) regional requirements for maintaining the generator in-service during system disturbances.

Resources	LTD Actuals	2021 Revised	2022	2023	2024	2025	2026	2027	Total
City Light Fund Revenues	1,159	522	1,183	75	-	-	-	-	2,939
Total:	1,159	522	1,183	75	-	-	-	-	2,939
Fund Appropriations / Allocations ¹	LTD Actuals	2021 Revised	2022	2023	2024	2025	2026	2027	Total
Light Fund	1,159	522	1,183	75	-	-	-	-	2,939
Total:	1,159	522	1,183	75	-	-	-	-	2,939

O&M Impacts: NA

Cedar Falls Powerhouse - Valvehouse Rehabilitation

Project No:	MC-CL-XC6324	BSL Code:	BC-CL-X
Project Type:	Discrete	BSL Name:	Power Supply - CIP
Project Category:	Rehabilitation or Restoration	Location:	19901 Cedar Falls Rd SE, North Bend, WA 98045
Current Project Stage:	Stage 2 - Initiation, Project Definition, & Planning	Council District:	Outside City of Seattle
Start/End Date:	2023 - 2024	Neighborhood District:	Not in a Neighborhood District
Total Project Cost:	\$613	Urban Village:	Not in an Urban Village

This project provides rehabilitation to the Cedar Falls Valvehouse. Rehabilitation may include exterior structural improvements, replacement of windows, oil spill prevention, and interior remodeling.

Resources	LTD Actuals	2021 Revised	2022	2023	2024	2025	2026	2027	Total
City Light Fund Revenues	-	-	-	106	507	-	-	-	613
Total:	-	-	-	106	507	-	-	-	613
Fund Appropriations / Allocations ¹	LTD Actuals	2021 Revised	2022	2023	2024	2025	2026	2027	Total
Light Fund	-	-	-	106	507	-	-	-	613
Total:	-	-	-	106	507	-	-	-	613

O&M Impacts: NA

Cedar Falls Rehabilitation

Project No:	MC-CL-XC6625	BSL Code:	BC-CL-X
Project Type:	Ongoing	BSL Name:	Power Supply - CIP
Project Category:	Rehabilitation or Restoration	Location:	Cedar Falls
Current Project Stage:	N/A	Council District:	Outside City of Seattle
Start/End Date:	N/A	Neighborhood District:	Not in a Neighborhood District
Total Project Cost:	N/A	Urban Village:	Not in an Urban Village

This project funds the rehabilitation of the Cedar Falls Hydroelectric Project, which includes completion of the Cedar Falls project analysis, equipment inspections, penstock analysis, building analysis which will uncover items City Lights as a dam owner must address. These items will ensure public and employee safety, and environmental stewardship.

Resources	LTD Actuals	2021 Revised	2022	2023	2024	2025	2026	2027	Total
City Light Fund Revenues	1,585	229	150	200	-	-	-	-	2,165
Total:	1,585	229	150	200	-	-	-	-	2,165
Fund Appropriations / Allocations ¹	LTD Actuals	2021 Revised	2022	2023	2024	2025	2026	2027	Total
Light Fund	1,585	229	150	200	-	-	-	-	2,165
Total:	1,585	229	150	200	-	-	-	-	2,165

O&M Impacts: NA

Cedar Falls Substation & Bank 6 Replacement

Project No:	MC-CL-XC6573	BSL Code:	BC-CL-X
Project Type:	Discrete	BSL Name:	Power Supply - CIP
Project Category:	Rehabilitation or Restoration	Location:	Cedar Falls
Current Project Stage:	Stage 3 - Design	Council District:	Outside City of Seattle
Start/End Date:	2018 - 2023	Neighborhood District:	Outside City of Seattle
Total Project Cost:	\$13,341	Urban Village:	Outside City of Seattle

This project replaces the 60-year-old Bank 6 power step up transformer at Cedar Falls. Bank 6 provides the connection between Cedar Falls Generating Units 5 and 6 and the transmission system. The transformer is approaching the end of its useful life and the goal of this project is to replace it during a planned outage before it fails.

Resources	LTD Actuals	2021 Revised	2022	2023	2024	2025	2026	2027	Total
City Light Fund Revenues	2,651	8,741	1,887	62	-	-	-	-	13,341
Total:	2,651	8,741	1,887	62	-	-	-	-	13,341
Fund Appropriations / Allocations ¹	LTD Actuals	2021 Revised	2022	2023	2024	2025	2026	2027	Total
Light Fund	2,651	8,741	1,887	62	-	-	-	-	13,341
Total:	2,651	8,741	1,887	62	-	-	-	-	13,341

O&M Impacts: NA

¹Funds are appropriated through the Adopted Budget at the Budget Summary Level. All Amounts shown above are in thousands of dollars

Cedar Falls/South Fork Tolt - Minor Improvements Program

Project No:	MC-CL-XC6406	BSL Code:	BC-CL-X
Project Type:	Ongoing	BSL Name:	Power Supply - CIP
Project Category:	Rehabilitation or Restoration	Location:	19901 Cedar Falls Rd SE, North Bend, WA 98045
Current Project Stage:	N/A	Council District:	Outside City of Seattle
Start/End Date:	N/A	Neighborhood District:	Not in a Neighborhood District
Total Project Cost:	N/A	Urban Village:	Not in an Urban Village

This ongoing project funds emergent capital projects related to the Cedar Falls and South Fork Tolt Facilities. In addition, it funds scheduled, small capital projects that have cost estimates less than \$25,000. These projects are unforeseeable, unscheduled, unpredictable, and occur on a first-come, first serve basis.

Resources	LTD Actuals	2021 Revised	2022	2023	2024	2025	2026	2027	Total
City Light Fund Revenues	16,699	1,165	746	2,348	2,764	2,193	2,566	2,319	30,801
Total:	16,699	1,165	746	2,348	2,764	2,193	2,566	2,319	30,801
Fund Appropriations / Allocations ¹	LTD Actuals	2021 Revised	2022	2023	2024	2025	2026	2027	Total
Light Fund	16,699	1,165	746	2,348	2,764	2,193	2,566	2,319	30,801
Total:	16,699	1,165	746	2,348	2,764	2,193	2,566	2,319	30,801

O&M Impacts: NA

¹Funds are appropriated through the Adopted Budget at the Budget Summary Level. All Amounts shown above are in thousands of dollars

Center City Connector Streetcar City Light

Project No:	MC-CL-ZT8470	BSL Code:	BC-CL-Z
Project Type:	Discrete	BSL Name:	Customer Focused - CIP
Project Category:	Rehabilitation or Restoration	Location:	City Wide
Current Project Stage:	Stage 3 - Design	Council District:	Multiple
Start/End Date:	2015 - 2021	Neighborhood District:	Multiple
Total Project Cost:	\$1,001	Urban Village:	Multiple

This project provides power relocations & service for the proposed SDOT Center City Connector Streetcar project. City Light has buried primary distribution power cables, some of which are encased in old clay tile ducts, which do not meet current standards, and are unlikely to be able to withstand the forces generated by the streetcar's operation. Any streetcar alignment to be built across such old facilities would likely need a reinforced roadbed for SCL facilities to withstand the additional weight.

Resources	LTD Actuals	2021 Revised	2022	2023	2024	2025	2026	2027	Total
City Light Fund Revenues	844	157	-	-	-	-	-	-	1,001
Total:	844	157	-	-	-	-	-	-	1,001
Fund Appropriations / Allocations ¹	LTD Actuals	2021 Revised	2022	2023	2024	2025	2026	2027	Total
Light Fund	844	157	-	-	-	-	-	-	1,001
Total:	844	157	-	-	-	-	-	-	1,001

O&M Impacts: NA

¹Funds are appropriated through the Adopted Budget at the Budget Summary Level. All Amounts shown above are in thousands of dollars

CenTrio Electrification

Project No:	MC-CL-ZS8510	BSL Code:	BC-CL-Z
Project Type:	Discrete	BSL Name:	Customer Focused - CIP
Project Category:	New Investment	Location:	System Wide
Current Project Stage:	Stage 1 - Pre-Project Development	Council District:	Council District 2
Start/End Date:	2022 - 2023	Neighborhood District:	Downtown
Total Project Cost:	\$7,000	Urban Village:	Downtown

This project funds the plan, design, procurement, construction, and commission of large City Light capital investment projects to deliver infrastructure required to meet electrification of CenTrio, a franchise utility that delivers steam for heating of multiple downtown buildings in Seattle.

Resources	LTD Actuals	2021 Revised	2022	2023	2024	2025	2026	2027	Total
City Light Fund Revenues	-	-	2,000	5,000	-	-	-	-	7,000
Total:	-	-	2,000	5,000	-	-	-	-	7,000
Fund Appropriations / Allocations ¹	LTD Actuals	2021 Revised	2022	2023	2024	2025	2026	2027	Total
Light Fund	-	-	2,000	5,000	-	-	-	-	7,000
Total:	-	-	2,000	5,000	-	-	-	-	7,000

O&M Impacts:

Communications Improvements

Project No:	MC-CL-YD9009	BSL Code:	BC-CL-Y
Project Type:	Ongoing	BSL Name:	Transmission and Distribution - CIP
Project Category:	Rehabilitation or Restoration	Location:	System wide
Current Project Stage:	N/A	Council District:	Outside City of Seattle
Start/End Date:	N/A	Neighborhood District:	Not in a Neighborhood District
Total Project Cost:	N/A	Urban Village:	Not in an Urban Village

This ongoing project provides funding for unforeseen emergent and critical work on City Light's communications systems to replace communications components due to failure, changing regulatory and security requirements, and requests from customers or other agencies. This project enhances flexibility to address emergent communication systems problems.

Resources	LTD Actuals	2021 Revised	2022	2023	2024	2025	2026	2027	Total
City Light Fund Revenues	10,476	1,364	700	900	850	905	906	1,273	17,373
Total:	10,476	1,364	700	900	850	905	906	1,273	17,373
Fund Appropriations / Allocations ¹	LTD Actuals	2021 Revised	2022	2023	2024	2025	2026	2027	Total
Light Fund	10,476	1,364	700	900	850	905	906	1,273	17,373
Total:	10,476	1,364	700	900	850	905	906	1,273	17,373

O&M Impacts: NA

Creston-Nelson to Intergate East Feeder Installation

Project No:	MC-CL-ZO8430	BSL Code:	BC-CL-Z
Project Type:	Discrete	BSL Name:	Customer Focused - CIP
Project Category:	New Facility	Location:	Tukwila
Current Project Stage:	Stage 6 - Closeout	Council District:	Outside City of Seattle
Start/End Date:	2009 - 2022	Neighborhood District:	Not in a Neighborhood District
Total Project Cost:	\$9,074	Urban Village:	Not in an Urban Village

This project installs a new feeder to supply the Sabey Corporation's Intergate East Internet Center in Tukwila from the Creston-Nelson Substation. The project includes design, permit preparation, and evaluates customer load requirements.

Resources	LTD Actuals	2021 Revised	2022	2023	2024	2025	2026	2027	Total
City Light Fund Revenues	8,815	259	-	-	-	-	-	-	9,074
Total:	8,815	259	-	-	-	-	-	-	9,074
Fund Appropriations / Allocations¹	LTD Actuals	2021 Revised	2022	2023	2024	2025	2026	2027	Total
Light Fund	8,815	259	-	-	-	-	-	-	9,074
Total:	8,815	259	-	-	-	-	-	-	9,074

O&M Impacts: NA

¹Funds are appropriated through the Adopted Budget at the Budget Summary Level. All Amounts shown above are in thousands of dollars

Dallas Ave. 26 kV Crossing

Project No:	MC-CL-YR8322	BSL Code:	BC-CL-Y
Project Type:	Discrete	BSL Name:	Transmission and Distribution - CIP
Project Category:	Rehabilitation or Restoration	Location:	Dallas Ave S
Current Project Stage:	Stage 3 - Design	Council District:	Council District 2
Start/End Date:	2005 - 2028	Neighborhood District:	Greater Duwamish
Total Project Cost:	\$11,381	Urban Village:	South Park

This project reinstalls two 26kV feeders across the Duwamish River. This crossing backs up the Cambridge Corridor Crossing, providing redundant power supply to the area along East Marginal Way South. The area has many large industrial accounts.

Resources	LTD Actuals	2021 Revised	2022	2023	2024	2025	2026	2027	Total
City Light Fund Revenues	522	560	206	6	231	35	4,821	5,000	11,381
Total:	522	560	206	6	231	35	4,821	5,000	11,381
Fund Appropriations / Allocations ¹	LTD Actuals	2021 Revised	2022	2023	2024	2025	2026	2027	Total
Light Fund	522	560	206	6	231	35	4,821	5,000	11,381
Total:	522	560	206	6	231	35	4,821	5,000	11,381

O&M Impacts: NA

Dam Safety Part 12 Improvements

Project No:	MC-CL-XB6626	BSL Code:	BC-CL-X
Project Type:	Ongoing	BSL Name:	Power Supply - CIP
Project Category:	Improved Facility	Location:	System Wide
Current Project Stage:	N/A	Council District:	Outside City of Seattle
Start/End Date:	N/A	Neighborhood District:	Not in a Neighborhood District
Total Project Cost:	N/A	Urban Village:	Not in an Urban Village

This project provides the support analysis and data required to meet FERC regulations. City Light must demonstrate that the dams are monitored and engineering improvements are based on current climate conditions, most current engineering standards, and the appropriate devices, instrumentation, and tools. Activities may include Skagit bulkhead, Boundary new instrumentation, Diablo & Gorge GPS System, Boundary instrumentation, Boundary Part 12 Implementation and Skagit Part 12 Implementation.

Resources	LTD Actuals	2021 Revised	2022	2023	2024	2025	2026	2027	Total
City Light Fund Revenues	1,636	956	552	1,244	1,264	2,091	2,194	1,622	11,560
Total:	1,636	956	552	1,244	1,264	2,091	2,194	1,622	11,560
Fund Appropriations / Allocations ¹	LTD Actuals	2021 Revised	2022	2023	2024	2025	2026	2027	Total
Light Fund	1,636	956	552	1,244	1,264	2,091	2,194	1,622	11,560
Total:	1,636	956	552	1,244	1,264	2,091	2,194	1,622	11,560

O&M Impacts: NA

¹Funds are appropriated through the Adopted Budget at the Budget Summary Level. All Amounts shown above are in thousands of dollars

Data Warehouse Implementation

Project No:	MC-CL-ZF9975	BSL Code:	BC-CL-Z
Project Type:	Discrete	BSL Name:	Customer Focused - CIP
Project Category:	Rehabilitation or Restoration	Location:	System Wide
Current Project Stage:	Stage 5 - Execution (IT Only)	Council District:	Citywide
Start/End Date:	2017 - 2024	Neighborhood District:	Not in a Neighborhood District
Total Project Cost:	\$2,017	Urban Village:	Not in an Urban Village

This project funds the development of data marts to be added to a Data Warehouse. The data marts enable City Light to build reports from any front end business intelligence tool such as Cognos, Oracle OBIEE and OUA, Tableau, or Power BI.

Resources	LTD Actuals	2021 Revised	2022	2023	2024	2025	2026	2027	Total
City Light Fund Revenues	-	1,651	-	144	223	-	-	-	2,017
Total:	-	1,651	-	144	223	-	-	-	2,017
Fund Appropriations / Allocations ¹	LTD Actuals	2021 Revised	2022	2023	2024	2025	2026	2027	Total
Light Fund	-	1,651	-	144	223	-	-	-	2,017
Total:	-	1,651	-	144	223	-	-	-	2,017

O&M Impacts: NA

¹Funds are appropriated through the Adopted Budget at the Budget Summary Level. All Amounts shown above are in thousands of dollars

Denny Substation - Network

Project No:	MC-CL-YN8404	BSL Code:	BC-CL-Y
Project Type:	Ongoing	BSL Name:	Transmission and Distribution - CIP
Project Category:	New Facility	Location:	Valley Street
Current Project Stage:	N/A	Council District:	Multiple
Start/End Date:	N/A	Neighborhood District:	Lake Union
Total Project Cost:	N/A	Urban Village:	South Lake Union

This ongoing project funds network system work in the Denny Substation network area. Work may include design and construction, engineering design at the substation network interface, and underground conversion of streetlights, traffic signals, and telecom and fiber optic systems.

Resources	LTD Actuals	2021 Revised	2022	2023	2024	2025	2026	2027	Total
City Light Fund Revenues	101,266	5,742	10,647	10,869	11,118	11,128	6,342	6,454	163,567
Total:	101,266	5,742	10,647	10,869	11,118	11,128	6,342	6,454	163,567

Fund Appropriations / Allocations ¹	LTD Actuals	2021 Revised	2022	2023	2024	2025	2026	2027	Total
Light Fund	101,266	5,742	10,647	10,869	11,118	11,128	6,342	6,454	163,567
Total:	101,266	5,742	10,647	10,869	11,118	11,128	6,342	6,454	163,567

O&M Impacts: NA

¹Funds are appropriated through the Adopted Budget at the Budget Summary Level. All Amounts shown above are in thousands of dollars

Denny Substation Tenant Improvements

Project No:	MC-CL-XF9235	BSL Code:	BC-CL-X
Project Type:	Ongoing	BSL Name:	Power Supply - CIP
Project Category:	Rehabilitation or Restoration	Location:	Valley Street
Current Project Stage:	N/A	Council District:	Multiple
Start/End Date:	N/A	Neighborhood District:	Lake Union
Total Project Cost:	N/A	Urban Village:	South Lake Union

This ongoing project provides program, design, and construction of interior improvements within two building shell spaces within the Denny Substation. The two spaces are a southwest shell space which may house a community center or similar public amenity and a southeast shell space which may house a learning resource center or similar public amenity.

Resources	LTD Actuals	2021 Revised	2022	2023	2024	2025	2026	2027	Total
City Light Fund Revenues	2,472	2,788	38	-	-	-	-	-	5,298
Total:	2,472	2,788	38	-	-	-	-	-	5,298
Fund Appropriations / Allocations ¹	LTD Actuals	2021 Revised	2022	2023	2024	2025	2026	2027	Total
Light Fund	2,472	2,788	38	-	-	-	-	-	5,298
Total:	2,472	2,788	38	-	-	-	-	-	5,298

O&M Impacts: NA

Denny Substation Transmission Lines

Project No:	MC-CL-YT7125	BSL Code:	BC-CL-Y
Project Type:	Discrete	BSL Name:	Transmission and Distribution - CIP
Project Category:	New Facility	Location:	System wide
Current Project Stage:	Stage 2 - Initiation, Project Definition, & Planning	Council District:	Citywide
Start/End Date:	2008 - 2030	Neighborhood District:	Not in a Neighborhood District
Total Project Cost:	\$29,647	Urban Village:	Not in an Urban Village

This project provides work associated with the design and construction of new transmission lines to support the new Denny Substation. This expansion would divide the existing Pine to Broad Street transmission line into two transmission lines to improve system reliability and resiliency.

Resources	LTD Actuals	2021 Revised	2022	2023	2024	2025	2026	2027	Total
City Light Fund Revenues	17,449	10,194	1,001	201	201	200	191	210	29,647
Total:	17,449	10,194	1,001	201	201	200	191	210	29,647
Fund Appropriations / Allocations ¹	LTD Actuals	2021 Revised	2022	2023	2024	2025	2026	2027	Total
Light Fund	17,449	10,194	1,001	201	201	200	191	210	29,647
Total:	17,449	10,194	1,001	201	201	200	191	210	29,647

O&M Impacts: NA

¹Funds are appropriated through the Adopted Budget at the Budget Summary Level. All Amounts shown above are in thousands of dollars

Diablo - Load Interrupters Replacement

Project No:	MC-CL-XS6532	BSL Code:	BC-CL-X
Project Type:	Discrete	BSL Name:	Power Supply - CIP
Project Category:	Rehabilitation or Restoration	Location:	Milepost 126 Stte Highway 20
Current Project Stage:	Stage 6 - Closeout	Council District:	Outside City of Seattle
Start/End Date:	2015 - 2021	Neighborhood District:	Outside City of Seattle
Total Project Cost:	\$6,072	Urban Village:	Outside City of Seattle

This project replaces load interrupters at Diablo Banks Generators No. 31 and 32. The existing 230kV load interrupters have reached the end of their useful life and need to be replaced. This project will replace the load interrupters with SF6 Gas Insulated circuit breakers.

Resources	LTD Actuals	2021 Revised	2022	2023	2024	2025	2026	2027	Total
City Light Fund Revenues	5,721	351	-	-	-	-	-	-	6,072
Total:	5,721	351	-	-	-	-	-	-	6,072
Fund Appropriations / Allocations¹	LTD Actuals	2021 Revised	2022	2023	2024	2025	2026	2027	Total
Light Fund	5,721	351	-	-	-	-	-	-	6,072
Total:	5,721	351	-	-	-	-	-	-	6,072

O&M Impacts: NA

¹Funds are appropriated through the Adopted Budget at the Budget Summary Level. All Amounts shown above are in thousands of dollars

Diablo - Replace Bank Transformers

Project No:	MC-CL-XS6589	BSL Code:	BC-CL-X
Project Type:	Discrete	BSL Name:	Power Supply - CIP
Project Category:	Rehabilitation or Restoration	Location:	Milepost 126 Stte Highway 20
Current Project Stage:	Stage 1 - Pre-Project Development	Council District:	Outside City of Seattle
Start/End Date:	2026 - 2029	Neighborhood District:	Outside City of Seattle
Total Project Cost:	\$4,115	Urban Village:	Outside City of Seattle

This project replaces the two Diablo generator step up transformer banks as they reach the end of their useful life.

Resources	LTD Actuals	2021 Revised	2022	2023	2024	2025	2026	2027	Total
City Light Fund Revenues	-	-	-	-	-	-	315	3,800	4,115
Total:	-	-	-	-	-	-	315	3,800	4,115
Fund Appropriations / Allocations ¹	LTD Actuals	2021 Revised	2022	2023	2024	2025	2026	2027	Total
Light Fund	-	-	-	-	-	-	315	3,800	4,115
Total:	-	-	-	-	-	-	315	3,800	4,115

O&M Impacts: NA

Diablo Dam - Spill Gate Trunnion Upgrades

Project No:	MC-CL-XS6610	BSL Code:	BC-CL-X
Project Type:	Ongoing	BSL Name:	Power Supply - CIP
Project Category:	Rehabilitation or Restoration	Location:	Milepost 126 Stte Highway 20
Current Project Stage:	N/A	Council District:	Outside City of Seattle
Start/End Date:	N/A	Neighborhood District:	Outside City of Seattle
Total Project Cost:	N/A	Urban Village:	Outside City of Seattle

This project provides replacement of the trunnion bushings in all 20 of Diablo Dam's spill gates with new synthetic bushings that are permanently sealed and lubricated, and perform associated supporting work.

Resources	LTD Actuals	2021 Revised	2022	2023	2024	2025	2026	2027	Total
City Light Fund Revenues	1,513	572	306	357	505	168	-	-	3,422
Total:	1,513	572	306	357	505	168	-	-	3,422
Fund Appropriations / Allocations ¹	LTD Actuals	2021 Revised	2022	2023	2024	2025	2026	2027	Total
Light Fund	1,513	572	306	357	505	168	-	-	3,422
Total:	1,513	572	306	357	505	168	-	-	3,422

O&M Impacts: NA

¹Funds are appropriated through the Adopted Budget at the Budget Summary Level. All Amounts shown above are in thousands of dollars

Diablo Facility - Lines Protection Upgrades

Project No:	MC-CL-XS6483	BSL Code:	BC-CL-X
Project Type:	Discrete	BSL Name:	Power Supply - CIP
Project Category:	Rehabilitation or Restoration	Location:	Milepost 126 State Highway 20
Current Project Stage:	Stage 6 - Closeout	Council District:	Outside City of Seattle
Start/End Date:	2011 - 2021	Neighborhood District:	Not in a Neighborhood District
Total Project Cost:	\$6,664	Urban Village:	Not in an Urban Village

This project provides updated line protection schemes on the Diablo Facility D1, D2, & D3, R1 and R2 Lines, utilizing electro-mechanical relays. The project also replaces existing relays, which are approaching the reasonable service life and lack essential fault location capability. The project replacements include microprocessor based digital relays, fault location and event reporting, lockout and test switching capabilities, and communication assisted transfer trip utilizing the mirrored bits function of the digital relays.

Resources	LTD Actuals	2021 Revised	2022	2023	2024	2025	2026	2027	Total
City Light Fund Revenues	6,586	78	-	-	-	-	-	-	6,664
Total:	6,586	78	-	-	-	-	-	-	6,664
Fund Appropriations / Allocations¹	LTD Actuals	2021 Revised	2022	2023	2024	2025	2026	2027	Total
Light Fund	6,586	78	-	-	-	-	-	-	6,664
Total:	6,586	78	-	-	-	-	-	-	6,664

O&M Impacts: NA

¹Funds are appropriated through the Adopted Budget at the Budget Summary Level. All Amounts shown above are in thousands of dollars

Distribution Area Communications Networks

Project No:	MC-CL-YD9307	BSL Code:	BC-CL-Y
Project Type:	Ongoing	BSL Name:	Transmission and Distribution - CIP
Project Category:	New Facility	Location:	Citywide
Current Project Stage:	N/A	Council District:	Citywide
Start/End Date:	N/A	Neighborhood District:	Not in a Neighborhood District
Total Project Cost:	N/A	Urban Village:	Not in an Urban Village

This ongoing project installs fiber cable and equipment to all City Light dams, substations and service centers to create a secure, reliable, fast and redundant digital communications system for operations command and control. The fiber infrastructure provides a secure path for power distribution system control and dispatch, Energy Management System data, and other City Light communications. This project also supports Substation Automation, Distribution Automation, Distributed Generation, and automated meter reading projects.

Resources	LTD Actuals	2021 Revised	2022	2023	2024	2025	2026	2027	Total
City Light Fund Revenues	25,944	3,944	2,396	2,525	1,648	2,100	2,067	2,135	42,758
Total:	25,944	3,944	2,396	2,525	1,648	2,100	2,067	2,135	42,758
Fund Appropriations / Allocations ¹	LTD Actuals	2021 Revised	2022	2023	2024	2025	2026	2027	Total
Light Fund	25,944	3,944	2,396	2,525	1,648	2,100	2,067	2,135	42,758
Total:	25,944	3,944	2,396	2,525	1,648	2,100	2,067	2,135	42,758

O&M Impacts: NA

¹Funds are appropriated through the Adopted Budget at the Budget Summary Level. All Amounts shown above are in thousands of dollars

Distribution Automation

Project No:	MC-CL-YR8425	BSL Code:	BC-CL-Y
Project Type:	Ongoing	BSL Name:	Transmission and Distribution - CIP
Project Category:	Rehabilitation or Restoration	Location:	Citywide
Current Project Stage:	N/A	Council District:	Citywide
Start/End Date:	N/A	Neighborhood District:	Not in a Neighborhood District
Total Project Cost:	N/A	Urban Village:	Not in an Urban Village

This ongoing project automates radial distribution feeders, which includes installation of equipment to provide remote control of operations of switches on power lines and gather real time data on conditions in distribution power lines. The installation of strategically placed switches provides the ability to automatically perform outage restoration, shift blocks of load to maximize efficiencies of feeders, and reconfigure the feeder grid. Typical operation involves remotely detecting that a feeder fault has occurred, locating the damaged portion of the feeder between two remote controlled line switches, isolating the damaged portion of the feeder by opening appropriate remote controlled line switches, and re-energizing undamaged portions of the feeder via the primary feeder source and one or more backup sources using automatically controlled tie switches.

Resources	LTD Actuals	2021 Revised	2022	2023	2024	2025	2026	2027	Total
City Light Fund Revenues	13,426	3,265	2,998	3,210	3,092	3,141	3,200	3,662	35,993
Total:	13,426	3,265	2,998	3,210	3,092	3,141	3,200	3,662	35,993
Fund Appropriations / Allocations¹	LTD Actuals	2021 Revised	2022	2023	2024	2025	2026	2027	Total
Light Fund	13,426	3,265	2,998	3,210	3,092	3,141	3,200	3,662	35,993
Total:	13,426	3,265	2,998	3,210	3,092	3,141	3,200	3,662	35,993

O&M Impacts: NA

¹Funds are appropriated through the Adopted Budget at the Budget Summary Level. All Amounts shown above are in thousands of dollars

Distribution Management System

Project No:	MC-CL-YD9966	BSL Code:	BC-CL-Y
Project Type:	Discrete	BSL Name:	Transmission and Distribution - CIP
Project Category:	New Facility	Location:	Citywide
Current Project Stage:	Stage 1 - Pre-Project Development	Council District:	Citywide
Start/End Date:	2027 - 2028	Neighborhood District:	Multiple
Total Project Cost:	\$6,829	Urban Village:	Multiple

This project provides installation of the Distribution Management System (DMS) beginning in 2019. This comprehensive software application enables Power Dispatchers to operate automated distribution devices more effectively by interfacing with the Utility's Energy Management System (EMS), Outage Management System (OMS), Customer Information System, and the Geospatial Information System. The DMS will improve planning, coordination, and operations by enabling dispatchers to improve their switching operations for planned shutdowns. It will also make it easier to prepare planned outages and reduce the area needed for an outage.

Resources	LTD Actuals	2021 Revised	2022	2023	2024	2025	2026	2027	Total
City Light Fund Revenues	-	-	-	-	-	-	-	6,829	6,829
Total:	-	-	-	-	-	-	-	6,829	6,829
Fund Appropriations / Allocations ¹	LTD Actuals	2021 Revised	2022	2023	2024	2025	2026	2027	Total
Light Fund	-	-	-	-	-	-	-	6,829	6,829
Total:	-	-	-	-	-	-	-	6,829	6,829

O&M Impacts: NA

¹Funds are appropriated through the Adopted Budget at the Budget Summary Level. All Amounts shown above are in thousands of dollars

Document Management System

Project No:	MC-CL-ZF9962	BSL Code:	BC-CL-Z
Project Type:	Ongoing	BSL Name:	Customer Focused - CIP
Project Category:	Rehabilitation or Restoration	Location:	System Wide
Current Project Stage:	N/A	Council District:	Citywide
Start/End Date:	N/A	Neighborhood District:	Not in a Neighborhood District
Total Project Cost:	N/A	Urban Village:	Not in an Urban Village

This project plans, builds, deploys, and provides ongoing management of an enterprise document management system that effectively and efficiently captures, secures, shares, and distributes digital and paper based documents and reports. The project streamlines collaboration, automates routine tasks, and lowers costs related to creation, management, and storage of business documents. The project provides the governance and audit capabilities needed to minimize the risks and costs associated with regulatory and legal compliance.

Resources	LTD Actuals	2021 Revised	2022	2023	2024	2025	2026	2027	Total
City Light Fund Revenues	1,250	1,814	660	872	872	1,000	1,848	1,000	9,315
Total:	1,250	1,814	660	872	872	1,000	1,848	1,000	9,315
Fund Appropriations / Allocations ¹	LTD Actuals	2021 Revised	2022	2023	2024	2025	2026	2027	Total
Light Fund	1,250	1,814	660	872	872	1,000	1,848	1,000	9,315
Total:	1,250	1,814	660	872	872	1,000	1,848	1,000	9,315

O&M Impacts: NA

Electric Vehicle Infrastructure

Project No:	MC-CL-XF9237	BSL Code:	BC-CL-X
Project Type:	Ongoing	BSL Name:	Power Supply - CIP
Project Category:	New Investment	Location:	Citywide
Current Project Stage:	N/A	Council District:	Multiple
Start/End Date:	N/A	Neighborhood District:	Multiple
Total Project Cost:	N/A	Urban Village:	Multiple

This ongoing project funds the implementation of City Light's public electric vehicle charging pilot project. This project will deploy 26 public EV fast chargers within the service area, at both City-owned property and private sites. City Light owns and installs the charging infrastructure. This program allows customers access to carbon-neutral electricity that customers are demanding, better utilize current utility assets, and contribute to the Clean, Renewable-Powered City initiative and the aggressive goals of the Drive Clean Seattle Initiative.

Resources	LTD Actuals	2021 Revised	2022	2023	2024	2025	2026	2027	Total
City Light Fund Revenues	3,499	1,497	-	-	-	-	-	-	4,996
Total:	3,499	1,497	-	-	-	-	-	-	4,996
Fund Appropriations / Allocations ¹	LTD Actuals	2021 Revised	2022	2023	2024	2025	2026	2027	Total
Light Fund	3,499	1,497	-	-	-	-	-	-	4,996
Total:	3,499	1,497	-	-	-	-	-	-	4,996

O&M Impacts: NA

Endangered Species Act Mitigation

Project No:	MC-CL-XP6990	BSL Code:	BC-CL-X
Project Type:	Ongoing	BSL Name:	Power Supply - CIP
Project Category:	Rehabilitation or Restoration	Location:	Outside City of Seattle
Current Project Stage:	N/A	Council District:	Outside City of Seattle
Start/End Date:	N/A	Neighborhood District:	Not in a Neighborhood District
Total Project Cost:	N/A	Urban Village:	Not in an Urban Village

This ongoing project funds work that protects and restores fisheries habitat in the Skagit and Tolt river basins. It implements the Endangered Species Act (ESA) Program for recovery of listed fish species that are potentially affected by City Light projects. The project includes land purchase, restoration, assessment, and management. The project reduces the likelihood of third party lawsuits under ESA and the reopening of claims by Federal agencies, e.g. the U.S. Fish and Wildlife Service, seeking additional measures to protect and restore the listed species.

Resources	LTD Actuals	2021 Revised	2022	2023	2024	2025	2026	2027	Total
City Light Fund Revenues	14,308	1,825	1,154	1,169	1,192	1,213	1,124	615	22,599
Total:	14,308	1,825	1,154	1,169	1,192	1,213	1,124	615	22,599
Fund Appropriations / Allocations ¹	LTD Actuals	2021 Revised	2022	2023	2024	2025	2026	2027	Total
Light Fund	14,308	1,825	1,154	1,169	1,192	1,213	1,124	615	22,599
Total:	14,308	1,825	1,154	1,169	1,192	1,213	1,124	615	22,599

O&M Impacts: NA

¹Funds are appropriated through the Adopted Budget at the Budget Summary Level. All Amounts shown above are in thousands of dollars

Energy Conservation

Project No:	MC-CL-XF9320	BSL Code:	BC-CL-X
Project Type:	Ongoing	BSL Name:	Power Supply - CIP
Project Category:	Rehabilitation or Restoration	Location:	System wide
Current Project Stage:	N/A	Council District:	Citywide
Start/End Date:	N/A	Neighborhood District:	Not in a Neighborhood District
Total Project Cost:	N/A	Urban Village:	Not in an Urban Village

This ongoing project installs improvements at SCL facilities to reduce energy consumption. Work is performed at facilities including generation sites, service centers, and substations. With documented savings, some project costs may be recovered from the Bonneville Power Administration.

Resources	LTD Actuals	2021 Revised	2022	2023	2024	2025	2026	2027	Total
City Light Fund Revenues	7,143	2,030	1,100	850	600	600	-	-	12,323
Total:	7,143	2,030	1,100	850	600	600	-	-	12,323
Fund Appropriations / Allocations ¹	LTD Actuals	2021 Revised	2022	2023	2024	2025	2026	2027	Total
Light Fund	7,143	2,030	1,100	850	600	600	-	-	12,323
Total:	7,143	2,030	1,100	850	600	600	-	-	12,323

O&M Impacts: NA

Energy Efficiency

Project No:	MC-CL-WC2250	BSL Code:	BC-CL-W
Project Type:	Ongoing	BSL Name:	Conservation & Environmental - CIP
Project Category:	Improved Facility	Location:	
Current Project Stage:	N/A	Council District:	Multiple
Start/End Date:	N/A	Neighborhood District:	Multiple
Total Project Cost:	N/A	Urban Village:	Multiple

This ongoing project funds energy efficiency programs at City Light.

Resources	LTD Actuals	2021 Revised	2022	2023	2024	2025	2026	2027	Total
City Light Fund Revenues	-	-	28,394	28,644	28,644	28,894	29,394	29,394	173,362
Total:	-	-	28,394	28,644	28,644	28,894	29,394	29,394	173,362
Fund Appropriations / Allocations ¹	LTD Actuals	2021 Revised	2022	2023	2024	2025	2026	2027	Total
Light Fund	-	-	28,394	28,644	28,644	28,894	29,394	29,394	173,362
Total:	-	-	28,394	28,644	28,644	28,894	29,394	29,394	173,362

O&M Impacts:

¹Funds are appropriated through the Adopted Budget at the Budget Summary Level. All Amounts shown above are in thousands of dollars

Energy Management System Upgrade

Project No:	MC-CL-YD9979	BSL Code:	BC-CL-Y
Project Type:	Discrete	BSL Name:	Transmission and Distribution - CIP
Project Category:	Rehabilitation or Restoration	Location:	System Wide
Current Project Stage:	Stage 5 - Execution (IT Only)	Council District:	Citywide
Start/End Date:	2020 - 2021	Neighborhood District:	Not in a Neighborhood District
Total Project Cost:	\$1,650	Urban Village:	Not in an Urban Village

This project funds the upgrade to maintain the City Light vendor supported Energy Management System (EMS) for Supervisory Control and Data Acquisition (SCADA) for power system operation that is current with industry technology, cyber security and regulatory compliant for highly available and reliable system operation. The EMS Replacement Project was deployed in 2016 with a planned investment objective to maintain current vendor support with software and hardware.

Resources	LTD Actuals	2021 Revised	2022	2023	2024	2025	2026	2027	Total
City Light Fund Revenues	566	1,084	-	-	-	-	-	-	1,650
Total:	566	1,084	-	-	-	-	-	-	1,650
Fund Appropriations / Allocations ¹	LTD Actuals	2021 Revised	2022	2023	2024	2025	2026	2027	Total
Light Fund	566	1,084	-	-	-	-	-	-	1,650
Total:	566	1,084	-	-	-	-	-	-	1,650

O&M Impacts: NA

¹Funds are appropriated through the Adopted Budget at the Budget Summary Level. All Amounts shown above are in thousands of dollars

Enterprise Geographic Information System

Project No:	MC-CL-YD9957	BSL Code:	BC-CL-Y
Project Type:	Discrete	BSL Name:	Transmission and Distribution - CIP
Project Category:	Rehabilitation or Restoration	Location:	System wide
Current Project Stage:	Stage 2 - Initiation, Project Definition, & Planning	Council District:	Citywide
Start/End Date:	2015 - 2024	Neighborhood District:	Not in a Neighborhood District
Total Project Cost:	\$8,616	Urban Village:	Not in an Urban Village

This project investigates, evaluates, and makes a recommendation to develop a unified GIS system that meets all of the needs of the Utility, replacing the two separate and incompatible Geographic Information Systems (GIS) that City Light currently maintains, and allowing integration with future software systems (such as Mobile Workforce).

Resources	LTD Actuals	2021 Revised	2022	2023	2024	2025	2026	2027	Total
City Light Fund Revenues	1,106	1,288	790	3,204	2,228	-	-	-	8,616
Total:	1,106	1,288	790	3,204	2,228	-	-	-	8,616
Fund Appropriations / Allocations ¹	LTD Actuals	2021 Revised	2022	2023	2024	2025	2026	2027	Total
Light Fund	1,106	1,288	790	3,204	2,228	-	-	-	8,616
Total:	1,106	1,288	790	3,204	2,228	-	-	-	8,616

O&M Impacts: NA

¹Funds are appropriated through the Adopted Budget at the Budget Summary Level. All Amounts shown above are in thousands of dollars

Enterprise Software Solution Replacement Strategy

Project No:	MC-CL-YD9969	BSL Code:	BC-CL-Y
Project Type:	Ongoing	BSL Name:	Transmission and Distribution - CIP
Project Category:	Rehabilitation or Restoration	Location:	City Wide
Current Project Stage:	N/A	Council District:	Citywide
Start/End Date:	N/A	Neighborhood District:	Multiple
Total Project Cost:	N/A	Urban Village:	Multiple

This project funds the upgrade or replacement of components of the Utility Technology Portfolio. Timely upgrades and replacements ensure that technology and enterprise level software resources are kept up to date and fully functional.

Resources	LTD Actuals	2021 Revised	2022	2023	2024	2025	2026	2027	Total
City Light Fund Revenues	7,929	13,988	11,082	14,653	10,829	11,628	14,567	7,523	92,199
Total:	7,929	13,988	11,082	14,653	10,829	11,628	14,567	7,523	92,199

Fund Appropriations / Allocations ¹	LTD Actuals	2021 Revised	2022	2023	2024	2025	2026	2027	Total
Light Fund	7,929	13,988	11,082	14,653	10,829	11,628	14,567	7,523	92,199
Total:	7,929	13,988	11,082	14,653	10,829	11,628	14,567	7,523	92,199

O&M Impacts: NA

Environmental Claims

Project No:	MC-CL-WC3133	BSL Code:	BC-CL-W
Project Type:	Ongoing	BSL Name:	Conservation & Environmental - CIP
Project Category:	Improved Facility	Location:	System Wide
Current Project Stage:	N/A	Council District:	Multiple
Start/End Date:	N/A	Neighborhood District:	Multiple
Total Project Cost:	N/A	Urban Village:	Multiple

This ongoing project funds all environmental liability clean-up and remediation work on City Light owned and non-owned properties, whether voluntary or ordered by State or Federal environmental regulating agencies.

Resources	LTD Actuals	2021 Revised	2022	2023	2024	2025	2026	2027	Total
City Light Fund Revenues	-	-	11,637	11,642	11,647	11,652	11,658	11,663	69,898
Total:	-	-	11,637	11,642	11,647	11,652	11,658	11,663	69,898

Fund Appropriations / Allocations ¹	LTD Actuals	2021 Revised	2022	2023	2024	2025	2026	2027	Total
Light Fund	-	-	11,637	11,642	11,647	11,652	11,658	11,663	69,898
Total:	-	-	11,637	11,642	11,647	11,652	11,658	11,663	69,898

O&M Impacts:

¹Funds are appropriated through the Adopted Budget at the Budget Summary Level. All Amounts shown above are in thousands of dollars

Environmental Safeguarding and Remediation of Facilities

Project No:	MC-CL-XF9152	BSL Code:	BC-CL-X
Project Type:	Ongoing	BSL Name:	Power Supply - CIP
Project Category:	Rehabilitation or Restoration	Location:	Outside City of Seattle
Current Project Stage:	N/A	Council District:	Outside City of Seattle
Start/End Date:	N/A	Neighborhood District:	Not in a Neighborhood District
Total Project Cost:	N/A	Urban Village:	Not in an Urban Village

This ongoing project provides improvements to prevent air and water pollution at City Light facilities. Projects may include ventilation for painting operations, storage equipment for toxic material, containment provisions to provide protection in the event of a spill or leak, and handling equipment to enable safe movement of hazardous items.

Resources	LTD Actuals	2021 Revised	2022	2023	2024	2025	2026	2027	Total
City Light Fund Revenues	664	190	72	66	132	30	31	40	1,227
Total:	664	190	72	66	132	30	31	40	1,227
Fund Appropriations / Allocations ¹	LTD Actuals	2021 Revised	2022	2023	2024	2025	2026	2027	Total
Light Fund	664	190	72	66	132	30	31	40	1,227
Total:	664	190	72	66	132	30	31	40	1,227

O&M Impacts: NA

Equipment Fleet Replacement

Project No:	MC-CL-XF9101	BSL Code:	BC-CL-X
Project Type:	Ongoing	BSL Name:	Power Supply - CIP
Project Category:	New Facility	Location:	System wide
Current Project Stage:	N/A	Council District:	Citywide
Start/End Date:	N/A	Neighborhood District:	Not in a Neighborhood District
Total Project Cost:	N/A	Urban Village:	Not in an Urban Village

This ongoing project funds the purchase of light-duty and heavy-duty mobile equipment fleet vehicles. This includes replacement of specialized fleet vehicles for electric utility use, as well as enhancements and additions of green alternatives such as electric powered vehicles.

Resources	LTD Actuals	2021 Revised	2022	2023	2024	2025	2026	2027	Total
City Light Fund Revenues	83,756	18,945	7,715	7,556	6,690	7,190	8,648	8,700	149,198
Total:	83,756	18,945	7,715	7,556	6,690	7,190	8,648	8,700	149,198
Fund Appropriations / Allocations ¹	LTD Actuals	2021 Revised	2022	2023	2024	2025	2026	2027	Total
Light Fund	83,756	18,945	7,715	7,556	6,690	7,190	8,648	8,700	149,198
Total:	83,756	18,945	7,715	7,556	6,690	7,190	8,648	8,700	149,198

O&M Impacts: NA

¹Funds are appropriated through the Adopted Budget at the Budget Summary Level. All Amounts shown above are in thousands of dollars

Facilities Infrastructure Improvements

Project No:	MC-CL-XF9156	BSL Code:	BC-CL-X
Project Type:	Ongoing	BSL Name:	Power Supply - CIP
Project Category:	Rehabilitation or Restoration	Location:	System wide
Current Project Stage:	N/A	Council District:	Citywide
Start/End Date:	N/A	Neighborhood District:	Not in a Neighborhood District
Total Project Cost:	N/A	Urban Village:	Not in an Urban Village

This ongoing project upgrades and replaces the structural, electrical or mechanical systems, or other base building systems critical to building operations, and site development items. Work under this project may include plumbing replacements, HVAC related systems, power distribution systems, tanks, elevators, fire suppression systems, drainage systems, exterior and interior lighting, landscaping, irrigation, paving, stairs, and sidewalks. This project is intended for emergent work not yet identified and is not intended as a duplicate for other infrastructure improvements included in specific projects.

Resources	LTD Actuals	2021 Revised	2022	2023	2024	2025	2026	2027	Total
City Light Fund Revenues	4,418	73	-	-	-	-	-	104	4,595
Total:	4,418	73	-	-	-	-	-	104	4,595
Fund Appropriations / Allocations ¹	LTD Actuals	2021 Revised	2022	2023	2024	2025	2026	2027	Total
Light Fund	4,418	73	-	-	-	-	-	104	4,595
Total:	4,418	73	-	-	-	-	-	104	4,595

O&M Impacts: NA

¹Funds are appropriated through the Adopted Budget at the Budget Summary Level. All Amounts shown above are in thousands of dollars

Facilities Regulatory Compliance

Project No:	MC-CL-XF9151	BSL Code:	BC-CL-X
Project Type:	Ongoing	BSL Name:	Power Supply - CIP
Project Category:	Rehabilitation or Restoration	Location:	500 Newhalem Creek Rd, Marblemount, WA 98267
Current Project Stage:	N/A	Council District:	Outside City of Seattle
Start/End Date:	N/A	Neighborhood District:	Not in a Neighborhood District
Total Project Cost:	N/A	Urban Village:	Not in an Urban Village

This ongoing project is for the investigation of contamination and remediation, if necessary, of property that the utility is targeting for disposal.

Resources	LTD Actuals	2021 Revised	2022	2023	2024	2025	2026	2027	Total
City Light Fund Revenues	2,205	3,294	348	357	365	383	377	383	7,713
Total:	2,205	3,294	348	357	365	383	377	383	7,713
Fund Appropriations / Allocations¹	LTD Actuals	2021 Revised	2022	2023	2024	2025	2026	2027	Total
Light Fund	2,205	3,294	348	357	365	383	377	383	7,713
Total:	2,205	3,294	348	357	365	383	377	383	7,713

O&M Impacts: NA

¹Funds are appropriated through the Adopted Budget at the Budget Summary Level. All Amounts shown above are in thousands of dollars

First Hill - Network

Project No:	MC-CL-YN8301	BSL Code:	BC-CL-Y
Project Type:	Ongoing	BSL Name:	Transmission and Distribution - CIP
Project Category:	Rehabilitation or Restoration	Location:	1100 Madison St
Current Project Stage:	N/A	Council District:	Council District 3
Start/End Date:	N/A	Neighborhood District:	East District
Total Project Cost:	N/A	Urban Village:	First Hill/Capitol Hill

This ongoing project funds a programmatic approach for comprehensive management of underground network assets serving customers in the First Hill area. This project funds annual work required, such as balancing feeder cables to their maximum service build out limit, performing engineering analysis to determine system feeder assignments, required for new service connections, and replacement of cables that fail while in service.

Resources	LTD Actuals	2021 Revised	2022	2023	2024	2025	2026	2027	Total
City Light Fund Revenues	17,391	1,641	3,620	3,648	3,676	2,834	3,550	3,895	40,256
Total:	17,391	1,641	3,620	3,648	3,676	2,834	3,550	3,895	40,256
Fund Appropriations / Allocations ¹	LTD Actuals	2021 Revised	2022	2023	2024	2025	2026	2027	Total
Light Fund	17,391	1,641	3,620	3,648	3,676	2,834	3,550	3,895	40,256
Total:	17,391	1,641	3,620	3,648	3,676	2,834	3,550	3,895	40,256

O&M Impacts: NA

Fork Tolt License Mitigation

Project No:	MC-CL-WC3131	BSL Code:	BC-CL-W
Project Type:	Ongoing	BSL Name:	Conservation & Environmental - CIP
Project Category:	Improved Facility	Location:	System Wide
Current Project Stage:	N/A	Council District:	Outside City of Seattle
Start/End Date:	N/A	Neighborhood District:	Outside City of Seattle
Total Project Cost:	N/A	Urban Village:	Outside City of Seattle

This ongoing project funds activities related to the South Fork Tolt License Mitigation and Settlement Agreement from 1988 to 2028. Activities include but are not limited to spawning surveys and placement of woody debris.

Resources	LTD Actuals	2021 Revised	2022	2023	2024	2025	2026	2027	Total
City Light Fund Revenues	-	-	130	143	145	146	148	149	861
Total:	-	-	130	143	145	146	148	149	861
Fund Appropriations / Allocations ¹	LTD Actuals	2021 Revised	2022	2023	2024	2025	2026	2027	Total
Light Fund	-	-	130	143	145	146	148	149	861
Total:	-	-	130	143	145	146	148	149	861

O&M Impacts:

¹Funds are appropriated through the Adopted Budget at the Budget Summary Level. All Amounts shown above are in thousands of dollars

Georgetown Steamplant Access Road

Project No:	MC-CL-XF9233	BSL Code:	BC-CL-X
Project Type:	Discrete	BSL Name:	Power Supply - CIP
Project Category:	Rehabilitation or Restoration	Location:	Off Wa 99 At King County Airport
Current Project Stage:	Stage 5 - Construction	Council District:	Council District 2
Start/End Date:	2015 - 2022	Neighborhood District:	Greater Duwamish
Total Project Cost:	\$3,235	Urban Village:	Greater Duwamish

This project will design and construct a road and associated infrastructure for public access to the Georgetown Steam Plant. This work will be partially funded by King County, who initiated street development in 2000 that cut off access to the steam plant.

Resources	LTD Actuals	2021 Revised	2022	2023	2024	2025	2026	2027	Total
City Light Fund Revenues	282	1,475	1,478	-	-	-	-	-	3,235
Total:	282	1,475	1,478	-	-	-	-	-	3,235
Fund Appropriations / Allocations ¹	LTD Actuals	2021 Revised	2022	2023	2024	2025	2026	2027	Total
Light Fund	282	1,475	1,478	-	-	-	-	-	3,235
Total:	282	1,475	1,478	-	-	-	-	-	3,235

O&M Impacts: NA

¹Funds are appropriated through the Adopted Budget at the Budget Summary Level. All Amounts shown above are in thousands of dollars

Gorge - 240V AC Station Service Switchgear Replacement

Project No:	MC-CL-XS6581	BSL Code:	BC-CL-X
Project Type:	Discrete	BSL Name:	Power Supply - CIP
Project Category:	Rehabilitation or Restoration	Location:	Milepost 121 Stte Highway 20
Current Project Stage:	Stage 6 - Closeout	Council District:	Outside City of Seattle
Start/End Date:	2017 - 2021	Neighborhood District:	Outside City of Seattle
Total Project Cost:	\$2,230	Urban Village:	Outside City of Seattle

This project mitigates safety hazards at the Gorge and Diablo Powerhouses by replacing the 240V circuit breakers with new breakers that allow for remote operation. Recent policy and regulation changes related to electrical Arc Flash hazards have highlighted safety issues related to this equipment.

Resources	LTD Actuals	2021 Revised	2022	2023	2024	2025	2026	2027	Total
City Light Fund Revenues	1,553	677	-	-	-	-	-	-	2,230
Total:	1,553	677	-	-	-	-	-	-	2,230
Fund Appropriations / Allocations ¹	LTD Actuals	2021 Revised	2022	2023	2024	2025	2026	2027	Total
Light Fund	1,553	677	-	-	-	-	-	-	2,230
Total:	1,553	677	-	-	-	-	-	-	2,230

O&M Impacts: NA

¹Funds are appropriated through the Adopted Budget at the Budget Summary Level. All Amounts shown above are in thousands of dollars

Gorge Crane Rehabilitation

Project No:	MC-CL-XS6639	BSL Code:	BC-CL-X
Project Type:	Discrete	BSL Name:	Power Supply - CIP
Project Category:	Rehabilitation or Restoration	Location:	Milepost 121 State Highway 20
Current Project Stage:	Stage 1 - Pre-Project Development	Council District:	Outside City of Seattle
Start/End Date:	2021 - 2024	Neighborhood District:	Not in a Neighborhood District
Total Project Cost:	\$4,857	Urban Village:	Not in an Urban Village

This project refurbishes or replaces mechanical and electrical systems for the Gorge powerhouse cranes and will provide safety upgrades to comply with current code. The Gorge powerhouse crane has never undergone a major refurbishment. The three Gorge generating units are planned for overhauls within the next ten years, and will require a reliable crane. The crane control system is being modernized to allow for better control and accuracy.

Resources	LTD Actuals	2021 Revised	2022	2023	2024	2025	2026	2027	Total
City Light Fund Revenues	-	224	397	4,092	145	-	-	-	4,857
Total:	-	224	397	4,092	145	-	-	-	4,857
Fund Appropriations / Allocations ¹	LTD Actuals	2021 Revised	2022	2023	2024	2025	2026	2027	Total
Light Fund	-	224	397	4,092	145	-	-	-	4,857
Total:	-	224	397	4,092	145	-	-	-	4,857

O&M Impacts: NA

Gorge U21-24 overhauls

Project No:	MC-CL-XS6640	BSL Code:	BC-CL-X
Project Type:	Discrete	BSL Name:	Power Supply - CIP
Project Category:	Rehabilitation or Restoration	Location:	Milepost 121 State Highway 20
Current Project Stage:	Stage 1 - Pre-Project Development	Council District:	Outside City of Seattle
Start/End Date:	2023 - 2027	Neighborhood District:	Outside City of Seattle
Total Project Cost:	\$27,877	Urban Village:	Not in an Urban Village

This project overhauls Gorge units 21 - 24. The final scope of work will be determined during project chartering, but is expected to include replacing the stator winding, stator core, and excitation system. Refurbishment is expected for rotor components and other mechanical components. Planning is currently forecast to start in 2022 which would mean construction on the first unit would likely begin in 2025.

Resources	LTD Actuals	2021 Revised	2022	2023	2024	2025	2026	2027	Total
City Light Fund Revenues	-	-	-	100	876	7,199	9,239	10,463	27,877
Total:	-	-	-	100	876	7,199	9,239	10,463	27,877
Fund Appropriations / Allocations ¹	LTD Actuals	2021 Revised	2022	2023	2024	2025	2026	2027	Total
Light Fund	-	-	-	100	876	7,199	9,239	10,463	27,877
Total:	-	-	-	100	876	7,199	9,239	10,463	27,877

O&M Impacts: NA

Grid Modernization

Project No:	MC-CL-YD9510	BSL Code:	BC-CL-Y
Project Type:	Ongoing	BSL Name:	Transmission and Distribution - CIP
Project Category:	Improved Facility	Location:	System Wide
Current Project Stage:	N/A	Council District:	Multiple
Start/End Date:	N/A	Neighborhood District:	Multiple
Total Project Cost:	N/A	Urban Village:	Multiple

This project funds installation of technology and equipment to modernize the distribution grid, including distribution system sensors, automated and remote switches, and demand response systems. This project implements the Grid Modernization Plan and Roadmap, which describes the work needed to build a next-generation electric grid that can flexibly and cost-effectively absorb demand growth from electrification of buildings and transportation.

Resources	LTD Actuals	2021 Revised	2022	2023	2024	2025	2026	2027	Total
City Light Fund Revenues	-	-	1,719	3,195	3,291	3,389	3,491	3,596	18,681
Total:	-	-	1,719	3,195	3,291	3,389	3,491	3,596	18,681
Fund Appropriations / Allocations ¹	LTD Actuals	2021 Revised	2022	2023	2024	2025	2026	2027	Total
Light Fund	-	-	1,719	3,195	3,291	3,389	3,491	3,596	18,681
Total:	-	-	1,719	3,195	3,291	3,389	3,491	3,596	18,681

O&M Impacts:

¹Funds are appropriated through the Adopted Budget at the Budget Summary Level. All Amounts shown above are in thousands of dollars

Hydro Project Spill Containment

Project No:	MC-CL-XP6530	BSL Code:	BC-CL-X
Project Type:	Ongoing	BSL Name:	Power Supply - CIP
Project Category:	Rehabilitation or Restoration	Location:	Outside City of Seattle
Current Project Stage:	N/A	Council District:	Outside City of Seattle
Start/End Date:	N/A	Neighborhood District:	Outside City of Seattle
Total Project Cost:	N/A	Urban Village:	Outside City of Seattle

This ongoing project funds upgrades to generating plants that will either prevent oil spills through process improvements and equipment replacement, or provide additional containment capacity for accidental spills. These upgrades will include replacing oil filled transformers with dry-type transformers, building larger containment basins around oil filled equipment, reconfiguring powerhouse sumps, installing oil/water separators, and replacing greased valve bushings with greaseless bushings.

Resources	LTD Actuals	2021 Revised	2022	2023	2024	2025	2026	2027	Total
City Light Fund Revenues	2,606	430	215	-	-	-	-	-	3,251
Total:	2,606	430	215	-	-	-	-	-	3,251
Fund Appropriations / Allocations ¹	LTD Actuals	2021 Revised	2022	2023	2024	2025	2026	2027	Total
Light Fund	2,606	430	215	-	-	-	-	-	3,251
Total:	2,606	430	215	-	-	-	-	-	3,251

O&M Impacts: NA

¹Funds are appropriated through the Adopted Budget at the Budget Summary Level. All Amounts shown above are in thousands of dollars

Interbay Substation - Development

Project No:	MC-CL-YS7756	BSL Code:	BC-CL-Y
Project Type:	Discrete	BSL Name:	Transmission and Distribution - CIP
Project Category:	New Facility	Location:	17th Ave West
Current Project Stage:	Stage 1 - Pre-Project Development	Council District:	Council District 7
Start/End Date:	2019 - 2027	Neighborhood District:	Magnolia/Queen Anne
Total Project Cost:	\$2,274	Urban Village:	Ballard-Interbay Northend

This project plans, designs, and constructs a 26 kV substation in the Interbay area. This project installs 2-100 MVA transformers into a facility large enough to accommodate a third transformer at the site if required in the future. The project adds to the distribution network and provides a new path for power to the area. It provides assurance to the developers who are interested in projects in the South Lake Union district that City Light will be able to serve their needs reliably.

Resources	LTD Actuals	2021 Revised	2022	2023	2024	2025	2026	2027	Total
City Light Fund Revenues	-	251	247	301	309	316	335	516	2,274
Total:	-	251	247	301	309	316	335	516	2,274
Fund Appropriations / Allocations ¹	LTD Actuals	2021 Revised	2022	2023	2024	2025	2026	2027	Total
Light Fund	-	251	247	301	309	316	335	516	2,274
Total:	-	251	247	301	309	316	335	516	2,274

O&M Impacts: NA

IT Infrastructure

Project No:	MC-CL-ZF9915	BSL Code:	BC-CL-Z
Project Type:	Ongoing	BSL Name:	Customer Focused - CIP
Project Category:	Rehabilitation or Restoration	Location:	System Wide
Current Project Stage:	N/A	Council District:	Citywide
Start/End Date:	N/A	Neighborhood District:	Not in a Neighborhood District
Total Project Cost:	N/A	Urban Village:	Not in an Urban Village

This ongoing project funds replacement and improvement of the Utility's information technology infrastructure. This infrastructure provides applications, data storage, and print services to the utility, and supports activities and applications including Microsoft Outlook, remote connectivity, electronic communications and recording of power marketing transactions (E-tagging), the City InWeb and network, common and City Light applications, UNIX services, and infrastructure change management. Components purchased by this project include servers, network and communications equipment, disk storage, and application and operating system software. Infrastructure is upgraded or replaced based upon a combination of factors, such as maintenance schedules, equipment warranties, availability of vendor support, Gartner recommendations, application growth, and security demands.

Resources	LTD Actuals	2021 Revised	2022	2023	2024	2025	2026	2027	Total
City Light Fund Revenues	6	-	98	98	98	98	98	-	494
Total:	6	-	98	98	98	98	98	-	494
Fund Appropriations / Allocations ¹	LTD Actuals	2021 Revised	2022	2023	2024	2025	2026	2027	Total
Light Fund	6	-	98	98	98	98	98	-	494
Total:	6	-	98	98	98	98	98	-	494

O&M Impacts: NA

¹Funds are appropriated through the Adopted Budget at the Budget Summary Level. All Amounts shown above are in thousands of dollars

IT Security Upgrades

Project No:	MC-CL-ZF9960	BSL Code:	BC-CL-Z
Project Type:	Ongoing	BSL Name:	Customer Focused - CIP
Project Category:	Rehabilitation or Restoration	Location:	System Wide
Current Project Stage:	N/A	Council District:	Citywide
Start/End Date:	N/A	Neighborhood District:	Not in a Neighborhood District
Total Project Cost:	N/A	Urban Village:	Not in an Urban Village

The ongoing project updates or replaces information security systems that are at high risk of failure. The project enhances vulnerability and intrusion detection as well as response capabilities and procedures. The project provides (by way of illustration but not limitation) for implementation of systems to replace or upgrade firewalls, routers, switches, operating systems, intrusion detection capabilities, security information and event management, Linux patching procedures, Dynamic Host Configuration Protocol server, Domain Name System server, internal vulnerability scanning, and physical security cameras and networks for City Light locations.

Resources	LTD Actuals	2021 Revised	2022	2023	2024	2025	2026	2027	Total
City Light Fund Revenues	-	881	636	651	657	651	848	637	4,960
Total:	-	881	636	651	657	651	848	637	4,960
Fund Appropriations / Allocations ¹	LTD Actuals	2021 Revised	2022	2023	2024	2025	2026	2027	Total
Light Fund	-	881	636	651	657	651	848	637	4,960
Total:	-	881	636	651	657	651	848	637	4,960

O&M Impacts: NA

¹Funds are appropriated through the Adopted Budget at the Budget Summary Level. All Amounts shown above are in thousands of dollars

Landis and Gyr RTU Modernization Boundary, Cedar Falls and Skagit

Project No:	MC-CL-XB6565	BSL Code:	BC-CL-X
Project Type:	Discrete	BSL Name:	Power Supply - CIP
Project Category:	Rehabilitation or Restoration	Location:	Boundary, Skagit and Cedar Falls power facilities
Current Project Stage:	Stage 1 - Pre-Project Development	Council District:	Outside City of Seattle
Start/End Date:	2019 - 2025	Neighborhood District:	Outside City of Seattle
Total Project Cost:	\$3,209	Urban Village:	Not in an Urban Village

This project provides the installation of new remote temperature monitoring equipment at the Boundary, Skagit and Cedar Falls power facilities.

Resources	LTD Actuals	2021 Revised	2022	2023	2024	2025	2026	2027	Total
City Light Fund Revenues	-	467	520	830	1,169	223	-	-	3,209
Total:	-	467	520	830	1,169	223	-	-	3,209
Fund Appropriations / Allocations ¹	LTD Actuals	2021 Revised	2022	2023	2024	2025	2026	2027	Total
Light Fund	-	467	520	830	1,169	223	-	-	3,209
Total:	-	467	520	830	1,169	223	-	-	3,209

O&M Impacts: NA

¹Funds are appropriated through the Adopted Budget at the Budget Summary Level. All Amounts shown above are in thousands of dollars

Large Overhead and Underground Services

Project No:	MC-CL-ZS8365	BSL Code:	BC-CL-Z
Project Type:	Ongoing	BSL Name:	Customer Focused - CIP
Project Category:	New Facility	Location:	System wide
Current Project Stage:	N/A	Council District:	Citywide
Start/End Date:	N/A	Neighborhood District:	Not in a Neighborhood District
Total Project Cost:	N/A	Urban Village:	Not in an Urban Village

This ongoing project provides large size electric power service connections from City Light's distribution system to the customer's meter for power requirements of greater than 3 MVA and 26 kV radial services. The project allows City Light to provide service to new customers in a safe, reliable, timely and cost effective manner as a means to fulfill its commitment to be a customer and community-focused organization. The cost of some of this work is generally reimbursed by the requesting customer.

Resources	LTD Actuals	2021 Revised	2022	2023	2024	2025	2026	2027	Total
City Light Fund Revenues	33,312	3,256	3,371	3,427	3,484	3,543	3,602	3,662	57,658
Total:	33,312	3,256	3,371	3,427	3,484	3,543	3,602	3,662	57,658
Fund Appropriations / Allocations ¹	LTD Actuals	2021 Revised	2022	2023	2024	2025	2026	2027	Total
Light Fund	33,312	3,256	3,371	3,427	3,484	3,543	3,602	3,662	57,658
Total:	33,312	3,256	3,371	3,427	3,484	3,543	3,602	3,662	57,658

O&M Impacts: NA

LRDS Editor Upgrade

Project No:	MC-CL-YD9977	BSL Code:	BC-CL-Y
Project Type:	Discrete	BSL Name:	Transmission and Distribution - CIP
Project Category:	Rehabilitation or Restoration	Location:	Citywide
Current Project Stage:	Stage 5 - Execution (IT Only)	Council District:	Multiple
Start/End Date:	2018 - 2023	Neighborhood District:	Not in a Neighborhood District
Total Project Cost:	\$4,178	Urban Village:	Not in an Urban Village

This project funds the LRDS (Looped Radial Distribution System) ArcFM Editor Upgrade which will replace a Seattle City Light production software system that is at end of life.

Resources	LTD Actuals	2021 Revised	2022	2023	2024	2025	2026	2027	Total
City Light Fund Revenues	10	3,433	464	271	-	-	-	-	4,178
Total:	10	3,433	464	271	-	-	-	-	4,178
Fund Appropriations / Allocations ¹	LTD Actuals	2021 Revised	2022	2023	2024	2025	2026	2027	Total
Light Fund	10	3,433	464	271	-	-	-	-	4,178
Total:	10	3,433	464	271	-	-	-	-	4,178

O&M Impacts: NA

¹Funds are appropriated through the Adopted Budget at the Budget Summary Level. All Amounts shown above are in thousands of dollars

Major Emergency

Project No:	MC-CL-ZS8380	BSL Code:	BC-CL-Z
Project Type:	Ongoing	BSL Name:	Customer Focused - CIP
Project Category:	Rehabilitation or Restoration	Location:	System wide
Current Project Stage:	N/A	Council District:	Citywide
Start/End Date:	N/A	Neighborhood District:	Not in a Neighborhood District
Total Project Cost:	N/A	Urban Village:	Not in an Urban Village

This ongoing project covers unexpected problems that occur with the electrical system and result in repairs of over \$100,000 for any one event and for capital costs that are incurred during any single emergency situation lasting over 48 hours.

Resources	LTD Actuals	2021 Revised	2022	2023	2024	2025	2026	2027	Total
City Light Fund Revenues	20,693	2,939	2,885	2,928	2,971	3,015	3,060	2,819	41,311
Total:	20,693	2,939	2,885	2,928	2,971	3,015	3,060	2,819	41,311
Fund Appropriations / Allocations ¹	LTD Actuals	2021 Revised	2022	2023	2024	2025	2026	2027	Total
Light Fund	20,693	2,939	2,885	2,928	2,971	3,015	3,060	2,819	41,311
Total:	20,693	2,939	2,885	2,928	2,971	3,015	3,060	2,819	41,311

O&M Impacts: NA

¹Funds are appropriated through the Adopted Budget at the Budget Summary Level. All Amounts shown above are in thousands of dollars

Maritime Transportation Electrification

Project No:	MC-CL-ZS8520	BSL Code:	BC-CL-Z
Project Type:	Ongoing	BSL Name:	Customer Focused - CIP
Project Category:	New Investment	Location:	System Wide
Current Project Stage:	N/A	Council District:	Council District 7, Council District 1
Start/End Date:	N/A	Neighborhood District:	Multiple
Total Project Cost:	N/A	Urban Village:	Multiple

The ongoing program will plan, design, procure, construct, and commission large City Light capital investment projects to deliver infrastructure required to meet electrification, environmental justice, and/or sustainability goals and mandates and customer demand associated with Maritime Transportation (MARTEP). MARTEP Projects stem from public and private maritime transportation efforts to transition from emission-based energy sources to City Light electrical service and that requires City Light to design and construct new infrastructure.

Resources	LTD Actuals	2021 Revised	2022	2023	2024	2025	2026	2027	Total
City Light Fund Revenues	-	-	300	2,000	2,000	2,000	7,000	4,000	17,300
Total:	-	-	300	2,000	2,000	2,000	7,000	4,000	17,300
Fund Appropriations / Allocations ¹	LTD Actuals	2021 Revised	2022	2023	2024	2025	2026	2027	Total
Light Fund	-	-	300	2,000	2,000	2,000	7,000	4,000	17,300
Total:	-	-	300	2,000	2,000	2,000	7,000	4,000	17,300

O&M Impacts:

¹Funds are appropriated through the Adopted Budget at the Budget Summary Level. All Amounts shown above are in thousands of dollars

Massachusetts Street Substation - Networks

Project No:	MC-CL-YN8202	BSL Code:	BC-CL-Y
Project Type:	Ongoing	BSL Name:	Transmission and Distribution - CIP
Project Category:	New Facility	Location:	1555 Utah Ave S
Current Project Stage:	N/A	Council District:	Council District 2
Start/End Date:	N/A	Neighborhood District:	Greater Duwamish
Total Project Cost:	N/A	Urban Village:	Greater Duwamish

The ongoing project increases Massachusetts Street Substation network capacity. It funds a programmatic approach for comprehensive management of underground network assets serving customers in Pioneer Square and the area bounded by University Street, Third Avenue, Terrace Street, and the Freeway. The project funds completion of engineering design and analysis and construction work required to improve and enhance the network system supporting existing and neat future network customers in the areas. This project defers the need date for a new network substation until no further capacity is available from Union Street and the other network substations. It provides sufficient and reliable electrical capacity for the growing power needs of City Light customers.

Resources	LTD Actuals	2021 Revised	2022	2023	2024	2025	2026	2027	Total
City Light Fund Revenues	42,824	2,205	3,164	3,359	3,404	3,341	4,176	3,649	66,122
Total:	42,824	2,205	3,164	3,359	3,404	3,341	4,176	3,649	66,122
Fund Appropriations / Allocations ¹	LTD Actuals	2021 Revised	2022	2023	2024	2025	2026	2027	Total
Light Fund	42,824	2,205	3,164	3,359	3,404	3,341	4,176	3,649	66,122
Total:	42,824	2,205	3,164	3,359	3,404	3,341	4,176	3,649	66,122

O&M Impacts: NA

¹Funds are appropriated through the Adopted Budget at the Budget Summary Level. All Amounts shown above are in thousands of dollars

Medium Overhead and Underground Services

Project No:	MC-CL-ZS8366	BSL Code:	BC-CL-Z
Project Type:	Ongoing	BSL Name:	Customer Focused - CIP
Project Category:	New Facility	Location:	System wide
Current Project Stage:	N/A	Council District:	Citywide
Start/End Date:	N/A	Neighborhood District:	Not in a Neighborhood District
Total Project Cost:	N/A	Urban Village:	Not in an Urban Village

This ongoing project provides engineering and installation of radial electric power service connections with medium-sized power requirements of 50 KVA to 2.5 MVA and 26 kV. The cost of some of this work is generally reimbursed by the requesting customer.

Resources	LTD Actuals	2021 Revised	2022	2023	2024	2025	2026	2027	Total
City Light Fund Revenues	185,999	16,556	19,508	19,008	19,322	20,483	18,820	19,164	318,860
Total:	185,999	16,556	19,508	19,008	19,322	20,483	18,820	19,164	318,860
Fund Appropriations / Allocations ¹	LTD Actuals	2021 Revised	2022	2023	2024	2025	2026	2027	Total
Light Fund	185,999	16,556	19,508	19,008	19,322	20,483	18,820	19,164	318,860
Total:	185,999	16,556	19,508	19,008	19,322	20,483	18,820	19,164	318,860

O&M Impacts: NA

¹Funds are appropriated through the Adopted Budget at the Budget Summary Level. All Amounts shown above are in thousands of dollars

Meter Additions

Project No:	MC-CL-ZS8054	BSL Code:	BC-CL-Z
Project Type:	Ongoing	BSL Name:	Customer Focused - CIP
Project Category:	New Facility	Location:	System wide
Current Project Stage:	N/A	Council District:	Citywide
Start/End Date:	N/A	Neighborhood District:	Not in a Neighborhood District
Total Project Cost:	N/A	Urban Village:	Not in an Urban Village

This ongoing project provides new or replacement meters for both residential and commercial services. Work included in this project includes nstallations of new and/or upgraded meter services; obsolete meter exchanges; audits of new meter services, solar metering, and technology impacting the distribution system; testing, calibration, meter inventory management, and verifying electrical measurement standards. This project ensures accurate customer billing.

Resources	LTD Actuals	2021 Revised	2022	2023	2024	2025	2026	2027	Total
City Light Fund Revenues	50,392	5,412	3,830	3,938	3,966	4,036	4,105	4,464	80,144
Total:	50,392	5,412	3,830	3,938	3,966	4,036	4,105	4,464	80,144
Fund Appropriations / Allocations ¹	LTD Actuals	2021 Revised	2022	2023	2024	2025	2026	2027	Total
Light Fund	50,392	5,412	3,830	3,938	3,966	4,036	4,105	4,464	80,144
Total:	50,392	5,412	3,830	3,938	3,966	4,036	4,105	4,464	80,144

O&M Impacts: NA

Miscellaneous Building Improvements

Project No:	MC-CL-XF9007	BSL Code:	BC-CL-X
Project Type:	Ongoing	BSL Name:	Power Supply - CIP
Project Category:	Rehabilitation or Restoration	Location:	Citywide
Current Project Stage:	N/A	Council District:	Citywide
Start/End Date:	N/A	Neighborhood District:	Not in a Neighborhood District
Total Project Cost:	N/A	Urban Village:	Not in an Urban Village

This ongoing project funds improvements to City Light's buildings and facilities. The project provides cost effective asset preservation measures, and funds projects that allow City Light to meet safety and health code requirements.

Resources	LTD Actuals	2021 Revised	2022	2023	2024	2025	2026	2027	Total
City Light Fund Revenues	12,665	1,083	-	-	-	-	-	-	13,748
Total:	12,665	1,083	-	-	-	-	-	-	13,748
Fund Appropriations / Allocations ¹	LTD Actuals	2021 Revised	2022	2023	2024	2025	2026	2027	Total
Light Fund	12,665	1,083	-	-	-	-	-	-	13,748
Total:	12,665	1,083	-	-	-	-	-	-	13,748

O&M Impacts: NA

¹Funds are appropriated through the Adopted Budget at the Budget Summary Level. All Amounts shown above are in thousands of dollars

Mobile Workforce Implementation

Project No:	MC-CL-YR8429	BSL Code:	BC-CL-Y
Project Type:	Discrete	BSL Name:	Transmission and Distribution - CIP
Project Category:	New Facility	Location:	Citywide
Current Project Stage:	Stage 5 - Execution (IT Only)	Council District:	Citywide
Start/End Date:	2017 - 2027	Neighborhood District:	Not in a Neighborhood District
Total Project Cost:	\$9,965	Urban Village:	Not in an Urban Village

This project provides mobile communication and computing equipment for City Light workers to use in the field. The project improves operational efficiencies for scheduling of crews, rapid revision of crew schedules during emergencies, and reducing transit time between job sites.

Resources	LTD Actuals	2021 Revised	2022	2023	2024	2025	2026	2027	Total
City Light Fund Revenues	411	4,232	-	-	2,154	2,208	961	-	9,965
Total:	411	4,232	-	-	2,154	2,208	961	-	9,965
Fund Appropriations / Allocations ¹	LTD Actuals	2021 Revised	2022	2023	2024	2025	2026	2027	Total
Light Fund	411	4,232	-	-	2,154	2,208	961	-	9,965
Total:	411	4,232	-	-	2,154	2,208	961	-	9,965

O&M Impacts: NA

¹Funds are appropriated through the Adopted Budget at the Budget Summary Level. All Amounts shown above are in thousands of dollars

Network Additions and Services - Denny

Project No:	MC-CL-ZS8405	BSL Code:	BC-CL-Z
Project Type:	Ongoing	BSL Name:	Customer Focused - CIP
Project Category:	New Facility	Location:	Valley Street
Current Project Stage:	N/A	Council District:	TBD
Start/End Date:	N/A	Neighborhood District:	Lake Union
Total Project Cost:	N/A	Urban Village:	South Lake Union

This ongoing project provides electrical service connections and related improvements in response to customer service needs within the North Downtown network area. The project provides civil and electrical design assistance to customers to connect existing and proposed buildings to the North Downtown network system. This project also performs capacity addition work associated with service connections, and replaces or installs network transformers, network protectors, and bus tie- switches.

Resources	LTD Actuals	2021 Revised	2022	2023	2024	2025	2026	2027	Total
City Light Fund Revenues	16,003	12,805	6,057	5,791	5,872	5,955	5,776	6,430	64,689
Total:	16,003	12,805	6,057	5,791	5,872	5,955	5,776	6,430	64,689
Fund Appropriations / Allocations ¹	LTD Actuals	2021 Revised	2022	2023	2024	2025	2026	2027	Total
Light Fund	16,003	12,805	6,057	5,791	5,872	5,955	5,776	6,430	64,689
Total:	16,003	12,805	6,057	5,791	5,872	5,955	5,776	6,430	64,689

O&M Impacts: NA

¹Funds are appropriated through the Adopted Budget at the Budget Summary Level. All Amounts shown above are in thousands of dollars

Network Additions and Services: Broad Street Substation

Project No:	MC-CL-ZS8363	BSL Code:	BC-CL-Z
Project Type:	Ongoing	BSL Name:	Customer Focused - CIP
Project Category:	New Facility	Location:	319 6th AV N
Current Project Stage:	N/A	Council District:	Council District 7
Start/End Date:	N/A	Neighborhood District:	Multiple
Total Project Cost:	N/A	Urban Village:	Multiple

This ongoing project provides electrical service connections, capacity additions, and related improvements in response to customer service requests within the Broad Street network area. The project also funds replacement or installation of network transformers, network protectors and specialty transformers, or in-building vault retrofits or other short duration system improvement needs that may be identified during construction.

Resources	LTD Actuals	2021 Revised	2022	2023	2024	2025	2026	2027	Total
City Light Fund Revenues	104,731	11,163	10,901	10,901	9,983	10,161	10,640	11,152	179,633
Total:	104,731	11,163	10,901	10,901	9,983	10,161	10,640	11,152	179,633
Fund Appropriations / Allocations ¹	LTD Actuals	2021 Revised	2022	2023	2024	2025	2026	2027	Total
Light Fund	104,731	11,163	10,901	10,901	9,983	10,161	10,640	11,152	179,633
Total:	104,731	11,163	10,901	10,901	9,983	10,161	10,640	11,152	179,633

O&M Impacts: NA

¹Funds are appropriated through the Adopted Budget at the Budget Summary Level. All Amounts shown above are in thousands of dollars

Network Additions and Services: First Hill, Massachusetts, Union & University

Project No:	MC-CL-ZS8364	BSL Code:	BC-CL-Z
Project Type:	Ongoing	BSL Name:	Customer Focused - CIP
Project Category:	New Facility	Location:	1555 Utah AV S
Current Project Stage:	N/A	Council District:	Council District 2
Start/End Date:	N/A	Neighborhood District:	Multiple
Total Project Cost:	N/A	Urban Village:	Multiple

This ongoing project provides electrical service connections and related improvements in response to customer service requests within the First Hill, Massachusetts, Union, and University District network areas. The project performs capacity additions work associated with service connections to customers, including condominiums, office buildings, medical facilities, hotels, and commercial and apartment buildings. The project also replaces or installs network transformers, network protectors and specialty transformers, and performs short-duration system improvement work identified during operations, including retrofitting in-building vaults.

Resources	LTD Actuals	2021 Revised	2022	2023	2024	2025	2026	2027	Total
City Light Fund Revenues	63,856	4,035	3,903	4,169	3,961	4,054	4,127	4,422	92,528
Total:	63,856	4,035	3,903	4,169	3,961	4,054	4,127	4,422	92,528
Fund Appropriations / Allocations ¹	LTD Actuals	2021 Revised	2022	2023	2024	2025	2026	2027	Total
Light Fund	63,856	4,035	3,903	4,169	3,961	4,054	4,127	4,422	92,528
Total:	63,856	4,035	3,903	4,169	3,961	4,054	4,127	4,422	92,528

O&M Impacts: NA

¹Funds are appropriated through the Adopted Budget at the Budget Summary Level. All Amounts shown above are in thousands of dollars

Network Hazeltine Upgrade

Project No:	MC-CL-YN8129	BSL Code:	BC-CL-Y
Project Type:	Ongoing	BSL Name:	Transmission and Distribution - CIP
Project Category:	New Facility	Location:	System wide
Current Project Stage:	N/A	Council District:	Citywide
Start/End Date:	N/A	Neighborhood District:	Not in a Neighborhood District
Total Project Cost:	N/A	Urban Village:	Not in an Urban Village

This ongoing project upgrades City Light's remote vault monitoring capability for the Digital Grid system (formerly Hazeltine system). The project consists of substation receivers, workstations, applications, server pairs and alarm PCs. The project provides remote monitoring of network transformers, protectors, vaults, and supports daily utility operations. The project enhances the network monitoring capability by allowing a real time alarm and an event generated from the field to be processed and sent to the alarm PCs of an abnormal electrical component or environmental condition occurrence. The most crucial alarm PC is situated in the System Control Center where it is monitored by with Power Dispatchers 24/7.

Resources	LTD Actuals	2021 Revised	2022	2023	2024	2025	2026	2027	Total
City Light Fund Revenues	7,641	526	539	548	546	550	671	762	11,784
Total:	7,641	526	539	548	546	550	671	762	11,784
Fund Appropriations / Allocations ¹	LTD Actuals	2021 Revised	2022	2023	2024	2025	2026	2027	Total
Light Fund	7,641	526	539	548	546	550	671	762	11,784
Total:	7,641	526	539	548	546	550	671	762	11,784

O&M Impacts: NA

¹Funds are appropriated through the Adopted Budget at the Budget Summary Level. All Amounts shown above are in thousands of dollars

Network Maintenance Hole and Vault Rebuild

Project No:	MC-CL-YN8130	BSL Code:	BC-CL-Y
Project Type:	Ongoing	BSL Name:	Transmission and Distribution - CIP
Project Category:	Rehabilitation or Restoration	Location:	System wide
Current Project Stage:	N/A	Council District:	Citywide
Start/End Date:	N/A	Neighborhood District:	Not in a Neighborhood District
Total Project Cost:	N/A	Urban Village:	Not in an Urban Village

This ongoing project repairs or replaces damaged electrical manholes, vaults and ducts located in the street right of way within the Downtown Central and Pioneer Square business districts. The project provides reliable and safe electrical service to the network, and enhances safety for City Light crews and the public by reducing the large backlog of old or damaged electrical facilities.

Resources	LTD Actuals	2021 Revised	2022	2023	2024	2025	2026	2027	Total
City Light Fund Revenues	40,470	2,648	1,852	1,836	1,860	1,873	2,326	2,288	55,153
Total:	40,470	2,648	1,852	1,836	1,860	1,873	2,326	2,288	55,153
Fund Appropriations / Allocations ¹	LTD Actuals	2021 Revised	2022	2023	2024	2025	2026	2027	Total
Light Fund	40,470	2,648	1,852	1,836	1,860	1,873	2,326	2,288	55,153
Total:	40,470	2,648	1,852	1,836	1,860	1,873	2,326	2,288	55,153

O&M Impacts: NA

¹Funds are appropriated through the Adopted Budget at the Budget Summary Level. All Amounts shown above are in thousands of dollars

New Customer Information System

Project No:	MC-CL-ZC9937	BSL Code:	BC-CL-Z
Project Type:	Discrete	BSL Name:	Customer Focused - CIP
Project Category:	Rehabilitation or Restoration	Location:	700 5th Avenue
Current Project Stage:	Stage 5 - Execution (IT Only)	Council District:	Council District 3
Start/End Date:	2015 - 2023	Neighborhood District:	Downtown
Total Project Cost:	\$66,849	Urban Village:	Downtown

This project provides upgrades to the Customer Information System known as the Utility Self Service Portal that serves customers of both Seattle Public Utilities and City Light. This project empowers the customer to utilize real-time, self-serve options that improves engagement between the utilities and customers, enhances web presence, and enables both customer-facing and internal process efficiencies.

Resources	LTD Actuals	2021 Revised	2022	2023	2024	2025	2026	2027	Total
City Light Fund Revenues	62,208	1,532	3,109	-	-	-	-	-	66,849
Total:	62,208	1,532	3,109	-	-	-	-	-	66,849
Fund Appropriations / Allocations ¹	LTD Actuals	2021 Revised	2022	2023	2024	2025	2026	2027	Total
Light Fund	62,208	1,532	3,109	-	-	-	-	-	66,849
Total:	62,208	1,532	3,109	-	-	-	-	-	66,849

O&M Impacts: NA

¹Funds are appropriated through the Adopted Budget at the Budget Summary Level. All Amounts shown above are in thousands of dollars

Newhalem - Generator 20/Support Facility Rebuild

Project No:	MC-CL-XS6479	BSL Code:	BC-CL-X
Project Type:	Discrete	BSL Name:	Power Supply - CIP
Project Category:	Rehabilitation or Restoration	Location:	500 Newhalem Creek Rd, Marblemount, WA 98267
Current Project Stage:	Stage 2 - Initiation, Project Definition, & Planning	Council District:	Outside City of Seattle
Start/End Date:	2011 - 2027	Neighborhood District:	Not in a Neighborhood District
Total Project Cost:	\$8,755	Urban Village:	Not in an Urban Village

This project provides rehabilitation of the Newhalem Generator 20 turbine runner and penstock. Placed in service in 1921, the turbine runner and penstock have reached the end of their useful life. This system has a 2.5 megawatts generating capacity of clean renewable power. In addition, it provides emergency power backup to Newhalem and Gorge facilities.

Resources	LTD Actuals	2021 Revised	2022	2023	2024	2025	2026	2027	Total
City Light Fund Revenues	5,933	540	50	50	337	340	317	1,188	8,755
Total:	5,933	540	50	50	337	340	317	1,188	8,755
Fund Appropriations / Allocations¹	LTD Actuals	2021 Revised	2022	2023	2024	2025	2026	2027	Total
Light Fund	5,933	540	50	50	337	340	317	1,188	8,755
Total:	5,933	540	50	50	337	340	317	1,188	8,755

O&M Impacts: NA

¹Funds are appropriated through the Adopted Budget at the Budget Summary Level. All Amounts shown above are in thousands of dollars

Normal Emergency

Project No:	MC-CL-ZS8379	BSL Code:	BC-CL-Z
Project Type:	Ongoing	BSL Name:	Customer Focused - CIP
Project Category:	Rehabilitation or Restoration	Location:	System wide
Current Project Stage:	N/A	Council District:	Citywide
Start/End Date:	N/A	Neighborhood District:	Not in a Neighborhood District
Total Project Cost:	N/A	Urban Village:	Not in an Urban Village

This ongoing project covers unexpected problems that occur with the electrical system incurred during any single emergency situation that lasts less than 48 hours, such as lightning storms and brief wind storms, and result in necessary repairs that cost over \$5,000.

Resources	LTD Actuals	2021 Revised	2022	2023	2024	2025	2026	2027	Total
City Light Fund Revenues	16,250	1,379	687	698	710	721	733	745	21,922
Total:	16,250	1,379	687	698	710	721	733	745	21,922
Fund Appropriations / Allocations ¹	LTD Actuals	2021 Revised	2022	2023	2024	2025	2026	2027	Total
Light Fund	16,250	1,379	687	698	710	721	733	745	21,922
Total:	16,250	1,379	687	698	710	721	733	745	21,922

O&M Impacts: NA

¹Funds are appropriated through the Adopted Budget at the Budget Summary Level. All Amounts shown above are in thousands of dollars

Office Furniture and Equipment Replacement

Project No:	MC-CL-XF9103	BSL Code:	BC-CL-X
Project Type:	Ongoing	BSL Name:	Power Supply - CIP
Project Category:	New Facility	Location:	System wide
Current Project Stage:	N/A	Council District:	Citywide
Start/End Date:	N/A	Neighborhood District:	Not in a Neighborhood District
Total Project Cost:	N/A	Urban Village:	Not in an Urban Village

This ongoing project provides renovations of office space and capital replacement of office equipment, including modular office workstations, conference room ensemble furniture, flexible group workspaces, and major office machines. Improvements will enhance worker safety, with improved light, airflow, and ergonomics, as well as enhance productivity and team collaboration. This project also supports the City's Space Reduction Pilot, which aims to reduce the utility's footprint in the downtown core by 25% to achieve cost efficiencies.

Resources	LTD Actuals	2021 Revised	2022	2023	2024	2025	2026	2027	Total
City Light Fund Revenues	2,929	745	8,521	8,855	7,711	750	747	942	31,200
Total:	2,929	745	8,521	8,855	7,711	750	747	942	31,200
Fund Appropriations / Allocations ¹	LTD Actuals	2021 Revised	2022	2023	2024	2025	2026	2027	Total
Light Fund	2,929	745	8,521	8,855	7,711	750	747	942	31,200
Total:	2,929	745	8,521	8,855	7,711	750	747	942	31,200

O&M Impacts: NA

Outage Management System Phase II Implementation

Project No:	MC-CL-YD9967	BSL Code:	BC-CL-Y
Project Type:	Discrete	BSL Name:	Transmission and Distribution - CIP
Project Category:	Rehabilitation or Restoration	Location:	Citywide
Current Project Stage:	Stage 3 - Design	Council District:	Multiple
Start/End Date:	2017 - 2023	Neighborhood District:	Multiple
Total Project Cost:	\$11,678	Urban Village:	Multiple

This project funds City Light's Outage Management System (OMS) upgrade in order to maintain its availability to be available 100% of the time. However, its application, operating system, and database have aged to the point where OMS' availability is at risk. It was fielded in 2011 and has not been significantly modified since. The upgrade of OMS will bring it to a currently supported product version (application, OS, database, physical infrastructure, etc.). The scope of this project is to cover as much as possible of the as-is system, with an additional change to integrate with the ongoing deployment of the Advanced Metering Infrastructure (AMI) initiative.

Resources	LTD Actuals	2021 Revised	2022	2023	2024	2025	2026	2027	Total
City Light Fund Revenues	-	6,195	2,203	3,280	-	-	-	-	11,678
Total:	-	6,195	2,203	3,280	-	-	-	-	11,678
Fund Appropriations / Allocations ¹	LTD Actuals	2021 Revised	2022	2023	2024	2025	2026	2027	Total
Light Fund	-	6,195	2,203	3,280	-	-	-	-	11,678
Total:	-	6,195	2,203	3,280	-	-	-	-	11,678

O&M Impacts: NA

¹Funds are appropriated through the Adopted Budget at the Budget Summary Level. All Amounts shown above are in thousands of dollars

Overhead 26kV Conversion

Project No:	MC-CL-YR8358	BSL Code:	BC-CL-Y
Project Type:	Ongoing	BSL Name:	Transmission and Distribution - CIP
Project Category:	Rehabilitation or Restoration	Location:	System Wide
Current Project Stage:	N/A	Council District:	Multiple
Start/End Date:	N/A	Neighborhood District:	Multiple
Total Project Cost:	N/A	Urban Village:	Multiple

This ongoing project replaces the 4 kV electrical equipment remaining in the electrical distribution system with new, efficient and reliable 26 kV distribution equipment. This project increases capacity to deliver power to City Light customers, rebuilds and maintains the backbone of City Light's system, saves energy by reducing transformer and line losses, improves quality and reliability of service to customers, and releases unit substation properties for better neighborhood uses.

Resources	LTD Actuals	2021 Revised	2022	2023	2024	2025	2026	2027	Total
City Light Fund Revenues	18,050	1,777	1,053	819	857	884	770	846	25,056
Total:	18,050	1,777	1,053	819	857	884	770	846	25,056
Fund Appropriations / Allocations ¹	LTD Actuals	2021 Revised	2022	2023	2024	2025	2026	2027	Total
Light Fund	18,050	1,777	1,053	819	857	884	770	846	25,056
Total:	18,050	1,777	1,053	819	857	884	770	846	25,056

O&M Impacts: NA

¹Funds are appropriated through the Adopted Budget at the Budget Summary Level. All Amounts shown above are in thousands of dollars

Overhead and Underground Relocations

Project No:	MC-CL-ZT8369	BSL Code:	BC-CL-Z
Project Type:	Ongoing	BSL Name:	Customer Focused - CIP
Project Category:	New Facility	Location:	System wide
Current Project Stage:	N/A	Council District:	Citywide
Start/End Date:	N/A	Neighborhood District:	Not in a Neighborhood District
Total Project Cost:	N/A	Urban Village:	Not in an Urban Village

This ongoing project provides relocation of electrical lines to accommodate or take advantage of transportation-related projects, street vacations, or other projects initiated by outside agencies such as SDOT, WSDOT, or suburban municipalities. Work includes modifications to the distribution system, including replacement or modifications of line segments, poles, and underground facilities. Some costs may be reimbursable by the requesting outside agencies

Resources	LTD Actuals	2021 Revised	2022	2023	2024	2025	2026	2027	Total
City Light Fund Revenues	25,681	5,669	4,080	9,505	7,720	5,497	5,725	4,608	68,486
Total:	25,681	5,669	4,080	9,505	7,720	5,497	5,725	4,608	68,486
Fund Appropriations / Allocations ¹	LTD Actuals	2021 Revised	2022	2023	2024	2025	2026	2027	Total
Light Fund	25,681	5,669	4,080	9,505	7,720	5,497	5,725	4,608	68,486
Total:	25,681	5,669	4,080	9,505	7,720	5,497	5,725	4,608	68,486

O&M Impacts: NA

Overhead Customer Driven Capacity Additions

Project No:	MC-CL-YR8355	BSL Code:	BC-CL-Y
Project Type:	Ongoing	BSL Name:	Transmission and Distribution - CIP
Project Category:	New Facility	Location:	System wide
Current Project Stage:	N/A	Council District:	Citywide
Start/End Date:	N/A	Neighborhood District:	Not in a Neighborhood District
Total Project Cost:	N/A	Urban Village:	Not in an Urban Village

This ongoing project provides electrical lines from substations to customers' property lines. This project builds new and replaces old line segments, relocates lines for construction clearances and may replace rotten and damaged poles in the distribution system. This work is driven by specific customer projects, for their direct benefit, to identify and upgrade feeders that are affected before the new load from those projects comes online. City Light is reimbursed by the customers for this work.

Resources	LTD Actuals	2021 Revised	2022	2023	2024	2025	2026	2027	Total
City Light Fund Revenues	50,807	2,675	2,579	2,617	2,656	2,695	2,611	2,776	69,415
Total:	50,807	2,675	2,579	2,617	2,656	2,695	2,611	2,776	69,415
Fund Appropriations / Allocations ¹	LTD Actuals	2021 Revised	2022	2023	2024	2025	2026	2027	Total
Light Fund	50,807	2,675	2,579	2,617	2,656	2,695	2,611	2,776	69,415
Total:	50,807	2,675	2,579	2,617	2,656	2,695	2,611	2,776	69,415

O&M Impacts: NA

¹Funds are appropriated through the Adopted Budget at the Budget Summary Level. All Amounts shown above are in thousands of dollars

Overhead Equipment Replacements

Project No:	MC-CL-YR8351	BSL Code:	BC-CL-Y
Project Type:	Ongoing	BSL Name:	Transmission and Distribution - CIP
Project Category:	Rehabilitation or Restoration	Location:	System wide
Current Project Stage:	N/A	Council District:	Citywide
Start/End Date:	N/A	Neighborhood District:	Not in a Neighborhood District
Total Project Cost:	N/A	Urban Village:	Not in an Urban Village

This ongoing project replaces overhead distribution equipment nearing the end of its usable life, is overloaded, or no longer has an available supply of spare parts. These items include, but are not limited to, poles, cross-arms, transformers, and open-wire secondaries.

Resources	LTD Actuals	2021 Revised	2022	2023	2024	2025	2026	2027	Total
City Light Fund Revenues	171,720	26,090	48,718	52,969	42,851	43,699	44,313	21,990	452,349
Total:	171,720	26,090	48,718	52,969	42,851	43,699	44,313	21,990	452,349
Fund Appropriations / Allocations ¹	LTD Actuals	2021 Revised	2022	2023	2024	2025	2026	2027	Total
Light Fund	171,720	26,090	48,718	52,969	42,851	43,699	44,313	21,990	452,349
Total:	171,720	26,090	48,718	52,969	42,851	43,699	44,313	21,990	452,349

O&M Impacts: NA

Overhead Outage Replacements

Project No:	MC-CL-ZS8350	BSL Code:	BC-CL-Z
Project Type:	Ongoing	BSL Name:	Customer Focused - CIP
Project Category:	Rehabilitation or Restoration	Location:	System wide
Current Project Stage:	N/A	Council District:	Citywide
Start/End Date:	N/A	Neighborhood District:	Not in a Neighborhood District
Total Project Cost:	N/A	Urban Village:	Not in an Urban Village

This ongoing project supports the capitalized portion of work resulting from unplanned, non-emergency, overhead outages. These outages result from events, such as storms, accidents, and equipment failures. The project funds permanent storm repairs and construction of new infrastructure to bypass failing equipment. The project ensures that customers' electric power is restored as quickly as possible.

Resources	LTD Actuals	2021 Revised	2022	2023	2024	2025	2026	2027	Total
City Light Fund Revenues	3,804	1,146	1,043	1,060	1,077	1,095	1,113	1,131	11,469
Total:	3,804	1,146	1,043	1,060	1,077	1,095	1,113	1,131	11,469
Fund Appropriations / Allocations ¹	LTD Actuals	2021 Revised	2022	2023	2024	2025	2026	2027	Total
Light Fund	3,804	1,146	1,043	1,060	1,077	1,095	1,113	1,131	11,469
Total:	3,804	1,146	1,043	1,060	1,077	1,095	1,113	1,131	11,469

O&M Impacts: NA

¹Funds are appropriated through the Adopted Budget at the Budget Summary Level. All Amounts shown above are in thousands of dollars

Overhead System Capacity Additions

Project No:	MC-CL-YR8356	BSL Code:	BC-CL-Y
Project Type:	Ongoing	BSL Name:	Transmission and Distribution - CIP
Project Category:	New Facility	Location:	System wide
Current Project Stage:	N/A	Council District:	Citywide
Start/End Date:	N/A	Neighborhood District:	Not in a Neighborhood District
Total Project Cost:	N/A	Urban Village:	Not in an Urban Village

This ongoing project provides electrical lines from substations to customers' property lines. This project builds new and replaces old line segments, replaces rotten and damaged poles in the distribution system. City Light customers may pay for some of this work.

Resources	LTD Actuals	2021 Revised	2022	2023	2024	2025	2026	2027	Total
City Light Fund Revenues	46,081	3,563	2,260	2,293	2,328	2,363	2,399	2,435	63,722
Total:	46,081	3,563	2,260	2,293	2,328	2,363	2,399	2,435	63,722
Fund Appropriations / Allocations ¹	LTD Actuals	2021 Revised	2022	2023	2024	2025	2026	2027	Total
Light Fund	46,081	3,563	2,260	2,293	2,328	2,363	2,399	2,435	63,722
Total:	46,081	3,563	2,260	2,293	2,328	2,363	2,399	2,435	63,722

O&M Impacts: NA

¹Funds are appropriated through the Adopted Budget at the Budget Summary Level. All Amounts shown above are in thousands of dollars

PCB Tracking and Condition Assessment Project

Project No:	MC-CL-YR9974	BSL Code:	BC-CL-Y
Project Type:	Ongoing	BSL Name:	Transmission and Distribution - CIP
Project Category:	Rehabilitation or Restoration	Location:	System Wide
Current Project Stage:	N/A	Council District:	Multiple
Start/End Date:	N/A	Neighborhood District:	Not in a Neighborhood District
Total Project Cost:	N/A	Urban Village:	Not in an Urban Village

This project funds the purchase and implementation of a system capable of storing and analyzing complex asset condition assessment data, including inspection, testing and sampling results. This project will replace the current XFMR transformer system and would also track the environmental impacts of related transformers. This project was formerly known as "Asset Condition Assessment and Test Tracking System."

Resources	LTD Actuals	2021 Revised	2022	2023	2024	2025	2026	2027	Total
City Light Fund Revenues	-	558	300	210	215	-	-	-	1,284
Total:	-	558	300	210	215	-	-	-	1,284
Fund Appropriations / Allocations ¹	LTD Actuals	2021 Revised	2022	2023	2024	2025	2026	2027	Total
Light Fund	-	558	300	210	215	-	-	-	1,284
Total:	-	558	300	210	215	-	-	-	1,284

O&M Impacts: NA

¹Funds are appropriated through the Adopted Budget at the Budget Summary Level. All Amounts shown above are in thousands of dollars

Pole Attachments

Project No:	MC-CL-YR8452	BSL Code:	BC-CL-Y
Project Type:	Ongoing	BSL Name:	Transmission and Distribution - CIP
Project Category:	New Facility	Location:	System wide
Current Project Stage:	N/A	Council District:	Citywide
Start/End Date:	N/A	Neighborhood District:	Not in a Neighborhood District
Total Project Cost:	N/A	Urban Village:	Not in an Urban Village

This ongoing project funds preparing poles for the attachment of communication infrastructure owned by other entities. The construction costs associated with this work are typically fully reimbursable and attachments generate ongoing revenues through pole attachment rental fees.

Resources	LTD Actuals	2021 Revised	2022	2023	2024	2025	2026	2027	Total
City Light Fund Revenues	61,805	20,452	16,057	17,064	17,209	17,186	17,509	17,485	184,767
Total:	61,805	20,452	16,057	17,064	17,209	17,186	17,509	17,485	184,767
Fund Appropriations / Allocations ¹	LTD Actuals	2021 Revised	2022	2023	2024	2025	2026	2027	Total
Light Fund	61,805	20,452	16,057	17,064	17,209	17,186	17,509	17,485	184,767
Total:	61,805	20,452	16,057	17,064	17,209	17,186	17,509	17,485	184,767

O&M Impacts: NA

¹Funds are appropriated through the Adopted Budget at the Budget Summary Level. All Amounts shown above are in thousands of dollars

Power Production - Network Controls

Project No:	MC-CL-XP6385	BSL Code:	BC-CL-X
Project Type:	Ongoing	BSL Name:	Power Supply - CIP
Project Category:	New Facility	Location:	500 Newhalem Creek Rd, Marblemount, WA 98267
Current Project Stage:	N/A	Council District:	Outside City of Seattle
Start/End Date:	2007 - 2023	Neighborhood District:	Not in a Neighborhood District
Total Project Cost:	N/A	Urban Village:	Not in an Urban Village

This project provides the infrastructure required to install the basic control network and integrate existing, major control systems for a Skagit wide network controls program, to be located at each of the Skagit facilities. This project improves monitoring and control of the Skagit facilities, reduces maintenance and potential outages, and reduces cost and time of maintenance and outages. This project incorporates features that lead to enhanced data acquisition that is part of the NERC requirements.

Resources	LTD Actuals	2021 Revised	2022	2023	2024	2025	2026	2027	Total
City Light Fund Revenues	8,622	19	158	305	919	1,090	269	921	12,302
Total:	8,622	19	158	305	919	1,090	269	921	12,302
Fund Appropriations / Allocations ¹	LTD Actuals	2021 Revised	2022	2023	2024	2025	2026	2027	Total
Light Fund	8,622	19	158	305	919	1,090	269	921	12,302
Total:	8,622	19	158	305	919	1,090	269	921	12,302

O&M Impacts: NA

¹Funds are appropriated through the Adopted Budget at the Budget Summary Level. All Amounts shown above are in thousands of dollars

RCOS Power Plant Controller Replacement

Project No:	MC-CL-YD9948	BSL Code:	BC-CL-Y
Project Type:	Discrete	BSL Name:	Transmission and Distribution - CIP
Project Category:	New Investment	Location:	System Wide
Current Project Stage:	Stage 5 - Execution (IT Only)	Council District:	Multiple
Start/End Date:	2020 - 2022	Neighborhood District:	Not in a Neighborhood District
Total Project Cost:	\$4,560	Urban Village:	Not in an Urban Village

This project replaces the existing end of life Operational Technology (OT) computer system that provides generating unit supervisory control and data acquisition (SCADA) at each of 9 City Light power plants in conjunction with the City Light System Operations Center (SOC) for customer load and power market operation.

Resources	LTD Actuals	2021 Revised	2022	2023	2024	2025	2026	2027	Total
City Light Fund Revenues	995	3,565	-	-	-	-	-	-	4,560
Total:	995	3,565	-	-	-	-	-	-	4,560
Fund Appropriations / Allocations ¹	LTD Actuals	2021 Revised	2022	2023	2024	2025	2026	2027	Total
Light Fund	995	3,565	-	-	-	-	-	-	4,560
Total:	995	3,565	-	-	-	-	-	-	4,560

O&M Impacts: NA

¹Funds are appropriated through the Adopted Budget at the Budget Summary Level. All Amounts shown above are in thousands of dollars

Relaying Improvements

Project No:	MC-CL-YS7753	BSL Code:	BC-CL-Y
Project Type:	Ongoing	BSL Name:	Transmission and Distribution - CIP
Project Category:	Rehabilitation or Restoration	Location:	System wide
Current Project Stage:	N/A	Council District:	Citywide
Start/End Date:	N/A	Neighborhood District:	Not in a Neighborhood District
Total Project Cost:	N/A	Urban Village:	Not in an Urban Village

This ongoing project replaces protective relays, to ensure system reliability by protecting the rest of the distribution system from potentially cascading effects if one part fails to operate properly. It upgrades relay technology, allowing remote control and documentation of system events, which enhances the detection and management of equipment problems.

Resources	LTD Actuals	2021 Revised	2022	2023	2024	2025	2026	2027	Total
City Light Fund Revenues	49,908	4,711	5,105	5,531	5,616	5,372	5,283	6,588	88,115
Total:	49,908	4,711	5,105	5,531	5,616	5,372	5,283	6,588	88,115
Fund Appropriations / Allocations ¹	LTD Actuals	2021 Revised	2022	2023	2024	2025	2026	2027	Total
Light Fund	49,908	4,711	5,105	5,531	5,616	5,372	5,283	6,588	88,115
Total:	49,908	4,711	5,105	5,531	5,616	5,372	5,283	6,588	88,115

O&M Impacts: NA

¹Funds are appropriated through the Adopted Budget at the Budget Summary Level. All Amounts shown above are in thousands of dollars

Replace Breakers BPA Covington and Maple Valley Substations

Project No:	MC-CL-YS7121	BSL Code:	BC-CL-Y
Project Type:	Ongoing	BSL Name:	Transmission and Distribution - CIP
Project Category:	Rehabilitation or Restoration	Location:	Kent
Current Project Stage:	N/A	Council District:	TBD
Start/End Date:	N/A	Neighborhood District:	Not in a Neighborhood District
Total Project Cost:	N/A	Urban Village:	Not in an Urban Village

This ongoing project meets the terms of City Light's interconnection agreement with Bonneville Power Administration (BPA) by upgrading breaker capacity in two substations that are owned by BPA, but where City Light is responsible for the breakers.

Resources	LTD Actuals	2021 Revised	2022	2023	2024	2025	2026	2027	Total
City Light Fund Revenues	546	44	11	12	12	12	11	-	648
Total:	546	44	11	12	12	12	11	-	648
Fund Appropriations / Allocations ¹	LTD Actuals	2021 Revised	2022	2023	2024	2025	2026	2027	Total
Light Fund	546	44	11	12	12	12	11	-	648
Total:	546	44	11	12	12	12	11	-	648

O&M Impacts: NA

¹Funds are appropriated through the Adopted Budget at the Budget Summary Level. All Amounts shown above are in thousands of dollars

Ross - Exciters 41-44

Project No:	MC-CL-XS6564	BSL Code:	BC-CL-X
Project Type:	Discrete	BSL Name:	Power Supply - CIP
Project Category:	Rehabilitation or Restoration	Location:	Ross Powehouse
Current Project Stage:	Stage 2 - Initiation, Project Definition, & Planning	Council District:	Outside City of Seattle
Start/End Date:	2018 - 2026	Neighborhood District:	Outside City of Seattle
Total Project Cost:	\$4,064	Urban Village:	Outside City of Seattle

This project replaces the excitation systems for the four Ross generating units.

Resources	LTD Actuals	2021 Revised	2022	2023	2024	2025	2026	2027	Total
City Light Fund Revenues	5	341	756	1,666	1,163	133	-	-	4,064
Total:	5	341	756	1,666	1,163	133	-	-	4,064
Fund Appropriations / Allocations¹	LTD Actuals	2021 Revised	2022	2023	2024	2025	2026	2027	Total
Light Fund	5	341	756	1,666	1,163	133	-	-	4,064
Total:	5	341	756	1,666	1,163	133	-	-	4,064

O&M Impacts: NA

¹Funds are appropriated through the Adopted Budget at the Budget Summary Level. All Amounts shown above are in thousands of dollars

Ross - Governors

Project No:	MC-CL-XS6562	BSL Code:	BC-CL-X
Project Type:	Discrete	BSL Name:	Power Supply - CIP
Project Category:	Rehabilitation or Restoration	Location:	Ross Powehouse
Current Project Stage:	Stage 5 - Construction	Council District:	Outside City of Seattle
Start/End Date:	2015 - 2022	Neighborhood District:	Outside City of Seattle
Total Project Cost:	\$5,688	Urban Village:	Outside City of Seattle

This project replaces governor controls on all four of the Ross Powerhouse generating units.

Resources	LTD Actuals	2021 Revised	2022	2023	2024	2025	2026	2027	Total
City Light Fund Revenues	3,625	1,968	95	-	-	-	-	-	5,688
Total:	3,625	1,968	95	-	-	-	-	-	5,688
Fund Appropriations / Allocations ¹	LTD Actuals	2021 Revised	2022	2023	2024	2025	2026	2027	Total
Light Fund	3,625	1,968	95	-	-	-	-	-	5,688
Total:	3,625	1,968	95	-	-	-	-	-	5,688

O&M Impacts: NA

Ross Dam - AC/DC Distribution System Upgrade

Project No:	MC-CL-XS6373	BSL Code:	BC-CL-X
Project Type:	Discrete	BSL Name:	Power Supply - CIP
Project Category:	Rehabilitation or Restoration	Location:	Milepost 128 State Highway 20
Current Project Stage:	Stage 3 - Design	Council District:	Outside City of Seattle
Start/End Date:	2005 - 2028	Neighborhood District:	Not in a Neighborhood District
Total Project Cost:	\$17,164	Urban Village:	Not in an Urban Village

This project upgrades aging AC electrical distribution system at Ross Dam with a new electrical distribution system. It installs conduit, ducting, distribution panels and wire. It improves the 4 kV system, improves lighting, and provides improvements on top of the dam including a center substation room, emergency generator, valve houses, and a 130-volt battery bank. New conduit and conductors improve reliability of spillgate operations and other dam operations requiring electric power. New electrical equipment, new lighting, and the addition of emergency lighting allow staff greater operational flexibility, safety, and efficiency.

Resources	LTD Actuals	2021 Revised	2022	2023	2024	2025	2026	2027	Total
City Light Fund Revenues	4,178	1,311	776	1,595	1,754	1,747	1,747	4,056	17,164
Total:	4,178	1,311	776	1,595	1,754	1,747	1,747	4,056	17,164
Fund Appropriations / Allocations ¹	LTD Actuals	2021 Revised	2022	2023	2024	2025	2026	2027	Total
Light Fund	4,178	1,311	776	1,595	1,754	1,747	1,747	4,056	17,164
Total:	4,178	1,311	776	1,595	1,754	1,747	1,747	4,056	17,164

O&M Impacts: NA

Safety Modifications

Project No:	MC-CL-XF9006	BSL Code:	BC-CL-X
Project Type:	Ongoing	BSL Name:	Power Supply - CIP
Project Category:	Rehabilitation or Restoration	Location:	Citywide
Current Project Stage:	N/A	Council District:	Citywide
Start/End Date:	N/A	Neighborhood District:	Not in a Neighborhood District
Total Project Cost:	N/A	Urban Village:	Not in an Urban Village

This ongoing project provides facility modifications and equipment to address imminent and critical safety needs. The project includes physical upgrades and revisions to systems, equipment, properties, and facilities, as needed to comply with safety regulations and best practices for a safe, efficient, and secure work environment.

Resources	LTD Actuals	2021 Revised	2022	2023	2024	2025	2026	2027	Total
City Light Fund Revenues	4,927	3,456	1,701	701	701	701	713	893	13,793
Total:	4,927	3,456	1,701	701	701	701	713	893	13,793
Fund Appropriations / Allocations ¹	LTD Actuals	2021 Revised	2022	2023	2024	2025	2026	2027	Total
Light Fund	4,927	3,456	1,701	701	701	701	713	893	13,793
Total:	4,927	3,456	1,701	701	701	701	713	893	13,793

O&M Impacts: NA

Seattle Waterfront Streetlight Installation

Project No:	MC-CL-ZL8481	BSL Code:	BC-CL-Z
Project Type:	Discrete	BSL Name:	Customer Focused - CIP
Project Category:	Rehabilitation or Restoration	Location:	1312 Western AVE
Current Project Stage:	Stage 5 - Construction	Council District:	Council District 7
Start/End Date:	2017 - 2022	Neighborhood District:	Not in a Neighborhood District
Total Project Cost:	\$13,204	Urban Village:	Not in an Urban Village

This project funds new streetlights in the Seattle Waterfront area. The redevelopment of the Seattle Waterfront follows the Alaskan Way Viaduct replacement and is led by the Office of the Waterfront.

Resources	LTD Actuals	2021 Revised	2022	2023	2024	2025	2026	2027	Total
City Light Fund Revenues	1,681	5,139	6,385	-	-	-	-	-	13,204
Total:	1,681	5,139	6,385	-	-	-	-	-	13,204
Fund Appropriations / Allocations ¹	LTD Actuals	2021 Revised	2022	2023	2024	2025	2026	2027	Total
Light Fund	1,681	5,139	6,385	-	-	-	-	-	13,204
Total:	1,681	5,139	6,385	-	-	-	-	-	13,204

O&M Impacts: NA

¹Funds are appropriated through the Adopted Budget at the Budget Summary Level. All Amounts shown above are in thousands of dollars

Security Improvements

Project No:	MC-CL-YD9202	BSL Code:	BC-CL-Y
Project Type:	Ongoing	BSL Name:	Transmission and Distribution - CIP
Project Category:	New Facility	Location:	System wide
Current Project Stage:	N/A	Council District:	Citywide
Start/End Date:	N/A	Neighborhood District:	Not in a Neighborhood District
Total Project Cost:	N/A	Urban Village:	Not in an Urban Village

This ongoing project plans, designs and implements projects, improving the physical security of City Light critical facilities, in order to mitigate unauthorized access and criminal activities that could cause significant system damage, power outages, and other related disruptions to the electrical system. The project reduces the risk of sabotage, vandalism, theft, and terrorism that can result in the loss of valuable infrastructure for generation and distribution of power. The project also reduces risk of noncompliance with North American Reliability Council (NERC) 1200 Standards to improve security at critical facilities that house command and control systems. It enhances reliability of the power system, reduces the risk of lost revenues, and reduces the jeopardy to public safety and emergency response due to loss of lifeline services such as medical services, water and wastewater systems, communications, law enforcement, banking, transportation system, etc.

Resources	LTD Actuals	2021 Revised	2022	2023	2024	2025	2026	2027	Total
City Light Fund Revenues	30,169	8,352	2,326	1,414	1,406	1,406	2,003	2,575	49,652
Total:	30,169	8,352	2,326	1,414	1,406	1,406	2,003	2,575	49,652
Fund Appropriations / Allocations ¹	LTD Actuals	2021 Revised	2022	2023	2024	2025	2026	2027	Total
Light Fund	30,169	8,352	2,326	1,414	1,406	1,406	2,003	2,575	49,652
Total:	30,169	8,352	2,326	1,414	1,406	1,406	2,003	2,575	49,652

O&M Impacts: NA

Seismic Mitigation

Project No:	MC-CL-XF9134	BSL Code:	BC-CL-X
Project Type:	Ongoing	BSL Name:	Power Supply - CIP
Project Category:	Rehabilitation or Restoration	Location:	Outside City of Seattle
Current Project Stage:	N/A	Council District:	Outside City of Seattle
Start/End Date:	N/A	Neighborhood District:	Not in a Neighborhood District
Total Project Cost:	N/A	Urban Village:	Not in an Urban Village

This ongoing project funds structural upgrades to buildings. This project is for miscellaneous, unidentified seismic issues other than the Georgetown Steam Plant, Service Centers and Substations, which are funded through other projects. The project protects City Light's assets, employees, customers, visitors, equipment, and materials.

Resources	LTD Actuals	2021 Revised	2022	2023	2024	2025	2026	2027	Total
City Light Fund Revenues	7,234	4,747	-	1,002	902	862	900	1,141	16,787
Total:	7,234	4,747	-	1,002	902	862	900	1,141	16,787
Fund Appropriations / Allocations ¹	LTD Actuals	2021 Revised	2022	2023	2024	2025	2026	2027	Total
Light Fund	7,234	4,747	-	1,002	902	862	900	1,141	16,787
Total:	7,234	4,747	-	1,002	902	862	900	1,141	16,787

O&M Impacts: NA

Service Center Facility Improvements

Project No:	MC-CL-XF9107	BSL Code:	BC-CL-X
Project Type:	Ongoing	BSL Name:	Power Supply - CIP
Project Category:	Rehabilitation or Restoration	Location:	Outside City of Seattle
Current Project Stage:	N/A	Council District:	Outside City of Seattle
Start/End Date:	N/A	Neighborhood District:	Not in a Neighborhood District
Total Project Cost:	N/A	Urban Village:	Not in an Urban Village

This ongoing project funds the purchase of light-duty and heavy-duty mobile equipment fleet vehicles. This includes replacement of specialized fleet vehicles for electric utility use, as well as enhancements and additions of green alternatives such as electric powered vehicles.

Resources	LTD Actuals	2021 Revised	2022	2023	2024	2025	2026	2027	Total
City Light Fund Revenues	14,173	2,269	5,686	100	200	200	205	257	23,090
Total:	14,173	2,269	5,686	100	200	200	205	257	23,090
Fund Appropriations / Allocations ¹	LTD Actuals	2021 Revised	2022	2023	2024	2025	2026	2027	Total
Light Fund	14,173	2,269	5,686	100	200	200	205	257	23,090
Total:	14,173	2,269	5,686	100	200	200	205	257	23,090

O&M Impacts: NA

¹Funds are appropriated through the Adopted Budget at the Budget Summary Level. All Amounts shown above are in thousands of dollars

Skagit - Babcock Creek Crossing

Project No:	MC-CL-XS6514	BSL Code:	BC-CL-X
Project Type:	Discrete	BSL Name:	Power Supply - CIP
Project Category:	Rehabilitation or Restoration	Location:	Newhalem Creek Rd, Marblemount, WA 98267
Current Project Stage:	Stage 3 - Design	Council District:	Outside City of Seattle
Start/End Date:	2015 - 2028	Neighborhood District:	Outside City of Seattle
Total Project Cost:	\$935	Urban Village:	Outside City of Seattle

This project provides a permanent and more stable crossing across Babcock Creek, near Newhalem. The road to Babcock Creek provides access to a critical communication tower and currently only has a temporary bridge crossing it. The permanent crossing will be either a bridge or vented ford.

Resources	LTD Actuals	2021 Revised	2022	2023	2024	2025	2026	2027	Total
City Light Fund Revenues	263	1	-	-	-	-	114	558	935
Total:	263	1	-	-	-	-	114	558	935
Fund Appropriations / Allocations ¹	LTD Actuals	2021 Revised	2022	2023	2024	2025	2026	2027	Total
Light Fund	263	1	-	-	-	-	114	558	935
Total:	263	1	-	-	-	-	114	558	935

O&M Impacts: NA

¹Funds are appropriated through the Adopted Budget at the Budget Summary Level. All Amounts shown above are in thousands of dollars

Skagit - Boat Facility Improvements

Project No:	MC-CL-XS6540	BSL Code:	BC-CL-X
Project Type:	Ongoing	BSL Name:	Power Supply - CIP
Project Category:	Rehabilitation or Restoration	Location:	Newhalem Creek Rd, Marblemount, WA 98267
Current Project Stage:	N/A	Council District:	Outside City of Seattle
Start/End Date:	N/A	Neighborhood District:	Outside City of Seattle
Total Project Cost:	N/A	Urban Village:	Outside City of Seattle

This project provides design and construction of several new structures to support industrial and recreational boat operations on our Skagit reservoirs. Structures include a new tour dock, new dry dock, additions to the existing boat houses and a new barge landing in Diablo. The project provides improved visitor access for the Skagit Boat Tour, safer boat fueling facilities, reduced impact of snowfall on boats, consolidated barge landings, and improved dry docks.

Resources	LTD Actuals	2021 Revised	2022	2023	2024	2025	2026	2027	Total
City Light Fund Revenues	3,451	981	290	-	-	567	-	-	5,290
Total:	3,451	981	290	-	-	567	-	-	5,290

Fund Appropriations / Allocations ¹	LTD Actuals	2021 Revised	2022	2023	2024	2025	2026	2027	Total
Light Fund	3,451	981	290	-	-	567	-	-	5,290
Total:	3,451	981	290	-	-	567	-	-	5,290

O&M Impacts: NA

Skagit - DC Battery System

Project No:	MC-CL-XS6583	BSL Code:	BC-CL-X
Project Type:	Ongoing	BSL Name:	Power Supply - CIP
Project Category:	Rehabilitation or Restoration	Location:	System Wide
Current Project Stage:	N/A	Council District:	Outside City of Seattle
Start/End Date:	N/A	Neighborhood District:	Not in a Neighborhood District
Total Project Cost:	N/A	Urban Village:	Not in an Urban Village

This project replaces the existing DC battery banks at the Skagit project.

Resources	LTD Actuals	2021 Revised	2022	2023	2024	2025	2026	2027	Total
City Light Fund Revenues	3,141	951	39	59	416	727	684	-	6,018
Total:	3,141	951	39	59	416	727	684	-	6,018
Fund Appropriations / Allocations ¹	LTD Actuals	2021 Revised	2022	2023	2024	2025	2026	2027	Total
Light Fund	3,141	951	39	59	416	727	684	-	6,018
Total:	3,141	951	39	59	416	727	684	-	6,018

O&M Impacts: NA

¹Funds are appropriated through the Adopted Budget at the Budget Summary Level. All Amounts shown above are in thousands of dollars

Skagit - Relicensing

Project No:	MC-CL-XS6986	BSL Code:	BC-CL-X
Project Type:	Ongoing	BSL Name:	Power Supply - CIP
Project Category:	New Investment	Location:	Newhalem Creek Rd, Marblemount, WA 98267
Current Project Stage:	N/A	Council District:	Outside City of Seattle
Start/End Date:	N/A	Neighborhood District:	Outside City of Seattle
Total Project Cost:	N/A	Urban Village:	Outside City of Seattle

This ongoing project provides support of the relicensing activities for the Skagit River Hydroelectric Project including support of staff, environmental studies, documentation, and consultation needed to submit an application to relicense the project. Relicensing work will begin in 2019. The current Federal Energy Regulatory Commission (FERC) license for the Skagit Project expires in 2025, and the license application is due for submission to FERC in May 2023.

Resources	LTD Actuals	2021 Revised	2022	2023	2024	2025	2026	2027	Total
City Light Fund Revenues	12,490	15,264	41,522	7,350	4,505	4,425	1,072	-	86,626
Total:	12,490	15,264	41,522	7,350	4,505	4,425	1,072	-	86,626
Fund Appropriations / Allocations ¹	LTD Actuals	2021 Revised	2022	2023	2024	2025	2026	2027	Total
Light Fund	12,490	15,264	41,522	7,350	4,505	4,425	1,072	-	86,626
Total:	12,490	15,264	41,522	7,350	4,505	4,425	1,072	-	86,626

O&M Impacts: NA

Skagit - Sewer System Rehabilitation

Project No:	MC-CL-XS6232	BSL Code:	BC-CL-X
Project Type:	Discrete	BSL Name:	Power Supply - CIP
Project Category:	Rehabilitation or Restoration	Location:	Milepost 126 State Highway 20
Current Project Stage:	Stage 5 - Construction	Council District:	Outside City of Seattle
Start/End Date:	2015 - 2023	Neighborhood District:	Not in a Neighborhood District
Total Project Cost:	\$5,685	Urban Village:	Not in an Urban Village

This project funds the replacement or repairs of numerous sewer pipe breaks, leaks, and sags in the combined Skagit River sewer/drainage collection system, located at the Diablo Dam site and also provides major renovations to the aging Newhalem wastewater treatment plant. This project eliminates potential overloads in the sewage treatment plant that can cause pollution of the Skagit River and surrounding soil contamination.

Resources	LTD Actuals	2021 Revised	2022	2023	2024	2025	2026	2027	Total
City Light Fund Revenues	4,979	-	161	544	-	-	-	-	5,685
Total:	4,979	-	161	544	-	-	-	-	5,685
Fund Appropriations / Allocations ¹	LTD Actuals	2021 Revised	2022	2023	2024	2025	2026	2027	Total
Light Fund	4,979	-	161	544	-	-	-	-	5,685
Total:	4,979	-	161	544	-	-	-	-	5,685

O&M Impacts: NA

¹Funds are appropriated through the Adopted Budget at the Budget Summary Level. All Amounts shown above are in thousands of dollars

Skagit Facilities Plan

Project No:	MC-CL-XS6520	BSL Code:	BC-CL-X
Project Type:	Ongoing	BSL Name:	Power Supply - CIP
Project Category:	Rehabilitation or Restoration	Location:	Newhalem Creek Rd, Marblemount, WA 98267
Current Project Stage:	N/A	Council District:	Outside City of Seattle
Start/End Date:	2010 - 2021	Neighborhood District:	Outside City of Seattle
Total Project Cost:	N/A	Urban Village:	Outside City of Seattle

This project implements a comprehensive facility plan to optimize buildings and structures at two Skagit town sites. The project preserves essential facilities that support SCL's power production needs, and retains important civic, cultural, and historic features in keeping with the historic preservation requirements of the Skagit FERC Licensing agreement. The project will reduce operational costs by dismantling and removing surplus facilities that require significant on-going maintenance.

Resources	LTD Actuals	2021 Revised	2022	2023	2024	2025	2026	2027	Total
City Light Fund Revenues	4,435	1,062	817	600	-	-	-	-	6,915
Total:	4,435	1,062	817	600	-	-	-	-	6,915
Fund Appropriations / Allocations ¹	LTD Actuals	2021 Revised	2022	2023	2024	2025	2026	2027	Total
Light Fund	4,435	1,062	817	600	-	-	-	-	6,915
Total:	4,435	1,062	817	600	-	-	-	-	6,915

O&M Impacts: NA

¹Funds are appropriated through the Adopted Budget at the Budget Summary Level. All Amounts shown above are in thousands of dollars

Skagit Facilities Plan Phase 2

Project No:	MC-CL-XS6521	BSL Code:	BC-CL-X
Project Type:	Ongoing	BSL Name:	Power Supply - CIP
Project Category:	Rehabilitation or Restoration	Location:	System Wide
Current Project Stage:	N/A	Council District:	Outside City of Seattle
Start/End Date:	2019 - 2026	Neighborhood District:	Not in a Neighborhood District
Total Project Cost:	N/A	Urban Village:	Not in an Urban Village

This project upgrades and replaces several facilities that support power generation at the Skagit including a new security office, employee housing, upgraded maintenance shops and emergency facilities.

Resources	LTD Actuals	2021 Revised	2022	2023	2024	2025	2026	2027	Total
City Light Fund Revenues	43	176	64	287	1,125	1,000	500	940	4,135
Total:	43	176	64	287	1,125	1,000	500	940	4,135
Fund Appropriations / Allocations ¹	LTD Actuals	2021 Revised	2022	2023	2024	2025	2026	2027	Total
Light Fund	43	176	64	287	1,125	1,000	500	940	4,135
Total:	43	176	64	287	1,125	1,000	500	940	4,135

O&M Impacts: NA

Skagit Facility - Minor Improvements Program

Project No:	MC-CL-XS6405	BSL Code:	BC-CL-X
Project Type:	Ongoing	BSL Name:	Power Supply - CIP
Project Category:	Rehabilitation or Restoration	Location:	500 Newhalem Creek Rd, Marblemount, WA 98267
Current Project Stage:	N/A	Council District:	Outside City of Seattle
Start/End Date:	N/A	Neighborhood District:	Not in a Neighborhood District
Total Project Cost:	N/A	Urban Village:	Not in an Urban Village

This ongoing project funds emergent capital projects related to all Skagit Facilities, which are by definition, unforeseeable, unscheduled, unpredictable, and occur on a first-come, first serve basis. In addition, it funds scheduled, small capital projects that have cost estimates less than \$25,000.

Resources	LTD Actuals	2021 Revised	2022	2023	2024	2025	2026	2027	Total
City Light Fund Revenues	35,220	5,472	2,468	6,593	8,920	5,822	3,531	6,901	74,928
Total:	35,220	5,472	2,468	6,593	8,920	5,822	3,531	6,901	74,928
Fund Appropriations / Allocations ¹	LTD Actuals	2021 Revised	2022	2023	2024	2025	2026	2027	Total
Light Fund	35,220	5,472	2,468	6,593	8,920	5,822	3,531	6,901	74,928
Total:	35,220	5,472	2,468	6,593	8,920	5,822	3,531	6,901	74,928

O&M Impacts: NA

¹Funds are appropriated through the Adopted Budget at the Budget Summary Level. All Amounts shown above are in thousands of dollars

Skagit Facility Conservation

Project No:	MC-CL-XS6515	BSL Code:	BC-CL-X
Project Type:	Ongoing	BSL Name:	Power Supply - CIP
Project Category:	Rehabilitation or Restoration	Location:	Newhalem Creek Rd, Marblemount WA 98267
Current Project Stage:	N/A	Council District:	Outside City of Seattle
Start/End Date:	N/A	Neighborhood District:	Outside City of Seattle
Total Project Cost:	N/A	Urban Village:	Not in an Urban Village

This project provides funding for structural improvements to existing facilities at Skagit, both residential and commercial. It replaces lights, windows, and HVAC systems, insulates buildings, and performs related work. The project dramatically reduces the amount of energy expended to keep structures warm or cool depending upon the season.

Resources	LTD Actuals	2021 Revised	2022	2023	2024	2025	2026	2027	Total
City Light Fund Revenues	697	530	484	52	1,866	305	2	-	3,936
Total:	697	530	484	52	1,866	305	2	-	3,936

Fund Appropriations / Allocations ¹	LTD Actuals	2021 Revised	2022	2023	2024	2025	2026	2027	Total
Light Fund	697	530	484	52	1,866	305	2	-	3,936
Total:	697	530	484	52	1,866	305	2	-	3,936

O&M Impacts: NA

Skagit License 1995

Project No:	MC-CL-WC3125	BSL Code:	BC-CL-W
Project Type:	Ongoing	BSL Name:	Conservation & Environmental - CIP
Project Category:	Improved Facility	Location:	
Current Project Stage:	N/A	Council District:	Outside City of Seattle
Start/End Date:	N/A	Neighborhood District:	Outside City of Seattle
Total Project Cost:	N/A	Urban Village:	Outside City of Seattle

This project funds the License Settlement Agreement for the 1995 Skagit License including activities such as fisheries, wildlife, North Cascades Environmental Learning Center, Recreation, Skagit ROW Veg Mgmt., Erosion, Plant Propagation, Historic Properties, Archaeological MOAs, Powerhouse NPDES, Aesthetics Agreement and Visual Quality, and Salmon Studies.

Resources	LTD Actuals	2021 Revised	2022	2023	2024	2025	2026	2027	Total
City Light Fund Revenues	-	-	2,563	2,627	2,755	2,949	3,212	3,548	17,655
Total:	-	-	2,563	2,627	2,755	2,949	3,212	3,548	17,655
Fund Appropriations / Allocations ¹	LTD Actuals	2021 Revised	2022	2023	2024	2025	2026	2027	Total
Light Fund	-	-	2,563	2,627	2,755	2,949	3,212	3,548	17,655
Total:	-	-	2,563	2,627	2,755	2,949	3,212	3,548	17,655

O&M Impacts:

Skagit Licensing Mitigation

Project No:	MC-CL-XS6991	BSL Code:	BC-CL-X
Project Type:	Ongoing	BSL Name:	Power Supply - CIP
Project Category:	Rehabilitation or Restoration	Location:	500 Newhalem Creek Rd
Current Project Stage:	N/A	Council District:	Outside City of Seattle
Start/End Date:	N/A	Neighborhood District:	Not in a Neighborhood District
Total Project Cost:	N/A	Urban Village:	Not in an Urban Village

This ongoing project enhances and protects wildlife habitat on utility owned land in the Upper Skagit River and South Fork Nooksack River valleys to meet the obligations outlined in City Light's 1995 Skagit license. It includes land acquisition, restoration, and management.

Resources	LTD Actuals	2021 Revised	2022	2023	2024	2025	2026	2027	Total
City Light Fund Revenues	4,141	522	82	84	131	64	62	59	5,145
Total:	4,141	522	82	84	131	64	62	59	5,145
Fund Appropriations / Allocations ¹	LTD Actuals	2021 Revised	2022	2023	2024	2025	2026	2027	Total
Light Fund	4,141	522	82	84	131	64	62	59	5,145
Total:	4,141	522	82	84	131	64	62	59	5,145

O&M Impacts: NA

¹Funds are appropriated through the Adopted Budget at the Budget Summary Level. All Amounts shown above are in thousands of dollars

Skagit Powerhouses - Install Protection Relays

Project No:	MC-CL-XS6415	BSL Code:	BC-CL-X
Project Type:	Ongoing	BSL Name:	Power Supply - CIP
Project Category:	Rehabilitation or Restoration	Location:	500 Newhalem Creek Rd, Marblemount, WA 98267
Current Project Stage:	N/A	Council District:	Outside City of Seattle
Start/End Date:	N/A	Neighborhood District:	Not in a Neighborhood District
Total Project Cost:	N/A	Urban Village:	Not in an Urban Village

This project enhances generating reliability by adding protective relays to generating systems at the Ross, Diablo, and Gorge plants, whose generator protective relays do not meet present IEEE Standards. The project funds the addition of microprocessor relays to the existing system, certain auxiliary protective equipment, and modifies the design of the existing protection system to upgrade functionality. This will limit the potential for damage when surges and faults occur in transmission lines due to lightning strikes, load rejections, and other unexpected events.

Resources	LTD Actuals	2021 Revised	2022	2023	2024	2025	2026	2027	Total
City Light Fund Revenues	8,665	106	107	-	455	1,426	1,052	-	11,810
Total:	8,665	106	107	-	455	1,426	1,052	-	11,810
Fund Appropriations / Allocations ¹	LTD Actuals	2021 Revised	2022	2023	2024	2025	2026	2027	Total
Light Fund	8,665	106	107	-	455	1,426	1,052	-	11,810
Total:	8,665	106	107	-	455	1,426	1,052	-	11,810

O&M Impacts: NA

Small Overhead and Underground Services

Project No:	MC-CL-ZS8367	BSL Code:	BC-CL-Z
Project Type:	Ongoing	BSL Name:	Customer Focused - CIP
Project Category:	New Facility	Location:	System wide
Current Project Stage:	N/A	Council District:	Citywide
Start/End Date:	N/A	Neighborhood District:	Not in a Neighborhood District
Total Project Cost:	N/A	Urban Village:	Not in an Urban Village

This ongoing project provides engineering and installation of radial electric power service connections with small size power requirements of less than 50 KVA and 26 kV. The cost of some of this work is generally reimbursed by the requesting customer.

Resources	LTD Actuals	2021 Revised	2022	2023	2024	2025	2026	2027	Total
City Light Fund Revenues	86,029	5,729	6,020	6,101	6,183	6,266	6,351	6,438	129,117
Total:	86,029	5,729	6,020	6,101	6,183	6,266	6,351	6,438	129,117
Fund Appropriations / Allocations ¹	LTD Actuals	2021 Revised	2022	2023	2024	2025	2026	2027	Total
Light Fund	86,029	5,729	6,020	6,101	6,183	6,266	6,351	6,438	129,117
Total:	86,029	5,729	6,020	6,101	6,183	6,266	6,351	6,438	129,117

O&M Impacts: NA

¹Funds are appropriated through the Adopted Budget at the Budget Summary Level. All Amounts shown above are in thousands of dollars

SMT AutoLab

Project No:	MC-CL-XP6600	BSL Code:	BC-CL-X
Project Type:	Discrete	BSL Name:	Power Supply - CIP
Project Category:	Improved Facility	Location:	System Wide
Current Project Stage:	Stage 1 - Pre-Project Development	Council District:	Outside City of Seattle
Start/End Date:	2019 - 2022	Neighborhood District:	Outside City of Seattle
Total Project Cost:	\$114	Urban Village:	Not in an Urban Village

This project provides expansion of the AutoLab in the Seattle Municipal Tower to what is now the Central Files Room. The extra space will be used as an equipment lab for Power Production electrical engineers to conduct necessary testing of cyber security, remote monitoring and automation equipment in a simulation environment. The testing will be conducted prior to installing and activating the equipment at our generation sites. This project also provides required HVAC upgrades as well as the installation of equipment racks, wire ways, and access security.

Resources	LTD Actuals	2021 Revised	2022	2023	2024	2025	2026	2027	Total
City Light Fund Revenues	-	-	114	-	-	-	-	-	114
Total:	-	-	114	-	-	-	-	-	114
Fund Appropriations / Allocations ¹	LTD Actuals	2021 Revised	2022	2023	2024	2025	2026	2027	Total
Light Fund	-	-	114	-	-	-	-	-	114
Total:	-	-	114	-	-	-	-	-	114

O&M Impacts: NA

Solar Microgrid for Resilience

Project No:	MC-CL-XF9238	BSL Code:	BC-CL-X
Project Type:	Discrete	BSL Name:	Power Supply - CIP
Project Category:	New Investment	Location:	TBD
Current Project Stage:	Stage 6 - Closeout	Council District:	TBD
Start/End Date:	2016 - 2022	Neighborhood District:	Not in a Neighborhood District
Total Project Cost:	\$5,148	Urban Village:	Not in an Urban Village

This project provides construction of an islandable microgrid located at a City of Seattle designated emergency shelter such as a community center, where a solar photovoltaic (PV) system coupled with an appropriately-sized battery energy storage system will be installed. The project provides backup power to support critical emergency facilities and services during extended power outages when electricity distribution facilities are down due to a catastrophic event, such as an earthquake, severe windstorm (or associated flooding), fire or landslide. The Washington State Dept. of Commerce will grant the utility approximately half of the funding to cover the costs for this project.

Resources	LTD Actuals	2021 Revised	2022	2023	2024	2025	2026	2027	Total
City Light Fund Revenues	2,070	3,078	-	-	-	-	-	-	5,148
Total:	2,070	3,078	-	-	-	-	-	-	5,148
Fund Appropriations / Allocations ¹	LTD Actuals	2021 Revised	2022	2023	2024	2025	2026	2027	Total
Light Fund	2,070	3,078	-	-	-	-	-	-	5,148
Total:	2,070	3,078	-	-	-	-	-	-	5,148

O&M Impacts: NA

Sound Transit - City Light System Upgrades

Project No:	MC-CL-ZT8475	BSL Code:	BC-CL-Z
Project Type:	Discrete	BSL Name:	Customer Focused - CIP
Project Category:	Improved Facility	Location:	City Wide
Current Project Stage:	Stage 3 - Design	Council District:	Multiple
Start/End Date:	2017 - 2021	Neighborhood District:	Multiple
Total Project Cost:	\$1,075	Urban Village:	Multiple

This project increases the capacity of City Light power distribution systems to serve increased power requirements projected for Sound Transit's Link system. Initial upgrades will be in the Capitol Hill Sound Transit Station area. Construction there may be underway in 2017. Other areas projected to need power distribution system upgrades include area between the International District Station and Lake Washington, the University of Washington Station area, areas in the Rainier valley, and some areas along the proposed Lynnwood Link line.

Resources	LTD Actuals	2021 Revised	2022	2023	2024	2025	2026	2027	Total
City Light Fund Revenues	92	984	-	-	-	-	-	-	1,075
Total:	92	984	-	-	-	-	-	-	1,075
Fund Appropriations / Allocations¹	LTD Actuals	2021 Revised	2022	2023	2024	2025	2026	2027	Total
Light Fund	92	984	-	-	-	-	-	-	1,075
Total:	92	984	-	-	-	-	-	-	1,075

O&M Impacts: NA

¹Funds are appropriated through the Adopted Budget at the Budget Summary Level. All Amounts shown above are in thousands of dollars

Sound Transit 3 - City Light

Project No:	MC-CL-ZT8467	BSL Code:	BC-CL-Z
Project Type:	Ongoing	BSL Name:	Customer Focused - CIP
Project Category:	New Facility	Location:	Citywide
Current Project Stage:	N/A	Council District:	Multiple
Start/End Date:	N/A	Neighborhood District:	Not in a Neighborhood District
Total Project Cost:	N/A	Urban Village:	Not in an Urban Village

This project provides the engineering and construction of relocated and/or new Seattle City Light facilities required for two new light rail lines and related transit facilities from downtown Seattle to Ballard and West Seattle, approved in November 2017 as part of the Sound Transit 3 initiative. City Light activities include engineering and construction of electric power feeder relocations and upgrades, power services for the planned light rail lines, and various other tasks. Sound Transit's plans will require City Light work through several future budget cycles.

Resources	LTD Actuals	2021 Revised	2022	2023	2024	2025	2026	2027	Total
City Light Fund Revenues	34	1,050	394	284	522	97	203	-	2,582
Total:	34	1,050	394	284	522	97	203	-	2,582
Fund Appropriations / Allocations ¹	LTD Actuals	2021 Revised	2022	2023	2024	2025	2026	2027	Total
Light Fund	34	1,050	394	284	522	97	203	-	2,582
Total:	34	1,050	394	284	522	97	203	-	2,582

O&M Impacts: NA

¹Funds are appropriated through the Adopted Budget at the Budget Summary Level. All Amounts shown above are in thousands of dollars

Sound Transit Light Rail East Link - City Light

Project No:	MC-CL-ZT8450	BSL Code:	BC-CL-Z
Project Type:	Discrete	BSL Name:	Customer Focused - CIP
Project Category:	New Facility	Location:	I-90
Current Project Stage:	Stage 6 - Closeout	Council District:	Outside City of Seattle
Start/End Date:	2011 - 2021	Neighborhood District:	Central
Total Project Cost:	\$2,169	Urban Village:	Not in an Urban Village

This project plans for and relocates City Light's electrical facilities, as required by state law, enabling Sound Transit's construction of the East LINK light rail line from Seattle's International District Station to the Bellevue Redmond area. The department also plans to work with Sound Transit on a memorandum of agreement regarding cost reimbursement for its work, which is expected to be 100% reimbursable in keeping with past work with Sound Transit.

Resources	LTD Actuals	2021 Revised	2022	2023	2024	2025	2026	2027	Total
City Light Fund Revenues	2,133	36	-	-	-	-	-	-	2,169
Total:	2,133	36	-	-	-	-	-	-	2,169
Fund Appropriations / Allocations ¹	LTD Actuals	2021 Revised	2022	2023	2024	2025	2026	2027	Total
Light Fund	2,133	36	-	-	-	-	-	-	2,169
Total:	2,133	36	-	-	-	-	-	-	2,169

O&M Impacts: NA

Sound Transit Lynnwood - City Light

Project No:	MC-CL-ZT8471	BSL Code:	BC-CL-Z
Project Type:	Discrete	BSL Name:	Customer Focused - CIP
Project Category:	Rehabilitation or Restoration	Location:	City Wide
Current Project Stage:	Stage 5 - Construction	Council District:	Outside City of Seattle
Start/End Date:	2015 - 2025	Neighborhood District:	Outside City of Seattle
Total Project Cost:	\$13,875	Urban Village:	Outside City of Seattle

This project supports Sound Transit's Lynnwood Link, which will extend from the Northgate Transit Center at 5th Ave NE & NE 100th Street to our service area boundary at NE 200th Street, near the I-5 Right of Way. This project will include 100 blocks of relocations, a significant fraction of which will convert lines from overhead to underground. The project will install two feeders for each of the light rail line's traction power stations and upgrade the radial system's capacity where needed to serve the new load. The low and medium power service connections for the line's stations will be handled through the existing service projects, ?business as usual.?

Resources	LTD Actuals	2021 Revised	2022	2023	2024	2025	2026	2027	Total
City Light Fund Revenues	6,909	3,498	2,794	670	-	3	-	-	13,875
Total:	6,909	3,498	2,794	670	-	3	-	-	13,875
Fund Appropriations / Allocations ¹	LTD Actuals	2021 Revised	2022	2023	2024	2025	2026	2027	Total
Light Fund	6,909	3,498	2,794	670	-	3	-	-	13,875
Total:	6,909	3,498	2,794	670	-	3	-	-	13,875

O&M Impacts: NA

¹Funds are appropriated through the Adopted Budget at the Budget Summary Level. All Amounts shown above are in thousands of dollars

Special Work Equipment - Generation Plant

Project No:	MC-CL-XP6102	BSL Code:	BC-CL-X
Project Type:	Ongoing	BSL Name:	Power Supply - CIP
Project Category:	Rehabilitation or Restoration	Location:	Outside City of Seattle
Current Project Stage:	N/A	Council District:	Outside City of Seattle
Start/End Date:	N/A	Neighborhood District:	Not in a Neighborhood District
Total Project Cost:	N/A	Urban Village:	Not in an Urban Village

This ongoing project funds the purchase of machinery and tools, and special work equipment to be used for operations activities at all the utility's generating sites, to ensure timely and efficient maintenance of generation facilities. Purchases are based on a five-year plan to ensure updates for technological improvements.

Resources	LTD Actuals	2021 Revised	2022	2023	2024	2025	2026	2027	Total
City Light Fund Revenues	9,151	1,061	922	-	-	-	-	-	11,134
Total:	9,151	1,061	922	-	-	-	-	-	11,134
Fund Appropriations / Allocations ¹	LTD Actuals	2021 Revised	2022	2023	2024	2025	2026	2027	Total
Light Fund	9,151	1,061	922	-	-	-	-	-	11,134
Total:	9,151	1,061	922	-	-	-	-	-	11,134

O&M Impacts: NA

Special Work Equipment - Other Plant

Project No:	MC-CL-YD9102	BSL Code:	BC-CL-Y
Project Type:	Ongoing	BSL Name:	Transmission and Distribution - CIP
Project Category:	Rehabilitation or Restoration	Location:	System wide
Current Project Stage:	N/A	Council District:	Citywide
Start/End Date:	N/A	Neighborhood District:	Not in a Neighborhood District
Total Project Cost:	N/A	Urban Village:	Not in an Urban Village

This ongoing project provides new tools and work equipment to replace old or broken tools for all individual City Light units, except those required at the generation plants or substations, which have their own capital projects for special work equipment. The project ensures that field crews and other employees can accomplish their work assignments. The project supports the Department's goals of safety, productivity and employee morale.

Resources	LTD Actuals	2021 Revised	2022	2023	2024	2025	2026	2027	Total
City Light Fund Revenues	10,955	794	794	793	794	795	796	822	16,544
Total:	10,955	794	794	793	794	795	796	822	16,544
Fund Appropriations / Allocations ¹	LTD Actuals	2021 Revised	2022	2023	2024	2025	2026	2027	Total
Light Fund	10,955	794	794	793	794	795	796	822	16,544
Total:	10,955	794	794	793	794	795	796	822	16,544

O&M Impacts: NA

¹Funds are appropriated through the Adopted Budget at the Budget Summary Level. All Amounts shown above are in thousands of dollars

Special Work Equipment - Shops

Project No:	MC-CL-XF8389	BSL Code:	BC-CL-X
Project Type:	Ongoing	BSL Name:	Power Supply - CIP
Project Category:	Rehabilitation or Restoration	Location:	System wide
Current Project Stage:	N/A	Council District:	Citywide
Start/End Date:	N/A	Neighborhood District:	Not in a Neighborhood District
Total Project Cost:	N/A	Urban Village:	Not in an Urban Village

This ongoing project provides new tools and work equipment to replace outdated equipment and testing software that is no longer supported. The project updates technical systems to current standards and provides the tools to ensure that City Light transformers are safe and will last up to and beyond the average life span for this equipment.

Resources	LTD Actuals	2021 Revised	2022	2023	2024	2025	2026	2027	Total
City Light Fund Revenues	1,784	577	292	316	325	334	341	342	4,311
Total:	1,784	577	292	316	325	334	341	342	4,311
Fund Appropriations / Allocations ¹	LTD Actuals	2021 Revised	2022	2023	2024	2025	2026	2027	Total
Light Fund	1,784	577	292	316	325	334	341	342	4,311
Total:	1,784	577	292	316	325	334	341	342	4,311

O&M Impacts: NA

ST Northlink - City Light

Project No:	MC-CL-ZT8427	BSL Code:	BC-CL-Z
Project Type:	Discrete	BSL Name:	Customer Focused - CIP
Project Category:	New Facility	Location:	University District /Roosevelt/Northgate
Current Project Stage:	Stage 6 - Closeout	Council District:	
Start/End Date:	2010 - 2021	Neighborhood District:	Northwest
Total Project Cost:	\$807	Urban Village:	Multiple

This project provides management and construction of SCL's utility relocations and feeder construction needed for Sound Transit to build the North Link light rail line to the proposed Sound Transit Northgate Station, from the University of Washington Station, as part of the design and construction agreements made between the City of Seattle and Sound Transit.

Resources	LTD Actuals	2021 Revised	2022	2023	2024	2025	2026	2027	Total
City Light Fund Revenues	753	54	-	-	-	-	-	-	807
Total:	753	54	-	-	-	-	-	-	807
Fund Appropriations / Allocations ¹	LTD Actuals	2021 Revised	2022	2023	2024	2025	2026	2027	Total
Light Fund	753	54	-	-	-	-	-	-	807
Total:	753	54	-	-	-	-	-	-	807

O&M Impacts: NA

State Route 520 Bridge Relocations

Project No:	MC-CL-ZT8435	BSL Code:	BC-CL-Z
Project Type:	Discrete	BSL Name:	Customer Focused - CIP
Project Category:	Rehabilitation or Restoration	Location:	SR 520 / Lake Washington
Current Project Stage:	Stage 5 - Construction	Council District:	Citywide
Start/End Date:	2017 - 2023	Neighborhood District:	Not in a Neighborhood District
Total Project Cost:	\$10,512	Urban Village:	Not in an Urban Village

This project provides relocation and installation of power service infrastructure, such as feeder extensions, to support WSDOT's replacement of the State Route 520 Bridge from Montlake to I-5. This project is projected to be fully reimbursable by WSDOT.

Resources	LTD Actuals	2021 Revised	2022	2023	2024	2025	2026	2027	Total
City Light Fund Revenues	680	288	7,478	2,067	-	-	-	-	10,512
Total:	680	288	7,478	2,067	-	-	-	-	10,512
Fund Appropriations / Allocations¹	LTD Actuals	2021 Revised	2022	2023	2024	2025	2026	2027	Total
Light Fund	680	288	7,478	2,067	-	-	-	-	10,512
Total:	680	288	7,478	2,067	-	-	-	-	10,512

O&M Impacts: NA

¹Funds are appropriated through the Adopted Budget at the Budget Summary Level. All Amounts shown above are in thousands of dollars

Stormwater Compliance

Project No:	MC-CL-YD9236	BSL Code:	BC-CL-Y
Project Type:	Ongoing	BSL Name:	Transmission and Distribution - CIP
Project Category:	Rehabilitation or Restoration	Location:	City Wide
Current Project Stage:	N/A	Council District:	
Start/End Date:	N/A	Neighborhood District:	Multiple
Total Project Cost:	N/A	Urban Village:	Multiple

This ongoing project funds the installation of lighted canopies and the associated drainage improvements that are necessary to bring City Light into compliance with the current rules and regulations. As a result of a City wide storm water audit and several surprise inspections from the Department of Ecology, it was discovered that there are several areas where measures are needed to bring City Light’s storm water protection program into compliance. Some of our facilities drain directly to Superfund sites and the successful implementation of a compliant storm water system not only reduces our liability in the short term, but it has a direct impact on the amount of funding we may be ordered to provide for the cleanup of current and future Superfund sites. Currently, City Light stores raw materials (gravel, cold mix, backfill material, vegetative matter), salvage material (wire, metal products, electronics, transformers, poles) and warehouse materials (timbers, unfinished metal, galvanized poles) outside, where product can leach into the drainage systems.

Resources	LTD Actuals	2021 Revised	2022	2023	2024	2025	2026	2027	Total
City Light Fund Revenues	402	609	-	-	-	-	-	-	1,011
Total:	402	609	-	-	-	-	-	-	1,011
Fund Appropriations / Allocations ¹	LTD Actuals	2021 Revised	2022	2023	2024	2025	2026	2027	Total
Light Fund	402	609	-	-	-	-	-	-	1,011
Total:	402	609	-	-	-	-	-	-	1,011

O&M Impacts: NA

Streetlight LED Conversion Program

Project No:	MC-CL-ZL8441	BSL Code:	BC-CL-Z
Project Type:	Ongoing	BSL Name:	Customer Focused - CIP
Project Category:	Rehabilitation or Restoration	Location:	Citywide
Current Project Stage:	N/A	Council District:	Multiple
Start/End Date:	N/A	Neighborhood District:	Multiple
Total Project Cost:	N/A	Urban Village:	Multiple

This ongoing project upgrades streetlights with LED fixtures, which will reduce annual energy consumption by 40% (for those lights replaced), provide Greenhouse Gas avoidance of 5,446 metric tons of carbon per year, and reduce maintenance cost of the Utility's streetlight system. With a total system conversion, it is estimated that annual operating costs will be reduced \$3.7 Million per year. The savings in energy and maintenance costs will pay for the initial investment within the life of the new system.

Resources	LTD Actuals	2021 Revised	2022	2023	2024	2025	2026	2027	Total
City Light Fund Revenues	41,979	5,122	2,983	1,951	2,006	3,317	6,163	3,000	66,520
Total:	41,979	5,122	2,983	1,951	2,006	3,317	6,163	3,000	66,520
Fund Appropriations / Allocations ¹	LTD Actuals	2021 Revised	2022	2023	2024	2025	2026	2027	Total
Light Fund	41,979	5,122	2,983	1,951	2,006	3,317	6,163	3,000	66,520
Total:	41,979	5,122	2,983	1,951	2,006	3,317	6,163	3,000	66,520

O&M Impacts: NA

Streetlights: Arterial, Residential and Floodlights

Project No:	MC-CL-ZL8378	BSL Code:	BC-CL-Z
Project Type:	Ongoing	BSL Name:	Customer Focused - CIP
Project Category:	Rehabilitation or Restoration	Location:	System wide
Current Project Stage:	N/A	Council District:	Citywide
Start/End Date:	N/A	Neighborhood District:	Not in a Neighborhood District
Total Project Cost:	N/A	Urban Village:	Not in an Urban Village

This ongoing project funds streetlights and floodlights requested by various taxing jurisdictions and other customers. Lights may be provided in public right of way and on private property, for either public or private benefit.

Resources	LTD Actuals	2021 Revised	2022	2023	2024	2025	2026	2027	Total
City Light Fund Revenues	41,922	3,016	4,334	2,967	2,658	3,209	4,559	8,648	71,313
Total:	41,922	3,016	4,334	2,967	2,658	3,209	4,559	8,648	71,313

Fund Appropriations / Allocations ¹	LTD Actuals	2021 Revised	2022	2023	2024	2025	2026	2027	Total
Light Fund	41,922	3,016	4,334	2,967	2,658	3,209	4,559	8,648	71,313
Total:	41,922	3,016	4,334	2,967	2,658	3,209	4,559	8,648	71,313

O&M Impacts: NA

Substation Automation

Project No:	MC-CL-YS8424	BSL Code:	BC-CL-Y
Project Type:	Ongoing	BSL Name:	Transmission and Distribution - CIP
Project Category:	Rehabilitation or Restoration	Location:	System wide
Current Project Stage:	N/A	Council District:	Citywide
Start/End Date:	N/A	Neighborhood District:	Not in a Neighborhood District
Total Project Cost:	N/A	Urban Village:	Not in an Urban Village

This ongoing project replaces and upgrades substation automation systems, including Remote Terminal Units (RTU) and annunciators, in each of City Light's fourteen substations, and upgrades equipment at two substations annually. The project reduces the likelihood and length of system outages due to failure as the current equipment is wearing out and cannot be replaced in kind because the equipment is no longer manufactured. The project also enhances energy efficiency, and reduces the probability of fines from appropriate governing bodies if loss of a substation, due to equipment failure, causes instability of the western interconnection grid and/or loss of load.

Resources	LTD Actuals	2021 Revised	2022	2023	2024	2025	2026	2027	Total
City Light Fund Revenues	9,672	1,260	1,275	1,311	1,332	1,353	1,487	1,581	19,272
Total:	9,672	1,260	1,275	1,311	1,332	1,353	1,487	1,581	19,272
Fund Appropriations / Allocations ¹	LTD Actuals	2021 Revised	2022	2023	2024	2025	2026	2027	Total
Light Fund	9,672	1,260	1,275	1,311	1,332	1,353	1,487	1,581	19,272
Total:	9,672	1,260	1,275	1,311	1,332	1,353	1,487	1,581	19,272

O&M Impacts: NA

¹Funds are appropriated through the Adopted Budget at the Budget Summary Level. All Amounts shown above are in thousands of dollars

Substation Breaker Replacements and Reliability Additions

Project No:	MC-CL-YS7779	BSL Code:	BC-CL-Y
Project Type:	Ongoing	BSL Name:	Transmission and Distribution - CIP
Project Category:	Rehabilitation or Restoration	Location:	System wide
Current Project Stage:	N/A	Council District:	Citywide
Start/End Date:	N/A	Neighborhood District:	Not in a Neighborhood District
Total Project Cost:	N/A	Urban Village:	Not in an Urban Village

This ongoing project provides the review of City Light's inventory of approximately 400 transmission and distribution voltage circuit breakers. It determines which have the greatest wear, gas or oil leaks, maintenance cost, and service stress. It replaces those circuit breakers with the priority given to those with the highest risk of failure.

Resources	LTD Actuals	2021 Revised	2022	2023	2024	2025	2026	2027	Total
City Light Fund Revenues	50,523	9,775	4,181	8,037	5,566	5,492	5,940	6,742	96,255
Total:	50,523	9,775	4,181	8,037	5,566	5,492	5,940	6,742	96,255
Fund Appropriations / Allocations ¹	LTD Actuals	2021 Revised	2022	2023	2024	2025	2026	2027	Total
Light Fund	50,523	9,775	4,181	8,037	5,566	5,492	5,940	6,742	96,255
Total:	50,523	9,775	4,181	8,037	5,566	5,492	5,940	6,742	96,255

O&M Impacts: NA

Substation Capacity Additions

Project No:	MC-CL-YS7751	BSL Code:	BC-CL-Y
Project Type:	Ongoing	BSL Name:	Transmission and Distribution - CIP
Project Category:	New Facility	Location:	System wide
Current Project Stage:	N/A	Council District:	Citywide
Start/End Date:	N/A	Neighborhood District:	Not in a Neighborhood District
Total Project Cost:	N/A	Urban Village:	Not in an Urban Village

This ongoing project adds new infrastructure to existing substations and systems, adds capacity to existing substations to meet increasing load demands, and enhances safety, reliability, and efficiency in the transmission of power from the substations to the distribution system.

Resources	LTD Actuals	2021 Revised	2022	2023	2024	2025	2026	2027	Total
City Light Fund Revenues	14,552	2,201	2,199	2,789	2,402	2,297	2,330	3,028	31,797
Total:	14,552	2,201	2,199	2,789	2,402	2,297	2,330	3,028	31,797
Fund Appropriations / Allocations ¹	LTD Actuals	2021 Revised	2022	2023	2024	2025	2026	2027	Total
Light Fund	14,552	2,201	2,199	2,789	2,402	2,297	2,330	3,028	31,797
Total:	14,552	2,201	2,199	2,789	2,402	2,297	2,330	3,028	31,797

O&M Impacts: NA

¹Funds are appropriated through the Adopted Budget at the Budget Summary Level. All Amounts shown above are in thousands of dollars

Substation Comprehensive Improvements

Project No:	MC-CL-XF9161	BSL Code:	BC-CL-X
Project Type:	Ongoing	BSL Name:	Power Supply - CIP
Project Category:	Improved Facility	Location:	System wide
Current Project Stage:	N/A	Council District:	Citywide
Start/End Date:	N/A	Neighborhood District:	Not in a Neighborhood District
Total Project Cost:	N/A	Urban Village:	Not in an Urban Village

This ongoing project funds substation improvements identified in City Light's Comprehensive Facilities Plan, seismic fitness reports, and periodic inspections targeting transmission and distribution buildings. The project implements items necessary to support assigned personnel, such as lunchroom and locker room facilities required by the union contracts, as well as structural and mechanical corrections and enhancements at substation facilities.

Resources	LTD Actuals	2021 Revised	2022	2023	2024	2025	2026	2027	Total
City Light Fund Revenues	3,648	261	1,311	3,344	3,345	2,038	2,668	3,443	20,059
Total:	3,648	261	1,311	3,344	3,345	2,038	2,668	3,443	20,059
Fund Appropriations / Allocations ¹	LTD Actuals	2021 Revised	2022	2023	2024	2025	2026	2027	Total
Light Fund	3,648	261	1,311	3,344	3,345	2,038	2,668	3,443	20,059
Total:	3,648	261	1,311	3,344	3,345	2,038	2,668	3,443	20,059

O&M Impacts: NA

Substation Equipment Improvements

Project No:	MC-CL-YS7752	BSL Code:	BC-CL-Y
Project Type:	Ongoing	BSL Name:	Transmission and Distribution - CIP
Project Category:	Rehabilitation or Restoration	Location:	System wide
Current Project Stage:	N/A	Council District:	Citywide
Start/End Date:	N/A	Neighborhood District:	Not in a Neighborhood District
Total Project Cost:	N/A	Urban Village:	Not in an Urban Village

This ongoing project adds, replaces, and upgrades substation equipment, particularly substation electrical and control equipment. The project also funds installation of remote control and monitoring of substation equipment from the System Control Center, which facilitates faster response time to correct system instability or outages. This work maintains and improves system reliability, permits compliance with high voltage and environmental regulations, and ensures safe work sites.

Resources	LTD Actuals	2021 Revised	2022	2023	2024	2025	2026	2027	Total
City Light Fund Revenues	58,040	6,854	6,117	6,478	7,732	6,186	6,153	8,164	105,724
Total:	58,040	6,854	6,117	6,478	7,732	6,186	6,153	8,164	105,724
Fund Appropriations / Allocations ¹	LTD Actuals	2021 Revised	2022	2023	2024	2025	2026	2027	Total
Light Fund	58,040	6,854	6,117	6,478	7,732	6,186	6,153	8,164	105,724
Total:	58,040	6,854	6,117	6,478	7,732	6,186	6,153	8,164	105,724

O&M Impacts: NA

¹Funds are appropriated through the Adopted Budget at the Budget Summary Level. All Amounts shown above are in thousands of dollars

Substation Plant Improvements

Project No:	MC-CL-YS7750	BSL Code:	BC-CL-Y
Project Type:	Ongoing	BSL Name:	Transmission and Distribution - CIP
Project Category:	Rehabilitation or Restoration	Location:	System wide
Current Project Stage:	N/A	Council District:	Citywide
Start/End Date:	N/A	Neighborhood District:	Not in a Neighborhood District
Total Project Cost:	N/A	Urban Village:	Not in an Urban Village

This ongoing project upgrades and retrofits substation buildings, their facilities and systems, and related structures. The project includes environmental improvements, and removal and replacement of outdated utilities and structures. The project provides station security, safe working conditions, and improvements in related services, such as water, sewer, and lighting.

Resources	LTD Actuals	2021 Revised	2022	2023	2024	2025	2026	2027	Total
City Light Fund Revenues	9,096	1,608	1,108	932	1,020	1,040	831	1,051	16,686
Total:	9,096	1,608	1,108	932	1,020	1,040	831	1,051	16,686
Fund Appropriations / Allocations ¹	LTD Actuals	2021 Revised	2022	2023	2024	2025	2026	2027	Total
Light Fund	9,096	1,608	1,108	932	1,020	1,040	831	1,051	16,686
Total:	9,096	1,608	1,108	932	1,020	1,040	831	1,051	16,686

O&M Impacts: NA

Substation Transformer Replacements

Project No:	MC-CL-YS7776	BSL Code:	BC-CL-Y
Project Type:	Ongoing	BSL Name:	Transmission and Distribution - CIP
Project Category:	Rehabilitation or Restoration	Location:	2136 N 163rd St, Shoreline
Current Project Stage:	N/A	Council District:	Outside City of Seattle
Start/End Date:	N/A	Neighborhood District:	Not in a Neighborhood District
Total Project Cost:	N/A	Urban Village:	Not in an Urban Village

This project provides the review of power transformers at substations and determines dissolved gas concentration, insulation aging, oil leaks, maintenance cost, service stress, and fault interrupting history. The project replaces transformers prioritized by those with the highest risk of failure, or those presenting substation capacity limits. The project enhances system reliability by replacing aging substation transformers before they fail in service.

Resources	LTD Actuals	2021 Revised	2022	2023	2024	2025	2026	2027	Total
City Light Fund Revenues	13,621	10,219	5,050	2,626	3,086	4,789	4,877	6,413	50,681
Total:	13,621	10,219	5,050	2,626	3,086	4,789	4,877	6,413	50,681
Fund Appropriations / Allocations ¹	LTD Actuals	2021 Revised	2022	2023	2024	2025	2026	2027	Total
Light Fund	13,621	10,219	5,050	2,626	3,086	4,789	4,877	6,413	50,681
Total:	13,621	10,219	5,050	2,626	3,086	4,789	4,877	6,413	50,681

O&M Impacts: NA

¹Funds are appropriated through the Adopted Budget at the Budget Summary Level. All Amounts shown above are in thousands of dollars

Substations Demand Driven Improvements

Project No:	MC-CL-YS7755	BSL Code:	BC-CL-Y
Project Type:	Ongoing	BSL Name:	Transmission and Distribution - CIP
Project Category:	New Facility	Location:	System wide
Current Project Stage:	N/A	Council District:	Citywide
Start/End Date:	N/A	Neighborhood District:	Not in a Neighborhood District
Total Project Cost:	N/A	Urban Village:	Not in an Urban Village

This ongoing project enables City Light to perform cooperative work on shared lines and systems periodically requested by other electrical utilities in the region.

Resources	LTD Actuals	2021 Revised	2022	2023	2024	2025	2026	2027	Total
City Light Fund Revenues	525	22	5	6	6	6	6	-	575
Total:	525	22	5	6	6	6	6	-	575
Fund Appropriations / Allocations ¹	LTD Actuals	2021 Revised	2022	2023	2024	2025	2026	2027	Total
Light Fund	525	22	5	6	6	6	6	-	575
Total:	525	22	5	6	6	6	6	-	575

O&M Impacts: NA

¹Funds are appropriated through the Adopted Budget at the Budget Summary Level. All Amounts shown above are in thousands of dollars

Substations Oil Containment

Project No:	MC-CL-YS7783	BSL Code:	BC-CL-Y
Project Type:	Ongoing	BSL Name:	Transmission and Distribution - CIP
Project Category:	Rehabilitation or Restoration	Location:	System wide
Current Project Stage:	N/A	Council District:	Citywide
Start/End Date:	N/A	Neighborhood District:	Not in a Neighborhood District
Total Project Cost:	N/A	Urban Village:	Not in an Urban Village

This ongoing project brings City Light's Power Substations into compliance with the federal Clean Water Act. By federal law, owners or operators of oil containing equipment, such as our substation transformers, must provide facilities that will prevent spilled oil from reaching any streams or open bodies of water.

Resources	LTD Actuals	2021 Revised	2022	2023	2024	2025	2026	2027	Total
City Light Fund Revenues	72	289	548	370	376	382	332	283	2,652
Total:	72	289	548	370	376	382	332	283	2,652
Fund Appropriations / Allocations ¹	LTD Actuals	2021 Revised	2022	2023	2024	2025	2026	2027	Total
Light Fund	72	289	548	370	376	382	332	283	2,652
Total:	72	289	548	370	376	382	332	283	2,652

O&M Impacts: NA

¹Funds are appropriated through the Adopted Budget at the Budget Summary Level. All Amounts shown above are in thousands of dollars

Tolt Relicensing

Project No:	MC-CL-XC6985	BSL Code:	BC-CL-X
Project Type:	Ongoing	BSL Name:	Power Supply - CIP
Project Category:	Rehabilitation or Restoration	Location:	Tolt River Dam
Current Project Stage:	N/A	Council District:	Outside City of Seattle
Start/End Date:	N/A	Neighborhood District:	Outside City of Seattle
Total Project Cost:	N/A	Urban Village:	Not in an Urban Village

This project provides the necessary documentation with the FERC by June 2027 to either acquire a new operating license for the Project or decommission it. South Fork Tolt Hydroelectric Project (the Project) FERC License expires in July 2029. Without a license the Project cannot be legally operated. The FERC relicensing process will require preparing and filing a Notice of Intent (NOi), Preliminary Application Document (PAD), and Preliminary and Final License Applications. The PAD, which is due in 2024, will be a substantial document requiring consultant assistance and additional City Light staff resources. Work began in 2021 to prepare the PAD and start the relicensing process. The main study phase of relicensing will occur in 2025 and 2026, which will require consultant and agency support for studies, reporting, and preparation of the license application which is due in 2027. If City Light were to decide to cease operating the Project instead of relicensing it, a Decommissioning Application would need to be filed, which requires many of the same elements and funding to complete this work.

Resources	LTD Actuals	2021 Revised	2022	2023	2024	2025	2026	2027	Total
City Light Fund Revenues	-	285	1,421	1,843	1,897	6,147	6,274	3,445	21,312
Total:	-	285	1,421	1,843	1,897	6,147	6,274	3,445	21,312
Fund Appropriations / Allocations ¹	LTD Actuals	2021 Revised	2022	2023	2024	2025	2026	2027	Total
Light Fund	-	285	1,421	1,843	1,897	6,147	6,274	3,445	21,312
Total:	-	285	1,421	1,843	1,897	6,147	6,274	3,445	21,312

O&M Impacts:

¹Funds are appropriated through the Adopted Budget at the Budget Summary Level. All Amounts shown above are in thousands of dollars

Transmission & Generation Radio Systems

Project No:	MC-CL-YD9108	BSL Code:	BC-CL-Y
Project Type:	Ongoing	BSL Name:	Transmission and Distribution - CIP
Project Category:	Rehabilitation or Restoration	Location:	System wide
Current Project Stage:	N/A	Council District:	Citywide
Start/End Date:	N/A	Neighborhood District:	Not in a Neighborhood District
Total Project Cost:	N/A	Urban Village:	Not in an Urban Village

This ongoing project builds or replaces communications infrastructure consisting of fiber optic rings, digital microwave, telephone networks, and two-way radio systems. This project provides City Light with command and control capabilities for the operation of the electrical system. This project ensures the safe, reliable, and efficient operation of the system and positions City Light to meet the Federal Energy Regulatory Commission's vital communications systems requirements.

Resources	LTD Actuals	2021 Revised	2022	2023	2024	2025	2026	2027	Total
City Light Fund Revenues	10,684	1,952	630	780	730	730	918	1,239	17,664
Total:	10,684	1,952	630	780	730	730	918	1,239	17,664
Fund Appropriations / Allocations ¹	LTD Actuals	2021 Revised	2022	2023	2024	2025	2026	2027	Total
Light Fund	10,684	1,952	630	780	730	730	918	1,239	17,664
Total:	10,684	1,952	630	780	730	730	918	1,239	17,664

O&M Impacts: NA

¹Funds are appropriated through the Adopted Budget at the Budget Summary Level. All Amounts shown above are in thousands of dollars

Transmission Capacity

Project No:	MC-CL-YT7011	BSL Code:	BC-CL-Y
Project Type:	Ongoing	BSL Name:	Transmission and Distribution - CIP
Project Category:	Rehabilitation or Restoration	Location:	System wide
Current Project Stage:	N/A	Council District:	Citywide
Start/End Date:	N/A	Neighborhood District:	Not in a Neighborhood District
Total Project Cost:	N/A	Urban Village:	Not in an Urban Village

This ongoing project upgrades transmission lines, builds new lines, relocates lines, and provides for other system needs related to the transmission system. The project enhances City Light's transmission capacity, which is the available power capacity to meet the load on the transmission system.

Resources	LTD Actuals	2021 Revised	2022	2023	2024	2025	2026	2027	Total
City Light Fund Revenues	5,215	24	24	38	15	16	16	21	5,370
Total:	5,215	24	24	38	15	16	16	21	5,370
Fund Appropriations / Allocations ¹	LTD Actuals	2021 Revised	2022	2023	2024	2025	2026	2027	Total
Light Fund	5,215	24	24	38	15	16	16	21	5,370
Total:	5,215	24	24	38	15	16	16	21	5,370

O&M Impacts: NA

¹Funds are appropriated through the Adopted Budget at the Budget Summary Level. All Amounts shown above are in thousands of dollars

Transmission Inter-Agency

Project No:	MC-CL-YT7105	BSL Code:	BC-CL-Y
Project Type:	Ongoing	BSL Name:	Transmission and Distribution - CIP
Project Category:	Rehabilitation or Restoration	Location:	System wide
Current Project Stage:	N/A	Council District:	Citywide
Start/End Date:	N/A	Neighborhood District:	Not in a Neighborhood District
Total Project Cost:	N/A	Urban Village:	Not in an Urban Village

This ongoing project provides demand-driven improvements to City Light's transmission system, including reimbursable transmission work and relocations of transmission equipment to meet customer, other utility, agency, and regulatory requirements. It permits Seattle City Light to meet its duties to relocate facilities at the request of other agencies.

Resources	LTD Actuals	2021 Revised	2022	2023	2024	2025	2026	2027	Total
City Light Fund Revenues	3,013	612	567	598	583	585	615	704	7,276
Total:	3,013	612	567	598	583	585	615	704	7,276
Fund Appropriations / Allocations ¹	LTD Actuals	2021 Revised	2022	2023	2024	2025	2026	2027	Total
Light Fund	3,013	612	567	598	583	585	615	704	7,276
Total:	3,013	612	567	598	583	585	615	704	7,276

O&M Impacts: NA

¹Funds are appropriated through the Adopted Budget at the Budget Summary Level. All Amounts shown above are in thousands of dollars

Transmission Line Inductor Installation

Project No:	MC-CL-YT8461	BSL Code:	BC-CL-Y
Project Type:	Discrete	BSL Name:	Transmission and Distribution - CIP
Project Category:	Rehabilitation or Restoration	Location:	System wide
Current Project Stage:	Stage 6 - Closeout	Council District:	Citywide
Start/End Date:	2015 - 2022	Neighborhood District:	Not in a Neighborhood District
Total Project Cost:	\$37,690	Urban Village:	Not in an Urban Village

This project addresses the issue of increased electric transmission congestion load growth in the Puget Sound Area. The project funds the installation of inductors or phase shifting transformers which curtail the flow of power through the Seattle area, while improving customer and asset strengths and maintaining reliability.

Resources	LTD Actuals	2021 Revised	2022	2023	2024	2025	2026	2027	Total
City Light Fund Revenues	20,388	17,016	285	-	-	-	-	-	37,690
Total:	20,388	17,016	285	-	-	-	-	-	37,690
Fund Appropriations / Allocations ¹	LTD Actuals	2021 Revised	2022	2023	2024	2025	2026	2027	Total
Light Fund	20,388	17,016	285	-	-	-	-	-	37,690
Total:	20,388	17,016	285	-	-	-	-	-	37,690

O&M Impacts: NA

Transmission Reliability

Project No:	MC-CL-YT7104	BSL Code:	BC-CL-Y
Project Type:	Ongoing	BSL Name:	Transmission and Distribution - CIP
Project Category:	Rehabilitation or Restoration	Location:	System wide
Current Project Stage:	N/A	Council District:	Citywide
Start/End Date:	N/A	Neighborhood District:	Not in a Neighborhood District
Total Project Cost:	N/A	Urban Village:	Not in an Urban Village

This ongoing project provides replacement and improvement of transmission structures and conductors. This work may include engineering, construction, and related work, as well as minor improvements to overhead or underground transmission system assets to improve reliability.

Resources	LTD Actuals	2021 Revised	2022	2023	2024	2025	2026	2027	Total
City Light Fund Revenues	32,017	1,896	3,064	3,922	3,108	2,835	3,559	3,519	53,920
Total:	32,017	1,896	3,064	3,922	3,108	2,835	3,559	3,519	53,920
Fund Appropriations / Allocations ¹	LTD Actuals	2021 Revised	2022	2023	2024	2025	2026	2027	Total
Light Fund	32,017	1,896	3,064	3,922	3,108	2,835	3,559	3,519	53,920
Total:	32,017	1,896	3,064	3,922	3,108	2,835	3,559	3,519	53,920

O&M Impacts: NA

¹Funds are appropriated through the Adopted Budget at the Budget Summary Level. All Amounts shown above are in thousands of dollars

Transmission Tower Refurbishment

Project No:	MC-CL-YT7130	BSL Code:	BC-CL-Y
Project Type:	Ongoing	BSL Name:	Transmission and Distribution - CIP
Project Category:	Rehabilitation or Restoration	Location:	Multiple
Current Project Stage:	N/A	Council District:	Outside City of Seattle
Start/End Date:	N/A	Neighborhood District:	Outside City of Seattle
Total Project Cost:	N/A	Urban Village:	Not in an Urban Village

This ongoing project provides the costs to refurbish and to extend the life of over 1,700 of steel transmission tower structures. This funding eThis ongoing project funds programmatic painting and refurbishment of approximately 1,700 steel transmission tower structures. Metal transmission towers have a long life if properly maintained, while replacements are disruptive and can cost more than \$2 million per tower. establishes and implements a new, ongoing, systematic approach to repair and refurbish these critical assets for as long as we can before needing to perform a tower replacement project which would cost more than \$2.0 million per tower.

Resources	LTD Actuals	2021 Revised	2022	2023	2024	2025	2026	2027	Total
City Light Fund Revenues	-	3,177	1,800	4,800	4,800	4,800	4,800	4,800	28,977
Total:	-	3,177	1,800	4,800	4,800	4,800	4,800	4,800	28,977
Fund Appropriations / Allocations ¹	LTD Actuals	2021 Revised	2022	2023	2024	2025	2026	2027	Total
Light Fund	-	3,177	1,800	4,800	4,800	4,800	4,800	4,800	28,977
Total:	-	3,177	1,800	4,800	4,800	4,800	4,800	4,800	28,977

O&M Impacts:

Transportation Electrification

Project No:	MC-CL-XF9239	BSL Code:	BC-CL-X
Project Type:	Ongoing	BSL Name:	Power Supply - CIP
Project Category:	New Investment	Location:	System Wide
Current Project Stage:	N/A	Council District:	Citywide
Start/End Date:	N/A	Neighborhood District:	Multiple
Total Project Cost:	N/A	Urban Village:	Multiple

This ongoing project develops electrification infrastructure to support light-duty, medium-duty, and heavy-duty electric vehicles as well as ferry and port systems. Improvements will be developed based on feedback from customer engagement. Efforts are expected to support areas including electrified public transit, fleet electrification, and electric vehicle charging

Resources	LTD Actuals	2021 Revised	2022	2023	2024	2025	2026	2027	Total
City Light Fund Revenues	1	5,929	3,180	7,380	10,230	9,880	8,623	7,624	52,847
Total:	1	5,929	3,180	7,380	10,230	9,880	8,623	7,624	52,847
Fund Appropriations / Allocations ¹	LTD Actuals	2021 Revised	2022	2023	2024	2025	2026	2027	Total
Light Fund	1	5,929	3,180	7,380	10,230	9,880	8,623	7,624	52,847
Total:	1	5,929	3,180	7,380	10,230	9,880	8,623	7,624	52,847

O&M Impacts: NA

Transportation Streetlights

Project No:	MC-CL-ZL8377	BSL Code:	BC-CL-Z
Project Type:	Ongoing	BSL Name:	Customer Focused - CIP
Project Category:	Rehabilitation or Restoration	Location:	System wide
Current Project Stage:	N/A	Council District:	Citywide
Start/End Date:	N/A	Neighborhood District:	Not in a Neighborhood District
Total Project Cost:	N/A	Urban Village:	Not in an Urban Village

This ongoing project funds relocation of streetlights that are displaced by City of Seattle transportation projects.

Resources	LTD Actuals	2021 Revised	2022	2023	2024	2025	2026	2027	Total
City Light Fund Revenues	21,651	6,207	6,784	5,486	5,628	5,992	6,140	7,301	65,189
Total:	21,651	6,207	6,784	5,486	5,628	5,992	6,140	7,301	65,189
Fund Appropriations / Allocations ¹	LTD Actuals	2021 Revised	2022	2023	2024	2025	2026	2027	Total
Light Fund	21,651	6,207	6,784	5,486	5,628	5,992	6,140	7,301	65,189
Total:	21,651	6,207	6,784	5,486	5,628	5,992	6,140	7,301	65,189

O&M Impacts: NA

¹Funds are appropriated through the Adopted Budget at the Budget Summary Level. All Amounts shown above are in thousands of dollars

Underground 26kV Conversion

Project No:	MC-CL-YR8362	BSL Code:	BC-CL-Y
Project Type:	Ongoing	BSL Name:	Transmission and Distribution - CIP
Project Category:	Rehabilitation or Restoration	Location:	System wide
Current Project Stage:	N/A	Council District:	Citywide
Start/End Date:	N/A	Neighborhood District:	Not in a Neighborhood District
Total Project Cost:	N/A	Urban Village:	Not in an Urban Village

This ongoing project replaces the 4 kV electrical equipment remaining in the electrical distribution system with new, efficient and reliable 26 kV distribution equipment. This project increases capacity to deliver power to City Light customers, rebuilds and maintains the backbone of the system, saves energy by reducing transformer and line losses, improves quality and reliability of service to customers, and releases unit substation properties for better neighborhood uses.

Resources	LTD Actuals	2021 Revised	2022	2023	2024	2025	2026	2027	Total
City Light Fund Revenues	9,197	3,245	1,005	1,714	3,586	2,939	2,985	3,032	27,703
Total:	9,197	3,245	1,005	1,714	3,586	2,939	2,985	3,032	27,703
Fund Appropriations / Allocations ¹	LTD Actuals	2021 Revised	2022	2023	2024	2025	2026	2027	Total
Light Fund	9,197	3,245	1,005	1,714	3,586	2,939	2,985	3,032	27,703
Total:	9,197	3,245	1,005	1,714	3,586	2,939	2,985	3,032	27,703

O&M Impacts: NA

Underground Customer Driven Capacity Additions

Project No:	MC-CL-YR8360	BSL Code:	BC-CL-Y
Project Type:	Ongoing	BSL Name:	Transmission and Distribution - CIP
Project Category:	New Facility	Location:	System wide
Current Project Stage:	N/A	Council District:	Citywide
Start/End Date:	N/A	Neighborhood District:	Not in a Neighborhood District
Total Project Cost:	N/A	Urban Village:	Not in an Urban Village

This ongoing project provides electrical lines from substations to customers' property lines. This project builds new and replaces old underground line segments, and may replace rotten and damaged poles in the distribution system that have underground facilities beneath them. This work is driven by specific customer projects, for their direct benefit, to identify and upgrade feeders that are impacted before the new load from those projects comes online. City Light is reimbursed by the customers for this work.

Resources	LTD Actuals	2021 Revised	2022	2023	2024	2025	2026	2027	Total
City Light Fund Revenues	49,662	4,180	3,079	3,127	3,176	3,226	3,276	3,327	73,054
Total:	49,662	4,180	3,079	3,127	3,176	3,226	3,276	3,327	73,054
Fund Appropriations / Allocations ¹	LTD Actuals	2021 Revised	2022	2023	2024	2025	2026	2027	Total
Light Fund	49,662	4,180	3,079	3,127	3,176	3,226	3,276	3,327	73,054
Total:	49,662	4,180	3,079	3,127	3,176	3,226	3,276	3,327	73,054

O&M Impacts: NA

¹Funds are appropriated through the Adopted Budget at the Budget Summary Level. All Amounts shown above are in thousands of dollars

Underground Equipment Replacements

Project No:	MC-CL-YR8353	BSL Code:	BC-CL-Y
Project Type:	Ongoing	BSL Name:	Transmission and Distribution - CIP
Project Category:	Rehabilitation or Restoration	Location:	System wide
Current Project Stage:	N/A	Council District:	Citywide
Start/End Date:	N/A	Neighborhood District:	Not in a Neighborhood District
Total Project Cost:	N/A	Urban Village:	Not in an Urban Village

This ongoing project replaces and improves underground electrical system equipment that is failing or approaching the end of its useful life. This project enhances distribution system reliability, avoiding unplanned outages or interruption of service due to equipment failure.

Resources	LTD Actuals	2021 Revised	2022	2023	2024	2025	2026	2027	Total
City Light Fund Revenues	84,081	21,600	17,045	31,160	36,170	39,702	30,543	31,193	291,494
Total:	84,081	21,600	17,045	31,160	36,170	39,702	30,543	31,193	291,494
Fund Appropriations / Allocations ¹	LTD Actuals	2021 Revised	2022	2023	2024	2025	2026	2027	Total
Light Fund	84,081	21,600	17,045	31,160	36,170	39,702	30,543	31,193	291,494
Total:	84,081	21,600	17,045	31,160	36,170	39,702	30,543	31,193	291,494

O&M Impacts: NA

¹Funds are appropriated through the Adopted Budget at the Budget Summary Level. All Amounts shown above are in thousands of dollars

Underground Outage Replacements

Project No:	MC-CL-ZS8352	BSL Code:	BC-CL-Z
Project Type:	Ongoing	BSL Name:	Customer Focused - CIP
Project Category:	Rehabilitation or Restoration	Location:	System wide
Current Project Stage:	N/A	Council District:	Citywide
Start/End Date:	N/A	Neighborhood District:	Not in a Neighborhood District
Total Project Cost:	N/A	Urban Village:	Not in an Urban Village

This ongoing project supports the capitalized portion of work resulting from unplanned, non-emergency, underground outages. These outages result from events, such as storms, accidents, and equipment failures. The project funds permanent storm repairs, and construction of new infrastructure to bypass failing equipment.

Resources	LTD Actuals	2021 Revised	2022	2023	2024	2025	2026	2027	Total
City Light Fund Revenues	20,889	1,898	1,350	1,374	1,397	1,422	2,248	1,471	32,050
Total:	20,889	1,898	1,350	1,374	1,397	1,422	2,248	1,471	32,050
Fund Appropriations / Allocations ¹	LTD Actuals	2021 Revised	2022	2023	2024	2025	2026	2027	Total
Light Fund	20,889	1,898	1,350	1,374	1,397	1,422	2,248	1,471	32,050
Total:	20,889	1,898	1,350	1,374	1,397	1,422	2,248	1,471	32,050

O&M Impacts: NA

Underground System Capacity Additions

Project No:	MC-CL-YR8361	BSL Code:	BC-CL-Y
Project Type:	Ongoing	BSL Name:	Transmission and Distribution - CIP
Project Category:	Rehabilitation or Restoration	Location:	System wide
Current Project Stage:	N/A	Council District:	Citywide
Start/End Date:	N/A	Neighborhood District:	Not in a Neighborhood District
Total Project Cost:	N/A	Urban Village:	Not in an Urban Village

This ongoing project provides electrical lines from substations to customers' property lines. This project builds new and replaces old underground lines, and may replace rotten and damaged poles in the distribution system with underground facilities beneath them. This work identifies and upgrades the feeders that are impacted by increased loads, as needed, before those load increases come online. City Light customers may pay for a portion of this work.

Resources	LTD Actuals	2021 Revised	2022	2023	2024	2025	2026	2027	Total
City Light Fund Revenues	53,375	2,790	2,551	2,593	2,635	2,679	2,723	2,755	72,101
Total:	53,375	2,790	2,551	2,593	2,635	2,679	2,723	2,755	72,101
Fund Appropriations / Allocations ¹	LTD Actuals	2021 Revised	2022	2023	2024	2025	2026	2027	Total
Light Fund	53,375	2,790	2,551	2,593	2,635	2,679	2,723	2,755	72,101
Total:	53,375	2,790	2,551	2,593	2,635	2,679	2,723	2,755	72,101

O&M Impacts: NA

Union Street Substation Networks

Project No:	MC-CL-YN8201	BSL Code:	BC-CL-Y
Project Type:	Ongoing	BSL Name:	Transmission and Distribution - CIP
Project Category:	New Facility	Location:	1312 Western AV
Current Project Stage:	N/A	Council District:	Council District 7
Start/End Date:	N/A	Neighborhood District:	Downtown
Total Project Cost:	N/A	Urban Village:	Downtown

This ongoing project increases the Union Street Substation network capacity to provide sufficient and reliable electrical capacity for the growing power needs of our customers. It funds a programmatic approach for the comprehensive management of underground network assets serving customers in the area bounded by Yesler Street, Alaskan Way, Pike Street, 6th Avenue, Union Street, the Freeway, University Street, 3rd Avenue, and the Waterfront area from Denny to Yesler.

Resources	LTD Actuals	2021 Revised	2022	2023	2024	2025	2026	2027	Total
City Light Fund Revenues	22,930	3,579	2,015	2,016	2,058	2,025	2,537	2,644	39,805
Total:	22,930	3,579	2,015	2,016	2,058	2,025	2,537	2,644	39,805
Fund Appropriations / Allocations ¹	LTD Actuals	2021 Revised	2022	2023	2024	2025	2026	2027	Total
Light Fund	22,930	3,579	2,015	2,016	2,058	2,025	2,537	2,644	39,805
Total:	22,930	3,579	2,015	2,016	2,058	2,025	2,537	2,644	39,805

O&M Impacts: NA

University of Washington Capacity Additions

Project No:	MC-CL-YR8466	BSL Code:	BC-CL-Y
Project Type:	Discrete	BSL Name:	Transmission and Distribution - CIP
Project Category:	New Investment	Location:	Multiple
Current Project Stage:	Stage 1 - Pre-Project Development	Council District:	Council District 3
Start/End Date:	2022 - 2028	Neighborhood District:	Northeast
Total Project Cost:	\$35,163	Urban Village:	University District

This project builds the infrastructure required to serve the electrical needs of the University of Washington's campus expansion. This will include engineering design and construction work to build feeder and substation infrastructure to serve 15 MW of new load in the University campus. A portion of this project may be reimbursable by the University of Washington.

Resources	LTD Actuals	2021 Revised	2022	2023	2024	2025	2026	2027	Total
City Light Fund Revenues	-	-	481	1,682	6,000	12,000	10,000	5,000	35,163
Total:	-	-	481	1,682	6,000	12,000	10,000	5,000	35,163
Fund Appropriations / Allocations ¹	LTD Actuals	2021 Revised	2022	2023	2024	2025	2026	2027	Total
Light Fund	-	-	481	1,682	6,000	12,000	10,000	5,000	35,163
Total:	-	-	481	1,682	6,000	12,000	10,000	5,000	35,163

O&M Impacts: NA

¹Funds are appropriated through the Adopted Budget at the Budget Summary Level. All Amounts shown above are in thousands of dollars

University Substation - Network

Project No:	MC-CL-YN8464	BSL Code:	BC-CL-Y
Project Type:	Ongoing	BSL Name:	Transmission and Distribution - CIP
Project Category:	Rehabilitation or Restoration	Location:	645 NW 45Th
Current Project Stage:	N/A	Council District:	Council District 4
Start/End Date:	N/A	Neighborhood District:	Northeast
Total Project Cost:	N/A	Urban Village:	University District

This ongoing project funds a programmatic approach for comprehensive management of underground network assets serving customers in the University area. This project funds annual work required, such as feeder balancing, engineering analysis to determine system feeder assignments for new services, and replacement of cables that fail while in service. It reduces the probability of cable failures and long costly customer outages.

Resources	LTD Actuals	2021 Revised	2022	2023	2024	2025	2026	2027	Total
City Light Fund Revenues	6,655	1,049	366	367	373	413	419	710	10,352
Total:	6,655	1,049	366	367	373	413	419	710	10,352
Fund Appropriations / Allocations ¹	LTD Actuals	2021 Revised	2022	2023	2024	2025	2026	2027	Total
Light Fund	6,655	1,049	366	367	373	413	419	710	10,352
Total:	6,655	1,049	366	367	373	413	419	710	10,352

O&M Impacts: NA

Utility Next

Project No:	MC-CL-YD9520	BSL Code:	BC-CL-Y
Project Type:	Ongoing	BSL Name:	Transmission and Distribution - CIP
Project Category:	Improved Facility	Location:	System Wide
Current Project Stage:	N/A	Council District:	Multiple
Start/End Date:	N/A	Neighborhood District:	Multiple
Total Project Cost:	N/A	Urban Village:	Multiple

This project funds grant matching for the Utility Next portfolio, which aims to leverage stimulus and grant funding to augment and accelerate progress in grid modernization, renewable energy, electrification, and workforce development.

Resources	LTD Actuals	2021 Revised	2022	2023	2024	2025	2026	2027	Total
City Light Fund Revenues	-	-	1,000	4,300	5,220	7,150	6,390	5,000	29,060
Total:	-	-	1,000	4,300	5,220	7,150	6,390	5,000	29,060

Fund Appropriations / Allocations ¹	LTD Actuals	2021 Revised	2022	2023	2024	2025	2026	2027	Total
Light Fund	-	-	1,000	4,300	5,220	7,150	6,390	5,000	29,060
Total:	-	-	1,000	4,300	5,220	7,150	6,390	5,000	29,060

O&M Impacts:

Vegetation Management Compliance System

Project No:	MC-CL-YD9978	BSL Code:	BC-CL-Y
Project Type:	Discrete	BSL Name:	Transmission and Distribution - CIP
Project Category:	Rehabilitation or Restoration	Location:	System Wide
Current Project Stage:	Stage 5 - Execution (IT Only)	Council District:	Outside City of Seattle
Start/End Date:	2018 - 2022	Neighborhood District:	Not in a Neighborhood District
Total Project Cost:	\$850	Urban Village:	Not in an Urban Village

This project provides funding for a Vegetation Management Compliance System for planning, tracking, and necessary documentation required to meet WECC and NERC Vegetation Management compliance requirements. These requirements are a WECC recommendation from the 2017 WECC Audit. Auditors noted that SCL was the only utility of its size to not automate Vegetation Management compliance work.

Resources	LTD Actuals	2021 Revised	2022	2023	2024	2025	2026	2027	Total
City Light Fund Revenues	211	639	-	-	-	-	-	-	850
Total:	211	639	-	-	-	-	-	-	850
Fund Appropriations / Allocations ¹	LTD Actuals	2021 Revised	2022	2023	2024	2025	2026	2027	Total
Light Fund	211	639	-	-	-	-	-	-	850
Total:	211	639	-	-	-	-	-	-	850

O&M Impacts: NA

¹Funds are appropriated through the Adopted Budget at the Budget Summary Level. All Amounts shown above are in thousands of dollars

Western Energy Imbalance Market

Project No:	MC-CL-XP9976	BSL Code:	BC-CL-X
Project Type:	Discrete	BSL Name:	Power Supply - CIP
Project Category:	Rehabilitation or Restoration	Location:	System Wide
Current Project Stage:	Stage 6 - Closeout	Council District:	Multiple
Start/End Date:	2017 - 2021	Neighborhood District:	Not in a Neighborhood District
Total Project Cost:	\$13,993	Urban Village:	Not in an Urban Village

This project provides funding to allow City Light to participate in the Western energy imbalance market (EIM) run by the California Independent System Operator (CAISO). City Light will need IT systems, an implementation agreement with CAISO, possible additional staff and training to participate in the market. Participation will allow City Light to more efficiently use generation and transmission assets, buy and sell energy in shorter term increments, and use pricing to match loads and resources across more buyers and sellers than existing markets currently permit. By doing this, City Light will more effectively integrate renewable energy across the West due to its flexible hydro capacity. City Light is planning to begin participating in the market in the spring of 2019.

Resources	LTD Actuals	2021 Revised	2022	2023	2024	2025	2026	2027	Total
City Light Fund Revenues	13,291	701	-	-	-	-	-	-	13,993
Total:	13,291	701	-	-	-	-	-	-	13,993
Fund Appropriations / Allocations ¹	LTD Actuals	2021 Revised	2022	2023	2024	2025	2026	2027	Total
Light Fund	13,291	701	-	-	-	-	-	-	13,993
Total:	13,291	701	-	-	-	-	-	-	13,993

O&M Impacts: NA

Workplace and Process Improvement

Project No:	MC-CL-XF9159	BSL Code:	BC-CL-X
Project Type:	Ongoing	BSL Name:	Power Supply - CIP
Project Category:	Rehabilitation or Restoration	Location:	System wide
Current Project Stage:	N/A	Council District:	Citywide
Start/End Date:	N/A	Neighborhood District:	Not in a Neighborhood District
Total Project Cost:	N/A	Urban Village:	Not in an Urban Village

This ongoing project funds alterations that preserve workplace efficiency. The project focuses on adapting exterior work spaces and interior building elements to support business process improvements for occupant work groups. Interior systems improvements could include flooring replacements, interior remodeling, computer network cabling upgrades, uninterruptible power systems and computer flooring. Exterior system improvements could include fencing, security systems, paving and striping, and exterior building components.

Resources	LTD Actuals	2021 Revised	2022	2023	2024	2025	2026	2027	Total
City Light Fund Revenues	8,661	1,992	451	734	732	732	739	946	14,988
Total:	8,661	1,992	451	734	732	732	739	946	14,988
Fund Appropriations / Allocations ¹	LTD Actuals	2021 Revised	2022	2023	2024	2025	2026	2027	Total
Light Fund	8,661	1,992	451	734	732	732	739	946	14,988
Total:	8,661	1,992	451	734	732	732	739	946	14,988

O&M Impacts: NA

¹Funds are appropriated through the Adopted Budget at the Budget Summary Level. All Amounts shown above are in thousands of dollars

Seattle Public Utilities

Drainage and Wastewater

Overview

Seattle Public Utilities (SPU) maintains the network of sewer and drainage systems throughout the City of Seattle. These systems include approximately:

- 448 miles of sanitary sewers
- 968 miles of combined sewers
- 68 Pump Stations
- 5.5 miles of wastewater force mains
- 84 City-owned and permitted Combined Sewer Overflow points
- 38 Combined Sewer Overflow control detention tanks/pipes
- 481 miles of storm drains / 290 storm drain outfalls
- 33,750 catch basins
- 65 miles of ditches, 128 miles of culverts
- 30 miles of stream channel (49 creeks, 6 of which are salmon bearing)
- 9 acres of green stormwater infrastructure
- 17 detention/treatment ponds
- 295 drainage flow control facilities
- 578 water quality structures

The Drainage and Wastewater (DWF) Capital Improvement Program (CIP) is the vehicle for rehabilitating, replacing, improving, and expanding this infrastructure, as well as constructing projects that protect and enhance our City's public health and environmental resources. Planned spending in the DWF CIP is approximately \$1.24 billion over the next six years, from 2022 to 2027.

Thematic Priorities/Project Selection Criteria

The goal of the DWF CIP is to construct facilities that reduce the frequency of flooding and sewer backups for customers and improve water quality and habitat in the environment by reducing sewage overflows and the impacts of flooding and stormwater pollution. Projects in the DWF CIP are guided by various Federal regulations, City policies, long-term plan documents, the Drainage Systems Analysis, the Wastewater System Analysis, and the SPU Asset Management Committee (AMC) benefit criteria. Many DWF CIP projects are outlined in the Plan to Protect Seattle's Waterways and Asset Management Plans. In addition to candidate capital projects identified from these planning documents, projects are identified from external projects and opportunities and emergencies or other unexpected events. All potential capital projects are prioritized for consideration into the CIP budget. Priority rankings are based on the following set of criteria:

- **Public Health, Safety & Environment:** The overriding priority for the DWF is protecting public health and safety, improving services to customers and decreasing our impact on the environment. Examples of highly ranked projects in this category include the South Park Pump Station, Localized Flood Control program, Sanitary Sewer Overflow Capacity program, South Park Water Quality Facility, and NDS Partnering.
- **Infrastructure Reliability & Risk:** How a project addresses infrastructure conditions or vulnerabilities, based on an understanding of the consequence of a risk occurring and its likelihood. Examples of highly ranked projects in this category include the Pipe Rehabilitation and Pump Station improvement programs.

2022-2027 Proposed Capital Improvement Program

- **Regulatory, Mandates, Legal Agreements:** The City of Seattle/SPU must meet State and Federal regulatory requirements to comply with the Clean Water Act (CWA) and the Consent Decree that was entered in court on July 3, 2013, between the City, the U.S. Environmental Protection Agency (EPA), and the U.S. Department of Justice (DOJ). The two most significant regulatory drivers associated with the CWA are the National Pollutant Discharge Elimination System (NPDES) Waste Discharge Permit (aka NPDES CSO Permit) and the NPDES Phase I Municipal Stormwater Permit (aka NPDES MS4 Permit). This ranking category considers the degree to which the project is driven by Federal, State, and local laws, permit and regulatory requirements, and consent decrees; as well as by legal agreements with public and private parties and the specific mandates of the City Council and Mayor. Examples of highly ranked projects in this category include the Ship Canal Water Quality Project, CSO Retrofits, South Park Water Quality Facility, and Natural Drainage System (NDS) Partnering.
- **External Drivers and Opportunities:** SPU's responsiveness to, or engagement with, the projects of other Departments or jurisdictions, or opportunities to provide multiple benefits, address service equity, or reduce ratepayer costs through outside funding opportunities. Examples of highly ranked projects in this category include the Seattle Department of Transportation's Move Seattle projects.
- **Service Equity:** Factors in service equity are incorporated into the prioritization of potential projects in any program based on amalgamated data from the Office of Sustainability and Environment, including race, education, language and median income. Known disparities of historical service levels are also considered within racial equity planning tools such as stakeholder analyses and inclusive outreach planning.

Every project is rated against each criterion. Criteria ratings are then considered in determining an overall project priority ranking, using expert judgment (rather than a formula). Priority rankings for the CIP are determined by the leads for each LOB, with reviews by key internal stakeholders. Project priority rankings are used to clarify and document which projects are most important and why, to help determine which projects at the margin will be included, excluded or deferred from the CIP, and which projects should receive priority attention if a staff or financial resource constraint should arise.

To aid SPU in making responsible decisions on behalf of ratepayers prioritized projects must then be justified through a business case process that establishes that a problem or opportunity is timely and important and that the proposed solution is superior to alternatives based on a triple bottom line analysis (economic, environmental, and social) of life-cycle benefits and costs. The process also recognizes that a project may be a "must-do" project (e.g. required by regulations). Business Cases must be approved by the SPU CEO/General Manager and Asset Management Committee.

DWW Priorities that are also Mayor/Council Priorities

Improvements to DWW infrastructure result in safer communities, a healthier environment, and regulatory compliance which are goals inherent within the Mayor's key values (safe, affordable, vibrant and interconnected City that fosters innovation).

- **Aligning Capital Investments with Community Planning.** SPU has aligned planning for the South Park Water Quality Facility with the Office of Planning and Community Development's Open Space planning in the S. Park Urban Village area and the Duwamish Valley Action Plan.

2022-2027 Proposed Capital Improvement Program

- **Aligning Capital Investments with Seattle Department of Transportation’s modal plan.** SPU has several projects to facilitate citywide interconnectivity efforts:
 - Primary investments are around supporting transportation led projects as part of the Move Seattle Levy, described below within the shared costs projects Budget Control Level (BCL).
 - SPU is also leading a joint SPU/SDOT project in the South Park industrial area providing long desired Drainage Conveyance and Roadway infrastructure.
 - The NDS Program, described below, collaborates with SDOT and has identified numerous joint sidewalk/bioretention project locations.
- **Expand use of Green Stormwater Infrastructure** has been identified by Mayor and Council as a priority. Projects that will help achieve the Citywide stretch goal to manage 700MG of stormwater annually with GSI by 2025, include the following:
 - The Natural Drainage Systems (NDS) Partnering program will use bioretention to reduce storm water pollution in creeks and to improve neighborhoods. The NDS Partnering Program will build natural drainage systems along approximately 66 blocks (330’ block equivalents) in the Longfellow, Thornton, and Pipers Creek watersheds. The first of these projects was 30th Ave NE, with construction led by SDOT, which was completed in 2019.
 - GSI in Urban Villages Program. SPU and Council created the GSI in Urban Villages Program to complement proposed up zones through HALA, as well as the City’s overall growth strategy. This new program has flexibility to address a variety of system problems within urban villages and urban centers, including flooding, sewer backups, water quality, and creek protection. Early Green Infrastructure in Urban Villages projects include Cloverdale Bioretention (South Park neighborhood, construction 2021), Crown Hill GSI and Lake City Floodplain Park (Options Analysis in progress), and a variety of development partnerships.
 - RainWise Program fights water pollution by offering rebates to property owners for controlling stormwater at residences, schools, and businesses. This program was developed by SPU but is now delivered jointly with King County Wastewater Treatment Division. Over 1,500 Seattle residents and businesses have installed voluntary rain gardens or cisterns through this program, managing over 26 million gallons of runoff every year.

CIP Highlights

2022-2027 Proposed Drainage and Wastewater Fund CIP by BCL (In ‘000s; total may not sum due to rounding)

BCL	2022	2023	2024	2025	2026	2027	Total
Protection of Beneficial Uses	20,911	39,473	47,444	50,010	41,235	36,677	235,749
Sediments	4,560	6,789	13,349	17,809	11,543	12,369	66,421
Combined Sewer Overflows	98,151	106,987	70,944	32,364	8,188	33,835	350,470
Rehabilitation	40,685	46,960	40,692	40,144	42,946	33,000	244,428
Flooding, Sewer Backup & Lndsl	29,967	13,292	30,188	18,829	32,865	47,925	173,066
Shared Cost Projects	15,345	34,550	38,263	21,544	19,731	11,278	140,711
Technology	4,299	4,299	4,299	4,299	4,299	4,299	25,794
Total	213,919	252,351	245,179	184,999	160,808	179,383	1,236,639

2022-2027 Proposed Capital Improvement Program

Protection of Beneficial Uses: This program makes improvements to the City’s drainage system to reduce the harmful effects of stormwater runoff on creeks and receiving water bodies and preserves the storm water conveyance function of our creeks through stream culvert repair and rehabilitation. The program includes projects to meet regulatory requirements, primarily NDS Partnering Projects (a key component of Seattle’s Plan to Protect Seattle’s Waterways) which improves water quality with GSI approaches while partnering with SDOT to provide streetscape enhancements. The program also includes projects that are part of the SPU and Council-created GSI in Urban Villages Program. Funding in the DWF CIP is focused on cost effective stormwater and water quality projects such as NDS Partnering, GSI in Urban Villages projects, Capitol Hill Water Quality project, and the Taylor Creek Culvert Replacement project.

Sediments: The City of Seattle is a Potentially Responsible Party (PRP) for cleanup liabilities for contaminated sediments at the Lower Duwamish Waterway Superfund Site, the Harbor Island Superfund Site, and Gas Works Park because of alleged historic contributions from Combined Sewer Overflows (CSO) and storm drain discharges, or other City-owned facilities. The City continues to work with EPA, the Washington State Department of Ecology, King County, and other PRPs on an assessment of contaminants and sources. The Sediments program provides funding for studies and analysis for cleanup of contaminated sediment sites in which the City is a participant, for engineering design and construction of actual cleanup of contaminated sites, and for liability allocation negotiations. The study phase of sediment remediation projects often requires multiple years before specific cleanup actions are defined. Current projections reflect cleanup construction adjacent to Gasworks Park, the Duwamish Waterway Sediment Remediation, and East Waterway Remediation projects beginning in 2024 based on preliminary schedules.

Combined Sewer Overflows: This program consists of projects that are mandated by State and Federal regulations to control combined sewer overflows (CSOs) into the City's receiving waters. During heavy rainfall events, the combination of stormwater (about 90 percent of the volume) and sewage may exceed the capacity of the combined sewer system (CSS) and overflow into our waterways – causing a combined sewer overflow (CSO). CSOs spill a mixture of raw sewage and stormwater into local waterways at 85 outfalls throughout the City. In some instances, these spills may violate water quality standards, create unacceptable risk to public health, contaminate sediment and habitat for endangered species and pollute the Puget Sound.

Annual CSOs have been reduced from 20-30 billion gallons per year by both the City and the County in 1970 to about 1 billion gallons per year, today. The City’s overflows account for 100-200 million gallons per year. SPU currently does not meet regulatory mandates that limit CSOs to one untreated overflow per outfall location per year. SPU is required by State and Federal law to achieve control of CSOs by 2030. The CSO Long Term Control Plan (LTCP), also called the Plan to Protect Seattle’s Waterways, was approved by regulators in May 2015. Ultimately the Consent Decree requires completion of construction of all CSO reduction projects by December 2030. CSOs must be proven to be controlled one year after completion of construction. Continuing investments in CSO control will enable SPU to achieve compliance with the 2030 milestone.

Projects in the CSO Program include large infrastructure projects (e.g. storage structures, pipes, tunnels, wet weather treatment plants, stormwater separation, pump stations, etc.), smaller retrofits, construction of Green Stormwater Infrastructure (GSI) for CSO control, and development and

2022-2027 Proposed Capital Improvement Program

implementation of regulatory required plans such as the Plan to Protect Seattle’s Waterways. The largest project in the DWF CIP is the Ship Canal Water Quality Project (SCWQP). The SCWQP consists of a 2.7-mile-long, approximately 18-foot-diameter tunnel that, when completed, will capture and store approximately 75 million gallons of sewage and stormwater flows from Ballard, Fremont, Wallingford and Queen Anne.

Other key efforts in the program include Pump Station 13 Upgrade and Force Main Rehabilitation and Pump Station 22 Retrofit and Force Main Upgrade. Planning work is underway and will continue through the coming years for additional CSO reduction efforts to meet CSO Consent Decree compliance date requirements. SPU currently expects to spend approximately \$350 million over the next six years on CSO reduction projects. The majority of this spending is associated with the SCWQP.

Rehabilitation: This program consists of projects that repair, rehabilitate or replace existing drainage and wastewater assets to maintain or improve the current functionality level of the system. Assets that are addressed include:

- pump station structures, airlift conversions, major mechanical, ventilation and electrical components;
- drainage facilities including water quality structures, flow control structures and large surface water facilities; and
- drainage and wastewater conveyance pipes and structures (catch basins, maintenance holes and sandboxes).

Work within this program is a critical component to achieving SPU’s Consent Decree target of four sanitary sewer overflows per 100 miles of sewer pipe annually. Individual projects are defined by the type and method of rehabilitation and/or replacement and include emergency rehabilitation, no-dig pipe lining rehabilitation by crews or contract, full mainline dig pipe replacement by contract, dig point sewer pipe and structure rehabilitation by crews or contract, and pump station repairs or replacement by crew or contractor.

This proposed budget will include a new drainage facility master project to rehabilitate or replace water quality structures, flow control structures and large surface water facilities by crew or contractor.

Flooding, Sewer Back-up, and Landslides: This program is responsible for preventing and alleviating flooding and sewer backups in the City of Seattle, with a primary focus on the protection of public health, safety, and property. The program area is focused on planning, design, and construction of new pipes, ditches, culverts, detention facilities, and GSI that control and/or convey storm runoff to the ultimate discharge locations of creeks, lakes, and the Puget Sound. This program also involves protecting SPU drainage and wastewater infrastructure in landslide prone areas, both from impending small landslides, and providing drainage improvements where surface water generated from the City right-of way is contributing to small landslides. Lastly, this program also includes sewer capacity projects that reduce sewer backups and helps lower the risk of exceeding the Consent Decree target of four sanitary sewer overflows per 100 miles of sewer pipe per year. Major projects in this program include the Pearl Street SSO reduction project, the 12th Avenue drainage project, and the South Park Water Quality and Pump Station project. The South Park Water Quality Facility is a regulatory commitment within the Plan to Protect Seattle’s Waterways.

Shared Cost Projects: This program includes individual capital improvement projects which typically benefit multiple Lines of Business (LOB) (e.g. the Water LOB and the Drainage and Wastewater LOB) and whose costs are "shared," or paid for by more than one of SPU's utility funds.

The Proposed Budget for the Shared Cost program includes budgets for a number of interdepartmental projects including the Alaskan Way Viaduct and Seawall Replacement, Move Seattle, Center City Streetcar, and Sound Transit Link Light Rail. This BCL also includes funding for SPU Facility Improvements such as the South Operations Center, the North Operations Center, and a new dewatering facility near the South Transfer Station. Other programs in this BCL include DWW Heavy Equipment Purchases, 1% for the Arts, and several smaller projects.

Technology: The Technology CIP is managed in six program areas that provide a department-wide view of technology investments to address SPU's strategic, business, and City-wide priorities. These areas are:

- Customer Contact and Billing;
- Enterprise Information Management;
- IT Infrastructure;
- Project Delivery & Performance;
- Science & System Performance; and
- Asset Information Management.

Investments in 2021 address several of SPU's key initiatives, including:

- Financial Management and Internal Controls;
- Operational Excellence and Performance Management;
- An Easy and Engaged Customer Experience;
- Data-driven Decision Support; and
- Project Delivery/Project Controls.

In 2022, SPU will continue focusing its technology spending on the highest priority business needs. These projects would primarily be within the Customer Contact and Billing Program, Project Delivery and Performance Program, as well as the Asset Information Management Program.

With the new Customer Information System (CIS) already in place, the next major projects for SPU within the Customer Contact and Billing Program include the Utilities Customer Self-Service Portal project, the Customer Contact and Billing Upgrade, CIS Workflow, and the CIS Reporting. Other projects slated would be enhancements to SPU's Enterprise Project Management System and the Development Systems Integration project, and the Maximo Business Intelligence upgrade along with other projects that have been deferred in previous years.

CIP Revenue Sources

Historically, the DWF CIP has been funded primarily by revenue bonds serviced by ratepayers. However, DWF financial policies adopted in 2003 gradually increase cash contributions from SPU to fund the CIP. By 2007, a 3-year average of 25 percent of total CIP costs were funded by a cash contribution, with the remaining capital needs being debt financed.

2022-2027 Proposed Capital Improvement Program

SPU's DWF CIP is funded largely by Drainage and Sewer ratepayers. SPU issues bonds, serviced by ratepayers that cover approximately 75 percent of the CIP, with the remainder funded by cash. DWF rates were approved by the Mayor and City Council in 2021 for the three-year period of 2022-2025.

SPU also actively seeks grants and low-interest loans. Loans like this offer a lower interest rate than what SPU can borrow/issue debt and offset the need to draw down extra dollars from the construction fund. SPU also receives Remedial Action Grants from the Washington State Department of Ecology for up to 50 percent of sediments cleanup project costs.

Summary of Upcoming Budget Issues and Challenges

The biggest challenge for DWF will be continuing to manage priority projects while still complying with regulatory requirements from the EPA, and Washington State Department of Ecology (DOE) - all within the financial limitations of the Fund.

The City negotiated a Consent Decree between the City, the EPA, and the DOJ for compliance with the CWA and State regulations. The Consent Decree was entered in court on July 3, 2013, and includes deadlines for development and implementation of the LTCP and will drive spending in the CSO Reduction Program over the next several years. The Consent Decree also includes requirements to implement a Capacity Management, Operations and Maintenance (CMOM) Program, which drives operations and maintenance spending and CIP spending in the Rehabilitation Program. Additionally, an NPDES permit for stormwater includes requirements to help protect local waterways and the Puget Sound from damaging pollutants and excessive runoff. This increased regulatory emphasis on protecting and improving water quality has resulted in the need for the City to make substantial investments in detention, water quality treatment (e.g., GSI), CSO retrofits, pipe and pump station rehabilitation, and inflow/infiltration reduction.

- Detention: This focuses on storing stormwater and/or sewage during a rainfall event and can be accomplished through detention ponds (for stormwater), GSI (for stormwater) or underground tanks or tunnels (for both wastewater and stormwater). Detention can be added to the drainage system to offset the impacts of larger storms that overwhelm the conveyance capacity of the combined sewer system and can result in backups of sewage, localized flooding and releases of untreated sewage.
- Water Quality Treatment: This focuses on removing pollutants and can be accomplished through GSI or the use of technology such as specialized media filters. GSI is the use of green solutions to help reduce untreated overflows by allowing stormwater to infiltrate slowly into the ground, cutting the volume of stormwater entering the system, and providing water quality treatment through natural processes as the polluted runoff comes in contact with the soil and vegetation. The use of GSI is required as part of development through Seattle's NPDES permit and Stormwater Code.
- CSO Retrofits: This focuses on optimizing the existing collection, pumping and storage systems, using low-cost repairs and modifications to reduce overflows to waterways.
- Pipe and Pump Station Rehabilitation: This consists of repairing, rehabilitating, or replacing existing gravity sewer pipes, wastewater pump stations, and/or force mains that have deficiencies or have reached the end of their useful life.

2022-2027 Proposed Capital Improvement Program

- Inflow/Infiltration Reduction: This focuses on filling in cracks in sewer lines that allow groundwater to enter the system. It also addresses parts of the system where there are direct stormwater connections to the sanitary sewer system which can/should be directed to a separated stormwater system. By reducing inflow/infiltration, it is possible to reduce the frequency and volume of SSOs and sewer backups.

Other challenges DWF faces in meeting its obligations:

- 1) Addressing public expectations: it is challenging to address public expectations around our basic service level programs, such as flooding and system capacity. SPU is unable to prioritize these programs at this time due to rate pressure caused by the significant costs of the federally mandated consent decree. The separated drainage and wastewater systems are at capacity during storm events, or lacking the fundamental infrastructure at various locations across the City. The impacts can range from very serious (basement sewer back-ups) to nuisance (limited street or yard flooding) issues.
- 2) Construction Costs: due to market conditions and building large infrastructure in dense urban areas costs to construct drainage and wastewater infrastructure have increased significantly putting additional pressure on the portfolio.
- 3) Climate Change: increasing rainfall intensities resulting from climate change are increasing pressure on drainage and wastewater infrastructure leading to increased CSOs and driving the need for larger solutions and additional system improvements.

Future Projects/What is on the Horizon

Over the next 10 years, the DWF CIP will be driven largely by regulatory requirements, major transportation projects, and Operations Crew Facilities. Major projects include the completion of the Ship Canal Water Quality Project, sediment remediation, and other projects necessary under the LTCP/Plan to Protect Seattle's waterways, and localized flooding reduction in Broadview, and flood reduction and water quality improvements in South Park.

SPU is moving forward with a comprehensive planning effort within the [Shape Our Water](#) plan. The result of this effort will be an integrated system plan, to better identify the highest priority locations and potential funding and financing strategies. The Shape Our Water project will provide a 50-year plan for managing and improving Seattle's drainage and wastewater systems and increasing our water resilience. Through this planning effort, SPU will identify the partnerships, programs, and projects that will improve the performance and resilience of our drainage and wastewater systems while optimizing social and environmental co-benefits for the City. We are developing our plan through technical analysis, robust community engagement and an integrated approach to planning. By the end of 2023, SPU will have near- and long-term plans for drainage and wastewater programs, partnerships, and infrastructure investments over the next 50 years. This planning is part of building a better Seattle by providing drainage and wastewater services that are affordable, safe, green, and just in a climate uncertain future.

Beneficial Uses Program

Project No:	MC-SU-C3317	BSL Code:	BC-SU-C333B
Project Type:	Ongoing	BSL Name:	Protection of Beneficial Uses
Project Category:	Improved Facility	Location:	Various
Current Project Stage:	N/A	Council District:	Multiple
Start/End Date:	N/A	Neighborhood District:	Multiple
Total Project Cost:	N/A	Urban Village:	Multiple

This ongoing project develops drainage related projects to improve the water quality, stream function and habitat in the streams and receiving waters of Seattle. Projects include stream and habitat restoration to reduce flooding, culvert repair and replacements to protect public safety, and green stormwater infrastructure projects to address flooding and control and clean runoff to streams.

Resources	LTD Actuals	2021 Revised	2022	2023	2024	2025	2026	2027	Total
Drainage and Wastewater Rates	9,370	1,636	966	11,559	17,372	13,768	10,880	10,000	75,551
Total:	9,370	1,636	966	11,559	17,372	13,768	10,880	10,000	75,551

Fund Appropriations / Allocations ¹	LTD Actuals	2021 Revised	2022	2023	2024	2025	2026	2027	Total
Drainage and Wastewater Fund	9,370	1,636	966	11,559	17,372	13,768	10,880	10,000	75,551
Total:	9,370	1,636	966	11,559	17,372	13,768	10,880	10,000	75,551

O&M Impacts: This is an ongoing program and any O&M needed as a result of this program is included in SPU's Operating Budget.

¹Funds are appropriated through the Adopted Budget at the Budget Summary Level. All Amounts shown above are in thousands of dollars

Broadview Long-Term Plan

Project No:	MC-SU-C3812	BSL Code:	BC-SU-C380B
Project Type:	Ongoing	BSL Name:	Flooding, Sewer Backup & Landslide
Project Category:	Improved Facility	Location:	Broadview
Current Project Stage:	N/A	Council District:	Council District 5
Start/End Date:	N/A	Neighborhood District:	Northwest
Total Project Cost:	N/A	Urban Village:	Not in an Urban Village

The Broadview Long-Term Plan had been an ongoing program to address longstanding drainage and wastewater problems. The current funded capital project within that program is the 12th Avenue NW Drainage Basin project, which addresses public and private flooding problems in that area by providing stormwater detention and green infrastructure.

Resources	LTD Actuals	2021 Revised	2022	2023	2024	2025	2026	2027	Total
Drainage and Wastewater Rates	8,572	5,329	4,158	185	-	-	-	-	18,245
Total:	8,572	5,329	4,158	185	-	-	-	-	18,245
Fund Appropriations / Allocations ¹	LTD Actuals	2021 Revised	2022	2023	2024	2025	2026	2027	Total
Drainage and Wastewater Fund	8,572	5,329	4,158	185	-	-	-	-	18,245
Total:	8,572	5,329	4,158	185	-	-	-	-	18,245

O&M Impacts: This is an ongoing program and any O&M needed as a result of this program is included in SPU's Operating Budget.

¹Funds are appropriated through the Adopted Budget at the Budget Summary Level. All Amounts shown above are in thousands of dollars

Creek Culvert Replacement Program

Project No:	MC-SU-C3314	BSL Code:	BC-SU-C333B
Project Type:	Ongoing	BSL Name:	Protection of Beneficial Uses
Project Category:	Improved Facility	Location:	Various
Current Project Stage:	N/A	Council District:	Multiple
Start/End Date:	N/A	Neighborhood District:	Multiple
Total Project Cost:	N/A	Urban Village:	Multiple

This ongoing project provides for the repair and replacement of stream culverts that are part of SPU's critical drainage infrastructure. Culverts are prioritized for repair or replacement based on structural condition. Projects are then sequenced based on prioritization and other factors such as readiness to proceed, ability to address other drainage needs (e.g., flooding, maintenance), potential partnerships, synergies with other projects and availability of funding.

Resources	LTD Actuals	2021 Revised	2022	2023	2024	2025	2026	2027	Total
Drainage and Wastewater Rates	5,667	2,032	1,272	1,224	5,893	7,525	10,095	10,077	43,785
Total:	5,667	2,032	1,272	1,224	5,893	7,525	10,095	10,077	43,785
Fund Appropriations / Allocations ¹	LTD Actuals	2021 Revised	2022	2023	2024	2025	2026	2027	Total
Drainage and Wastewater Fund	5,667	2,032	1,272	1,224	5,893	7,525	10,095	10,077	43,785
Total:	5,667	2,032	1,272	1,224	5,893	7,525	10,095	10,077	43,785

O&M Impacts: This is an ongoing program and any O&M needed as a result of this program is included in SPU's Operating Budget.

¹Funds are appropriated through the Adopted Budget at the Budget Summary Level. All Amounts shown above are in thousands of dollars

CSO Facility Retrofit

Project No:	MC-SU-C3611	BSL Code:	BC-SU-C360B
Project Type:	Ongoing	BSL Name:	Combined Sewer Overflows
Project Category:	Improved Facility	Location:	Various
Current Project Stage:	N/A	Council District:	Multiple
Start/End Date:	N/A	Neighborhood District:	Multiple
Total Project Cost:	N/A	Urban Village:	Not in an Urban Village

This ongoing project retrofits, upgrades, and modifies existing Combined Sewer Overflows (CSO) reduction facilities in Seattle CSO basins. Retrofit projects cost-effectively optimize and maximize existing system operation to minimize CSOs to the greatest extent possible, reducing long term CSO storage needs. This project assists in achieving State Department of Ecology's requirement of an average of no more than one CSO event per outfall per year.

Resources	LTD Actuals	2021 Revised	2022	2023	2024	2025	2026	2027	Total
Drainage and Wastewater Rates	23,505	5,369	112	-	-	-	-	-	28,987
Total:	23,505	5,369	112	-	-	-	-	-	28,987
Fund Appropriations / Allocations ¹	LTD Actuals	2021 Revised	2022	2023	2024	2025	2026	2027	Total
Drainage and Wastewater Fund	23,505	5,369	112	-	-	-	-	-	28,987
Total:	23,505	5,369	112	-	-	-	-	-	28,987

O&M Impacts: This is an ongoing program and any O&M needed as a result of this program is included in SPU's Operating Budget.

Drainage Capacity Program

Project No:	MC-SU-C3802	BSL Code:	BC-SU-C380B
Project Type:	Ongoing	BSL Name:	Flooding, Sewer Backup & Landslide
Project Category:	Improved Facility	Location:	Various
Current Project Stage:	N/A	Council District:	Multiple
Start/End Date:	N/A	Neighborhood District:	Multiple
Total Project Cost:	N/A	Urban Village:	Multiple

This ongoing program provides flood control and local drainage and wastewater projects to improve system capacity or increase the existing level of service. Candidate projects are identified through DWW investigations, claims, complaints, studies, and prior planning. Drainage “spot” projects and small landslides prevention projects are also included within this program. The Localized Flood Control Program improves Drainage and Wastewater levels of service.

Resources	LTD Actuals	2021 Revised	2022	2023	2024	2025	2026	2027	Total
Drainage and Wastewater Rates	22,587	3,195	2,978	4,249	4,069	6,929	7,065	16,725	67,798
Total:	22,587	3,195	2,978	4,249	4,069	6,929	7,065	16,725	67,798
Fund Appropriations / Allocations ¹	LTD Actuals	2021 Revised	2022	2023	2024	2025	2026	2027	Total
Drainage and Wastewater Fund	22,587	3,195	2,978	4,249	4,069	6,929	7,065	16,725	67,798
Total:	22,587	3,195	2,978	4,249	4,069	6,929	7,065	16,725	67,798

O&M Impacts: This is an ongoing program and any O&M needed as a result of this program is included in SPU's Operating Budget.

¹Funds are appropriated through the Adopted Budget at the Budget Summary Level. All Amounts shown above are in thousands of dollars

Drainage Facilities Rehabilitation

Project No:	MC-SU-C3711	BSL Code:	BC-SU-C370B
Project Type:	Ongoing	BSL Name:	Rehabilitation
Project Category:	Improved Facility	Location:	Citywide
Current Project Stage:	N/A	Council District:	Multiple
Start/End Date:	N/A	Neighborhood District:	Multiple
Total Project Cost:	N/A	Urban Village:	Multiple

This new project provides for improvements and upgrades to SPU-owned drainage facilities including, but not limited to, detention/treatment ponds, flow control facilities, and water quality structures. Typical improvements may include, but are not limited to, the repair, rehabilitation, or replacement of drainage facilities.

Resources	LTD Actuals	2021 Revised	2022	2023	2024	2025	2026	2027	Total
Drainage and Wastewater Rates	230	770	2,250	2,250	2,250	2,250	2,250	2,000	14,250
Total:	230	770	2,250	2,250	2,250	2,250	2,250	2,000	14,250

Fund Appropriations / Allocations ¹	LTD Actuals	2021 Revised	2022	2023	2024	2025	2026	2027	Total
Drainage and Wastewater Fund	230	770	2,250	2,250	2,250	2,250	2,250	2,000	14,250
Total:	230	770	2,250	2,250	2,250	2,250	2,250	2,000	14,250

O&M Impacts: This is an ongoing program and any O&M needed as a result of this program is included in SPU's Operating Budget.

¹Funds are appropriated through the Adopted Budget at the Budget Summary Level. All Amounts shown above are in thousands of dollars

Future CSO Projects

Project No:	MC-SU-C3612	BSL Code:	BC-SU-C360B
Project Type:	Ongoing	BSL Name:	Combined Sewer Overflows
Project Category:	Improved Facility	Location:	N/A
Current Project Stage:	N/A	Council District:	Multiple
Start/End Date:	N/A	Neighborhood District:	Multiple
Total Project Cost:	N/A	Urban Village:	Multiple

This project is for future combined sewer overflow (CSO) reduction projects that will be identified through the CSO Long-Term Control Plan (LTCP) Update. Future projects are most likely to include underground storage projects, wastewater lift station improvements, and/or wastewater conveyance system improvements. Planning for the projects began in 2018, and the projects should complete their construction by 2030.

Resources	LTD Actuals	2021 Revised	2022	2023	2024	2025	2026	2027	Total
Drainage and Wastewater Rates	3,190	4,295	1,256	827	4,545	6,070	6,210	33,177	59,570
Total:	3,190	4,295	1,256	827	4,545	6,070	6,210	33,177	59,570
Fund Appropriations / Allocations ¹	LTD Actuals	2021 Revised	2022	2023	2024	2025	2026	2027	Total
Drainage and Wastewater Fund	3,190	4,295	1,256	827	4,545	6,070	6,210	33,177	59,570
Total:	3,190	4,295	1,256	827	4,545	6,070	6,210	33,177	59,570

O&M Impacts: This is an ongoing program and any O&M needed as a result of this program is included in SPU's Operating Budget.

Green Stormwater Infrastructure Program

Project No:	MC-SU-C3610	BSL Code:	BC-SU-C360B
Project Type:	Ongoing	BSL Name:	Combined Sewer Overflows
Project Category:	Improved Facility	Location:	Citywide
Current Project Stage:	N/A	Council District:	Multiple
Start/End Date:	N/A	Neighborhood District:	Multiple
Total Project Cost:	N/A	Urban Village:	Multiple

This ongoing program provides construction of Green Stormwater Infrastructure (GSI) as a component of combined sewer overflow (CSO) reduction within the uncontrolled CSO basins. Work includes roadside bioretention and the RainWise program. RainWise provides financial incentives to private property owners within our uncontrolled CSO basins for construction of properly sized and installed raingardens or cisterns. The program supports the City's current regulatory strategy for compliance with CSO National Pollutant Discharge Elimination System (NPDES) permit.

Resources	LTD Actuals	2021 Revised	2022	2023	2024	2025	2026	2027	Total
Drainage and Wastewater Rates	14,888	1,322	310	201	250	250	250	500	17,970
Total:	14,888	1,322	310	201	250	250	250	500	17,970

Fund Appropriations / Allocations¹	LTD Actuals	2021 Revised	2022	2023	2024	2025	2026	2027	Total
Drainage and Wastewater Fund	14,888	1,322	310	201	250	250	250	500	17,970
Total:	14,888	1,322	310	201	250	250	250	500	17,970

O&M Impacts: This is an ongoing program and any O&M needed as a result of this program is included in SPU's Operating Budget.

GSI for Protection of Beneficial Uses

Project No:	MC-SU-C3316	BSL Code:	BC-SU-C333B
Project Type:	Ongoing	BSL Name:	Protection of Beneficial Uses
Project Category:	Improved Facility	Location:	Various
Current Project Stage:	N/A	Council District:	Multiple
Start/End Date:	N/A	Neighborhood District:	Multiple
Total Project Cost:	N/A	Urban Village:	Multiple

This ongoing program provides construction of Green Stormwater Infrastructure (GSI) within the separated stormwater system. Work includes right-of-way retrofits with bioretention and/or biofiltration for water quality treatment and flow control, as well as potential expansion of private property incentives for construction of properly sized and installed rain gardens or cisterns (RainWise program) into creek watersheds. The Natural Drainage Systems Projects within this program will achieve the water quality goals for the NDS Partnering Program identified in Seattle’s Plan to Protect Seattle’s Waterways (the Long Term Control Plan requirement within our Consent Decree) while coordinating with SDOT and community groups to deliver co-benefits such as sidewalks. The program also includes projects that are part of the SPU and Council created GSI in Urban Villages Program which will deliver multi-purpose green infrastructure projects in urban villages and urban centers through community partnerships and development synergies.

Resources	LTD Actuals	2021 Revised	2022	2023	2024	2025	2026	2027	Total
Drainage and Wastewater Rates	23,474	17,832	18,673	26,690	24,179	28,717	20,260	16,600	176,424
Total:	23,474	17,832	18,673	26,690	24,179	28,717	20,260	16,600	176,424
Fund Appropriations / Allocations ¹	LTD Actuals	2021 Revised	2022	2023	2024	2025	2026	2027	Total
Drainage and Wastewater Fund	23,474	17,832	18,673	26,690	24,179	28,717	20,260	16,600	176,424
Total:	23,474	17,832	18,673	26,690	24,179	28,717	20,260	16,600	176,424

O&M Impacts: This is an ongoing program and any O&M needed as a result of this program is included in SPU's Operating Budget.

Long Term Control Plan

Project No:	MC-SU-C3604	BSL Code:	BC-SU-C360B
Project Type:	Ongoing	BSL Name:	Combined Sewer Overflows
Project Category:	Improved Facility	Location:	Various
Current Project Stage:	N/A	Council District:	Multiple
Start/End Date:	N/A	Neighborhood District:	Not in a Neighborhood District
Total Project Cost:	N/A	Urban Village:	Not in an Urban Village

This project supports the ongoing implementation of SPU's Combined Sewer Overflow (CSO) Reduction Long Term Control Plan (LTCP) in accordance with SPU's National Pollutant Discharge Elimination System (NPDES) permit and the Federal CSO Control Policy. On May 1, 2012, the Environmental Protection Agency/Department of Justice issued a draft Consent Decree to the City of Seattle which requires the development and submission of a Long-Term Control Plan for approval by May 30, 2015. It further stipulates that all CSO Control Measures are to be constructed as expeditiously as practicable, and in no event later than December 31, 2030. The Consent Decree also allows the City to propose storm water control project(s) as part of an Integrated Plan, in addition to the CSO Control Measures. The LTCP identified projects and programs to reduce the number and volume of CSOs, meet receiving water quality standards, and protect designated beneficial uses. The LTCP includes flow characterization, monitoring, and hydraulic modeling; development of CSO control alternatives; development of control alternatives that takes into consideration costs and performance; operational plan revisions; public participation; implementation schedule; and post-construction monitoring.

Resources	LTD Actuals	2021 Revised	2022	2023	2024	2025	2026	2027	Total
Drainage and Wastewater Rates	17,062	1,149	100	-	-	-	-	-	18,311
Total:	17,062	1,149	100	-	-	-	-	-	18,311
Fund Appropriations / Allocations¹	LTD Actuals	2021 Revised	2022	2023	2024	2025	2026	2027	Total
Drainage and Wastewater Fund	17,062	1,149	100	-	-	-	-	-	18,311
Total:	17,062	1,149	100	-	-	-	-	-	18,311

O&M Impacts: Any O&M needed as a result of this project will be included and/or identified as part of SPU's Operating Budget.

¹Funds are appropriated through the Adopted Budget at the Budget Summary Level. All Amounts shown above are in thousands of dollars

Outfall Rehabilitation Program

Project No:	MC-SU-C3708	BSL Code:	BC-SU-C370B
Project Type:	Ongoing	BSL Name:	Rehabilitation
Project Category:	Improved Facility	Location:	Various
Current Project Stage:	N/A	Council District:	Multiple
Start/End Date:	N/A	Neighborhood District:	Multiple
Total Project Cost:	N/A	Urban Village:	Multiple

This ongoing project provides rehabilitation of outfalls throughout Seattle Public Utilities service area. Typical improvements may include, but are not limited to, repair, rehabilitation or replacement of outfall structures. This project will investigate the condition of each of the outfalls and complete an options analysis, followed by design, construction, and closeout activities.

Resources	LTD Actuals	2021 Revised	2022	2023	2024	2025	2026	2027	Total
Drainage and Wastewater Rates	4,041	793	500	1,000	1,000	-	-	-	7,334
Total:	4,041	793	500	1,000	1,000	-	-	-	7,334
Fund Appropriations / Allocations ¹	LTD Actuals	2021 Revised	2022	2023	2024	2025	2026	2027	Total
Drainage and Wastewater Fund	4,041	793	500	1,000	1,000	-	-	-	7,334
Total:	4,041	793	500	1,000	1,000	-	-	-	7,334

O&M Impacts: This is an ongoing program and any O&M needed as a result of this program is included in SPU's Operating Budget.

Pipe Renewal Program

Project No:	MC-SU-C3710	BSL Code:	BC-SU-C370B
Project Type:	Ongoing	BSL Name:	Rehabilitation
Project Category:	Improved Facility	Location:	Various
Current Project Stage:	N/A	Council District:	Multiple
Start/End Date:	N/A	Neighborhood District:	Multiple
Total Project Cost:	N/A	Urban Village:	Multiple

SPU operates and maintains approximately 1,423 miles of wastewater conveyance (combined and separated) pipe. The age of this infrastructure varies; however, significant portions of the system were constructed prior to 1950. This ongoing program repairs, replaces, rehabilitates and renews the conveyance system by SPU crews and various contracting construction projects.

Resources	LTD Actuals	2021 Revised	2022	2023	2024	2025	2026	2027	Total
Drainage and Wastewater Rates	87,020	38,913	28,942	29,600	30,200	30,500	32,100	31,000	308,275
Total:	87,020	38,913	28,942	29,600	30,200	30,500	32,100	31,000	308,275
Fund Appropriations / Allocations ¹	LTD Actuals	2021 Revised	2022	2023	2024	2025	2026	2027	Total
Drainage and Wastewater Fund	87,020	38,913	28,942	29,600	30,200	30,500	32,100	31,000	308,275
Total:	87,020	38,913	28,942	29,600	30,200	30,500	32,100	31,000	308,275

O&M Impacts: This is an ongoing program and any O&M needed as a result of this program is included in SPU's Operating Budget.

Pump Station & Force Main Improvements

Project No:	MC-SU-C3703	BSL Code:	BC-SU-C370B
Project Type:	Ongoing	BSL Name:	Rehabilitation
Project Category:	Improved Facility	Location:	Various
Current Project Stage:	N/A	Council District:	Multiple
Start/End Date:	N/A	Neighborhood District:	Multiple
Total Project Cost:	N/A	Urban Village:	Not in an Urban Village

This ongoing project provides for improvements and upgrades to the 68 SPU-owned wastewater pump stations and force mains. Typical improvements may include, but are not limited to, replacement of existing pump station assets including pumps, motors, and valves, and installation of new assets such as SCADA systems, generators, and emergency plugs. This project enhances and extends the useful life of the existing pump stations which protects water quality.

Resources	LTD Actuals	2021 Revised	2022	2023	2024	2025	2026	2027	Total
Drainage and Wastewater Rates	24,297	8,099	8,993	14,110	7,242	7,394	8,596	-	78,731
Total:	24,297	8,099	8,993	14,110	7,242	7,394	8,596	-	78,731
Fund Appropriations / Allocations ¹	LTD Actuals	2021 Revised	2022	2023	2024	2025	2026	2027	Total
Drainage and Wastewater Fund	24,297	8,099	8,993	14,110	7,242	7,394	8,596	-	78,731
Total:	24,297	8,099	8,993	14,110	7,242	7,394	8,596	-	78,731

O&M Impacts: This is an ongoing program and any O&M needed as a result of this program is included in SPU's Operating Budget.

¹Funds are appropriated through the Adopted Budget at the Budget Summary Level. All Amounts shown above are in thousands of dollars

S Henderson CSO Storage

Project No:	MC-SU-C3609	BSL Code:	BC-SU-C360B
Project Type:	Discrete	BSL Name:	Combined Sewer Overflows
Project Category:	Improved Facility	Location:	S Henderson St.
Current Project Stage:	Stage 6 - Closeout	Council District:	Council District 2
Start/End Date:	2001 - 2019	Neighborhood District:	Southeast
Total Project Cost:	\$59,601	Urban Village:	Not in an Urban Village

This project provides construction of combined sewer overflows (CSO) facilities in the Henderson area in the southeast part of Seattle. Facilities will be built to meet level of service requirements for CSOs and comply with State and Federal regulations.

Resources	LTD Actuals	2021 Revised	2022	2023	2024	2025	2026	2027	Total
Drainage and Wastewater Rates	59,617	-	-	-	-	-	-	-	59,617
Total:	59,617	-	-	-	-	-	-	-	59,617
Fund Appropriations / Allocations ¹	LTD Actuals	2021 Revised	2022	2023	2024	2025	2026	2027	Total
Drainage and Wastewater Fund	59,617	-	-	-	-	-	-	-	59,617
Total:	59,617	-	-	-	-	-	-	-	59,617

O&M Impacts: Any O&M needed as a result of this project will be included and/or identified as part of SPU's Operating Budget.

¹Funds are appropriated through the Adopted Budget at the Budget Summary Level. All Amounts shown above are in thousands of dollars

Sanitary Sewer Overflow Capacity

Project No:	MC-SU-C3804	BSL Code:	BC-SU-C380B
Project Type:	Ongoing	BSL Name:	Flooding, Sewer Backup & Landslide
Project Category:	Improved Facility	Location:	Various
Current Project Stage:	N/A	Council District:	Multiple
Start/End Date:	N/A	Neighborhood District:	Multiple
Total Project Cost:	N/A	Urban Village:	Multiple

This ongoing program is designed to improve sanitary sewer service to Seattle customers by addressing current and projected capacity limitations of the wastewater system through capital project improvements. Such improvements may include demand management measures such as infiltration and inflow (I/I) reduction, increased conveyance capacity, and individual customer measures such as installation of backflow preventers or grinder pumps to reduce the risk that customers will experience backups of sewage into their homes and businesses during storm events.

Resources	LTD Actuals	2021 Revised	2022	2023	2024	2025	2026	2027	Total
Drainage and Wastewater Rates	13,036	11,807	3,799	2,800	7,300	7,300	7,300	22,200	75,542
Total:	13,036	11,807	3,799	2,800	7,300	7,300	7,300	22,200	75,542

Fund Appropriations / Allocations¹	LTD Actuals	2021 Revised	2022	2023	2024	2025	2026	2027	Total
Drainage and Wastewater Fund	13,036	11,807	3,799	2,800	7,300	7,300	7,300	22,200	75,542
Total:	13,036	11,807	3,799	2,800	7,300	7,300	7,300	22,200	75,542

O&M Impacts: This is an ongoing program and any O&M needed as a result of this program is included in SPU's Operating Budget.

Sediment Remediation

Project No:	MC-SU-C3503	BSL Code:	BC-SU-C350B
Project Type:	Ongoing	BSL Name:	Sediments
Project Category:	Improved Facility	Location:	Various
Current Project Stage:	N/A	Council District:	Multiple
Start/End Date:	N/A	Neighborhood District:	Multiple
Total Project Cost:	N/A	Urban Village:	Not in an Urban Village

This ongoing program provides for City of Seattle participation in cleanup of contaminated sediment sites at multiple locations across Seattle for which the City's drainage and wastewater utilities may have some liability. Typical phases of such projects include preliminary studies and analyses, preliminary engineering for actual cleanup efforts, and liability allocation negotiations. This program enhances the natural environment of Seattle and addresses both State and Federal regulatory agency requirements.

Resources	LTD Actuals	2021 Revised	2022	2023	2024	2025	2026	2027	Total
Drainage and Wastewater Rates	44,494	3,867	4,560	6,789	13,349	17,809	11,543	12,369	114,782
Total:	44,494	3,867	4,560	6,789	13,349	17,809	11,543	12,369	114,782
Fund Appropriations / Allocations ¹	LTD Actuals	2021 Revised	2022	2023	2024	2025	2026	2027	Total
Drainage and Wastewater Fund	44,494	3,867	4,560	6,789	13,349	17,809	11,543	12,369	114,782
Total:	44,494	3,867	4,560	6,789	13,349	17,809	11,543	12,369	114,782

O&M Impacts: This is an ongoing program and any O&M needed as a result of this program is included in SPU's Operating Budget.

¹Funds are appropriated through the Adopted Budget at the Budget Summary Level. All Amounts shown above are in thousands of dollars

Ship Canal Water Quality Project

Project No:	MC-SU-C3614	BSL Code:	BC-SU-C360B
Project Type:	Discrete	BSL Name:	Combined Sewer Overflows
Project Category:	Improved Facility	Location:	West Ship Canal
Current Project Stage:	Stage 5 - Construction	Council District:	Multiple
Start/End Date:	2014 - 2027	Neighborhood District:	Multiple
Total Project Cost:	\$570,000	Urban Village:	Multiple

The City of Seattle (the City) has prepared a comprehensive strategy, called The Plan to Protect Seattle's Waterways (the Plan) to reduce overflows and discharge of pollutants from combined sewers and the storm drain system. The City must control sewer discharges to protect public health, the environment, to comply with the Clean Water Act, the United States District Court Consent Decree, and State regulations. On May 29, 2015, the City submitted the plan to EPA and Ecology for approval. The largest project identified in the Plan is the Ship Canal Water Quality Project. This project is a joint project between SPU and King County to design and construct a storage tunnel to capture Combined Sewer Overflows for 5 SPU outfalls and two King County outfalls. The tunnel will be 2.7 miles long and run from Wallingford to Ballard. The tunnel will be approximately 18 feet in diameter and have a storage volume of about 30 million gallons. The purpose of the project is to bring all seven outfalls into compliance with the State's control standard of one untreated overflow per year per outfall on a 20-year moving average. Note all City/County funding allocations are for informational purposes, only. Actual resource allocations will be determined through ongoing project governance agreements and interagency coordination between the City and King County.

Resources	LTD Actuals	2021 Revised	2022	2023	2024	2025	2026	2027	Total
Drainage and Wastewater Rates	141,213	35,416	66,806	88,452	55,522	20,104	1,729	159	409,401
King County Funds	21,756	89,525	29,567	17,507	10,627	5,940	-	-	174,921
Total:	162,969	124,941	96,373	105,958	66,149	26,044	1,729	159	584,322
Fund Appropriations / Allocations¹	LTD Actuals	2021 Revised	2022	2023	2024	2025	2026	2027	Total
Drainage and Wastewater Fund	162,969	124,941	96,373	105,958	66,149	26,044	1,729	159	584,322
Total:	162,969	124,941	96,373	105,958	66,149	26,044	1,729	159	584,322

O&M Impacts: Any O&M needed as a result of this project will be included and/or identified as part of SPU's Operating Budget.

¹Funds are appropriated through the Adopted Budget at the Budget Summary Level. All Amounts shown above are in thousands of dollars

South Park Stormwater Program

Project No:	MC-SU-C3806	BSL Code:	BC-SU-C380B
Project Type:	Discrete	BSL Name:	Flooding, Sewer Backup & Landslide
Project Category:	Improved Facility	Location:	698 S Riverside DR
Current Project Stage:	Stage 3 - Design	Council District:	Council District 1
Start/End Date:	2006 - 2025	Neighborhood District:	Greater Duwamish
Total Project Cost:	\$134,876	Urban Village:	Greater Duwamish

This program constructs a pump station (PS), a water quality facility (WQF), and additional drainage conveyance in South Park. The PS will allow the existing storm drain outfall to drain the system when the tide is high and will support future drainage projects. The WQF will treat most stormwater flows from the basin, reducing pollutant loading to the Duwamish. Excessive flows will bypass the WQF and be pumped directly to the river. This program was formerly titled "South Park Pump Station."

Resources	LTD Actuals	2021 Revised	2022	2023	2024	2025	2026	2027	Total
Drainage and Wastewater Rates	23,212	23,008	19,032	6,058	18,819	4,600	18,500	9,000	122,229
Total:	23,212	23,008	19,032	6,058	18,819	4,600	18,500	9,000	122,229
Fund Appropriations / Allocations ¹	LTD Actuals	2021 Revised	2022	2023	2024	2025	2026	2027	Total
Drainage and Wastewater Fund	23,212	23,008	19,032	6,058	18,819	4,600	18,500	9,000	122,229
Total:	23,212	23,008	19,032	6,058	18,819	4,600	18,500	9,000	122,229

O&M Impacts: Any O&M needed as a result of this project will be included and/or identified as part of SPU's Operating Budget.

¹Funds are appropriated through the Adopted Budget at the Budget Summary Level. All Amounts shown above are in thousands of dollars

Thornton Confluence Improvement

Project No:	MC-SU-C3811	BSL Code:	BC-SU-C380B
Project Type:	Discrete	BSL Name:	Flooding, Sewer Backup & Landslide
Project Category:	Improved Facility	Location:	Thornton Creek
Current Project Stage:	Stage 6 - Closeout	Council District:	Multiple
Start/End Date:	2008 - 2019	Neighborhood District:	Not in a Neighborhood District
Total Project Cost:	\$7,907	Urban Village:	Not in an Urban Village

This project provides creek realignment, floodplain excavation, culvert replacement, and riparian plantings at the confluence of the north and south branches of Thornton Creek. SPU has acquired a number of flood prone properties in this area over the last decade. Using these properties, this project increases culvert capacity, floodplain area and flood storage, and provides stream habitat benefits. The project will help alleviate flooding and reduce maintenance at Meadowbrook Pond.

Resources	LTD Actuals	2021 Revised	2022	2023	2024	2025	2026	2027	Total
Drainage and Wastewater Rates	7,607	-	-	-	-	-	-	-	7,607
Total:	7,607	-	-	-	-	-	-	-	7,607
Fund Appropriations / Allocations ¹	LTD Actuals	2021 Revised	2022	2023	2024	2025	2026	2027	Total
Drainage and Wastewater Fund	7,607	-	-	-	-	-	-	-	7,607
Total:	7,607	-	-	-	-	-	-	-	7,607

O&M Impacts: Any O&M needed as a result of this project will be included and/or identified as part of SPU's Operating Budget.

¹Funds are appropriated through the Adopted Budget at the Budget Summary Level. All Amounts shown above are in thousands of dollars

Seattle Public Utilities

Solid Waste

Overview

Seattle Public Utilities (SPU) collects and disposes of solid waste generated within the City of Seattle. To fulfill this responsibility, the City owns and manages the following significant infrastructure:

- Two transfer stations;
- One recycling and re-use facility;
- Two household hazardous waste facilities;
- A fleet of trucks and heavy equipment; and
- Three closed landfills previously used by the City.

The Solid Waste Fund (SWF) Capital Improvement Plan (CIP) is the planning tool for rehabilitating, replacing, improving, and expanding infrastructure, as well as constructing projects that protect, conserve, and enhance our region's environmental resources. Planned spending in the SWF CIP is approximately \$85 million over the next six years, from 2022 through 2027.

Major anticipated projects include:

- Cleanup of the historic South Park Landfill (2023-2025) at the South Park Development Project.
- Minimum operational improvements prior to the full redevelopment of the old South Transfer Station campus (2023-2025).

These projects comprise approximately 62% of the SWF CIP. Other significant projects include the Waste Removal project at the Midway Landfill, replacing two compactors, major repair to the South transfer Station tipping floor, drainage improvements at both Transfer Stations, and SPU's annual equipment investment.

Thematic Priorities

The SWF places a high priority on managing environmental issues and addressing regulatory requirements related to current and historic solid waste facilities while protecting employees and customer health and safety and extending the useful life of the two transfer stations.

- Managing environmental issues and regulations: SPU is required to improve former landfill sites and act as necessary when conditions change. For example, underground gas levels at these sites are monitored. When increasing gas levels are detected, SPU implements improvements to extract the excess gas or otherwise mitigate the environmental impacts of the gas increase. Landfill projects are also triggered by Washington State Department of Transportation improvements to Interstate-5 that require modification to landfill infrastructure in the right-of-way and support of Sound Transit projects that impact the Midway Landfill. Additionally, the new transfer stations are designed to reduce the environmental impacts of the existing stations on neighboring communities.

Project Selection Criteria

SPU identifies candidate capital projects from several sources – planning (e.g., comprehensive plans, program plans), external projects and opportunities, and emergencies or other unexpected events. Under SPU's Asset Management System, projects must be justified through a business case process that

2022-2027 Proposed Capital Improvement Program

establishes that a problem or opportunity is timely and important and that the proposed solution is superior to alternatives based on a triple bottom line analysis (economic, environmental, and social) of life-cycle benefits and costs. The process also recognizes that a project may be a “must do” project (e.g. required by regulations or Consent Decrees).

Prioritization of SPU projects are based on the following set of criteria:

- **Regulatory Mandates, Legal Agreements:** The degree to which the project is driven by Federal, State, and local laws, permit and regulatory requirements, and consent decrees; as well as by legal agreements with public and private parties. Examples of highly ranked projects in this category include the South Park Development project and Kent Highlands and Midway Landfills programs.
- **External Drivers:** SPU’s responsiveness to, or engagement with, the projects of other departments or jurisdictions, and the specific mandates of the City Council and Mayor. An example of a project in this category is the 1% for Arts program.
- **Infrastructure:** How a project addresses infrastructure conditions or vulnerabilities. An example of a highly ranked project in this category is the operational improvements at the South Transfer Station.
- **Level of Service:** The importance of this project in providing or improving services to customers. An example of a highly ranked project in this category is the replacement of two compactors at the transfer stations.
- **Other Factors:** Other important factors include high net present value or cost-effectiveness, social or environmental benefits that were not otherwise recognized, a project already in progress or near completion, limited time opportunity, demonstration projects, community visibility, or outside funding.

Every project is rated against each criterion. Criteria are then considered in determining an overall project priority ranking, using expert judgment (rather than a formula). Priority rankings for the CIP are determined by the leads for each LOB, with reviews by key internal stakeholders. The ranking scheme and criteria are the same for all LOBs and are approved by the SPU General Manager/CEO and Asset Management Committee. Project priority rankings are used to clarify and document which projects are most important and why, to help determine which projects at the margin will be included, excluded or deferred from the CIP, and which projects should receive priority attention if a staff or financial resource constraint should arise.

CIP Highlights

2022-2027 Proposed Solid Waste Fund CIP by BCL

(In '000s; total may not sum due to rounding)

BCL	2022	2023	2024	2025	2026	2027	Total
New Facilities	6,156	13,009	14,988	4,147	1,503	300	40,102
Rehabilitation & Heavy Eqpt	2,450	550	1,850	350	250	200	5,650
Shared Cost Projects	4,561	2,550	2,517	795	823	338	11,584
Technology	1,508	1,508	1,508	1,507	1,508	1,508	9,045
Total	14,675	17,616	20,862	6,800	4,084	2,345	66,381

New Facilities: This program includes the planning, design, and construction of new facilities to enhance solid waste operations. In 2022, SPU will continue to implement its Solid Waste Facilities Master Plan. The key project drivers of the New Facilities budget are the South Park Development (landfill cleanup) and the South Transfer Station operational improvements projects.

Rehabilitation and Heavy Equipment: This program includes design and construction of projects that repair and/or upgrade solid waste facilities other than the transfer stations. In 2022, the key drivers of this budget level are the Midway projects and new funding for the Solid Waste Plan Update as required by the Washington State Department of Ecology.

Shared Cost Projects: This program includes individual capital improvement projects that typically benefit multiple Lines of Business (LOB) (e.g., the Water LOB and the Drainage and Wastewater LOB) and which costs are "shared," or paid for by more than one of SPU's utility funds. For 2022, the key driver for this budget includes heavy equipment purchases, which reflects the best estimate of the required fleet of trucks and heavy equipment for the transfer stations.

Technology: The Technology CIP is managed in six program areas that provide a department-wide view of technology investments to address SPU's strategic, business, and City-wide priorities. These areas are:

- Customer Contact and Billing;
- Enterprise Information Management;
- IT Infrastructure;
- Project Delivery & Performance;
- Science & System Performance; and
- Asset Information Management.

Investments in 2022 address several of SPU's key initiatives, including:

- Financial Management and Internal Controls;
- Operational Excellence and Performance Management;
- Easy and Engaged Customer Experience;
- Data-driven Decision Support; and
- Project Delivery/Project Controls.

2022-2027 Proposed Capital Improvement Program

In 2022, SPU will continue focusing its technology spending on the highest priority business needs. These projects would primarily be within the Customer Contact and Billing Program, Project Delivery and Performance Program, as well as the Asset Information Management Program.

With the new Customer Information System (CIS) already in place, the next major projects for SPU within the Customer Contact and Billing Program include the Utilities Customer Self-Service Portal project, the Customer Contact and Billing Upgrade, CIS Workflow, and the CIS Reporting. Other projects slated would be enhancements to SPU's Enterprise Project Management System and the Development Systems Integration Project, and the Maximo Business Intelligence upgrade, along with other projects that have been deferred in previous years.

CIP Revenue Sources

Much of the SWF CIP is funded through bond proceeds and current cash contributions, the mix of which is determined by SWF financial policies, the overall financial health of the SWF, and the best value and equity to ratepayers. SPU last issued debt in 2014, 2015, and 2016, and refunded 2011 bond debt in 2021. SPU is not planning any SWF bond issuances and will use current cash contributions and existing cash on hand to pay for the CIP. Cash contributions to construction and repayment of debt come from rate-based charges to customers whose solid waste services are handled by the City's solid waste infrastructure and programs.

SPU also actively seeks grants, low-interest loans, and other funding sources whenever possible and prudent. The Solid Waste Utility is currently in the middle of a capital-intensive historic landfill remediation process and operational improvements at the old South Transfer Station. These projects are the primary drivers of CIP spending and have required rate increases for financing.

Summary of Upcoming Budget Issues and Challenges

Solid Waste faces logistical and financial issues as it reconstructs its primary facilities and addresses site cleanup efforts.

- Logistics: SWF is focusing on remediating the South Park Landfill and must continue to use the site for trailer parking and household hazardous waste collection during construction.
- Financial Challenges: Operational improvements at the old South Transfer Station along with site remediation efforts puts considerable short-term financial strain on the SWF. While the SWF is funding and building these major projects, it is working to address environmental stewardship by encouraging waste reduction and recycling, which results in declining demand for disposal services.

Future Projects/What is on the Horizon

Once the South Park Landfill cleanup work and South Transfer Station operational improvements are completed, SPU will begin a thorough planning process to guide the future redevelopment of the South Transfer Station campus. The planning will take broader City needs into consideration before selecting a redevelopment scenario. Spending for the future development will be better defined over the next 3-5 years.

2022-2027 Proposed Capital Improvement Program

Kent Highlands

Project No:	MC-SU-C2402	BSL Code:	BC-SU-C240B
Project Type:	Ongoing	BSL Name:	Rehabilitation & Heavy Equipment
Project Category:	Improved Facility	Location:	Kent Highlands
Current Project Stage:	N/A	Council District:	Outside City of Seattle
Start/End Date:	N/A	Neighborhood District:	Not in a Neighborhood District
Total Project Cost:	N/A	Urban Village:	Not in an Urban Village

This program funds compliance activities related to the Kent Highlands landfill closure project. These activities include environmental studies to demonstrate the effectiveness of the Kent Highlands landfill closure project, as well as various landfill improvements. The environmental studies are required under the existing Consent Decree with the State Department of Ecology and validate that current environmental controls are effective and reduce the likelihood of additional capital or O&M expenditures. The landfill improvements include replacement of existing flares, drainage improvements, groundwater protection, water treatment and mitigating earthquake risks associated with steep slopes.

Resources	LTD Actuals	2021 Revised	2022	2023	2024	2025	2026	2027	Total
Solid Waste Rates	640	68	250	250	1,500	50	50	100	2,907
Total:	640	68	250	250	1,500	50	50	100	2,907
Fund Appropriations / Allocations ¹	LTD Actuals	2021 Revised	2022	2023	2024	2025	2026	2027	Total
Solid Waste Fund	640	68	250	250	1,500	50	50	100	2,907
Total:	640	68	250	250	1,500	50	50	100	2,907

O&M Impacts: This is an ongoing program and any O&M needed as a result of this program is included in SPU's Operating Budget.

¹Funds are appropriated through the Adopted Budget at the Budget Summary Level. All Amounts shown above are in thousands of dollars

Midway Landfill

Project No:	MC-SU-C2403	BSL Code:	BC-SU-C240B
Project Type:	Ongoing	BSL Name:	Rehabilitation & Heavy Equipment
Project Category:	Improved Facility	Location:	Kent
Current Project Stage:	N/A	Council District:	Outside City of Seattle
Start/End Date:	N/A	Neighborhood District:	Not in a Neighborhood District
Total Project Cost:	N/A	Urban Village:	Not in an Urban Village

This program funds compliance activities related to the Midway landfill closure project. These activities include environmental studies to demonstrate the effectiveness of the Midway landfill closure project. The studies are required under the existing Consent Decree with the State Department of Ecology and validate that current environmental controls are effective and reduce the likelihood of additional capital or O&M expenditures. The flare improvements are also a regulatory requirement. To ensure that SPU maintains regulatory compliance, a smaller flare or new technology will be required. The current telemetry used to monitor the environmental control systems at the Kent Highlands Landfill and the Midway Landfill, both Superfund sites, are nearly obsolete and the equipment is no longer supported. In addition, the current system only transmits alarm conditions and does not have any data acquisition functionality. This program funds a replacement system that will allow remote data acquisition as well as alarm functionality. The largest effort under this program is the Midway landfill improvement project that funds removal of waste in the WSDOT Right of Way to allow construction of two additional lanes on I-5 and the Sound Transit Federal Way Link project. This is a joint project involving Sound Transit, WSDOT and SPU it is regulated by the Department of Ecology under a Consent Decree Amendment.

Resources	LTD Actuals	2021 Revised	2022	2023	2024	2025	2026	2027	Total
Solid Waste Rates	997	12,315	2,100	250	250	50	50	50	16,062
Water Rates	-	1,500	-	-	-	-	-	-	1,500
Total:	997	13,815	2,100	250	250	50	50	50	17,562
Fund Appropriations / Allocations ¹	LTD Actuals	2021 Revised	2022	2023	2024	2025	2026	2027	Total
Solid Waste Fund	997	13,815	2,100	250	250	50	50	50	17,562
Total:	997	13,815	2,100	250	250	50	50	50	17,562

O&M Impacts: This is an ongoing program and any O&M needed as a result of this program is included in SPU's Operating Budget.

Miscellaneous Station Improvement

Project No:	MC-SU-C2303	BSL Code:	BC-SU-C230B
Project Type:	Ongoing	BSL Name:	New Facilities
Project Category:	Improved Facility	Location:	Multiple
Current Project Stage:	N/A	Council District:	Multiple
Start/End Date:	N/A	Neighborhood District:	Multiple
Total Project Cost:	N/A	Urban Village:	Multiple

This project provides modifications, upgrades, and wear replacement for the two new City Transfer Stations. The new facilities will require periodic capital upgrades and replacement to extend the useful life of these assets. Examples of this work include replacement of the wear surface on the STS tipping floor, replacement of the large refuse compactors and replacement of HVAC/Life Safety components.

Resources	LTD Actuals	2021 Revised	2022	2023	2024	2025	2026	2027	Total
Solid Waste Rates	4,962	250	4,656	2,042	2,952	300	1,300	300	16,762
Total:	4,962	250	4,656	2,042	2,952	300	1,300	300	16,762
Fund Appropriations / Allocations ¹	LTD Actuals	2021 Revised	2022	2023	2024	2025	2026	2027	Total
Solid Waste Fund	4,962	250	4,656	2,042	2,952	300	1,300	300	16,762
Total:	4,962	250	4,656	2,042	2,952	300	1,300	300	16,762

O&M Impacts: This is an ongoing program and any O&M needed as a result of this program is included in SPU's Operating Budget.

North Transfer Station Rebuild

Project No:	MC-SU-C2306	BSL Code:	BC-SU-C230B
Project Type:	Discrete	BSL Name:	New Facilities
Project Category:	Improved Facility	Location:	N. 34th St.
Current Project Stage:	Stage 6 - Closeout	Council District:	Council District 4
Start/End Date:		Neighborhood District:	Lake Union
Total Project Cost:	\$111,015	Urban Village:	Not in an Urban Village

The project constructs a new North Recycling and Disposal Station to replace the existing, aging facility. The new facility will meet customer and employee needs, regulatory requirements, and waste management goals for at least the next 50 years. Safety, operational, and capacity concerns at the existing transfer station necessitate building a new facility. The new facility will benefit the public by providing reliable transfer of solid waste from the City and preventing the accumulation of waste and unsanitary conditions within the City.

Resources	LTD Actuals	2021 Revised	2022	2023	2024	2025	2026	2027	Total
Solid Waste Rates	110,231	-	-	-	-	-	-	-	110,231
Total:	110,231	-	-	-	-	-	-	-	110,231
Fund Appropriations / Allocations ¹	LTD Actuals	2021 Revised	2022	2023	2024	2025	2026	2027	Total
Solid Waste Fund	110,231	-	-	-	-	-	-	-	110,231
Total:	110,231	-	-	-	-	-	-	-	110,231

O&M Impacts: Any O&M needed as a result of this project is included in SPU's Operating Budget.

South Park Development

Project No:	MC-SU-C2304	BSL Code:	BC-SU-C230B
Project Type:	Discrete	BSL Name:	New Facilities
Project Category:	Improved Facility	Location:	8100 2nd Ave S
Current Project Stage:	Stage 3 - Design	Council District:	Council District 1
Start/End Date:	2007 - 2026	Neighborhood District:	Greater Duwamish
Total Project Cost:	\$22,377	Urban Village:	Greater Duwamish

This project studies, plans, designs and constructs remediation of the historic South Park Landfill site to minimize environmental impacts. SPU owns a portion of the site on which the landfill once operated, and was a historic operator of the landfill at one time. This project will meet the requirements of a Consent Decree with the Washington Department of Ecology for remediation of the historic South Park Landfill. This project is tied to the STS 2 project and some redesign of remedial elements will be required and construction has been delayed three years to 2023.

Resources	LTD Actuals	2021 Revised	2022	2023	2024	2025	2026	2027	Total
Solid Waste Rates	5,836	6,000	600	7,100	6,800	500	100	-	26,936
Total:	5,836	6,000	600	7,100	6,800	500	100	-	26,936
Fund Appropriations / Allocations ¹	LTD Actuals	2021 Revised	2022	2023	2024	2025	2026	2027	Total
Solid Waste Fund	5,836	6,000	600	7,100	6,800	500	100	-	26,936
Total:	5,836	6,000	600	7,100	6,800	500	100	-	26,936

O&M Impacts: Any O&M needed as a result of this project will be included and/or identified as part of SPU's Operating Budget.

South Recycling Center

Project No:	MC-SU-C2302	BSL Code:	BC-SU-C230B
Project Type:	Discrete	BSL Name:	New Facilities
Project Category:	Improved Facility	Location:	8100 2nd AVE S
Current Project Stage:	Stage 3 - Design	Council District:	Council District 1
Start/End Date:	2006 - 2025	Neighborhood District:	Greater Duwamish
Total Project Cost:	\$43,202	Urban Village:	Greater Duwamish

SPU postponed South Transfer Station phase construction and a smaller project is proceeding to complete cleanup work at the old South Park Landfill. SPU decided to postpone development plans (including the construction of the recycling facility) to allow a more holistic evaluation of future needs and job opportunities that best support our zero-waste vision. A recycling facility may still be included in the future plans, but partial development of the site at this time could severely limit what we can do in the future. The scope of the project has been reduced to only include the remediation of the South Park Landfill (required under a Consent Decree), minimal operational improvements, and a path along 5th Avenue to mitigate the street vacation at the new South Transfer Station. The reduced STS2 project will be designed during 2021-2022 and constructed in 2023.

Future site development plans will happen over the next 5 years in a parallel process.

Resources	LTD Actuals	2021 Revised	2022	2023	2024	2025	2026	2027	Total
Solid Waste Rates	7,373	16,177	900	3,867	5,236	3,347	103	-	37,002
Water Rates	-	(1,500)	-	-	-	-	-	-	(1,500)
Total:	7,373	14,677	900	3,867	5,236	3,347	103	-	35,502
Fund Appropriations / Allocations ¹	LTD Actuals	2021 Revised	2022	2023	2024	2025	2026	2027	Total
Solid Waste Fund	7,373	14,677	900	3,867	5,236	3,347	103	-	35,502
Total:	7,373	14,677	900	3,867	5,236	3,347	103	-	35,502

O&M Impacts: Any O&M needed as a result of this project will be included and/or identified as part of SPU's Operating Budget.

SW Comprehensive Plan Update

Project No:	MC-SU-C2407	BSL Code:	BC-SU-C240B
Project Type:	Ongoing	BSL Name:	Rehabilitation & Heavy Equipment
Project Category:	Improved Facility	Location:	Citywide
Current Project Stage:	N/A	Council District:	Multiple
Start/End Date:	N/A	Neighborhood District:	Multiple
Total Project Cost:	N/A	Urban Village:	Multiple

A Seattle Solid Waste Management Plan is required by Washington State Code. The plan must be updated every five years. The Comprehensive Plan guides the City's solid waste management.

Resources	LTD Actuals	2021 Revised	2022	2023	2024	2025	2026	2027	Total
Solid Waste Rates	490	25	100	50	100	250	150	50	1,215
Total:	490	25	100	50	100	250	150	50	1,215

Fund Appropriations / Allocations ¹	LTD Actuals	2021 Revised	2022	2023	2024	2025	2026	2027	Total
Solid Waste Fund	490	25	100	50	100	250	150	50	1,215
Total:	490	25	100	50	100	250	150	50	1,215

O&M Impacts: Any O&M needed as a result of this project will be included and/or identified as part of SPU's Operating Budget.

Seattle Public Utilities

Water

Overview

SPU delivers an average of approximately 124 million gallons of drinking water per day to 1.5 million people and businesses in Seattle and 21 suburban water districts and municipalities, plus the Cascade Water Alliance. The water system infrastructure includes:

- The Cedar and South Fork Tolt supply sources (dams, reservoirs, etc.);
- Three groundwater wells;
- Two primary water treatment plants;
- 11 booster chlorination facilities;
- 325 million gallons of treated water storage;
- 30 pump stations;
- 1,823 miles of transmission and distribution system pipelines;
- Almost 200,000 meters and service connections;
- More than 17,000 distribution system valves;
- About 19,000 hydrants;
- Monitoring and control systems; and,
- Various buildings and other related facilities.

In addition to replacing and improving the supply, treatment, transmission and distribution systems, the capital program includes investments in watershed stewardship projects, Cedar River Watershed Habitat Conservation Plan implementation, water conservation programs, vehicles, heavy equipment, and technology.

Planned spending in the Water Capital Improvement Program (CIP) is \$757 million over the next six years. Major projects include:

- Water system improvements associated with transportation projects, including Move Seattle; Madison Street Bus Rapid Transit; East Marginal Way Heavy Haul Corridor; Roosevelt Eastlake Rapid Ride;
- Operational and Regional Facility construction;
- Replacement of the Bitter Lake and Lake Forest Park Reservoirs covers;
- Seismic upgrades of the Eastside and Riverton Reservoirs, Magnolia Tank, and the Cedar River Transmission Pipeline near Renton;
- Pump station improvements at Spokane Pump Station;
- Addressing a slide area through which the Tolt Pipelines pass, upstream of the Tolt Treatment Plant.

The 2022-2027 Proposed CIP also includes many ongoing programs, such as improving the distribution and transmission system water mains, valves, steel storage tanks, and pump stations; watershed stewardship and conservation projects and programs; and facilities, vehicles, and heavy equipment investments. In addition, it includes continued funding for the water system seismic improvement program and funding for dam safety studies and upgrade projects.

SPU funds Water capital projects through a combination of cash and the issuance of bonds. The primary source of cash and debt repayment funds come from sale of water charged to retail and wholesale customers in the region. SPU's approved 2019 Water System Plan, a Washington Department of Health (WDOH) regulatory requirement, describes how SPU meets current and future water demands, ensures

2022-2027 Proposed Capital Improvement Program

high quality drinking water, and invests in and maintains its water system at the lowest life-cycle cost for the next 20 years.

Thematic Priorities

The overarching goal of the Water CIP is to ensure that the water system is properly maintained, upgraded, and expanded to reliably deliver high-quality, safe drinking water to customers, protect the environment, and comply with regulations. The primary themes driving the CIP in the next six years are asset preservation, health and human safety, environmental sustainability, and race and social justice.

- SPU is committed to making **asset preservation** investments to create or enhance operational efficiency. SPU uses asset management principles to determine the timing of rehabilitation or replacement of its infrastructure. Projects that fall into this category vary, ranging from water main replacement related to transportation projects to rehabilitation of steel storage facilities.
- SPU’s commitment to **health and human safety** is also addressed through SPU’s reservoir covering projects. Consistent with Ordinance 120899 and required by state regulators, SPU has finished replacing its open finished drinking water reservoirs with underground structures that will improve water quality and system security. Additionally, SPU will begin constructing new covers on the Lake Forest Park and Bitter Lake reservoirs to replace the existing floating covers that will have reached the end of their useful life. Finally, as a result of a recently completed seismic study, two reservoirs will remain uncovered – Roosevelt and Volunteer – and are disconnected from the drinking water system, filled with treated water and available for emergency storage needs after major emergencies such as earthquakes.
- SPU is committed to **environmental sustainability**. This can best be seen in SPU’s responsibilities as outlined in the 50-year Habitat Conservation Plan (HCP), an agreement between local, state and federal agencies. The HCP seeks to ensure the long-term ecological integrity of the Cedar River Watershed, which supplies the majority of the City’s drinking water. It simultaneously addresses the needs of protected wildlife species in and along the Cedar River. Investments in the regional conservation and low-income conservation programs also help in management of our natural resources, while helping customers reduce their utility bills.
- SPU is also committed to **race and social justice**. One example of this commitment is the Low-Income Water Conservation Program. This ongoing program provides water use efficiency resources to the City’s low-income customers to implement water conservation measures. Typical improvements consist of installing water-efficient fixtures, primarily low water use toilets, but also faucet aerators and common-area efficient clothes washers.

Project Selection Criteria

SPU identifies candidate capital projects from several sources – planning (e.g., comprehensive plans, program plans), external projects and opportunities, and emergencies or other unexpected events. Under SPU’s Asset Management system, projects must be justified through a business case process that

establishes that a problem or opportunity is timely and important, and that the proposed solution is superior to alternatives based on a triple bottom line analysis (economic, environmental and social) of life cycle costs and benefits. The process also recognizes that a project may be a “must do” project (e.g., required by regulation).

SPU prioritizes its capital projects into three categories – Priorities 1, 2 and 3, with 1 being the most important and critical. Some projects are part of an externally driven project. Typically, SPU lacks control over the timing of externally driven projects.

Priority rankings are based on the following set of criteria:

- **Regulatory Mandates, Legal Agreements:** The degree to which a project is driven by federal, state, and local laws, permit and regulatory requirements, and consent decrees; as well as by legal agreements with public and private parties. Examples of highly ranked projects in this category include the dam safety upgrades and the Habitat Conservation Program.
- **External Drivers:** SPU’s responsiveness to, or engagement with, projects of other Departments or Jurisdictions, and the specific mandates of the City Council and Mayor. Examples of highly ranked projects in this category include SR 520 Rest of the West phase and the Bitter Lake Reservoir improvement project.
- **Infrastructure:** How a project addresses infrastructure conditions or vulnerabilities. Examples of highly ranked projects in this category include watermain Rehabilitation, seismic upgrades and Tank Improvements programs.
- **Level of Service:** The importance of a project in providing or improving services to customers. Examples of highly ranked projects in this category include the Water Infrastructure – New Taps and Service Renewals programs.
- **Other Factors:** Other important factors include high net present value or cost-effectiveness, social or environmental benefits not otherwise captured, a project already in progress or near completion, limited time opportunity, demonstration projects, community visibility, outside funding.

Every project is rated against each criterion. Criteria ratings are then considered in determining an overall project priority ranking, using expert judgment (rather than a formula). Priority rankings for the CIP are determined by the leads for each Line of Business (LOB), with review by key internal stakeholders. The ranking scheme and criteria are the same for all LOBs and are approved by the SPU GM/CEO and Asset Management Committee. Project priority rankings are used to clarify and document which projects are most important (and why), to help determine which projects at the margin will be included or excluded (or deferred) from the CIP, and which projects should receive priority attention if a staff or financial resource constraint should arise.

In addition to SPU’s internal review process described above, most of SPU’s wholesale customers participate in an Operating Board, and through that Board, conduct an annual review of a subset of SPU’s CIP projects, particularly those involving regional assets and impacting wholesale rates.

CIP Spending by Major Category

(In '000s; total may not sum due to rounding)

Water Fund	2022	2023	2024	2025	2026	2027	Total
Distribution	35,688	44,375	50,675	51,248	59,406	70,448	311,840
Transmission	16,514	12,604	17,623	22,368	9,407	7,639	90,430
Watershed Stewardship	2,170	414	335	328	958	425	3,090
Water Quality & Treatment	3,605	2,120	5,261	23,750	20,250	23,000	63,143
Water Resources	7,053	10,646	9,989	30,970	28,375	15,764	36,797
Habitat Conservation Program	2,604	1,126	1,030	925	1,058	75	8,409
Shared Cost Projects	24,088	28,218	43,372	32,374	16,261	17,652	217,703
Technology	4,244	4,244	4,244	4,243	4,244	4,244	25,439
Grand Total	95,966	103,745	132,529	166,205	139,958	139,246	756,850

Distribution: Projects and programs in this category relate to rehabilitation and improvements to the City's water mains and appurtenances, water storage tanks, pump stations, and other facilities that are part of the system that distributes treated water throughout the City of Seattle and to retail customers outside of the City.

Decreases in the **Distribution BCL** in 2022 are primarily due to shifting seismic improvements and pump station improvements to later years in the 6-year CIP. These decreases are offset by increased investments in water main extension projects at multiple worksites across Seattle's retail area. In 2022 to 2027, the budget increases to rehabilitate and replace water mains because more of this large asset class is reaching the end of its service life.

Transmission: The purpose of this program category is to rehabilitate and improve the City's large transmission pipelines that bring untreated water to the treatment facilities and convey treated water from the treatment facilities to Seattle and to our wholesale customers that purchase a portion of SPU's supply for their retail customers.

Increases in the **Transmission BCL** in 2022 are primarily due to construction of an approximately 2550-foot-long section of rehabilitated raw water pipeline to re-establish functionality and dependability of this raw water transmission supply line through an area of historic slope instability and seismic vulnerability,

2022-2027 Proposed Capital Improvement Program

and scope changes for 430 Pipeline Improvement project that includes more pipeline length and mortar repairs after pipeline inspection.

Watershed Stewardship: Projects and programs in this category improve protection of our sources of drinking water, provide habitat protection and restoration, sustain the environment, and enhance environmental quality, both locally and regionally. Most of the projects in this program category are located within the Cedar and Tolt River municipal watersheds.

- The Cedar River Municipal Watershed is 90,638 acres of land owned by the City of Seattle and provides about 65% of the drinking water used by 1.5 million people in the greater Seattle area supplied by SPU. The City of Seattle is required by law to maintain a clean drinking water supply. To that end, the City restricts public access and management is guided by a Habitat Conservation Plan. The Cedar River Watershed is an unfiltered surface water supply which produces some of the best water in the world.
- The South Fork Tolt River Watershed is the second supply watershed in SPU’s freshwater supply system, providing roughly 35% of SPU’s drinking water supply. Located in the foothills of the Cascades in east King County, it first came on-line in 1964, and since 1989 has also supported a small Seattle City Light hydro-electric facility. The Tolt Treatment Facilities, which includes filtration, can provide up to 120 million gallons of drinking water per day.

Increases in the **Watershed Stewardship BCL** in 2022 are due largely to the S. Fork Tolt River Watershed, which is required to satisfy State regulatory requirements. In addition to providing fish passage, this program will reduce the potential for excessive sedimentation, catastrophic infrastructure (i.e. forest road) failure, and impacts to drinking water quality. The increase of \$425K in 2027 is for anticipated bridge replacement project and road work.

Water Quality and Treatment: The purpose of this program category is to construct, rehabilitate or improve water treatment facilities, and cover the remaining open water reservoirs. State and federal drinking water regulations and public health protection are key drivers of investments in this program category. To comply with regulations, SPU has invested hundreds of millions of dollars in building two new primary treatment facilities and covering two and burying five reservoirs that contain treated water that is distributed directly to Seattle retail and wholesale customers for drinking purposes.

The shift in the **Water Quality & Treatment BCL** in 2022-2024 to 2025-2027 is due to an updated cashflow projection for the Lake Forest Park Reservoir Covering Project and Bitter Lake Reservoir Covering Project. The plan is for another floating cover at Lake Forest Park instead of the aluminum roof previously considered. Construction of the Lake Forest Park Reservoir replacement cover began in 2021 and will be completed in 2022. The Bitter Lake Reservoir improvement is anticipated to start towards the end of 2023.

Water Resources: The purpose of this program category is to manage our water resources to meet anticipated demands and in-stream flow requirements – the amount of water provided to the river to support aquatic habitat, wetlands, riparian vegetation, and water quality – and to promote residential and commercial water conservation. The requirements for in-stream flows are detailed in agreements with state and federal agencies and include provisions for minimum stream flows in the Cedar and South Fork Tolt Rivers. Examples of the types of programs/projects in this category include the Dam Safety Program and Sockeye Broodstock Weir and other improvements associated with the hatchery and fish ladder.

Decreases in the **Water Resources BCL** in 2022 are due to the Broodstock Collection Facility Retrofit being delayed. The increase in 2023-27 are due to dam safety projects such as the Tolt Early Warning System Upgrade and Tolt Debris Boom, which are both to comply with Federal Energy Regulatory Commission (FERC) requirements. The \$25M increase in 2025 and 2026 are a result of projects under development in the Dam Safety program, one of which is also a FERC requirement.

Habitat Conservation Program: This program category includes projects and programs directly related to implementation of the Cedar River Watershed Habitat Conservation Plan. The Habitat Conservation Plan benefits the utility and the ratepayers it serves by providing legal certainty under the Endangered Species Act for the City's continued operations within the Cedar River Watershed, which supplies 65% of the SPU's drinking water. The Habitat Conservation Program requires SPU to invest \$100 million over 50 years, with \$60 million in the first decade, on approximately 30 capital projects and 60 O&M activities in three areas: management of in-stream flows for people and fish, forest and land conservation activities, and mitigation for the blockage of salmon and steelhead fish as they return to the Cedar River to spawn. The Water Fund's CIP projects in this area are grouped into eight categories: road improvements and decommissioning, stream and riparian restoration, upland forest restoration, Landsburg fish passage, Cedar River sockeye hatchery, improvements to the Ballard Locks for fish passage and water conservation, fish habitat protection and restoration in the lower Cedar River below the municipal watershed boundary, and evaluation of Cedar permanent dead storage in Chester Morse Lake.

Increases in the **Habitat Conservation Program BCL** in 2022 are due to the Downstream Fish Habitat program. These funds will be expended on land acquisition and restoration to improve salmon habitat as part of the Cedar River HCP commitments. All expenditures except for those offset by grant revenue are HCP mitigation requirements.

Shared Cost Projects: This program includes individual capital improvement projects which typically benefit multiple lines of business (e.g., the water line of business and the drainage and wastewater line of business) and whose costs are "shared," or paid for, by more than one of SPU's utility funds. For the next six years, the Shared Cost program includes funding for several interdepartmental programs and projects including Move Seattle, SR520 Rest of the West and the Roosevelt Eastlake Rapid Ride. Funding is also included for SPU's Heavy Equipment Purchases and several smaller projects.

Decrease in the **Shared Cost Projects BCL** in 2022 is primarily due to delays in the Center City Streetcar. Projects in the Move Seattle Levy, heavy equipment purchases and other facility construction projects such as retrofits/upgrades to older operational buildings are continued in the out-years.

Technology: The Technology capital portfolio is managed in six program areas, which provide a department-wide view of technology investments to address SPU's strategic, business, and City-wide priorities. These areas are:

- Customer Contact and Billing
- Enterprise Information Management
- IT Infrastructure
- Project Delivery & Performance
- Science & System Performance
- Asset Information Management

Investments in 2022 address several of SPU’s key initiatives, including:

- Financial Management and Internal Controls
- Operational Excellence and Performance Management
- An Easy and Engaged Customer Experience
- Data-driven Decision Support
- Project Delivery/Project Controls

In 2022, SPU will focus its technology spending on the highest priority business needs. These projects would primarily be within the Customer Contact and Billing Program, Project Delivery and Performance Program, as well as the Asset Information Management Program.

With the New Customer Information System already in place, the next major projects for SPU within the Customer Contact and Billing Program would be the Utilities CSS Portal project as well as other projects such as CIS Workflow and the CIS Reporting. Other projects slated would be enhancements to SPU’s Enterprise Project Management System (EPMS) as well as the Development Systems Integration project, along with other projects that have been deferred in previous years

CIP Revenue Sources

SPU’s Water CIP is funded largely by Water ratepayers. About 75% of the Water Fund’s Operating revenues come from retail ratepayers, split approximately evenly between residential and commercial customers. Another 20% of the Water Fund’s overall revenues come from wholesale purveyors who serve surrounding jurisdictions. The remaining 5% consists of non-rate revenue, which include such items as tap fees received. SPU issues bonds, serviced by ratepayers, which in the current period covers 70% of the CIP, with the remainder funded by cash, i.e.: directly by ratepayer revenue.

SPU actively seeks grants, low interest loans, and other funding sources whenever possible. And, as mentioned above, SPU also receives payments from developers that are intended to offset the cost of installing new taps when they connect newly constructed buildings to SPU watermain. These “tap fees” are a volatile revenue source, trending with the construction-related sectors of the economy.

Summary of Upcoming Budget Issues and Challenges

These important issues create financial challenges and opportunities for the Water Fund in the future.

Water Conservation: The City of Seattle, Seattle residents and businesses, and Seattle’s wholesale water partners have worked together to reduce water consumption. As a result, consumption has declined since the 1980’s and is projected to flatten out. In 2018, consumption was 30% below the peak of 1984, despite serving a larger population. Seattle currently has some of the lowest per capita water consumption in the nation. While this accomplishment helps contribute to a sustainable future for the region, it puts financial pressure on the utility because fixed costs, including the costs of the CIP, need to be distributed across fewer units of water sold. This trend also puts pressure on SPU management and employees to deliver services as efficiently as possible. In the future, it may also influence water rate design.

Transitioning from Major Projects toward Asset Management: The Water Fund continues its transition from a period of building large capital projects to a time of physical infrastructure rehabilitation including

2022-2027 Proposed Capital Improvement Program

those driven by dam safety regulations and seismic upgrades. Past investments include water treatment facilities for the Tolt and Cedar water supplies, coverings for seven open reservoirs in response to federal/state regulations, construction of a second pipeline for the Tolt system, and investments to meet federal requirements embodied in the Cedar River Watershed Habitat Conservation Plan. These investments helped secure the supply and distribution of high-quality drinking water and provide appropriate stewardship of the watersheds consistent with federal and state requirements.

The City of Seattle is now better positioned than many water utilities in the nation in terms of regulatory compliance. Residents, businesses and rate payers will benefit from these investments for years to come. Although the focus will shift from major projects to physical infrastructure rehabilitation, the utility will be paying debt service over the next several budget cycles on the bonds that were issued for these major projects. Against the backdrop of these trends, the 2022-2027 Water CIP has been developed to:

- Provide for water system modifications associated with various Seattle and regional transportation projects;
- Recognize the need to look harder at the water system’s resiliency in a major earthquake event and begin to make strategic investments to reduce risk;
- Preserve the transmission and distribution systems through careful investment in aging infrastructure renewal;
- Provide stewardship of the watersheds, to ensure a reliable source of high-quality drinking water;
- Comply with federal and state regulations governing water quality, system reliability, and habitat protection in the watersheds in which SPU operates; and
- Prioritize projects to deliver on infrastructure and regulatory requirements within the limited resources of the Water Fund.

Future Projects/What is on the Horizon

The Water CIP has completed a multi-decade period of investments in major infrastructure projects. These projects have positioned SPU to meet drinking water quality and environmental regulations. Projects have included the Tolt and Cedar Water Treatment Facilities, Tolt Pipeline 2, Reservoir Covering Program, the Cedar River Watershed HCP, and a new Water Quality Laboratory. SPU has also made a major reinvestment in the Supervisory Control and Data Acquisition System which is used to monitor and control the regional and retail water system. However, these investments have also led to increasing debt service payments that constrain future budgets.

The 6-year CIP funds the work to replace covers at the Lake Forest Park and Bitter Lake reservoirs, address the Tolt Pipelines slide area, and construct Operational and Regional Facilities. Beyond these projects, emphasis will be on asset management-based rehabilitation and replacement of distribution system infrastructure (e.g., mains, valves, hydrants, meters), as well as water system infrastructure improvements related to transportation projects, such as the Move Seattle Levy.

Additionally, SPU recognizes the need to look harder at the water system’s resiliency in a major earthquake event and begin to make strategic investments to reduce risk. SPU completed a seismic analysis in 2018 that defined recovery time to agreed levels of service and developed a prioritized list of recommended investments to improve resiliency. Initial funding to begin implementation of those improvements is included in this capital program (Eastside and Riverton Reservoirs, Magnolia Tank, and the Cedar River Transmission Pipeline near Renton) while others will be developed over the course of the

next several decades. Likewise, initial funding to plan and begin implementation of Dam Safety programs, including those tied to regulatory requirements and seismic risk, are included in this capital program.

Ballard Locks Improvements

Project No:	MC-SU-C1606	BSL Code:	BC-SU-C160B
Project Type:	Discrete	BSL Name:	Habitat Conservation Program
Project Category:	Improved Facility	Location:	NW 54th St 30th Ave NW
Current Project Stage:	Stage 5 - Construction	Council District:	Council District 6
Start/End Date:	2000 - 2025	Neighborhood District:	Ballard
Total Project Cost:	\$1,302	Urban Village:	Ballard-Interbay Northend

This project provides improvements at the Ballard Locks to upgrade conditions for salmon. Improvements are focused on conserving the amount of freshwater needed to operate the locks to reduce the demand for freshwater from the Cedar River and increase the availability of freshwater for salmon. This project is a requirement of the Cedar River Habitat Conservation Plan (HCP).

Resources	LTD Actuals	2021 Revised	2022	2023	2024	2025	2026	2027	Total
Water Rates	503	160	165	170	175	180	185	-	1,538
Total:	503	160	165	170	175	180	185	-	1,538
Fund Appropriations / Allocations ¹	LTD Actuals	2021 Revised	2022	2023	2024	2025	2026	2027	Total
Water Fund	503	160	165	170	175	180	185	-	1,538
Total:	503	160	165	170	175	180	185	-	1,538

O&M Impacts: Any O&M needed as a result of this project will be included and/or identified as part of SPU's Operating Budget.

¹Funds are appropriated through the Adopted Budget at the Budget Summary Level. All Amounts shown above are in thousands of dollars

Beacon Reservoir Seismic

Project No:	MC-SU-C1408	BSL Code:	BC-SU-C140B
Project Type:	Discrete	BSL Name:	Water Quality & Treatment
Project Category:	Improved Facility	Location:	S Spokane St and Beacon Ave S
Current Project Stage:	Stage 5 - Construction	Council District:	Council District 2
Start/End Date:	2001 - 2019	Neighborhood District:	Greater Duwamish
Total Project Cost:	\$11,601	Urban Village:	Not in an Urban Village

This project includes Seismic Retrofits at Beacon Reservoir using the Soil-Structure Interaction Seismic Analysis approach for design to determine its seismic performance during ground shaking and to assess whether or not a seismic deficiency exists.

Resources	LTD Actuals	2021 Revised	2022	2023	2024	2025	2026	2027	Total
Water Rates	11,342	-	-	-	-	-	-	-	11,342
Total:	11,342	-	-	-	-	-	-	-	11,342
Fund Appropriations / Allocations ¹	LTD Actuals	2021 Revised	2022	2023	2024	2025	2026	2027	Total
Water Fund	11,342	-	-	-	-	-	-	-	11,342
Total:	11,342	-	-	-	-	-	-	-	11,342

O&M Impacts: Any O&M needed as a result of this project will be included and/or identified as part of SPU's Operating Budget.

Cathodic Protection

Project No:	MC-SU-C1208	BSL Code:	BC-SU-C120B
Project Type:	Ongoing	BSL Name:	Transmission
Project Category:	Improved Facility	Location:	Citywide
Current Project Stage:	N/A	Council District:	Multiple
Start/End Date:	N/A	Neighborhood District:	Multiple
Total Project Cost:	N/A	Urban Village:	Not in an Urban Village

This ongoing program installs corrosion protection systems that prevent external corrosion of water transmission pipelines located in Seattle and throughout King County. The cathodic protection systems extend the life of buried pipelines made of ductile iron, steel, and concrete cylinder pipe.

Resources	LTD Actuals	2021 Revised	2022	2023	2024	2025	2026	2027	Total
Water Rates	3,783	3,073	3,410	1,944	1,363	3,284	862	4,054	21,772
Total:	3,783	3,073	3,410	1,944	1,363	3,284	862	4,054	21,772

Fund Appropriations / Allocations¹	LTD Actuals	2021 Revised	2022	2023	2024	2025	2026	2027	Total
Water Fund	3,783	3,073	3,410	1,944	1,363	3,284	862	4,054	21,772
Total:	3,783	3,073	3,410	1,944	1,363	3,284	862	4,054	21,772

O&M Impacts: This is an ongoing program and any O&M needed as a result of this program is included in SPU's Operating Budget.

Cedar Bridges

Project No:	MC-SU-C1307	BSL Code:	BC-SU-C130B
Project Type:	Ongoing	BSL Name:	Watershed Stewardship
Project Category:	Improved Facility	Location:	Cedar River Watershed
Current Project Stage:	N/A	Council District:	Outside City of Seattle
Start/End Date:	N/A	Neighborhood District:	Not in a Neighborhood District
Total Project Cost:	N/A	Urban Village:	Not in an Urban Village

This ongoing program replaces aging bridges and related structures, such as abutments, asphalt approaches, and guardrails in the Cedar River Watershed. This project improves aging bridge assets on priority roads in the watershed transportation system to provide City employees, City contractors, and visitors with safe and adequate access to City water supply and hydroelectric assets while minimizing and reducing environmental impacts over time. Work in this program area also maintains compliance with state laws, safety and environmental regulations, and tribal access agreements including Washington Department of Natural Resources (WDNR) forest practice regulations, and Washington Department of Health (DOH) Watershed Protection Plan regulations.

Resources	LTD Actuals	2021 Revised	2022	2023	2024	2025	2026	2027	Total
Water Rates	1,787	950	400	10	100	135	351	322	4,055
Total:	1,787	950	400	10	100	135	351	322	4,055
Fund Appropriations / Allocations ¹	LTD Actuals	2021 Revised	2022	2023	2024	2025	2026	2027	Total
Water Fund	1,787	950	400	10	100	135	351	322	4,055
Total:	1,787	950	400	10	100	135	351	322	4,055

O&M Impacts: This is an ongoing program and any O&M needed as a result of this program is included in SPU's Operating Budget.

¹Funds are appropriated through the Adopted Budget at the Budget Summary Level. All Amounts shown above are in thousands of dollars

Chamber Upgrades-Distribution

Project No:	MC-SU-C1137	BSL Code:	BC-SU-C110B
Project Type:	Ongoing	BSL Name:	Distribution
Project Category:	Improved Facility	Location:	Citywide
Current Project Stage:	N/A	Council District:	Multiple
Start/End Date:	N/A	Neighborhood District:	Not in a Neighborhood District
Total Project Cost:	N/A	Urban Village:	Multiple

This ongoing program improves access to water distribution chambers throughout the water distribution system. The replacement and/or enlargement of the entrance to distribution chambers improves the health and safety of workers who need to access chambers and meets Occupational, Safety, and Health Administration (OSHA) and Washington Safety and Health Administration (WSHA) safety and health requirements.

Resources	LTD Actuals	2021 Revised	2022	2023	2024	2025	2026	2027	Total
Water Rates	255	60	5	5	5	5	5	5	345
Total:	255	60	5	5	5	5	5	5	345
Fund Appropriations / Allocations ¹	LTD Actuals	2021 Revised	2022	2023	2024	2025	2026	2027	Total
Water Fund	255	60	5	5	5	5	5	5	345
Total:	255	60	5	5	5	5	5	5	345

O&M Impacts: This is an ongoing program and any O&M needed as a result of this program is included in SPU's Operating Budget.

Dam Safety

Project No:	MC-SU-C1506	BSL Code:	BC-SU-C150B
Project Type:	Ongoing	BSL Name:	Water Resources
Project Category:	Improved Facility	Location:	Various
Current Project Stage:	N/A	Council District:	Outside City of Seattle
Start/End Date:	N/A	Neighborhood District:	Not in a Neighborhood District
Total Project Cost:	N/A	Urban Village:	Not in an Urban Village

This ongoing program maintains the safety of SPU's water supply dams in the Cedar River and South Fork Tolt River Municipal Watersheds and the in-town reservoir dams. Typical improvements may include, but are not limited to, upgrades to the dams' failure warning systems, spillways, outlet works, piping, and other civil, mechanical, and structural systems. This program ensures the continuing safe functioning, operation and monitoring of SPU's water supply dams and associated facilities per Federal Energy Regulatory Commission (FERC), state and local regulations, and SPU requirements to prevent loss of life and/or property damage and loss of SPU's ability to deliver reliable drinking water supply to its customers.

Resources	LTD Actuals	2021 Revised	2022	2023	2024	2025	2026	2027	Total
Water Rates	3,580	5,059	4,939	8,285	6,281	25,413	25,663	12,633	91,853
Total:	3,580	5,059	4,939	8,285	6,281	25,413	25,663	12,633	91,853

Fund Appropriations / Allocations ¹	LTD Actuals	2021 Revised	2022	2023	2024	2025	2026	2027	Total
Water Fund	3,580	5,059	4,939	8,285	6,281	25,413	25,663	12,633	91,853
Total:	3,580	5,059	4,939	8,285	6,281	25,413	25,663	12,633	91,853

O&M Impacts: This is an ongoing program and any O&M needed as a result of this program is included in SPU's Operating Budget.

¹Funds are appropriated through the Adopted Budget at the Budget Summary Level. All Amounts shown above are in thousands of dollars

Distribution Infrastructure

Project No:	MC-SU-C1138	BSL Code:	BC-SU-C110B
Project Type:	Ongoing	BSL Name:	Distribution
Project Category:	Improved Facility	Location:	Citywide
Current Project Stage:	N/A	Council District:	Multiple
Start/End Date:	N/A	Neighborhood District:	Multiple
Total Project Cost:	N/A	Urban Village:	Multiple

This ongoing program provides funding for modifications and relocations of existing Distribution System assets resulting from third party project impacts to Distribution System infrastructure located in the right-of-way or on public property. The costs are recovered from third parties and primarily other public utilities and agencies through Memorandums of Agreement and standard charges. This program covers all Distribution System modifications and relocations that are funded by third parties excluding Water main Extension project projects. The benefit of this project is accommodation of third party development by relocating or modifying existing Distribution System infrastructure, while retaining a Distribution System that continues to provide cost effective service to the ratepayer.

Resources	LTD Actuals	2021 Revised	2022	2023	2024	2025	2026	2027	Total
Water Rates	413	113	117	120	122	124	127	129	1,265
Total:	413	113	117	120	122	124	127	129	1,265
Fund Appropriations / Allocations ¹	LTD Actuals	2021 Revised	2022	2023	2024	2025	2026	2027	Total
Water Fund	413	113	117	120	122	124	127	129	1,265
Total:	413	113	117	120	122	124	127	129	1,265

O&M Impacts: This is an ongoing program and any O&M needed as a result of this program is included in SPU's Operating Budget.

Distribution System Improvements

Project No:	MC-SU-C1128	BSL Code:	BC-SU-C110B
Project Type:	Ongoing	BSL Name:	Distribution
Project Category:	Improved Facility	Location:	Citywide
Current Project Stage:	N/A	Council District:	Multiple
Start/End Date:	N/A	Neighborhood District:	Multiple
Total Project Cost:	N/A	Urban Village:	Multiple

This ongoing program improves service reliability, pressure, capacity, and fire flow in the City's water distribution system. Typical improvements may include, but are not limited to, booster pump station installation, creation of new service zones, and tank elevation or replacement, as well as additional water main pipelines and pressure reducing valves. These improvements to service levels meet Washington Department of Health (DOH) regulations and SPU's Distribution System Pressure Policy to provide greater than 20 psi service pressure. These improvements provide higher flow of water for fire protection which improves public safety and results in smaller and shorter fires.

Resources	LTD Actuals	2021 Revised	2022	2023	2024	2025	2026	2027	Total
Water Rates	244	2,350	2,498	1,798	2,270	2,000	2,000	4,000	17,161
Total:	244	2,350	2,498	1,798	2,270	2,000	2,000	4,000	17,161

Fund Appropriations / Allocations ¹	LTD Actuals	2021 Revised	2022	2023	2024	2025	2026	2027	Total
Water Fund	244	2,350	2,498	1,798	2,270	2,000	2,000	4,000	17,161
Total:	244	2,350	2,498	1,798	2,270	2,000	2,000	4,000	17,161

O&M Impacts: This is an ongoing program and any O&M needed as a result of this program is included in SPU's Operating Budget.

¹Funds are appropriated through the Adopted Budget at the Budget Summary Level. All Amounts shown above are in thousands of dollars

Distribution System In-Line Gate Valve

Project No:	MC-SU-C1136	BSL Code:	BC-SU-C110B
Project Type:	Ongoing	BSL Name:	Distribution
Project Category:	Improved Facility	Location:	Citywide
Current Project Stage:	N/A	Council District:	Multiple
Start/End Date:	N/A	Neighborhood District:	Multiple
Total Project Cost:	N/A	Urban Village:	Multiple

This ongoing program replaces line valves in the water distribution system throughout the City of Seattle that fail or are obsolete due to age or lack of replacement parts. The replacement of these gate valves extends the useful life of the water main and restores the performance of the water distribution system. This ongoing program also adds valves within the system to enhance system performance, enhance operational control, and reduce the number of customers whose service is interrupted during a water main shut down.

Resources	LTD Actuals	2021 Revised	2022	2023	2024	2025	2026	2027	Total
Water Rates	1,902	366	300	300	300	300	300	300	4,067
Total:	1,902	366	300	300	300	300	300	300	4,067
Fund Appropriations / Allocations¹	LTD Actuals	2021 Revised	2022	2023	2024	2025	2026	2027	Total
Water Fund	1,902	366	300	300	300	300	300	300	4,067
Total:	1,902	366	300	300	300	300	300	300	4,067

O&M Impacts: This is an ongoing program and any O&M needed as a result of this program is included in SPU's Operating Budget.

¹Funds are appropriated through the Adopted Budget at the Budget Summary Level. All Amounts shown above are in thousands of dollars

Distribution System Seismic Improvements

Project No:	MC-SU-C1139	BSL Code:	BC-SU-C110B
Project Type:	Ongoing	BSL Name:	Distribution
Project Category:	Rehabilitation or Restoration	Location:	Citywide
Current Project Stage:	N/A	Council District:	Multiple
Start/End Date:	N/A	Neighborhood District:	Multiple
Total Project Cost:	N/A	Urban Village:	Multiple

This ongoing program upgrade critical distribution facilities that are seismically vulnerable and will remain functional after a major earthquake. Facilities that will be upgraded include water storage reservoirs and tanks, pump stations, pipelines and support facilities. The upgrades are scheduled to occur over a 50-year plus time frame.

Resources	LTD Actuals	2021 Revised	2022	2023	2024	2025	2026	2027	Total
Water Rates	-	1,500	600	1,500	2,000	1,400	1,000	1,275	9,275
Total:	-	1,500	600	1,500	2,000	1,400	1,000	1,275	9,275
Fund Appropriations / Allocations ¹	LTD Actuals	2021 Revised	2022	2023	2024	2025	2026	2027	Total
Water Fund	-	1,500	600	1,500	2,000	1,400	1,000	1,275	9,275
Total:	-	1,500	600	1,500	2,000	1,400	1,000	1,275	9,275

O&M Impacts: This is an ongoing program and any O&M needed as a result of this program is included in SPU's Operating Budget.

Downstream Fish Habitat

Project No:	MC-SU-C1607	BSL Code:	BC-SU-C160B
Project Type:	Discrete	BSL Name:	Habitat Conservation Program
Project Category:	Improved Facility	Location:	Cedar River Watershed
Current Project Stage:	Stage 5 - Construction	Council District:	Outside City of Seattle
Start/End Date:	2008 - 2024	Neighborhood District:	Not in a Neighborhood District
Total Project Cost:	\$17,456	Urban Village:	Not in an Urban Village

This project provides protection and restoration of fish habitat along the lower Cedar River, below the City's municipal watershed boundary at the Landsburg Dam and includes both acquisition of habitat lands and habitat restoration on the main stem of the Cedar River. This project is a requirement of the Cedar River Habitat Conservation Plan (HCP).

Resources	LTD Actuals	2021 Revised	2022	2023	2024	2025	2026	2027	Total
Water Rates	16,397	150	1,070	4	-	-	-	-	17,621
Total:	16,397	150	1,070	4	-	-	-	-	17,621
Fund Appropriations / Allocations ¹	LTD Actuals	2021 Revised	2022	2023	2024	2025	2026	2027	Total
Water Fund	16,397	150	1,070	4	-	-	-	-	17,621
Total:	16,397	150	1,070	4	-	-	-	-	17,621

O&M Impacts: Any O&M needed as a result of this project will be included and/or identified as part of SPU's Operating Budget.

Environmental Stewardship

Project No:	MC-SU-C1301	BSL Code:	BC-SU-C130B
Project Type:	Ongoing	BSL Name:	Watershed Stewardship
Project Category:	Improved Facility	Location:	Citywide
Current Project Stage:	N/A	Council District:	Multiple
Start/End Date:	N/A	Neighborhood District:	Multiple
Total Project Cost:	N/A	Urban Village:	Not in an Urban Village

This ongoing program provides improvements to facilities and remediation for identified soil contamination at various locations in City watershed areas, railroad right-of-way, and transmission pipelines.

Resources	LTD Actuals	2021 Revised	2022	2023	2024	2025	2026	2027	Total
Water Rates	1,061	283	292	404	235	193	607	103	3,177
Total:	1,061	283	292	404	235	193	607	103	3,177
Fund Appropriations / Allocations ¹	LTD Actuals	2021 Revised	2022	2023	2024	2025	2026	2027	Total
Water Fund	1,061	283	292	404	235	193	607	103	3,177
Total:	1,061	283	292	404	235	193	607	103	3,177

O&M Impacts: This is an ongoing program and any O&M needed as a result of this program is included in SPU's Operating Budget.

Hatchery Works

Project No:	MC-SU-C1511	BSL Code:	BC-SU-C150B
Project Type:	Ongoing	BSL Name:	Water Resources
Project Category:	Improved Facility	Location:	Cedar River Watershed
Current Project Stage:	N/A	Council District:	Outside City of Seattle
Start/End Date:	N/A	Neighborhood District:	Not in a Neighborhood District
Total Project Cost:	N/A	Urban Village:	Not in an Urban Village

This ongoing program provides improvements to the sockeye salmon hatchery, including improvements to the Broodstock collection facility, improvements to the hatchery spring water pumps, improvements to adult holding ponds, and additions for water redundancy. These facilities are a requirement of the Landsburg Mitigation Agreement and the Muckleshoot Settlement Agreement.

Resources	LTD Actuals	2021 Revised	2022	2023	2024	2025	2026	2027	Total
Water Rates	1,355	4,754	50	250	1,250	3,050	-	-	10,709
Total:	1,355	4,754	50	250	1,250	3,050	-	-	10,709
Fund Appropriations / Allocations ¹	LTD Actuals	2021 Revised	2022	2023	2024	2025	2026	2027	Total
Water Fund	1,355	4,754	50	250	1,250	3,050	-	-	10,709
Total:	1,355	4,754	50	250	1,250	3,050	-	-	10,709

O&M Impacts: This is an ongoing program and any O&M needed as a result of this program is included in SPU's Operating Budget.

Instream Flow Management Studies

Project No:	MC-SU-C1608	BSL Code:	BC-SU-C160B
Project Type:	Ongoing	BSL Name:	Habitat Conservation Program
Project Category:	Improved Facility	Location:	Cedar River Watershed
Current Project Stage:	N/A	Council District:	Outside City of Seattle
Start/End Date:	N/A	Neighborhood District:	Not in a Neighborhood District
Total Project Cost:	N/A	Urban Village:	Not in an Urban Village

This ongoing program provides research and monitoring to examine the effects of instream flows on salmon species in the Cedar River. This ongoing program monitors flow compliance, verifies accretion flows downstream of Landsburg, improves flow-switching criteria, and develops a better understanding of relationships between stream flow and aquatic habitat. This ongoing program is a requirement of the Cedar River Habitat Conservation Plan (HCP).

Resources	LTD Actuals	2021 Revised	2022	2023	2024	2025	2026	2027	Total
Water Rates	1,849	100	100	100	100	100	100	-	2,449
Total:	1,849	100	100	100	100	100	100	-	2,449
Fund Appropriations / Allocations ¹	LTD Actuals	2021 Revised	2022	2023	2024	2025	2026	2027	Total
Water Fund	1,849	100	100	100	100	100	100	-	2,449
Total:	1,849	100	100	100	100	100	100	-	2,449

O&M Impacts: This is an ongoing program and any O&M needed as a result of this program is included in SPU's Operating Budget.

Multiple Utility Relocation

Project No:	MC-SU-C1133	BSL Code:	BC-SU-C110B
Project Type:	Ongoing	BSL Name:	Distribution
Project Category:	Improved Facility	Location:	Citywide
Current Project Stage:	N/A	Council District:	Multiple
Start/End Date:	N/A	Neighborhood District:	Multiple
Total Project Cost:	N/A	Urban Village:	Multiple

This ongoing program provides funding for necessary modifications to the location and depth of water pipes when they come into conflict with street improvements or other utility projects. The benefit is continued water service to customers while accommodating transportation and other needs in the street right-of-way.

Resources	LTD Actuals	2021 Revised	2022	2023	2024	2025	2026	2027	Total
Water Rates	1	1,000	500	500	500	500	500	500	4,001
Total:	1	1,000	500	500	500	500	500	500	4,001
Fund Appropriations / Allocations ¹	LTD Actuals	2021 Revised	2022	2023	2024	2025	2026	2027	Total
Water Fund	1	1,000	500	500	500	500	500	500	4,001
Total:	1	1,000	500	500	500	500	500	500	4,001

O&M Impacts: This is an ongoing program and any O&M needed as a result of this program is included in SPU's Operating Budget.

Pump Station Improvements

Project No:	MC-SU-C1135	BSL Code:	BC-SU-C110B
Project Type:	Ongoing	BSL Name:	Distribution
Project Category:	Improved Facility	Location:	Citywide
Current Project Stage:	N/A	Council District:	Multiple
Start/End Date:	N/A	Neighborhood District:	Multiple
Total Project Cost:	N/A	Urban Village:	Multiple

This ongoing program makes improvements to water pump stations by replacing electric motors, starters, control systems, and other elements. The benefit is improved reliability of water pump stations which in turn reduces the likelihood of large scale water outages.

Resources	LTD Actuals	2021 Revised	2022	2023	2024	2025	2026	2027	Total
Water Rates	1,581	1,296	778	4,862	6,814	618	450	450	16,849
Total:	1,581	1,296	778	4,862	6,814	618	450	450	16,849
Fund Appropriations / Allocations ¹	LTD Actuals	2021 Revised	2022	2023	2024	2025	2026	2027	Total
Water Fund	1,581	1,296	778	4,862	6,814	618	450	450	16,849
Total:	1,581	1,296	778	4,862	6,814	618	450	450	16,849

O&M Impacts: This is an ongoing program and any O&M needed as a result of this program is included in SPU's Operating Budget.

¹Funds are appropriated through the Adopted Budget at the Budget Summary Level. All Amounts shown above are in thousands of dollars

Purveyor Meters Replace-SPU

Project No:	MC-SU-C1206	BSL Code:	BC-SU-C120B
Project Type:	Ongoing	BSL Name:	Transmission
Project Category:	Improved Facility	Location:	Regional
Current Project Stage:	N/A	Council District:	Multiple
Start/End Date:	N/A	Neighborhood District:	Multiple
Total Project Cost:	N/A	Urban Village:	Not in an Urban Village

This ongoing program installs new meters for Seattle's wholesale customers at the customer's request. In addition, existing meters are upgraded to current safety standards. The benefits are accurate metering and billing for Seattle's wholesale customers while meeting their water needs.

Resources	LTD Actuals	2021 Revised	2022	2023	2024	2025	2026	2027	Total
Water Rates	204	226	100	100	110	120	130	135	1,125
Total:	204	226	100	100	110	120	130	135	1,125

Fund Appropriations / Allocations ¹	LTD Actuals	2021 Revised	2022	2023	2024	2025	2026	2027	Total
Water Fund	204	226	100	100	110	120	130	135	1,125
Total:	204	226	100	100	110	120	130	135	1,125

O&M Impacts: This is an ongoing program and any O&M needed as a result of this program is included in SPU's Operating Budget.

Regional Water Conservation

Project No:	MC-SU-C1504	BSL Code:	BC-SU-C150B
Project Type:	Ongoing	BSL Name:	Water Resources
Project Category:	Improved Facility	Location:	Citywide and Regional
Current Project Stage:	N/A	Council District:	Multiple
Start/End Date:	N/A	Neighborhood District:	Multiple
Total Project Cost:	N/A	Urban Village:	Multiple

This ongoing program provides customer incentives for residential, commercial, institutional, and industrial water efficiency capital improvements. Typical examples include, but are not limited to, water efficient toilets and urinals, clothes washers, landscape irrigation devices, upgrades in industrial process water, and replacing water-cooled equipment with air-cooled versions. The program benefits both existing and future ratepayers. Water conservation provides low-cost options for meeting potential challenges from climate change, managing Seattle's drinking water resources, and customer efficiency and potential cost savings on water bills.

Resources	LTD Actuals	2021 Revised	2022	2023	2024	2025	2026	2027	Total
Water Rates	26,584	1,780	1,183	1,212	1,243	1,274	1,306	1,338	35,920
Total:	26,584	1,780	1,183	1,212	1,243	1,274	1,306	1,338	35,920

Fund Appropriations / Allocations ¹	LTD Actuals	2021 Revised	2022	2023	2024	2025	2026	2027	Total
Water Fund	26,584	1,780	1,183	1,212	1,243	1,274	1,306	1,338	35,920
Total:	26,584	1,780	1,183	1,212	1,243	1,274	1,306	1,338	35,920

O&M Impacts: This is an ongoing program and any O&M needed as a result of this program is included in SPU's Operating Budget.

¹Funds are appropriated through the Adopted Budget at the Budget Summary Level. All Amounts shown above are in thousands of dollars

Replace Air Valve Chambers

Project No:	MC-SU-C1209	BSL Code:	BC-SU-C120B
Project Type:	Ongoing	BSL Name:	Transmission
Project Category:	Improved Facility	Location:	Citywide
Current Project Stage:	N/A	Council District:	Multiple
Start/End Date:	N/A	Neighborhood District:	Multiple
Total Project Cost:	N/A	Urban Village:	Not in an Urban Village

This ongoing program improves access to the chambers located throughout the transmission water system. The replacement and enlargement of the entrance to transmission chambers increase the safety for workers that need to enter the chambers twice per year.

Resources	LTD Actuals	2021 Revised	2022	2023	2024	2025	2026	2027	Total
Water Rates	1,109	242	140	145	150	155	160	165	2,265
Total:	1,109	242	140	145	150	155	160	165	2,265
Fund Appropriations / Allocations ¹	LTD Actuals	2021 Revised	2022	2023	2024	2025	2026	2027	Total
Water Fund	1,109	242	140	145	150	155	160	165	2,265
Total:	1,109	242	140	145	150	155	160	165	2,265

O&M Impacts: This is an ongoing program and any O&M needed as a result of this program is included in SPU's Operating Budget.

¹Funds are appropriated through the Adopted Budget at the Budget Summary Level. All Amounts shown above are in thousands of dollars

Reservoir Covering-Bitter Lake

Project No:	MC-SU-C1419	BSL Code:	BC-SU-C140B
Project Type:	Discrete	BSL Name:	Water Quality & Treatment
Project Category:	Improved Facility	Location:	N 143rd St and Linden Ave N
Current Project Stage:	Stage 3 - Design	Council District:	Council District 5
Start/End Date:	2013 - 2025	Neighborhood District:	Northwest
Total Project Cost:	\$45,094	Urban Village:	Not in an Urban Village

This project addresses the need for a new cover on Bitter Lake Reservoir once the existing floating cover has reached the end of its useful life. Replacing the existing structure with a new hard covered structure within the same footprint will be one of the options considered. A new cover will be designed and constructed to improve and maintain the water quality protection and security enhancement functions of the existing cover.

Resources	LTD Actuals	2021 Revised	2022	2023	2024	2025	2026	2027	Total
Water Rates	441	1,200	1,200	1,700	5,000	23,500	20,000	23,000	76,041
Total:	441	1,200	1,200	1,700	5,000	23,500	20,000	23,000	76,041
Fund Appropriations / Allocations ¹	LTD Actuals	2021 Revised	2022	2023	2024	2025	2026	2027	Total
Water Fund	441	1,200	1,200	1,700	5,000	23,500	20,000	23,000	76,041
Total:	441	1,200	1,200	1,700	5,000	23,500	20,000	23,000	76,041

O&M Impacts: Any O&M needed as a result of this project will be included and/or identified as part of SPU's Operating Budget.

Reservoir Covering-Lake Forest

Project No:	MC-SU-C1418	BSL Code:	BC-SU-C140B
Project Type:	Discrete	BSL Name:	Water Quality & Treatment
Project Category:	Improved Facility	Location:	Lake Forest Park
Current Project Stage:	Stage 3 - Design	Council District:	Outside City of Seattle
Start/End Date:	2013 - 2022	Neighborhood District:	Outside City of Seattle
Total Project Cost:	\$20,519	Urban Village:	Not in an Urban Village

This project addresses the need for a new cover on Lake Forest Park Reservoir once it has reached the end of its useful life. The project will evaluate options for a new cover, including replacing the existing floating Hypolan cover with a similar design. A new cover will be designed and constructed to maintain and improve the water quality protection and security enhancement functions of the existing cover.

Resources	LTD Actuals	2021 Revised	2022	2023	2024	2025	2026	2027	Total
Water Rates	1,167	10,047	2,155	170	11	-	-	-	13,550
Total:	1,167	10,047	2,155	170	11	-	-	-	13,550
Fund Appropriations / Allocations ¹	LTD Actuals	2021 Revised	2022	2023	2024	2025	2026	2027	Total
Water Fund	1,167	10,047	2,155	170	11	-	-	-	13,550
Total:	1,167	10,047	2,155	170	11	-	-	-	13,550

O&M Impacts: Any O&M needed as a result of this project will be included and/or identified as part of SPU's Operating Budget.

Seattle Direct Water Conservation

Project No:	MC-SU-C1505	BSL Code:	BC-SU-C150B
Project Type:	Ongoing	BSL Name:	Water Resources
Project Category:	Improved Facility	Location:	Citywide and Direct Service
Current Project Stage:	N/A	Council District:	Multiple
Start/End Date:	N/A	Neighborhood District:	Multiple
Total Project Cost:	N/A	Urban Village:	Multiple

This ongoing program provides water use efficiency resources to the City's low-income customers to implement water conservation measures authorized by Ordinance 120532, adopted in 2001, and supplements funding provided under SPU's Regional Water Conservation project (C1504). Typical improvements consist of, but are not limited to, installing water-efficient fixtures, such as aerating showerheads and faucets, low water use toilets and efficient clothes washers.

Resources	LTD Actuals	2021 Revised	2022	2023	2024	2025	2026	2027	Total
Water Rates	5,117	1,082	681	698	715	733	752	770	10,549
Total:	5,117	1,082	681	698	715	733	752	770	10,549
Fund Appropriations / Allocations ¹	LTD Actuals	2021 Revised	2022	2023	2024	2025	2026	2027	Total
Water Fund	5,117	1,082	681	698	715	733	752	770	10,549
Total:	5,117	1,082	681	698	715	733	752	770	10,549

O&M Impacts: This is an ongoing program and any O&M needed as a result of this program is included in SPU's Operating Budget.

Stream & Riparian Restoration

Project No:	MC-SU-C1602	BSL Code:	BC-SU-C160B
Project Type:	Ongoing	BSL Name:	Habitat Conservation Program
Project Category:	Improved Facility	Location:	Cedar River Watershed
Current Project Stage:	N/A	Council District:	Outside City of Seattle
Start/End Date:	N/A	Neighborhood District:	Not in a Neighborhood District
Total Project Cost:	N/A	Urban Village:	Not in an Urban Village

This ongoing program provides stream and riparian restoration in the Cedar River Watershed, including large woody debris placement, riparian conifer under-planting, and culvert replacement for fish passage and peak storm flows. This program is a requirement under the Cedar River Habitat Conservation Plan (HCP).

Resources	LTD Actuals	2021 Revised	2022	2023	2024	2025	2026	2027	Total
Water Rates	4,345	98	98	155	152	39	40	-	4,928
Total:	4,345	98	98	155	152	39	40	-	4,928
Fund Appropriations / Allocations¹	LTD Actuals	2021 Revised	2022	2023	2024	2025	2026	2027	Total
Water Fund	4,345	98	98	155	152	39	40	-	4,928
Total:	4,345	98	98	155	152	39	40	-	4,928

O&M Impacts: This is an ongoing program and any O&M needed as a result of this program is included in SPU's Operating Budget.

¹Funds are appropriated through the Adopted Budget at the Budget Summary Level. All Amounts shown above are in thousands of dollars

Tank Improvements

Project No:	MC-SU-C1134	BSL Code:	BC-SU-C110B
Project Type:	Ongoing	BSL Name:	Distribution
Project Category:	Improved Facility	Location:	Citywide
Current Project Stage:	N/A	Council District:	Multiple
Start/End Date:	N/A	Neighborhood District:	Multiple
Total Project Cost:	N/A	Urban Village:	Multiple

This ongoing program implements water quality, seismic, and other improvements to steel water tanks in Seattle. Functional water tanks are essential to public health protection as they assure that the distribution system is under pressure at all times, even when pump stations or control valves malfunction. Depressurization of the water system may result in siphoning back contaminants from faulty private systems and from the ground into the water pipes.

Resources	LTD Actuals	2021 Revised	2022	2023	2024	2025	2026	2027	Total
Water Rates	5,840	1,846	950	4,000	12,250	8,675	3,300	13,150	50,011
Total:	5,840	1,846	950	4,000	12,250	8,675	3,300	13,150	50,011
Fund Appropriations / Allocations ¹	LTD Actuals	2021 Revised	2022	2023	2024	2025	2026	2027	Total
Water Fund	5,840	1,846	950	4,000	12,250	8,675	3,300	13,150	50,011
Total:	5,840	1,846	950	4,000	12,250	8,675	3,300	13,150	50,011

O&M Impacts: This is an ongoing program and any O&M needed as a result of this program is included in SPU's Operating Budget.

Tolt Bridges

Project No:	MC-SU-C1308	BSL Code:	BC-SU-C130B
Project Type:	Discrete	BSL Name:	Watershed Stewardship
Project Category:	Improved Facility	Location:	Tolt River Watershed
Current Project Stage:	Stage 5 - Construction	Council District:	Outside City of Seattle
Start/End Date:	2004 - 2020	Neighborhood District:	Not in a Neighborhood District
Total Project Cost:	\$1	Urban Village:	Not in an Urban Village

This project replaces aging bridges and related structures, such as abutments, asphalt approaches, and guardrails in the Cedar River Watershed. This project improves aging bridge assets on priority roads in the watershed transportation system to provide City employees, City contractors, and visitors with safe and adequate access to City water supply and hydroelectric assets while minimizing and reducing environmental impacts over time. Work in this project also maintains compliance with state laws, safety and environmental regulations, and tribal access agreements including Washington Department of Natural Resources (WDNR) forest practice regulations, and Washington Department of Health (DOH) Watershed Protection Plan regulations.

Resources	LTD Actuals	2021 Revised	2022	2023	2024	2025	2026	2027	Total
Water Rates	51	449	1,479	-	-	-	-	-	1,979
Total:	51	449	1,479	-	-	-	-	-	1,979
Fund Appropriations / Allocations ¹	LTD Actuals	2021 Revised	2022	2023	2024	2025	2026	2027	Total
Water Fund	51	449	1,479	-	-	-	-	-	1,979
Total:	51	449	1,479	-	-	-	-	-	1,979

O&M Impacts: Any O&M needed as a result of this project will be included and/or identified as part of SPU's Operating Budget.

Transmission Pipelines Rehab

Project No:	MC-SU-C1207	BSL Code:	BC-SU-C120B
Project Type:	Ongoing	BSL Name:	Transmission
Project Category:	Improved Facility	Location:	Regional
Current Project Stage:	N/A	Council District:	Multiple
Start/End Date:	N/A	Neighborhood District:	Multiple
Total Project Cost:	N/A	Urban Village:	Not in an Urban Village

This ongoing program rehabilitates and upgrades water pipes and associated structures in the City of Seattle's transmission system. It assists SPU in providing agreed-upon pressure and flow for wholesale customers, limiting drinking water supply outages, and meeting applicable regulatory requirements of the Washington Department of Health.

Resources	LTD Actuals	2021 Revised	2022	2023	2024	2025	2026	2027	Total
Water Rates	8,481	13,215	11,678	7,575	1,756	1,759	1,800	1,850	48,113
Total:	8,481	13,215	11,678	7,575	1,756	1,759	1,800	1,850	48,113
Fund Appropriations / Allocations ¹	LTD Actuals	2021 Revised	2022	2023	2024	2025	2026	2027	Total
Water Fund	8,481	13,215	11,678	7,575	1,756	1,759	1,800	1,850	48,113
Total:	8,481	13,215	11,678	7,575	1,756	1,759	1,800	1,850	48,113

O&M Impacts: This is an ongoing program and any O&M needed as a result of this program is included in SPU's Operating Budget.

Transmission System Seismic Improvements

Project No:	MC-SU-C1210	BSL Code:	BC-SU-C120B
Project Type:	Ongoing	BSL Name:	Transmission
Project Category:	Rehabilitation or Restoration	Location:	Citywide
Current Project Stage:	N/A	Council District:	Multiple
Start/End Date:	N/A	Neighborhood District:	Multiple
Total Project Cost:	N/A	Urban Village:	Multiple

This ongoing program upgrade transmission system infrastructure that is seismically vulnerable and will remain functional after a major earthquake. Vulnerable transmission pipelines, reservoirs and pump stations will be upgraded. These upgrades will be completed over a 50-year time period.

Resources	LTD Actuals	2021 Revised	2022	2023	2024	2025	2026	2027	Total
Water Rates	-	1,600	1,050	2,800	14,200	17,000	6,400	1,375	44,425
Total:	-	1,600	1,050	2,800	14,200	17,000	6,400	1,375	44,425

Fund Appropriations / Allocations¹	LTD Actuals	2021 Revised	2022	2023	2024	2025	2026	2027	Total
Water Fund	-	1,600	1,050	2,800	14,200	17,000	6,400	1,375	44,425
Total:	-	1,600	1,050	2,800	14,200	17,000	6,400	1,375	44,425

O&M Impacts: This is an ongoing program and any O&M needed as a result of this program is included in SPU's Operating Budget.

¹Funds are appropriated through the Adopted Budget at the Budget Summary Level. All Amounts shown above are in thousands of dollars

Treatment Facility/Water Quality Improvements

Project No:	MC-SU-C1413	BSL Code:	BC-SU-C140B
Project Type:	Ongoing	BSL Name:	Water Quality & Treatment
Project Category:	Improved Facility	Location:	Various
Current Project Stage:	N/A	Council District:	Multiple
Start/End Date:	N/A	Neighborhood District:	Not in a Neighborhood District
Total Project Cost:	N/A	Urban Village:	Not in an Urban Village

This ongoing program provides construction of various smaller-scale water quality and treatment facility rehabilitation and improvement projects that may develop on short notice over the course of each year. It enhances SPU's ability to address water system improvement needs that relate to public health protection and drinking water regulatory compliance.

Resources	LTD Actuals	2021 Revised	2022	2023	2024	2025	2026	2027	Total
Water Rates	1,310	1,967	250	250	250	250	250	-	4,527
Total:	1,310	1,967	250	250	250	250	250	-	4,527
Fund Appropriations / Allocations ¹	LTD Actuals	2021 Revised	2022	2023	2024	2025	2026	2027	Total
Water Fund	1,310	1,967	250	250	250	250	250	-	4,527
Total:	1,310	1,967	250	250	250	250	250	-	4,527

O&M Impacts: This is an ongoing program and any O&M needed as a result of this program is included in SPU's Operating Budget.

Upland Reserve Forest Restore

Project No:	MC-SU-C1603	BSL Code:	BC-SU-C160B
Project Type:	Ongoing	BSL Name:	Habitat Conservation Program
Project Category:	Improved Facility	Location:	Cedar River Watershed
Current Project Stage:	N/A	Council District:	Outside City of Seattle
Start/End Date:	N/A	Neighborhood District:	Not in a Neighborhood District
Total Project Cost:	N/A	Urban Village:	Not in an Urban Village

This ongoing program provides upland forest restoration in the Cedar River Watershed, including ecological and restoration thinning, conifer planting, forest inventory and modeling, and species monitoring. This program is a requirement under the Cedar River Habitat Conservation Plan (HCP).

Resources	LTD Actuals	2021 Revised	2022	2023	2024	2025	2026	2027	Total
Water Rates	2,770	120	123	125	128	130	133	-	3,529
Total:	2,770	120	123	125	128	130	133	-	3,529
Fund Appropriations / Allocations¹	LTD Actuals	2021 Revised	2022	2023	2024	2025	2026	2027	Total
Water Fund	2,770	120	123	125	128	130	133	-	3,529
Total:	2,770	120	123	125	128	130	133	-	3,529

O&M Impacts: This is an ongoing program and any O&M needed as a result of this program is included in SPU's Operating Budget.

Water Infrastructure-Hydrant Replace/Relocate

Project No:	MC-SU-C1110	BSL Code:	BC-SU-C110B
Project Type:	Ongoing	BSL Name:	Distribution
Project Category:	Rehabilitation or Restoration	Location:	Citywide
Current Project Stage:	N/A	Council District:	Multiple
Start/End Date:	N/A	Neighborhood District:	Multiple
Total Project Cost:	N/A	Urban Village:	Multiple

This ongoing program renews or replaces existing hydrants in the City's water distribution system. In general, hydrant renewal or replacement may occur as a result of hydrant malfunction, catastrophic failure due to vehicle damage, or to meet SPU criticality criteria such as spacing, location, cost, opportunity projects, or flow and pressure problems. This program improves access to fire hydrants for the Seattle Fire Department (SFD) and helps to reduce the damage as a result of fire by locating fire hydrants in alternate or additional locations.

Resources	LTD Actuals	2021 Revised	2022	2023	2024	2025	2026	2027	Total
Water Rates	1,768	781	235	239	244	249	254	259	4,029
Total:	1,768	781	235	239	244	249	254	259	4,029
Fund Appropriations / Allocations¹	LTD Actuals	2021 Revised	2022	2023	2024	2025	2026	2027	Total
Water Fund	1,768	781	235	239	244	249	254	259	4,029
Total:	1,768	781	235	239	244	249	254	259	4,029

O&M Impacts: This is an ongoing program and any O&M needed as a result of this program is included in SPU's Operating Budget.

¹Funds are appropriated through the Adopted Budget at the Budget Summary Level. All Amounts shown above are in thousands of dollars

Water Infrastructure-New Hydrants

Project No:	MC-SU-C1112	BSL Code:	BC-SU-C110B
Project Type:	Ongoing	BSL Name:	Distribution
Project Category:	New Facility	Location:	Citywide
Current Project Stage:	N/A	Council District:	Multiple
Start/End Date:	N/A	Neighborhood District:	Multiple
Total Project Cost:	N/A	Urban Village:	Multiple

This ongoing program installs new hydrants in the City's water distribution system. In general, new hydrants are installed to meet service requests made by private property owners and to comply with Washington Administrative Code (WAC) or Seattle Fire Department (SFD) requirements. This program also helps to reduce the damage as a result of fire by locating new fire hydrants throughout the City's direct service area.

Resources	LTD Actuals	2021 Revised	2022	2023	2024	2025	2026	2027	Total
Water Rates	254	14	50	50	50	50	50	50	567
Total:	254	14	50	50	50	50	50	50	567
Fund Appropriations / Allocations ¹	LTD Actuals	2021 Revised	2022	2023	2024	2025	2026	2027	Total
Water Fund	254	14	50	50	50	50	50	50	567
Total:	254	14	50	50	50	50	50	50	567

O&M Impacts: This is an ongoing program and any O&M needed as a result of this program is included in SPU's Operating Budget.

Water Infrastructure-New Taps

Project No:	MC-SU-C1113	BSL Code:	BC-SU-C110B
Project Type:	Ongoing	BSL Name:	Distribution
Project Category:	New Facility	Location:	Citywide
Current Project Stage:	N/A	Council District:	Multiple
Start/End Date:	N/A	Neighborhood District:	Multiple
Total Project Cost:	N/A	Urban Village:	Multiple

This ongoing program installs new drinking water services throughout the City of Seattle. This project provides new connections to existing water mains with no interruption of service to adjacent existing customers, and the installation of metered water service lines from the new tap to the new customer's property lines. This program meets City responsibility for new service connections in the Seattle Municipal Code (SMC) to provide reliable drinking water supply to customers.

Resources	LTD Actuals	2021 Revised	2022	2023	2024	2025	2026	2027	Total
Water Rates	24,739	8,806	7,428	7,428	7,577	7,883	8,000	8,000	79,860
Total:	24,739	8,806	7,428	7,428	7,577	7,883	8,000	8,000	79,860
Fund Appropriations / Allocations ¹	LTD Actuals	2021 Revised	2022	2023	2024	2025	2026	2027	Total
Water Fund	24,739	8,806	7,428	7,428	7,577	7,883	8,000	8,000	79,860
Total:	24,739	8,806	7,428	7,428	7,577	7,883	8,000	8,000	79,860

O&M Impacts: This is an ongoing program and any O&M needed as a result of this program is included in SPU's Operating Budget.

Water Infrastructure-Service Renewal

Project No:	MC-SU-C1109	BSL Code:	BC-SU-C110B
Project Type:	Ongoing	BSL Name:	Distribution
Project Category:	Rehabilitation or Restoration	Location:	Citywide
Current Project Stage:	N/A	Council District:	Multiple
Start/End Date:	N/A	Neighborhood District:	Multiple
Total Project Cost:	N/A	Urban Village:	Multiple

This ongoing program replaces existing plastic or galvanized water services in the City's water distribution system. Service replacement may occur as a result of leaking, failing, or to reduce damage in case of failure of the water service. This program improves Seattle's water system and extends the life of the water distribution system.

Resources	LTD Actuals	2021 Revised	2022	2023	2024	2025	2026	2027	Total
Water Rates	16,621	6,193	6,317	6,443	6,572	6,704	6,838	6,704	62,391
Total:	16,621	6,193	6,317	6,443	6,572	6,704	6,838	6,704	62,391
Fund Appropriations / Allocations ¹	LTD Actuals	2021 Revised	2022	2023	2024	2025	2026	2027	Total
Water Fund	16,621	6,193	6,317	6,443	6,572	6,704	6,838	6,704	62,391
Total:	16,621	6,193	6,317	6,443	6,572	6,704	6,838	6,704	62,391

O&M Impacts: This is an ongoing program and any O&M needed as a result of this program is included in SPU's Operating Budget.

Water Infrastructure-Water Main Extensions

Project No:	MC-SU-C1111	BSL Code:	BC-SU-C110B
Project Type:	Ongoing	BSL Name:	Distribution
Project Category:	New Facility	Location:	Citywide
Current Project Stage:	N/A	Council District:	Multiple
Start/End Date:	N/A	Neighborhood District:	Multiple
Total Project Cost:	N/A	Urban Village:	Multiple

This ongoing program assists developers by adding new water mains to the water system in order to serve new residential and commercial developments. Most of the costs are recovered through standard charges. The benefit of this program is that water service is provided to new housing and businesses throughout Seattle.

Resources	LTD Actuals	2021 Revised	2022	2023	2024	2025	2026	2027	Total
Water Rates	4,640	2,598	2,016	2,057	2,098	2,140	2,183	2,226	19,958
Total:	4,640	2,598	2,016	2,057	2,098	2,140	2,183	2,226	19,958
Fund Appropriations / Allocations ¹	LTD Actuals	2021 Revised	2022	2023	2024	2025	2026	2027	Total
Water Fund	4,640	2,598	2,016	2,057	2,098	2,140	2,183	2,226	19,958
Total:	4,640	2,598	2,016	2,057	2,098	2,140	2,183	2,226	19,958

O&M Impacts: This is an ongoing program and any O&M needed as a result of this program is included in SPU's Operating Budget.

Water Supply Flexibility Program

Project No:	MC-SU-C1507	BSL Code:	BC-SU-C150B
Project Type:	Ongoing	BSL Name:	Water Resources
Project Category:	New Investment	Location:	Multiple
Current Project Stage:	N/A	Council District:	Multiple
Start/End Date:	N/A	Neighborhood District:	Not in a Neighborhood District
Total Project Cost:	N/A	Urban Village:	Not in an Urban Village

This program improves water system performance, reliability, and flexibility during severe weather events, supply and infrastructure emergencies, as well as enhancing environmental performance for fish and supporting regulatory and policy compliance in these areas. Project improvements include Tolt Reservoir Temperature and the Overflow Dike in Chester Morse Lake, and may include but are not limited to, dam integrity and alternatives to improved crest control, reservoir water temperature, and water quality management. In addition, the S. Fork Tolt Dam is up for relicensing under the Federal Energy Regulatory Commission (FERC), which expires July 19, 2029. The relicensing process will take 5-7 years depending on the relicensing approach taken with Seattle City Light and FERC. Seattle City Light is the Tolt Dam license holder and will lead the relicensing effort but significant support from SPU is anticipated. Both utilities (SPU/SCL) are establishing CIP numbers budgeted for the relicensing process.

Resources	LTD Actuals	2021 Revised	2022	2023	2024	2025	2026	2027	Total
Water Rates	356	400	200	200	500	500	500	500	3,156
Total:	356	400	200	200	500	500	500	500	3,156
Fund Appropriations / Allocations ¹	LTD Actuals	2021 Revised	2022	2023	2024	2025	2026	2027	Total
Water Fund	356	400	200	200	500	500	500	500	3,156
Total:	356	400	200	200	500	500	500	500	3,156

O&M Impacts: Any O&M needed as a result of this project will be included and/or identified as part of SPU's Operating Budget.

Water System Dewatering

Project No:	MC-SU-C1205	BSL Code:	BC-SU-C120B
Project Type:	Ongoing	BSL Name:	Transmission
Project Category:	Improved Facility	Location:	Regional
Current Project Stage:	N/A	Council District:	Multiple
Start/End Date:	N/A	Neighborhood District:	Multiple
Total Project Cost:	N/A	Urban Village:	Not in an Urban Village

This ongoing program improves structures used to empty the water from larger pipelines when necessary for inspection or repair. The new structures better control the impact of the water discharged to the environment and comply with current environmental regulations.

Resources	LTD Actuals	2021 Revised	2022	2023	2024	2025	2026	2027	Total
Water Rates	25	35	136	40	45	50	55	60	446
Total:	25	35	136	40	45	50	55	60	446
Fund Appropriations / Allocations¹	LTD Actuals	2021 Revised	2022	2023	2024	2025	2026	2027	Total
Water Fund	25	35	136	40	45	50	55	60	446
Total:	25	35	136	40	45	50	55	60	446

O&M Impacts: This is an ongoing program and any O&M needed as a result of this program is included in SPU's Operating Budget.

Water System Plan

Project No:	MC-SU-C1510	BSL Code:	BC-SU-C150B
Project Type:	Ongoing	BSL Name:	Water Resources
Project Category:	Improved Facility	Location:	Various
Current Project Stage:	N/A	Council District:	Multiple
Start/End Date:	N/A	Neighborhood District:	Not in a Neighborhood District
Total Project Cost:	N/A	Urban Village:	Not in an Urban Village

This project develops the Water System Plan. This project meets the State requirement that SPU update a water system plan every ten years and submit the plan to the Washington Department of Health (DOH) for approval as a condition of the operating permit for the drinking water system.

Resources	LTD Actuals	2021 Revised	2022	2023	2024	2025	2026	2027	Total
Water Rates	404	-	-	-	-	-	155	522	1,081
Total:	404	-	-	-	-	-	155	522	1,081
Fund Appropriations / Allocations ¹	LTD Actuals	2021 Revised	2022	2023	2024	2025	2026	2027	Total
Water Fund	404	-	-	-	-	-	155	522	1,081
Total:	404	-	-	-	-	-	155	522	1,081

O&M Impacts: Any O&M needed as a result of this project will be included and/or identified as part of SPU's Operating Budget.

Watermain Rehabilitation

Project No:	MC-SU-C1129	BSL Code:	BC-SU-C110B
Project Type:	Ongoing	BSL Name:	Distribution
Project Category:	Improved Facility	Location:	Regional
Current Project Stage:	N/A	Council District:	Multiple
Start/End Date:	N/A	Neighborhood District:	Multiple
Total Project Cost:	N/A	Urban Village:	Multiple

This ongoing program replaces or rehabilitates existing water mains in Seattle. Replacements occur when leaks and breaks become too frequent and the cost of ongoing repairs is no longer cost effective. The benefits of this program can include improved service reliability, fire flow, water quality and lower maintenance costs. These benefits vary depending on the specific water main and site conditions.

Resources	LTD Actuals	2021 Revised	2022	2023	2024	2025	2026	2027	Total
Water Rates	25,578	7,542	13,895	15,072	9,874	20,600	34,400	33,400	160,361
Total:	25,578	7,542	13,895	15,072	9,874	20,600	34,400	33,400	160,361
Fund Appropriations / Allocations ¹	LTD Actuals	2021 Revised	2022	2023	2024	2025	2026	2027	Total
Water Fund	25,578	7,542	13,895	15,072	9,874	20,600	34,400	33,400	160,361
Total:	25,578	7,542	13,895	15,072	9,874	20,600	34,400	33,400	160,361

O&M Impacts: This is an ongoing program and any O&M needed as a result of this program is included in SPU's Operating Budget.

Watershed Road Improvements/Decommissioning

Project No:	MC-SU-C1601	BSL Code:	BC-SU-C160B
Project Type:	Ongoing	BSL Name:	Habitat Conservation Program
Project Category:	Improved Facility	Location:	Cedar River Watershed
Current Project Stage:	N/A	Council District:	Outside City of Seattle
Start/End Date:	N/A	Neighborhood District:	Not in a Neighborhood District
Total Project Cost:	N/A	Urban Village:	Not in an Urban Village

This ongoing program provides forest road improvements and decommissioning in the Cedar River Watershed. The purpose of this program is to reduce the delivery of sediment into the waterways in the watershed to protect both aquatic habitat and water quality. This program is a requirement under the Cedar River Watershed Habitat Conservation Plan (HCP).

Resources	LTD Actuals	2021 Revised	2022	2023	2024	2025	2026	2027	Total
Water Rates	7,231	847	1,048	572	475	475	600	75	11,323
Total:	7,231	847	1,048	572	475	475	600	75	11,323
Fund Appropriations / Allocations ¹	LTD Actuals	2021 Revised	2022	2023	2024	2025	2026	2027	Total
Water Fund	7,231	847	1,048	572	475	475	600	75	11,323
Total:	7,231	847	1,048	572	475	475	600	75	11,323

O&M Impacts: This is an ongoing program and any O&M needed as a result of this program is included in SPU's Operating Budget.

Seattle Public Utilities

Shared & Technology Projects

1% for Arts

Project No:	MC-SU-C4118	BSL Code:	BC-SU-C410B
Project Type:	Ongoing	BSL Name:	Shared Cost Projects
Project Category:	New Investment	Location:	Various
Current Project Stage:	N/A	Council District:	Multiple
Start/End Date:	N/A	Neighborhood District:	Multiple
Total Project Cost:	N/A	Urban Village:	Multiple

This ongoing project provides funding for Seattle Public Utilities' 1% for Arts contribution. Eligibility is determined at the individual project level with payment occurring from this project. Funds contributed to the 1% for Arts project allow for the commission, purchase, and installation of art on City-owned properties that is accessible to the public. The Municipal Arts Plan, which is prepared annually, describes the status of ongoing art projects and establishes the scope of work and allocations for new art projects.

Resources	LTD Actuals	2021 Revised	2022	2023	2024	2025	2026	2027	Total
Drainage and Wastewater Rates	5,401	1,407	1,074	1,128	957	461	428	485	11,341
Solid Waste Rates	2,011	130	18	46	59	33	1	-	2,298
Water Rates	2,312	304	247	162	136	301	241	290	3,993
Total:	9,724	1,841	1,338	1,336	1,152	795	670	775	17,632
Fund Appropriations / Allocations ¹	LTD Actuals	2021 Revised	2022	2023	2024	2025	2026	2027	Total
Drainage and Wastewater Fund	5,401	1,407	1,074	1,128	957	461	428	485	11,341
Solid Waste Fund	2,011	130	18	46	59	33	1	-	2,298
Water Fund	2,312	304	247	162	136	301	241	290	3,993
Total:	9,724	1,841	1,338	1,336	1,152	795	670	775	17,632

O&M Impacts: This is an ongoing program and any O&M needed as a result of this program is included in SPU's Operating Budget.

Alaskan Way Viaduct & Seawall Replacement Program

Project No:	MC-SU-C4102	BSL Code:	BC-SU-C410B
Project Type:	Discrete	BSL Name:	Shared Cost Projects
Project Category:	Improved Facility	Location:	Various
Current Project Stage:	Stage 5 - Construction	Council District:	Multiple
Start/End Date:	2001 - 2025	Neighborhood District:	Multiple
Total Project Cost:	\$87,522	Urban Village:	Multiple

This project relocates, replaces, and protects water infrastructure affected by the replacement of the Alaskan Way Viaduct and Seawall. This project encompasses many sub-projects which are collectively known as the Alaskan Way Viaduct and Seawall Replacement project (AWVSR project). The Washington State Department of Transportation (WSDOT) is the lead for the SR-99 replacement, while the City of Seattle is the lead on development of the waterfront public space, implementation of the new surface Alaskan Way, and design and construction of the seawall.

Resources	LTD Actuals	2021 Revised	2022	2023	2024	2025	2026	2027	Total
Drainage and Wastewater Rates	50,752	5,899	948	281	116	23	-	-	58,019
Water Rates	24,259	1,226	537	161	71	-	-	-	26,254
Total:	75,011	7,126	1,485	442	188	23	-	-	84,273
Fund Appropriations / Allocations ¹	LTD Actuals	2021 Revised	2022	2023	2024	2025	2026	2027	Total
Drainage and Wastewater Fund	50,752	5,899	948	281	116	23	-	-	58,019
Water Fund	24,259	1,226	537	161	71	-	-	-	26,254
Total:	75,011	7,126	1,485	442	188	23	-	-	84,273

O&M Impacts: Any O&M needed as a result of this project will be included and/or identified as part of SPU's Operating Budget.

¹Funds are appropriated through the Adopted Budget at the Budget Summary Level. All Amounts shown above are in thousands of dollars

Asset Information Management

Project No:	MC-SU-C5407	BSL Code:	BC-SU-C510B
Project Type:	Ongoing	BSL Name:	Technology
Project Category:	Improved Facility	Location:	Various
Current Project Stage:	N/A	Council District:	Not Applicable
Start/End Date:	N/A	Neighborhood District:	Not in a Neighborhood District
Total Project Cost:	N/A	Urban Village:	Not in an Urban Village

This ongoing project provides applications, upgrades and data management tools in support of SPU's work and asset management projects. Several new and updated technology solutions designed to enhance the efficiency and effectiveness of drinking water, sewer, drainage, and solid waste operations are planned. Activities within this project aim to further enhance safety and improve responsiveness of SPU's utility operations.

Resources	LTD Actuals	2021 Revised	2022	2023	2024	2025	2026	2027	Total
Drainage and Wastewater Rates	1,484	1,190	860	860	860	860	860	860	7,834
Solid Waste Rates	878	367	300	300	300	300	300	300	3,045
Water Rates	1,373	2,037	840	840	840	840	840	840	8,451
Total:	3,735	3,594	2,000	2,000	2,000	2,000	2,000	2,000	19,330
Fund Appropriations / Allocations¹	LTD Actuals	2021 Revised	2022	2023	2024	2025	2026	2027	Total
Drainage and Wastewater Fund	1,484	1,190	860	860	860	860	860	860	7,834
Solid Waste Fund	878	367	300	300	300	300	300	300	3,045
Water Fund	1,373	2,037	840	840	840	840	840	840	8,451
Total:	3,735	3,594	2,000	2,000	2,000	2,000	2,000	2,000	19,330

O&M Impacts: This is an ongoing program and any O&M needed as a result of this program is included in SPU's Operating Budget.

¹Funds are appropriated through the Adopted Budget at the Budget Summary Level. All Amounts shown above are in thousands of dollars

Customer Contact & Billing

Project No:	MC-SU-C5402	BSL Code:	BC-SU-C510B
Project Type:	Ongoing	BSL Name:	Technology
Project Category:	Improved Facility	Location:	N/A
Current Project Stage:	N/A	Council District:	Not Applicable
Start/End Date:	N/A	Neighborhood District:	Not in a Neighborhood District
Total Project Cost:	N/A	Urban Village:	Not in an Urban Village

This ongoing project provides technology solutions and business application upgrades in support of SPU's Customer Contact Center and activities carried out by the Customer Service Branch. Planned projects include, but are not limited to, enhancements to the New Customer Billing System and new technology solutions for enhanced customer contact management. This ongoing project is intended to enhance customer service, customer contact, and ensure accurate Utility billing.

Resources	LTD Actuals	2021 Revised	2022	2023	2024	2025	2026	2027	Total
Drainage and Wastewater Rates	4,444	4,019	430	430	430	430	430	430	11,043
Solid Waste Rates	2,591	1,786	150	150	150	150	150	150	5,278
Water Rates	4,422	3,566	420	420	420	420	420	420	10,508
Total:	11,458	9,371	1,000	1,000	1,000	1,000	1,000	1,000	26,829
Fund Appropriations / Allocations ¹	LTD Actuals	2021 Revised	2022	2023	2024	2025	2026	2027	Total
Drainage and Wastewater Fund	4,444	4,019	430	430	430	430	430	430	11,043
Solid Waste Fund	2,591	1,786	150	150	150	150	150	150	5,278
Water Fund	4,422	3,566	420	420	420	420	420	420	10,508
Total:	11,458	9,371	1,000	1,000	1,000	1,000	1,000	1,000	26,829

O&M Impacts: This is an ongoing program and any O&M needed as a result of this program is included in SPU's Operating Budget.

Emergency Storms Program

Project No:	MC-SU-C4120	BSL Code:	BC-SU-C410B
Project Type:	Ongoing	BSL Name:	Shared Cost Projects
Project Category:	Improved Facility	Location:	Various
Current Project Stage:	N/A	Council District:	Multiple
Start/End Date:	N/A	Neighborhood District:	Multiple
Total Project Cost:	N/A	Urban Village:	Multiple

This ongoing project funds water and drainage & wastewater infrastructure capital improvement projects resulting from previous and possible future storm events. Projects within this project are potentially Federal Emergency Management Agency (FEMA) reimbursable and need to be separated for tracking and reimbursement purposes. Typical improvements include but are not limited to repairing and improving roads, bridges, and other stream crossing structures in the City's Municipal Watersheds, as well as replacing damaged equipment, such as pumps and security gates, and stabilizing debris slide areas and stream banks.

Resources	LTD Actuals	2021 Revised	2022	2023	2024	2025	2026	2027	Total
Drainage and Wastewater Rates	1	-	-	-	-	-	-	-	1
Total:	1	-	-	-	-	-	-	-	1
Fund Appropriations / Allocations ¹	LTD Actuals	2021 Revised	2022	2023	2024	2025	2026	2027	Total
Drainage and Wastewater Fund	1	-	-	-	-	-	-	-	1
Total:	1	-	-	-	-	-	-	-	1

O&M Impacts: This is an ongoing program and any O&M needed as a result of this program is included in SPU's Operating Budget.

¹Funds are appropriated through the Adopted Budget at the Budget Summary Level. All Amounts shown above are in thousands of dollars

Enterprise Information Management

Project No:	MC-SU-C5403	BSL Code:	BC-SU-C510B
Project Type:	Ongoing	BSL Name:	Technology
Project Category:	Improved Facility	Location:	Various
Current Project Stage:	N/A	Council District:	Not Applicable
Start/End Date:	N/A	Neighborhood District:	Not in a Neighborhood District
Total Project Cost:	N/A	Urban Village:	Not in an Urban Village

This ongoing project provides integrated technology solutions in support of the management of SPU's corporate knowledge, including data, information, documents, and web content. Typical improvements may include, but are not limited to, replacement of shared file storage, new online collaboration tools, introduction of workflow, tracking & reporting applications, web content management systems, and an enterprise document management solution. This ongoing project enhances SPU's ability to retrieve, share, distribute and manage corporate information.

Resources	LTD Actuals	2021 Revised	2022	2023	2024	2025	2026	2027	Total
Drainage and Wastewater Rates	775	2,160	860	860	860	860	860	860	8,095
Solid Waste Rates	183	524	300	300	300	300	300	300	2,507
Water Rates	610	1,670	840	840	840	840	840	840	7,320
Total:	1,568	4,354	2,000	2,000	2,000	2,000	2,000	2,000	17,922
Fund Appropriations / Allocations¹	LTD Actuals	2021 Revised	2022	2023	2024	2025	2026	2027	Total
Drainage and Wastewater Fund	775	2,160	860	860	860	860	860	860	8,095
Solid Waste Fund	183	524	300	300	300	300	300	300	2,507
Water Fund	610	1,670	840	840	840	840	840	840	7,320
Total:	1,568	4,354	2,000	2,000	2,000	2,000	2,000	2,000	17,922

O&M Impacts: This is an ongoing program and any O&M needed as a result of this program is included in SPU's Operating Budget.

¹Funds are appropriated through the Adopted Budget at the Budget Summary Level. All Amounts shown above are in thousands of dollars

Heavy Equipment Purchases

Project No:	MC-SU-C4116	BSL Code:	BC-SU-C410B
Project Type:	Ongoing	BSL Name:	Shared Cost Projects
Project Category:	New Investment	Location:	Various
Current Project Stage:	N/A	Council District:	Not Applicable
Start/End Date:	N/A	Neighborhood District:	Not in a Neighborhood District
Total Project Cost:	N/A	Urban Village:	Not in an Urban Village

This ongoing project provides SPU staff with new and replacement heavy equipment that is used throughout Seattle and King County. Typical purchases include backhoes, graders, loaders, dozers, service trucks, and dump trucks. This equipment transports work crews and tools to job sites and supports the safe and efficient replacement, repair, and maintenance of infrastructure that delivers high quality drinking water to 1.5 million customers in King County.

Resources	LTD Actuals	2021 Revised	2022	2023	2024	2025	2026	2027	Total
Drainage and Wastewater Rates	20,466	3,638	4,201	2,860	3,964	3,352	2,085	1,098	41,665
Solid Waste Rates	13,609	2,585	3,485	1,593	1,597	617	707	338	24,530
Water Rates	22,552	4,305	5,484	5,484	3,667	6,739	1,991	1,001	51,221
Total:	56,627	10,528	13,169	9,937	9,228	10,708	4,783	2,436	117,417
Fund Appropriations / Allocations¹	LTD Actuals	2021 Revised	2022	2023	2024	2025	2026	2027	Total
Drainage and Wastewater Fund	20,466	3,638	4,201	2,860	3,964	3,352	2,085	1,098	41,665
Solid Waste Fund	13,609	2,585	3,485	1,593	1,597	617	707	338	24,530
Water Fund	22,552	4,305	5,484	5,484	3,667	6,739	1,991	1,001	51,221
Total:	56,627	10,528	13,169	9,937	9,228	10,708	4,783	2,436	117,417

O&M Impacts: This is an ongoing program and any O&M needed as a result of this program is included in SPU's Operating Budget.

¹Funds are appropriated through the Adopted Budget at the Budget Summary Level. All Amounts shown above are in thousands of dollars

Integrated Control Monitoring Program

Project No:	MC-SU-C4108	BSL Code:	BC-SU-C410B
Project Type:	Ongoing	BSL Name:	Shared Cost Projects
Project Category:	Improved Facility	Location:	Various
Current Project Stage:	N/A	Council District:	Not Applicable
Start/End Date:	N/A	Neighborhood District:	Not in a Neighborhood District
Total Project Cost:	N/A	Urban Village:	Not in an Urban Village

This ongoing project provides for electronic and mechanical system upgrades as required at various City facilities. The drinking water Supervisory Control and Data Acquisition (SCADA) system was installed in 2005 throughout King County. System components include, but is not limited to, treatment/flow/pressure sensors, remote control pumps/valves used in the conveyance and quality of drinking water and the delivery of water to fire hydrants, also known as "fire flow".

Resources	LTD Actuals	2021 Revised	2022	2023	2024	2025	2026	2027	Total
Drainage and Wastewater Rates	1,700	138	250	250	250	250	250	250	3,338
Water Rates	899	632	360	360	360	360	360	360	3,692
Total:	2,599	770	610	610	610	610	610	610	7,030
Fund Appropriations / Allocations¹	LTD Actuals	2021 Revised	2022	2023	2024	2025	2026	2027	Total
Drainage and Wastewater Fund	1,700	138	250	250	250	250	250	250	3,338
Water Fund	899	632	360	360	360	360	360	360	3,692
Total:	2,599	770	610	610	610	610	610	610	7,030

O&M Impacts: This is an ongoing program and any O&M needed as a result of this program is included in SPU's Operating Budget.

IT Infrastructure

Project No:	MC-SU-C5404	BSL Code:	BC-SU-C510B
Project Type:	Ongoing	BSL Name:	Technology
Project Category:	Improved Facility	Location:	N/A
Current Project Stage:	N/A	Council District:	Not Applicable
Start/End Date:	N/A	Neighborhood District:	Not in a Neighborhood District
Total Project Cost:	N/A	Urban Village:	Not in an Urban Village

This ongoing IT asset management project ensures the availability, reliability, and security of SPU's corporate computing infrastructure. The project acquires and maintains SPU-owned and managed servers, local networks, shared storage and backup systems, operating software, and communications infrastructure.

Resources	LTD Actuals	2021 Revised	2022	2023	2024	2025	2026	2027	Total
Drainage and Wastewater Rates	905	1,065	730	730	730	730	730	730	6,350
Solid Waste Rates	315	395	263	263	263	263	263	263	2,285
Water Rates	1,524	715	758	758	758	758	758	758	6,784
Total:	2,743	2,175	1,750	1,750	1,750	1,750	1,750	1,750	15,418
Fund Appropriations / Allocations ¹	LTD Actuals	2021 Revised	2022	2023	2024	2025	2026	2027	Total
Drainage and Wastewater Fund	905	1,065	730	730	730	730	730	730	6,350
Solid Waste Fund	315	395	263	263	263	263	263	263	2,285
Water Fund	1,524	715	758	758	758	758	758	758	6,784
Total:	2,743	2,175	1,750	1,750	1,750	1,750	1,750	1,750	15,418

O&M Impacts: This is an ongoing program and any O&M needed as a result of this program is included in SPU's Operating Budget.

¹Funds are appropriated through the Adopted Budget at the Budget Summary Level. All Amounts shown above are in thousands of dollars

Meter Replacement

Project No:	MC-SU-C4101	BSL Code:	BC-SU-C410B
Project Type:	Ongoing	BSL Name:	Shared Cost Projects
Project Category:	Improved Facility	Location:	Various
Current Project Stage:	N/A	Council District:	Multiple
Start/End Date:	N/A	Neighborhood District:	Multiple
Total Project Cost:	N/A	Urban Village:	Multiple

This ongoing project funds replacement of existing water meters when they fail or become obsolete. Meters measuring up to two inches are replaced when they stop running. Meters measuring three inches or more are repaired when possible, but are replaced when repair costs exceed replacement costs. Accurate water meters ensure that customers are billed fairly for the water they use. Since water meters also are used to bill customers for their wastewater discharges, 48 percent of the funding is allocated to the Drainage and Wastewater line of business.

Resources	LTD Actuals	2021 Revised	2022	2023	2024	2025	2026	2027	Total
Drainage and Wastewater Rates	7,928	928	528	535	542	550	557	564	12,132
Water Rates	8,600	1,004	572	580	588	595	603	611	13,153
Total:	16,528	1,932	1,100	1,115	1,130	1,145	1,160	1,175	25,284
Fund Appropriations / Allocations ¹	LTD Actuals	2021 Revised	2022	2023	2024	2025	2026	2027	Total
Drainage and Wastewater Fund	7,928	928	528	535	542	550	557	564	12,132
Water Fund	8,600	1,004	572	580	588	595	603	611	13,153
Total:	16,528	1,932	1,100	1,115	1,130	1,145	1,160	1,175	25,284

O&M Impacts: This is an ongoing program and any O&M needed as a result of this program is included in SPU's Operating Budget.

¹Funds are appropriated through the Adopted Budget at the Budget Summary Level. All Amounts shown above are in thousands of dollars

Move Seattle

Project No:	MC-SU-C4119	BSL Code:	BC-SU-C410B
Project Type:	Ongoing	BSL Name:	Shared Cost Projects
Project Category:	Improved Facility	Location:	Various
Current Project Stage:	N/A	Council District:	Multiple
Start/End Date:	N/A	Neighborhood District:	Multiple
Total Project Cost:	N/A	Urban Village:	Multiple

This multi-year project funds assessments, repairs, and improvements to SPU's drinking water utility infrastructure at sites chosen by the Seattle Department of Transportation (SDOT) for bridge improvements and pedestrian and bicycle safety improvements within its "Move Seattle" project. SPU assesses the condition of its utility infrastructure at SDOT's project sites and conducts repairs and improvements as needed. This project was formerly titled "Bridging the Gap - WF."

Resources	LTD Actuals	2021 Revised	2022	2023	2024	2025	2026	2027	Total
Drainage and Wastewater Rates	9,546	16,406	2,567	12,895	17,080	9,560	16,201	8,880	93,135
Water Rates	11,607	22,112	3,560	10,560	13,663	11,732	8,409	15,358	97,001
Total:	21,154	38,518	6,126	23,455	30,743	21,292	24,610	24,238	190,137
Fund Appropriations / Allocations¹	LTD Actuals	2021 Revised	2022	2023	2024	2025	2026	2027	Total
Drainage and Wastewater Fund	9,546	16,406	2,567	12,895	17,080	9,560	16,201	8,880	93,135
Water Fund	11,607	22,112	3,560	10,560	13,663	11,732	8,409	15,358	97,001
Total:	21,154	38,518	6,126	23,455	30,743	21,292	24,610	24,238	190,137

O&M Impacts: This is an ongoing program and any O&M needed as a result of this program is included in SPU's Operating Budget.

Operational Facility - Construction

Project No:	MC-SU-C4106	BSL Code:	BC-SU-C410B
Project Type:	Ongoing	BSL Name:	Shared Cost Projects
Project Category:	Improved Facility	Location:	Various
Current Project Stage:	N/A	Council District:	Multiple
Start/End Date:	N/A	Neighborhood District:	Multiple
Total Project Cost:	N/A	Urban Village:	Not in an Urban Village

This ongoing facilities project renovates, rehabilitates, replaces existing buildings, and constructs new facilities at various locations within the city limits to address deficiencies, failures, and functional changes in the SPU Lines of Business. Typical improvements include, but are not limited to, roof replacements, exterior wall or cladding replacements, and improvements to administrative office space, crew and shop space, lighting, heating and ventilation systems, and facilities structures. These improvements increase the useful life of the facilities, preserve the value of the assets, and provide a safe working environment.

Resources	LTD Actuals	2021 Revised	2022	2023	2024	2025	2026	2027	Total
Drainage and Wastewater Rates	22,355	8,235	5,252	16,282	15,022	2,681	-	-	69,828
Solid Waste Rates	90	537	852	775	636	-	-	-	2,890
Water Rates	7,665	3,497	6,936	4,871	4,481	2,700	200	-	30,350
Total:	30,109	12,269	13,040	21,929	20,139	5,381	200	-	103,068
Fund Appropriations / Allocations¹	LTD Actuals	2021 Revised	2022	2023	2024	2025	2026	2027	Total
Drainage and Wastewater Fund	22,355	8,235	5,252	16,282	15,022	2,681	-	-	69,828
Solid Waste Fund	90	537	852	775	636	-	-	-	2,890
Water Fund	7,665	3,497	6,936	4,871	4,481	2,700	200	-	30,350
Total:	30,109	12,269	13,040	21,929	20,139	5,381	200	-	103,068

O&M Impacts: This is an ongoing program and any O&M needed as a result of this program is included in SPU's Operating Budget.

¹Funds are appropriated through the Adopted Budget at the Budget Summary Level. All Amounts shown above are in thousands of dollars

Operations Control Center

Project No:	MC-SU-C4105	BSL Code:	BC-SU-C410B
Project Type:	Ongoing	BSL Name:	Shared Cost Projects
Project Category:	Improved Facility	Location:	2700 Airport Way South
Current Project Stage:	N/A	Council District:	Council District 2
Start/End Date:	N/A	Neighborhood District:	Greater Duwamish
Total Project Cost:	N/A	Urban Village:	Greater Duwamish

This ongoing facilities project renovates, rehabilitates, replaces existing buildings, and constructs new facilities at the Operations Control Center located at 2700 Airport Way South to improve the efficiency and effectiveness of the field crews delivering utility services to customers. Typical improvements include, but are not limited to, roof and other exterior replacements, improvements to public spaces, office and crew spaces and lighting, and heating and ventilation systems. These improvements increase the useful life of the facility, preserve the value of the asset, and provide a safe work and public space environment.

Resources	LTD Actuals	2021 Revised	2022	2023	2024	2025	2026	2027	Total
Water Rates	3,151	29	-	-	-	-	-	-	3,180
Total:	3,151	29	-	-	-	-	-	-	3,180
Fund Appropriations / Allocations¹	LTD Actuals	2021 Revised	2022	2023	2024	2025	2026	2027	Total
Water Fund	3,151	29	-	-	-	-	-	-	3,180
Total:	3,151	29	-	-	-	-	-	-	3,180

O&M Impacts: This is an ongoing program and any O&M needed as a result of this program is included in SPU's Operating Budget.

¹Funds are appropriated through the Adopted Budget at the Budget Summary Level. All Amounts shown above are in thousands of dollars

Other Major Transportation Projects

Project No:	MC-SU-C4123	BSL Code:	BC-SU-C410B
Project Type:	Ongoing	BSL Name:	Shared Cost Projects
Project Category:	Improved Facility	Location:	Various
Current Project Stage:	N/A	Council District:	Multiple
Start/End Date:	N/A	Neighborhood District:	Multiple
Total Project Cost:	N/A	Urban Village:	Multiple

This ongoing project funds projects that mitigate undesirable impacts and take advantage of opportunities generated by the capital transportation projects of the Washington State Department of Transportation (WSDOT) and the Seattle Department of Transportation (SDOT) throughout the City. Work may include, but is not limited to, physically protecting the infrastructure during the transportation construction process, repairing and replacing damaged infrastructure, and improving existing infrastructure to meet higher standards. Project sites may include, but are not limited to, State Route 520, Interstate 5, and Interstate 90.

Resources	LTD Actuals	2021 Revised	2022	2023	2024	2025	2026	2027	Total
Drainage and Wastewater Rates	404	1,253	333	142	20	-	-	-	2,152
Water Rates	1,109	448	1,044	3,024	3,675	3,675	50	-	13,025
Total:	1,513	1,701	1,378	3,166	3,695	3,675	50	-	15,177
Fund Appropriations / Allocations ¹	LTD Actuals	2021 Revised	2022	2023	2024	2025	2026	2027	Total
Drainage and Wastewater Fund	404	1,253	333	142	20	-	-	-	2,152
Water Fund	1,109	448	1,044	3,024	3,675	3,675	50	-	13,025
Total:	1,513	1,701	1,378	3,166	3,695	3,675	50	-	15,177

O&M Impacts: This is an ongoing program and any O&M needed as a result of this program is included in SPU's Operating Budget.

Project Delivery & Performance

Project No:	MC-SU-C5405	BSL Code:	BC-SU-C510B
Project Type:	Ongoing	BSL Name:	Technology
Project Category:	Improved Facility	Location:	N/A
Current Project Stage:	N/A	Council District:	Not Applicable
Start/End Date:	N/A	Neighborhood District:	Not in a Neighborhood District
Total Project Cost:	N/A	Urban Village:	Not in an Urban Village

This ongoing project provides technology applications and application upgrades in support of improvements to project delivery and performance. Planned projects include continued development of an Enterprise Project Management System, replacement of the Engineering Support Contract Payments system, and SPU's share of costs for the City's central financial system upgrades. Future projects may include development of new Enterprise Resource Planning systems such as HR provisioning and financial reporting. This project will result in an improved ability to plan and deliver projects on schedule and within budget.

Resources	LTD Actuals	2021 Revised	2022	2023	2024	2025	2026	2027	Total
Drainage and Wastewater Rates	6,991	1,540	731	731	731	731	731	731	12,917
Solid Waste Rates	2,585	644	255	255	255	255	255	255	4,758
Water Rates	7,527	1,330	714	714	714	714	714	714	13,140
Total:	17,103	3,514	1,700	1,700	1,700	1,700	1,700	1,700	30,816
Fund Appropriations / Allocations¹	LTD Actuals	2021 Revised	2022	2023	2024	2025	2026	2027	Total
Drainage and Wastewater Fund	6,991	1,540	731	731	731	731	731	731	12,917
Solid Waste Fund	2,585	644	255	255	255	255	255	255	4,758
Water Fund	7,527	1,330	714	714	714	714	714	714	13,140
Total:	17,103	3,514	1,700	1,700	1,700	1,700	1,700	1,700	30,816

O&M Impacts: This is an ongoing program and any O&M needed as a result of this program is included in SPU's Operating Budget.

¹Funds are appropriated through the Adopted Budget at the Budget Summary Level. All Amounts shown above are in thousands of dollars

Regional Facility - Other

Project No:	MC-SU-C4107	BSL Code:	BC-SU-C410B
Project Type:	Ongoing	BSL Name:	Shared Cost Projects
Project Category:	Improved Facility	Location:	Regional
Current Project Stage:	N/A	Council District:	Outside City of Seattle
Start/End Date:	N/A	Neighborhood District:	Outside City of Seattle
Total Project Cost:	N/A	Urban Village:	Outside City of Seattle

This ongoing facilities project renovates, rehabilitates, replaces existing buildings, and constructs new facilities at various locations outside of City limits to address deficiencies, failures, and functional changes in the drinking water system. These improvements increase the useful life of the facilities, preserve the value of the assets, and provide a safe working environment.

Resources	LTD Actuals	2021 Revised	2022	2023	2024	2025	2026	2027	Total
Water Rates	22,750	4,095	2,700	2,000	15,200	8,200	4,000	300	59,245
Total:	22,750	4,095	2,700	2,000	15,200	8,200	4,000	300	59,245
Fund Appropriations / Allocations ¹	LTD Actuals	2021 Revised	2022	2023	2024	2025	2026	2027	Total
Water Fund	22,750	4,095	2,700	2,000	15,200	8,200	4,000	300	59,245
Total:	22,750	4,095	2,700	2,000	15,200	8,200	4,000	300	59,245

O&M Impacts: This is an ongoing program and any O&M needed as a result of this program is included in SPU's Operating Budget.

Science & System Performance

Project No:	MC-SU-C5406	BSL Code:	BC-SU-C510B
Project Type:	Ongoing	BSL Name:	Technology
Project Category:	Improved Facility	Location:	N/A
Current Project Stage:	N/A	Council District:	Not Applicable
Start/End Date:	N/A	Neighborhood District:	Not in a Neighborhood District
Total Project Cost:	N/A	Urban Village:	Not in an Urban Village

This ongoing project will provide new and improved technology applications and accompanying data management tools to support the gathering, monitoring, tracking and analysis of science and engineering information. Several planned projects include replacement of obsolete regulatory compliance tracking applications, upgrades to field monitoring equipment, and the integration of SCADA data with other data systems. This project enhances SPU's ability to control water quality and comply with environmental and health regulations.

Resources	LTD Actuals	2021 Revised	2022	2023	2024	2025	2026	2027	Total
Drainage and Wastewater Rates	1,280	463	688	688	688	688	688	688	5,871
Solid Waste Rates	19	38	240	240	240	240	240	240	1,497
Water Rates	3,186	1,116	672	672	672	672	672	672	8,334
Total:	4,486	1,616	1,600	1,600	1,600	1,600	1,600	1,600	15,702
Fund Appropriations / Allocations ¹	LTD Actuals	2021 Revised	2022	2023	2024	2025	2026	2027	Total
Drainage and Wastewater Fund	1,280	463	688	688	688	688	688	688	5,871
Solid Waste Fund	19	38	240	240	240	240	240	240	1,497
Water Fund	3,186	1,116	672	672	672	672	672	672	8,334
Total:	4,486	1,616	1,600	1,600	1,600	1,600	1,600	1,600	15,702

O&M Impacts: This is an ongoing program and any O&M needed as a result of this program is included in SPU's Operating Budget.

Security Improvements

Project No:	MC-SU-C4113	BSL Code:	BC-SU-C410B
Project Type:	Ongoing	BSL Name:	Shared Cost Projects
Project Category:	Improved Facility	Location:	Various
Current Project Stage:	N/A	Council District:	Multiple
Start/End Date:	N/A	Neighborhood District:	Multiple
Total Project Cost:	N/A	Urban Village:	Multiple

This ongoing project funds physical, integrated security system components on water infrastructure throughout the City. Components may include, but are not limited to, fences, gates, access control card readers, intercoms, lighting, door and hatch contacts, CCTV cameras, motion detection devices, and fiber and conduit.

Resources	LTD Actuals	2021 Revised	2022	2023	2024	2025	2026	2027	Total
Drainage and Wastewater Rates	598	180	180	165	300	255	210	-	1,888
Solid Waste Rates	1,076	95	207	135	225	145	115	-	1,998
Water Rates	5,677	1,788	838	1,325	1,700	1,475	750	-	13,554
Total:	7,352	2,063	1,225	1,625	2,225	1,875	1,075	-	17,440
Fund Appropriations / Allocations ¹	LTD Actuals	2021 Revised	2022	2023	2024	2025	2026	2027	Total
Drainage and Wastewater Fund	598	180	180	165	300	255	210	-	1,888
Solid Waste Fund	1,076	95	207	135	225	145	115	-	1,998
Water Fund	5,677	1,788	838	1,325	1,700	1,475	750	-	13,554
Total:	7,352	2,063	1,225	1,625	2,225	1,875	1,075	-	17,440

O&M Impacts: This is an ongoing program and any O&M needed as a result of this program is included in SPU's Operating Budget.

¹Funds are appropriated through the Adopted Budget at the Budget Summary Level. All Amounts shown above are in thousands of dollars

Streetcar Related Projects

Project No:	MC-SU-C4130	BSL Code:	BC-SU-C410B
Project Type:	Discrete	BSL Name:	Shared Cost Projects
Project Category:	Improved Facility	Location:	Various
Current Project Stage:	Stage 2 - Initiation, Project Definition, & Planning	Council District:	Multiple
Start/End Date:	2009 - 2030	Neighborhood District:	Multiple
Total Project Cost:	\$66,021	Urban Village:	Multiple

This project plans and relocates water facilities that will be impacted by the SDOT-led First Hill Streetcar project and related streetcar projects, which will connect major employment centers on First Hill to the regional light rail system stations on Capitol Hill and in the International District. It is currently in the construction phase. This project was formerly titled "First Hill Streetcar - WF."

Resources	LTD Actuals	2021 Revised	2022	2023	2024	2025	2026	2027	Total
Drainage and Wastewater Rates	4,054	119	12	12	12	4,412	-	-	8,621
Water Rates	14,643	152	-	-	-	-	-	-	14,795
Total:	18,697	271	12	12	12	4,412	-	-	23,416
Fund Appropriations / Allocations ¹	LTD Actuals	2021 Revised	2022	2023	2024	2025	2026	2027	Total
Drainage and Wastewater Fund	4,054	119	12	12	12	4,412	-	-	8,621
Water Fund	14,643	152	-	-	-	-	-	-	14,795
Total:	18,697	271	12	12	12	4,412	-	-	23,416

O&M Impacts: Any O&M needed as a result of this project will be included and/or identified as part of SPU's Operating Budget.

Finance and Administrative Services

Overview

The Finance and Administrative Services (FAS) Capital Improvement Program (CIP) is the department's blueprint for planning, replacing, maintaining, remodeling and upgrading FAS-managed facilities and IT infrastructure. These assets are used by City departments, as well as certain nonprofit organizations that serve the public, to deliver critical services to Seattle residents.

FAS' proposed CIP includes appropriations for ongoing capital programs and discrete, one-time capital projects with multi-year durations. Multi-year projects are identified by multiple priorities, including City goals (e.g., greenhouse gas reduction, public safety, improved ADA access), code compliance and severity of system deficiencies, and importance to tenant department operations. Planned schedules and funding commitments for these types of multi-year projects are typically made every year in conjunction with the annual budget process. The six-year FAS 2022-2027 CIP includes approximately \$217.7 million in funding for new and existing projects and programs.

Thematic Priorities

FAS is responsible for the operation and maintenance of approximately 3.2 million square feet of building space throughout the city, including municipal courts, police and fire facilities, shops and fleet maintenance facilities, high-rise office space in the civic core, parking garages and some of the City's community-based public service facilities. FAS' capital investments either improve or enhance the operational capacity of these mission-critical facilities and systems. FAS' CIP addresses the following priorities:

- **Life and safety issues** – High priority is given to projects intended to ensure continuity of service at facilities that provide emergency or other essential services (e.g., replacing generators near the end of their useful lives at essential facilities, such as police or fire stations). Projects that mitigate potential threats to human life and safety, such as mold and lead abatement and other hazardous conditions in building interiors and structural failures, also receive priority.
- **Federal, state and local requirements** – FAS must consider regulatory requirements in assessing capital needs when replacing existing, failing systems in FAS-managed facilities. One example is the Washington Administrative Code requirement to upgrade fire alarm panels and install fire sprinklers when substantial alterations are made in the course of upgrading or modernizing an existing building. Substantial alterations may also require facility improvements mandated by the Americans with Disabilities Act (ADA), which meet the City's dual goals of compliance with federal requirements and provision of equitable access.
- **Race and Social Justice Initiative (RSJI)** – FAS integrates the City's social equity contracting requirements into all aspects of the execution of CIP projects. Women and minority-owned business (WMBE) vendors, construction contractors and subcontractors may be contracted for design and construction work, furthering the City's goal to promote contracting with WMBE businesses. FAS works within the inclusion plan guidelines published by City Purchasing and Contracting for consultant, contracting and purchasing work. Additionally, Priority Hire, a community workforce agreement (CWA) and apprenticeship rules for construction contracts over \$5 million to further FAS' compliance with the City's community workforce goals and RSJI objectives.
- **Sustainability** – Several City sustainability policies and the Seattle building code guide FAS, as a building owner, to focus on meeting the energy-efficiency requirements of the Seattle Energy Code. Efforts focus on achieving cost-effective measures to reduce energy use and incorporating other sustainability strategies required by regulations. FAS will continue to address new sustainability

efforts, such as the “Green Fleet Action Plan” and the “2030 Challenge,” by proposing additional projects to reduce energy use and greenhouse gas emissions.

- **Asset preservation** – As authorized in Ordinance [121642](#), FAS dedicates annual funding in the CIP to support the replacement of existing building systems, guided by strict policies to ensure those funds are used exclusively to preserve, extend or replace failing and existing components such as roofs, windows, structures, electrical capacity, boilers or other systems at the end of their useful lives.

Aligning Capital Investments with Growth and/or Community Planning

FAS’ 2022-2027 Proposed CIP focuses primarily on preserving existing City assets and infrastructure. FAS’ commitment to support the operational growth and capacity challenges of our public safety departments is also demonstrated in the CIP investments to build and expand existing public safety facilities. Examples are seen in the rebuild of Fire Station 31 and the replacement of the Fire Station 5 dock. The FAS CIP Asset Preservation programs span across city districts to preserve the real property assets on FAS properties within the communities we serve.

Project Selection Criteria

Projects to be considered for inclusion in the FAS CIP fit the priority themes above and adhere to the capital and asset preservation policies adopted in Resolution [31203](#). They typically fall into two categories: Projects that improve or enhance operational effectiveness or projects that preserve the City’s capital assets. FAS solicits requests from its tenant departments for facilities-related projects that create or enhance operational effectiveness, vets them for timeliness and appropriateness and evaluates each request on its own merit. FAS also seeks Executive direction regarding projects that increase departments’ operational capacity and other areas of opportunity to consider when planning the City’s CIP priorities.

Asset preservation work is planned on a six-year cycle and evaluated for specific project development and execution. Department staff uses a custom database known as the Unifier Asset Management and Preservation System (Unifier), to maintain building-specific facilities condition indices and known building deficiencies in the more than 100 FAS-managed buildings.

Every year, FAS revises the list of facility asset preservation projects that need to be addressed. This list is compiled from annually updated asset management data generated by building condition assessments, energy audits, performance metrics and other capital planning studies. Elements that extend the useful life of improvements, increase tenant comfort and reduce utility bills are integrated into existing projects where feasible. The recent Facility Condition Assessment report supports the needed investments in asset preservation.

2022-2027 CIP Highlights:

FAS’ 2022-2027 Proposed CIP includes new critical investments and the endorsed ongoing programs and funding adjustments over six years, focusing on asset preservation of FAS properties and infrastructure, space consolidations supporting a key mayoral initiative, and improvements to public safety facilities. Below are specific programs and discrete capital projects with funding adjustments:

- **FAS SMT Tenant Improvement** – This project includes the continued implementation of the SMT FAS Consolidated Master Space Plan. This multiphase project will improve staff equity in work spaces, customer access to FAS public service counters and accommodate additional department staff while reducing FAS’ SMT footprint.

- **Seismic Retrofit Assessment** – This item adds funding for the Seismic Retrofit Facilities Improvements program. FAS facilities house important City services, many of which will be critical in the event of an earthquake. The Seismic Retrofit Facilities Improvements program will perform a preliminary engineering evaluation of the current portfolio and develop an implementation plan for seismic retrofits in FAS facilities to increase the City’s resiliency, reduce life safety issues due to a catastrophic event and reduce the risk of downtime or impacts to critical City services.
- **Animal Shelter** – The Seattle Animal Shelter continues to require substantial improvements to its infrastructure needs. Prioritizing safety projects, a seismic study and a backup generator installation will be completed in 2022. The remaining improvements will be developed into a proposed program for execution in 2023 and 2024.
- **Fire Station 31 Replacement** – This project provides funding for the design and construction of a new Fire Station 31 to replace the existing facility. This budget cycle proposes an adjusted spend plan to reflect current conditions but does not change the total project cost.
- **City Tax System (SLIM) Replacement** – This project provides funding to begin evaluating and planning for the replacement of the Seattle Licensing and Information Management (SLIM). Future funding will need to be allocated.

CIP Revenue Sources

The 2022-2027 Proposed CIP is supported by funding sources including Limited Tax General Obligation (LTGO) bonds, REET I and space rent charges by FAS to City departments. LTGO bond funding is used to fund projects such as SMT Elevator Rehab and HCM Replacement. The related debt service is funded by the rates charged by FAS to City departments. Endorsed REET I funds are focused on specific facility improvement needs, such as Earthquake Preparedness, Animal Shelter, and Fire Station 31 debt service.

Summary of Upcoming Budget Issues and Challenges

FAS’ most pressing long term CIP budget issues continue to involve the age and condition of many City-owned buildings and responding to federal, state and local code requirements and City sustainability goals, among other challenges. Below are specific programs and projects related to FAS budget challenges:

- **Asset Preservation** – The FAS Asset Preservation Program, created by Ordinance [121642](#), dedicates funds derived from space rent to replace building systems in 100 City buildings inside and outside of the downtown core. The Asset Preservation (AP) Program has historically been funded at a level of \$4 million annually from space rent charges. This funding level is short of the annual funding level of \$12 million that FAS’ current models suggest to adequately address deficiencies and deferred major maintenance work, estimated at more than \$100 million. Therefore, additional REET 1 is proposed for this purpose in the 2022-2027 Proposed CIP.
- **Building, Energy and Land Use Codes and City Sustainability Goals** – FAS’ efforts will play a major role in the City’s achievement of its sustainability and environmental goals. FAS must continue to provide reliable, compliant and structurally sound facilities that City departments use and that the public accesses. These investments require that FAS be diligent in evaluating and incorporating strategies and methods that achieve code compliance, energy efficiency and accessibility in the operations, maintenance and infrastructure improvements of its buildings, all in a cost-effective manner. How best to educate, inform and involve the public with regard to accomplishing these various goals is an on-going challenge.

Future Projects/What Is on the Horizon

City facilities must be accessible, reliable, well maintained and responsive to the needs of operating departments to ensure public safety and the delivery of critical services to customers. FAS will utilize the Facility Condition Assessment report to help in prioritizing the major maintenance and infrastructure project needs. However, FAS faces an ongoing challenge in adequately funding these needed asset preservation and major maintenance requirements at the City's aging facilities, including the 31-year-old Seattle Municipal Tower, Seattle Fire Department (SFD) Headquarters and multiple FAS' shops and yards.

Another issue is ensuring that capital projects are accurately budgeted and fully funded in the face of continued rising costs of construction. Furthermore, the City's public works requirements on capital projects have brought unique challenges to contractors bidding on public work, and these requirements have also impacted project costs and administration. Understanding how policies (including CWA, sustainability, energy efficiency, ADA, and RSII) and regulatory requirements influence and impact the City's capital programs and project costs needs to be a continuing conversation between CBO, FAS and capital departments.

Lastly, there are numerous Mayoral initiatives, from decarbonization and sustainability-driven projects, to electrification of vehicles and ongoing support of homelessness strategies that FAS stands ready to execute when funding opportunities become available.

ADA Improvements - Citywide

Project No:	MC-FA-ADAIMPCTY	BSL Code:	BC-FA-GOVTFAC
Project Type:	Discrete	BSL Name:	General Government Facilities - General
Project Category:	Improved Facility	Location:	Multiple City facilities
Current Project Stage:	Stage 3 - Design	Council District:	Multiple
Start/End Date:	2012 - 2022	Neighborhood District:	Multiple
Total Project Cost:	\$1,335	Urban Village:	Multiple

ADA Improvements Citywide Project provides FAS technical assistance, consultant engagement and City policy work. Policy guidance from FAS will provide the necessary support to the departments prioritization and implementation of ADA improvements as identified in the Citywide Transition Plan.

Resources	LTD Actuals	2021 Revised	2022	2023	2024	2025	2026	2027	Total
Real Estate Excise Tax I	835	500	-	-	-	-	-	-	1,335
Total:	835	500	-	-	-	-	-	-	1,335
Fund Appropriations / Allocations¹	LTD Actuals	2021 Revised	2022	2023	2024	2025	2026	2027	Total
REET I Capital Fund	835	500	-	-	-	-	-	-	1,335
Total:	835	500	-	-	-	-	-	-	1,335

O&M Impacts: N/A

ADA Improvements - FAS

Project No:	MC-FA-ADAIMPFAS	BSL Code:	BC-FA-ADAIMPR
Project Type:	Ongoing	BSL Name:	ADA Improvements
Project Category:	Improved Facility	Location:	FAS facilities
Current Project Stage:	N/A	Council District:	Multiple
Start/End Date:	N/A	Neighborhood District:	Multiple
Total Project Cost:	N/A	Urban Village:	Multiple

This project is the FAS American with Disabilities Act (ADA) ongoing program that will address specific ADA improvements and upgrades at various FAS-owned and operated facilities. Past work has included reconfiguration of restrooms, meeting rooms and other spaces, reconfiguration of facility amenities such as drinking fountains and various public access routes to sites, buildings and public spaces. Future funding allows FAS to implement its long-term strategy that resolves the most critical public-facing ADA deficiencies first and maximizes accessibility to the greatest extent possible.

Resources	LTD Actuals	2021 Revised	2022	2023	2024	2025	2026	2027	Total
Real Estate Excise Tax I	3,236	1,632	400	900	1,445	944	2,000	-	10,557
Total:	3,236	1,632	400	900	1,445	944	2,000	-	10,557
Fund Appropriations / Allocations¹	LTD Actuals	2021 Revised	2022	2023	2024	2025	2026	2027	Total
REET I Capital Fund	3,236	1,632	400	900	1,445	944	2,000	-	10,557
Total:	3,236	1,632	400	900	1,445	944	2,000	-	10,557

O&M Impacts: N/A

Asset Preservation - Schedule 1 Facilities

Project No:	MC-FA-APSCH1FAC	BSL Code:	BC-FA-APSCH1FAC
Project Type:	Ongoing	BSL Name:	Asset Preservation - Schedule 1 Facilities
Project Category:	Rehabilitation or Restoration	Location:	Multiple City facilities
Current Project Stage:	N/A	Council District:	Council District 7
Start/End Date:	N/A	Neighborhood District:	Downtown
Total Project Cost:	N/A	Urban Village:	Downtown

This ongoing program provides for long term preservation and major maintenance to the FAS schedule 1 facilities. Schedule 1 facilities are comprised of existing and future office buildings located in downtown Seattle, including but not limited to City Hall, the Seattle Municipal Tower and the Justice Center. Typical improvements may include, but are not limited to, energy efficiency enhancements through equipment replacement, upgrades/repairs to heating/ventilation/air conditioning systems, upgrades/repairs to electrical systems, upgrades/repairs to fire suppression systems, roof repairs or replacement, and structural assessments and repairs. This work ensures the long-term preservation of the operational use of the facilities.

Resources	LTD Actuals	2021 Revised	2022	2023	2024	2025	2026	2027	Total
Department Space Allocation Charges	12,927	5,926	2,152	2,152	2,152	2,152	2,152	2,152	31,764
Real Estate Excise Tax I	5,312	1,428	1,350	1,450	-	1,000	2,000	2,000	14,540
Total:	18,238	7,354	3,502	3,602	2,152	3,152	4,152	4,152	46,304
Fund Appropriations / Allocations¹	LTD Actuals	2021 Revised	2022	2023	2024	2025	2026	2027	Total
Facility Asset Preservation Fund	12,927	5,926	2,152	2,152	2,152	2,152	2,152	2,152	31,764
REET I Capital Fund	5,312	1,428	1,350	1,450	-	1,000	2,000	2,000	14,540
Total:	18,238	7,354	3,502	3,602	2,152	3,152	4,152	4,152	46,304

O&M Impacts: N/A

¹Funds are appropriated through the Adopted Budget at the Budget Summary Level. All Amounts shown above are in thousands of dollars

Asset Preservation - Schedule 2 Facilities

Project No:	MC-FA-APSCH2FAC	BSL Code:	BC-FA-APSCH2FAC
Project Type:	Ongoing	BSL Name:	Asset Preservation - Schedule 2 Facilities
Project Category:	Rehabilitation or Restoration	Location:	Multiple City facilities
Current Project Stage:	N/A	Council District:	Multiple
Start/End Date:	N/A	Neighborhood District:	Multiple
Total Project Cost:	N/A	Urban Village:	Multiple

This ongoing program provides for long term preservation and major maintenance to the FAS schedule 2 facilities. Schedule 2 facilities are comprised of existing and future structures, shops and yards located throughout Seattle, including but not limited to City vehicle maintenance facilities at Haller Lake and Charles Street, FAS shops located at Airport Way S., fire stations, police precincts including the animal shelter, and other FAS managed facilities used for City Services. Typical improvements may include, but are not limited to, energy efficiency enhancements through equipment replacement, upgrades/repairs to heating/ventilation/air conditioning systems, upgrades/repairs to electrical systems, upgrades/repairs to fire suppression systems, roof repairs or replacement, and structural assessments and repairs. This work ensures the long-term preservation of the operational use of the facilities.

Resources	LTD Actuals	2021 Revised	2022	2023	2024	2025	2026	2027	Total
CRS Misc Revenues	-	-	500	-	-	-	-	-	500
Department Space Allocation Charges	11,808	3,182	1,848	1,848	1,848	1,848	1,848	1,848	26,078
Real Estate Excise Tax I	1,935	4,765	-	-	303	1,464	2,839	3,881	15,187
Total:	13,743	7,947	2,348	1,848	2,151	3,312	4,687	5,729	41,765
Fund Appropriations / Allocations¹	LTD Actuals	2021 Revised	2022	2023	2024	2025	2026	2027	Total
Facility Asset Preservation Fund	11,808	3,182	1,848	1,848	1,848	1,848	1,848	1,848	26,078
REET I Capital Fund	1,935	4,765	-	-	303	1,464	2,839	3,881	15,187
Unrestricted Cumulative Reserve Fund	-	-	500	-	-	-	-	-	500
Total:	13,743	7,947	2,348	1,848	2,151	3,312	4,687	5,729	41,765

O&M Impacts: N/A

¹Funds are appropriated through the Adopted Budget at the Budget Summary Level. All Amounts shown above are in thousands of dollars

City Facilities Project Delivery Services

Project No:	MC-FA-CTYPDS	BSL Code:	BC-FA-FASPDs
Project Type:	Ongoing	BSL Name:	FAS Project Delivery Services
Project Category:	Improved Facility	Location:	Multiple
Current Project Stage:	N/A	Council District:	Multiple
Start/End Date:	N/A	Neighborhood District:	Multiple
Total Project Cost:	N/A	Urban Village:	Multiple

This ongoing program provides pass-through budget authority for FAS to provide design and construction management services, as requested by City departments, at facilities that are neither managed nor leased by FAS. Typical work may include, but is not limited to, the following services: predesign, programming, master planning, conceptual planning, architectural and engineering design and construction administration. FAS proposes to use the second and fourth quarterly supplemental budget process to "right size" the pass-through budget authority for this project. This approach allows FAS to meet the present needs of departments that have funding for their projects and is consistent with year-end accounting and budgetary requirements.

Resources	LTD Actuals	2021 Revised	2022	2023	2024	2025	2026	2027	Total
Interdepartmental Transfer	6,401	1,599	-	-	-	-	-	-	8,000
Total:	6,401	1,599	-	-	-	-	-	-	8,000
Fund Appropriations / Allocations ¹	LTD Actuals	2021 Revised	2022	2023	2024	2025	2026	2027	Total
Finance and Administrative Services Fund	6,401	1,599	-	-	-	-	-	-	8,000
Total:	6,401	1,599	-	-	-	-	-	-	8,000

O&M Impacts: N/A

City Hall and Seattle Municipal Tower Tenant Improvements

Project No:	MC-FA-CTYHLTIMP	BSL Code:	BC-FA-GOVTFAC
Project Type:	Ongoing	BSL Name:	General Government Facilities - General
Project Category:	Improved Facility	Location:	Multiple City Facilities
Current Project Stage:	N/A	Council District:	Council District 7
Start/End Date:	N/A	Neighborhood District:	Downtown
Total Project Cost:	N/A	Urban Village:	Downtown

This project provides predesign, design, and construction services for developing or reconfiguring space and other adjacent functions in the Downtown Civic Campus. Work may include, but is not limited to, working with project sponsors to catalog space and equipment needs, energy efficiency improvements, developing planning options, developing project cost estimates, and construction. Work may also include analysis of how vacated space in other facilities might be utilized for other city uses.

Resources	LTD Actuals	2021 Revised	2022	2023	2024	2025	2026	2027	Total
FAS Fund Balance	1	(1)	-	-	-	-	-	-	-
Property Sales and Interest Earnings	311	(12)	-	-	-	-	-	-	299
Real Estate Excise Tax I	7,391	3,330	1,612	2,500	-	-	-	-	14,833
Street Vacations - CRSU	-	250	-	-	-	-	-	-	250
Total:	7,703	3,567	1,612	2,500	-	-	-	-	15,382
Fund Appropriations / Allocations¹	LTD Actuals	2021 Revised	2022	2023	2024	2025	2026	2027	Total
Finance and Administrative Services Fund	1	(1)	-	-	-	-	-	-	-
REET I Capital Fund	7,391	3,330	1,612	2,500	-	-	-	-	14,833
Unrestricted Cumulative Reserve Fund	311	238	-	-	-	-	-	-	549
Total:	7,703	3,567	1,612	2,500	-	-	-	-	15,382

O&M Impacts: N/A

Customer Requested Tenant Improvement Program			
Project No:	MC-FA-CREQTIMP	BSL Code:	BC-FA-GOVTFAC
Project Type:	Ongoing	BSL Name:	General Government Facilities - General
Project Category:	Improved Facility	Location:	Multiple City Facilities
Current Project Stage:	N/A	Council District:	Multiple
Start/End Date:	N/A	Neighborhood District:	Multiple
Total Project Cost:	N/A	Urban Village:	Multiple

This ongoing project provides for pass-through budget authority for FAS to perform all customer department tenant improvement work as requested by city departments. Typical work may include, but is not limited to, project management services of all phases of a capital facility project including, predesign, programming, master planning, conceptual planning, architectural and engineering design, bid, permitting and construction administration.

Resources	LTD Actuals	2021 Revised	2022	2023	2024	2025	2026	2027	Total
FAS Fund Balance	52,595	-	-	-	-	-	-	-	52,595
Interdepartmental Transfer	22,770	2,719	-	-	-	-	-	-	25,489
Total:	75,365	2,719	-	-	-	-	-	-	78,084
Fund Appropriations / Allocations¹	LTD Actuals	2021 Revised	2022	2023	2024	2025	2026	2027	Total
Finance and Administrative Services Fund	75,365	2,719	-	-	-	-	-	-	78,084
Total:	75,365	2,719	-	-	-	-	-	-	78,084

O&M Impacts: N/A

Customer Requested Tenant Improvement Program			
Project No:	MC-FA-FASPD	BSL Code:	BC-FA-FASPD
Project Type:	Ongoing	BSL Name:	FAS Project Delivery Services
Project Category:	Improved Facility	Location:	Multiple
Current Project Stage:	N/A	Council District:	Multiple
Start/End Date:	N/A	Neighborhood District:	Multiple
Total Project Cost:	N/A	Urban Village:	Multiple

This ongoing program provides pass-through budget authority for FAS to provide tenant improvement work, as requested by City departments, at facilities that are managed or leased by FAS. Typical improvements may include, but are not limited to tenant space remodels, security system upgrades and equipment replacement. Other project types include architectural and engineering services including conceptual planning, design alternative development and preliminary cost estimating. Typical preliminary design and engineering work includes, but is not limited to, pre-design and analysis of project alternatives, cost estimates, test to fit studies, preliminary schedule development, engineering studies and code compliance, site development planning and conceptual design and financial analysis of capital improvements options in conjunction with FAS and CIP priorities, programs and initiatives.

Resources	LTD Actuals	2021 Revised	2022	2023	2024	2025	2026	2027	Total
Interdepartmental Transfer	18,235	4,265	3,500	3,500	3,500	3,500	3,500	3,500	43,500
Total:	18,235	4,265	3,500	3,500	3,500	3,500	3,500	3,500	43,500
Fund Appropriations / Allocations¹	LTD Actuals	2021 Revised	2022	2023	2024	2025	2026	2027	Total
Finance and Administrative Services Fund	18,235	4,265	3,500	3,500	3,500	3,500	3,500	3,500	43,500
Total:	18,235	4,265	3,500	3,500	3,500	3,500	3,500	3,500	43,500

O&M Impacts: N/A

Drive Clean Seattle Fleet Electric Vehicle Infrastructure

Project No:	MC-FA-DRVCLNFLT	BSL Code:	BC-FA-GOVTFAC
Project Type:	Discrete	BSL Name:	General Government Facilities - General
Project Category:	Improved Facility	Location:	Multiple
Current Project Stage:	Stage 3 - Design	Council District:	Multiple
Start/End Date:	2016 - 2020	Neighborhood District:	Multiple
Total Project Cost:	\$7,970	Urban Village:	Multiple

This project funds FAS's capital work efforts towards meeting the Drive Clean Seattle (DCS) initiative, a comprehensive transportation electrification strategy to transition Seattle's transportation sector from reliance on fossil fuels to the maximal use of clean, carbon-neutral electricity. Work will include but is not limited to, the design, permitting, and construction of 150 electric vehicle charging stations in the Seattle Municipal Tower to provide capacity for the conversion of City fleet to electric vehicles. Future work may include the installation of charging stations at additional sites.

Resources	LTD Actuals	2021 Revised	2022	2023	2024	2025	2026	2027	Total
Interdepartmental Transfer	98	(98)	-	-	-	-	-	-	-
Miscellaneous Grants or Donations	-	118	-	-	-	-	-	-	118
Real Estate Excise Tax I	4,636	3,216	-	-	-	-	-	-	7,852
Total:	4,734	3,236	-	-	-	-	-	-	7,970
Fund Appropriations / Allocations¹	LTD Actuals	2021 Revised	2022	2023	2024	2025	2026	2027	Total
Finance and Administrative Services Fund	98	20	-	-	-	-	-	-	118
REET I Capital Fund	4,636	3,216	-	-	-	-	-	-	7,852
Total:	4,734	3,236	-	-	-	-	-	-	7,970

O&M Impacts: FAS expects a temporary O&M cost increase for increased power usage as EV charging stations are utilized. FAS will develop a method for recovering costs from departments. Costs to departments will be offset by fuel savings.

¹Funds are appropriated through the Adopted Budget at the Budget Summary Level. All Amounts shown above are in thousands of dollars

Energy Efficiency for Municipal Buildings

Project No:	MC-FA-ENEFFMBLD	BSL Code:	BC-FA-EXTPROJ
Project Type:	Ongoing	BSL Name:	FAS Oversight-External Projects
Project Category:	Improved Facility	Location:	Multiple City facilities
Current Project Stage:	N/A	Council District:	Multiple
Start/End Date:	N/A	Neighborhood District:	Multiple
Total Project Cost:	N/A	Urban Village:	Multiple

This project funds energy efficiency work across City facilities, managed by the Office of Sustainability and Environment (OSE), in support the City's goal to achieve a 20% reduction in building energy use by the year 2020. OSE will implement a package of energy efficiency projects, as well as continue a suite of O&M improvements, program management, measurement and tracking, and building assessments. The energy efficiency upgrades are expected to generate utility rebates paid by Seattle City Light and Puget Sound Energy, to be deposited into the General Subfund and shown here as future General Subfund revenue. Work may include but is not limited to, building tune-ups, facility improvements, building energy upgrades, and energy efficiency measures.

Resources	LTD Actuals	2021 Revised	2022	2023	2024	2025	2026	2027	Total
General Fund	492	234	-	-	-	-	-	-	726
Property Sales and Interest Earnings	12	338	-	-	-	-	-	-	350
Real Estate Excise Tax I	7,921	1,665	1,595	1,500	1,500	-	-	-	14,181
State Grant Funds	278	(278)	-	-	-	-	-	-	-
Use of Fund Balance	57	(57)	-	-	-	-	-	-	-
Total:	8,760	1,902	1,595	1,500	1,500	-	-	-	15,257
Fund Appropriations / Allocations¹	LTD Actuals	2021 Revised	2022	2023	2024	2025	2026	2027	Total
General Fund	492	234	-	-	-	-	-	-	726
REET I Capital Fund	7,921	1,665	1,595	1,500	1,500	-	-	-	14,181
Unrestricted Cumulative Reserve Fund	347	3	-	-	-	-	-	-	350
Total:	8,760	1,902	1,595	1,500	1,500	-	-	-	15,257

O&M Impacts: N/A

¹Funds are appropriated through the Adopted Budget at the Budget Summary Level. All Amounts shown above are in thousands of dollars

FAS Information Technology System Initiatives

Project No:	MC-FA-ITSYSINIT	BSL Code:	BC-FA-A1IT
Project Type:	Ongoing	BSL Name:	Information Technology
Project Category:	New Investment	Location:	700 5th AVE
Current Project Stage:	N/A	Council District:	Multiple
Start/End Date:	N/A	Neighborhood District:	Multiple
Total Project Cost:	N/A	Urban Village:	Multiple

This project provides funding for FAS to implement information technology (IT) proposals, to replace existing FAS IT systems that are at the end of their useful lives, accommodate new programmatic and operational needs, and allow the department to function efficiently. FAS coordinates development and implementation of these proposals with the Seattle Information Technology Department. Specific projects include replacing FAS' department-wide budget system, developing a new risk management information system, and assessing and replacing FAS' Capital Projects Information Management System.

Resources	LTD Actuals	2021 Revised	2022	2023	2024	2025	2026	2027	Total
Interdepartmental Transfer	-	500	-	-	-	-	-	-	500
LTGO Bond Proceeds	102	1,231	-	-	-	-	-	-	1,333
Total:	102	1,731	-	-	-	-	-	-	1,833
Fund Appropriations / Allocations ¹	LTD Actuals	2021 Revised	2022	2023	2024	2025	2026	2027	Total
2019 Multipurpose LTGO Bond Fund	102	1,231	-	-	-	-	-	-	1,333
Finance and Administrative Services Fund	-	500	-	-	-	-	-	-	500
Total:	102	1,731	-	-	-	-	-	-	1,833

O&M Impacts: N/A

¹Funds are appropriated through the Adopted Budget at the Budget Summary Level. All Amounts shown above are in thousands of dollars

Fire Facilities South Lake Union

Project No:	MC-FA-PSFSSLU	BSL Code:	BC-FA-PSFACFIRE
Project Type:	Discrete	BSL Name:	Public Safety Facilities Fire
Project Category:	New Facility	Location:	TBD
Current Project Stage:	Stage 1 - Pre-Project Development	Council District:	Multiple
Start/End Date:	2017 - 2019	Neighborhood District:	Lake Union
Total Project Cost:	\$300	Urban Village:	Multiple

This project provides for site evaluation and acquisition (and potential future design and construction) for a new Marine Emergency Response facility for a freshwater and land-based fire apparatus in the vicinity of the South Lake Union and Denny Triangle neighborhoods. Due to recent population growth in these neighborhoods, there is an ever-increasing need to site a new facility. Initial funding supports the City's site evaluation work and/or design and pre-planning costs. The total cost of developing the facility has not yet been determined.

Resources	LTD Actuals	2021 Revised	2022	2023	2024	2025	2026	2027	Total
Real Estate Excise Tax I	115	(700)	-	-	-	-	-	-	(585)
Total:	115	(700)	-	-	-	-	-	-	(585)
Fund Appropriations / Allocations ¹	LTD Actuals	2021 Revised	2022	2023	2024	2025	2026	2027	Total
REET I Capital Fund	115	(700)	-	-	-	-	-	-	(585)
Total:	115	(700)	-	-	-	-	-	-	(585)

O&M Impacts: N/A

Fire Station 31 Replacement

Project No:	MC-FA-FS31	BSL Code:	BC-FA-PSFACFIRE
Project Type:	Discrete	BSL Name:	Public Safety Facilities Fire
Project Category:	New Facility	Location:	11320 Meridian Ave. N
Current Project Stage:	Stage 1 - Pre-Project Development	Council District:	Council District 5
Start/End Date:	2020 - 2026	Neighborhood District:	
Total Project Cost Range:	35,000 - 56,000	Urban Village:	Aurora Licton Springs

This project provides funding for acquisition, design and construction of a new Fire Station 31 to replace the existing facility and the demolition of the existing Fire Station 31. The 2020 appropriations are supported with an Interfund Loan. The Interfund Loan will be paid back with 2021 LTGO Bond Proceeds (\$8.09m).

Resources	LTD Actuals	2021 Revised	2022	2023	2024	2025	2026	2027	Total
LTGO Bond Proceeds	4,542	6,741	3,500	17,000	10,000	1,000	-	-	42,783
Real Estate Excise Tax I	-	3,100	-	-	-	-	-	-	3,100
Total:	4,542	9,841	3,500	17,000	10,000	1,000	-	-	45,883
Fund Appropriations / Allocations¹	LTD Actuals	2021 Revised	2022	2023	2024	2025	2026	2027	Total
2021 Multipurpose LTGO Bond Fund	4,542	6,741	-	-	-	-	-	-	11,283
2022 Multipurpose LTGO Bond Fund	-	-	3,500	-	-	-	-	-	3,500
2023 Multipurpose LTGO Bond Fund	-	-	-	17,000	-	-	-	-	17,000
2024 Multipurpose LTGO Bond Fund	-	-	-	-	10,000	-	-	-	10,000
2025 Multipurpose LTGO Bond Fund	-	-	-	-	-	1,000	-	-	1,000
REET I Capital Fund	-	3,100	-	-	-	-	-	-	3,100
Total:	4,542	9,841	3,500	17,000	10,000	1,000	-	-	45,883

Financial Planning Strategy: The estimated cost to reach 100% design, including land acquisition and demolition of the old structure is \$11.3m. Once the project reaches the 30% design milestone it will be baselined and FAS will establish a total project cost. The financial planning estimate above is based on the midpoint of the Total Project Cost range. The expenditures per year are based on typical design, bidding and construction durations of similar projects. The current financial strategy is to finance acquisition, design, and construction with REET backed LTGO bonds.

O&M Impacts: O&M impacts will be evaluated as the project advances through the design process.

¹Funds are appropriated through the Adopted Budget at the Budget Summary Level. All Amounts shown above are in thousands of dollars

Fire Station 31 Temporary Station

Project No:	MC-FA-FS31IMP	BSL Code:	BC-FA-PSFACFIRE
Project Type:	Discrete	BSL Name:	Public Safety Facilities Fire
Project Category:	New Facility	Location:	1319 N Northgate Way
Current Project Stage:	Stage 2 - Initiation, Project Definition, & Planning	Council District:	Council District 5
Start/End Date:	2019 - 2021	Neighborhood District:	Northwest
Total Project Cost:	\$3,350	Urban Village:	Aurora Licton Springs

This project provides resources to provide an interim location for Fire Station 31. The project includes leasing an interim site for the fire station, providing tents and trailers to house the fire fighters and equipment, and identifying a site for a permanent fire station.

Resources	LTD Actuals	2021 Revised	2022	2023	2024	2025	2026	2027	Total
Real Estate Excise Tax I	2,183	167	200	200	200	200	200	-	3,350
Total:	2,183	167	200	200	200	200	200	-	3,350

Fund Appropriations / Allocations ¹	LTD Actuals	2021 Revised	2022	2023	2024	2025	2026	2027	Total
REET I Capital Fund	2,183	167	200	200	200	200	200	-	3,350
Total:	2,183	167	200	200	200	200	200	-	3,350

O&M Impacts: N/A

Fire Station 32

Project No:	MC-FA-FFERPFS32	BSL Code:	BC-FA-NBHFIRES
Project Type:	Discrete	BSL Name:	Neighborhood Fire Stations
Project Category:	Improved Facility	Location:	3715 SW Alaska St
Current Project Stage:	Stage 6 - Closeout	Council District:	Council District 1
Start/End Date:	2010 - 2019	Neighborhood District:	Southwest
Total Project Cost:	\$11,908	Urban Village:	West Seattle Junction

This project, part of the 2003 Fire Facilities and Emergency Response Levy Program, rebuilds Fire Station 32 in a three-story structure at its existing site. It also provides temporary quarters for firefighters while the fire station is under construction. The existing Fire Station 32 is seismically vulnerable and cannot feasibly be renovated to provide the space necessary to support modern firefighting equipment and emergency functions. The project supports firefighters in the provision of high-quality emergency services to the West Seattle community and will protect them in the event of an earthquake.

Resources	LTD Actuals	2021 Revised	2022	2023	2024	2025	2026	2027	Total
LTGO Bond Proceeds	787	250	-	-	-	-	-	-	1,037
Real Estate Excise Tax I	4,442	1	-	-	-	-	-	-	4,443
Seattle Voter-Approved Levy	6,428	-	-	-	-	-	-	-	6,428
Total:	11,657	251	-	-	-	-	-	-	11,908
Fund Appropriations / Allocations ¹	LTD Actuals	2021 Revised	2022	2023	2024	2025	2026	2027	Total
2003 Fire Facilities Levy Fund	6,428	-	-	-	-	-	-	-	6,428
2015 Multipurpose LTGO Bond Fund	387	-	-	-	-	-	-	-	387
2018 Multipurpose LTGO Bond Fund	400	250	-	-	-	-	-	-	650
REET I Capital Fund	4,442	1	-	-	-	-	-	-	4,443
Total:	11,657	251	-	-	-	-	-	-	11,908

O&M Impacts: N/A

¹Funds are appropriated through the Adopted Budget at the Budget Summary Level. All Amounts shown above are in thousands of dollars

Fire Station 5

Project No:	MC-FA-FS5	BSL Code:	BC-FA-PSFACFIRE
Project Type:	Discrete	BSL Name:	Public Safety Facilities Fire
Project Category:	Improved Facility	Location:	925 Alaskan Way
Current Project Stage:	Stage 5 - Construction	Council District:	Council District 7
Start/End Date:	2014 - 2023	Neighborhood District:	Downtown
Total Project Cost:	\$14,391	Urban Village:	Downtown

This project, located on the downtown Seattle waterfront, provides a seismic and safety upgrade for Fire Station 5 and makes functional improvements to the facility and building systems. The project renovates the fire station and replaces the existing dock to protect fire fighters in the event of an earthquake and allows them to provide high-quality marine and land-based emergency service. The project was originally timed to coincide with the Seawall replacement project as this facility is physically attached to the Seawall structure, and dock replacement work was timed to align with Washington State Ferries (WSF) projects along the Waterfront.

Resources	LTD Actuals	2021 Revised	2022	2023	2024	2025	2026	2027	Total
Interdepartmental Transfer	51	191	-	-	-	-	-	-	242
LTGO Bond Proceeds	4,468	1,832	-	-	-	-	-	-	6,300
Real Estate Excise Tax I	1,478	2,871	3,500	-	-	-	-	-	7,849
Total:	5,997	4,894	3,500	-	-	-	-	-	14,391
Fund Appropriations / Allocations¹	LTD Actuals	2021 Revised	2022	2023	2024	2025	2026	2027	Total
2016 Multipurpose LTGO Bond Fund	1,928	72	-	-	-	-	-	-	2,000
2017 Multipurpose LTGO Bond Fund	2,541	1,759	-	-	-	-	-	-	4,300
Finance and Administrative Services Fund	51	191	-	-	-	-	-	-	242
REET I Capital Fund	1,478	2,871	3,500	-	-	-	-	-	7,849
Total:	5,997	4,894	3,500	-	-	-	-	-	14,391

O&M Impacts: N/A

¹Funds are appropriated through the Adopted Budget at the Budget Summary Level. All Amounts shown above are in thousands of dollars

Fire Station Improvement Debt Service

Project No:	MC-FA-FSDEBTSV	BSL Code:	BC-FA-NBHFIRE
Project Type:	Debt Service	BSL Name:	Neighborhood Fire Stations
Project Category:	Improved Facility	Location:	N/A
Current Project Stage:	N/A	Council District:	Multiple
Start/End Date:	2008 - 2037	Neighborhood District:	Not in a Neighborhood District
Total Project Cost:	\$79,682	Urban Village:	Not in an Urban Village

This project provides for the payment of debt service on bonds issued to cover a portion of the costs associated with the 2003 Fire Facilities and Emergency Response Levy and associated asset preservation expenses.

Resources	LTD Actuals	2021 Revised	2022	2023	2024	2025	2026	2027	Total
Real Estate Excise Tax I	42,430	3,606	4,181	4,921	6,056	6,542	5,973	5,970	79,679
Total:	42,430	3,606	4,181	4,921	6,056	6,542	5,973	5,970	79,679

Fund Appropriations / Allocations¹	LTD Actuals	2021 Revised	2022	2023	2024	2025	2026	2027	Total
REET I Capital Fund	42,430	3,606	4,181	4,921	6,056	6,542	5,973	5,970	79,679
Total:	42,430	3,606	4,181	4,921	6,056	6,542	5,973	5,970	79,679

O&M Impacts: N/A

Fire Stations Ventilation Upgrades

Project No:	MC-FA-SFDVENT	BSL Code:	BC-FA-GOVTFAC
Project Type:	Discrete	BSL Name:	General Government Facilities - General
Project Category:	Rehabilitation or Restoration	Location:	Multiple
Current Project Stage:	Stage 3 - Design	Council District:	Multiple
Start/End Date:	2018 - 2022	Neighborhood District:	Multiple
Total Project Cost:	\$2,800	Urban Village:	Multiple

This project funds the design and construction of a phased ventilation upgrade at 10 fire stations and the Joint Training Facility to bring these facilities into conformance with the section of the Washington Administrative Code that defines safety standards for firefighters.

Resources	LTD Actuals	2021 Revised	2022	2023	2024	2025	2026	2027	Total
Real Estate Excise Tax I	1,615	779	-	-	-	-	-	-	2,394
Seattle Voter-Approved Levy	-	406	-	-	-	-	-	-	406
Seattle Voter-Approved Levy	398	(398)	-	-	-	-	-	-	-
Total:	2,013	787	-	-	-	-	-	-	2,800
Fund Appropriations / Allocations ¹	LTD Actuals	2021 Revised	2022	2023	2024	2025	2026	2027	Total
2003 Fire Facilities Levy Fund	398	8	-	-	-	-	-	-	406
REET I Capital Fund	1,615	779	-	-	-	-	-	-	2,394
Total:	2,013	787	-	-	-	-	-	-	2,800

O&M Impacts: N/A

Garden of Remembrance

Project No:	MC-FA-GARDENREM	BSL Code:	BC-FA-GARDENREM
Project Type:	Ongoing	BSL Name:	Garden of Remembrance
Project Category:	Rehabilitation or Restoration	Location:	1301 3rd Ave.
Current Project Stage:	N/A	Council District:	Council District 7
Start/End Date:	N/A	Neighborhood District:	Downtown
Total Project Cost:	N/A	Urban Village:	Downtown

This ongoing project provides an annual contribution (including increases for inflation) to a capital renewal fund for the Garden of Remembrance, located next to Benaroya Hall, per an agreement with Benaroya Hall Music Center (BHMC), a private, non-profit affiliate of the Seattle Symphony. This project pays for major maintenance and replaces garden installations including, but not limited to, irrigation equipment, landscaping, electrical/lighting fixtures, and mechanical water features. The project is managed by the BHMC and is displayed within FAS' CIP for informational purposes only.

Resources	LTD Actuals	2021 Revised	2022	2023	2024	2025	2026	2027	Total
Department Space Allocation Charges	15	(15)	-	-	-	-	-	-	-
General Fund	-	-	-	-	-	-	-	35	35
Property Sales and Interest Earnings	463	58	31	32	33	33	34	-	684
Use of Fund Balance	28	(28)	-	-	-	-	-	-	-
Total:	506	15	31	32	33	33	34	35	719
Fund Appropriations / Allocations ¹	LTD Actuals	2021 Revised	2022	2023	2024	2025	2026	2027	Total
Garden Capital Trust Fund	15	(15)	-	-	-	-	-	-	-
General Fund	-	-	-	-	-	-	-	35	35
Unrestricted Cumulative Reserve Fund	491	30	31	32	33	33	34	-	684
Total:	506	15	31	32	33	33	34	35	719

O&M Impacts: N/A

Human Capital Management System

Project No:	MC-FA-HCMSYS	BSL Code:	BC-FA-A11T
Project Type:	Discrete	BSL Name:	Information Technology
Project Category:	New Investment	Location:	700 5th Ave
Current Project Stage:	Stage 1 - Pre-Project Development	Council District:	Council District 7
Start/End Date:	2021 - 2026	Neighborhood District:	
Total Project Cost:	\$60,936	Urban Village:	Downtown

This technology project funds the planning, design and replacement of the aging Human Resource Information System (HRIS), which includes the citywide payroll and benefit system, with a new Human Capital Management (HCM) system. The timing of this project is critical for the citywide HR, timekeeping and payroll system, which will no longer be supported after 2023. The project was approved by the Enterprise Oversight Board (EOB) in February 2020 and will be managed out of the FAS Business Systems division, with funding and partnership from Seattle Department of Human Resources (SDHR) and Seattle IT (ITD)

Resources	LTD Actuals	2021 Revised	2022	2023	2024	2025	2026	2027	Total
LTGO Bond Proceeds	-	7,500	17,636	18,185	17,615	-	-	-	60,936
Total:	-	7,500	17,636	18,185	17,615	-	-	-	60,936
Fund Appropriations / Allocations¹	LTD Actuals	2021 Revised	2022	2023	2024	2025	2026	2027	Total
2021 Multipurpose LTGO Bond Fund	-	7,500	-	-	-	-	-	-	7,500
2022 Multipurpose LTGO Bond Fund	-	-	17,636	-	-	-	-	-	17,636
2023 Multipurpose LTGO Bond Fund	-	-	-	18,185	-	-	-	-	18,185
2024 Multipurpose LTGO Bond Fund	-	-	-	-	17,615	-	-	-	17,615
Total:	-	7,500	17,636	18,185	17,615	-	-	-	60,936

O&M Impacts: To begin the strategic planning for implementing a new system, both FAS Business Systems and Seattle Department of Human Resources (SDHR) will hire 1.0 FTE and 2.0 FTEs respectively in 2020. Additional funding from ITD will allow for a strategic consulting firm to assist with this body of work and finalize the implementation budget and schedule. Additional staffing and services will be required in 2021 and 2022 for the life of the project.

¹Funds are appropriated through the Adopted Budget at the Budget Summary Level. All Amounts shown above are in thousands of dollars

North Seattle Public Safety Facilities

Project No:	MC-FA-SPSFDEBT	BSL Code:	BC-FA- SPSFDEBT
Project Type:	Ongoing	BSL Name:	Seattle Public Safety Facilities Debt Service
Project Category:	Improved Facility	Location:	Multiple
Current Project Stage:	N/A	Council District:	Multiple
Start/End Date:	N/A	Neighborhood District:	Multiple
Total Project Cost:	N/A	Urban Village:	Multiple

This project provides funding for long term public safety facility needs in North Seattle. These funds are for planning, design, and possible construction of facilities, as well as potential debt service for larger bond funded projects. Due to the current age of both police and fire facilities, along with expected growth in Northgate and other areas in North Seattle, planning for future improvements is critical to maintaining emergency response.

O&M Impacts:

¹Funds are appropriated through the Adopted Budget at the Budget Summary Level. All Amounts shown above are in thousands of dollars

Seattle Animal Shelter Facilities

Project No:	MC-FA-SASFAC	BSL Code:	BC-FA-GOVTFAC
Project Type:	Discrete	BSL Name:	General Government Facilities - General
Project Category:	Improved Facility	Location:	2061 15th Ave W, Seattle, WA 98119
Current Project Stage:	Stage 2 - Initiation, Project Definition, & Planning	Council District:	Council District 7
Start/End Date:	2022 - 2025	Neighborhood District:	Magnolia/Queen Anne
Total Project Cost:	\$3,400	Urban Village:	

This project funds the department of Finance and Administrative Service's work to repair and upgrade Seattle Animal Shelter facilities and building systems.

Resources	LTD Actuals	2021 Revised	2022	2023	2024	2025	2026	2027	Total
Real Estate Excise Tax I	-	-	500	639	1,200	1,061	-	-	3,400
Total:	-	-	500	639	1,200	1,061	-	-	3,400
Fund Appropriations / Allocations¹	LTD Actuals	2021 Revised	2022	2023	2024	2025	2026	2027	Total
REET I Capital Fund	-	-	500	639	1,200	1,061	-	-	3,400
Total:	-	-	500	639	1,200	1,061	-	-	3,400

O&M Impacts: Not applicable.

Seattle City Hall HVAC Improvements

Project No:	MC-FA-CTYHLHVAC	BSL Code:	BC-FA-GOVTFAC
Project Type:	Discrete	BSL Name:	General Government Facilities - General
Project Category:	Improved Facility	Location:	600 Fourth AVE
Current Project Stage:	Stage 6 - Closeout	Council District:	Council District 7
Start/End Date:	2016 - 2019	Neighborhood District:	Downtown
Total Project Cost:	\$878	Urban Village:	Downtown

This project funds Heating Ventilation and Air Conditioning (HVAC) system improvements to Seattle City Hall. These improvements include, but are not limited to, updating the building control system and reconfiguration of existing systems.

Resources	LTD Actuals	2021 Revised	2022	2023	2024	2025	2026	2027	Total
Real Estate Excise Tax I	878	-	-	-	-	-	-	-	878
Total:	878	-	-	-	-	-	-	-	878

Fund Appropriations / Allocations¹	LTD Actuals	2021 Revised	2022	2023	2024	2025	2026	2027	Total
REET I Capital Fund	878	-	-	-	-	-	-	-	878
Total:	878	-	-	-	-	-	-	-	878

O&M Impacts: N/A

¹Funds are appropriated through the Adopted Budget at the Budget Summary Level. All Amounts shown above are in thousands of dollars

Seattle Municipal Courts

Project No:	MC-FA-MUNICOURT	BSL Code:	BC-FA-GOVTFAC
Project Type:	Ongoing	BSL Name:	General Government Facilities - General
Project Category:	Improved Facility	Location:	600 5th AVE
Current Project Stage:	N/A	Council District:	Council District 7
Start/End Date:	N/A	Neighborhood District:	Downtown
Total Project Cost:	N/A	Urban Village:	Downtown

This project provides for various facility improvements. Work may include, but is not limited to, space reconfigurations, reconfigurations of amenities such as drinking fountains, improvements to facility infrastructure such as assisted listening loops, and improvements to various access routes to the site, building, and other public spaces. Three new project phases will commence in 2018, 2019, and 2020. Each project will improve the security of the courthouse based upon the findings of two U.S. Federal Marshal Service Security Surveys.

Resources	LTD Actuals	2021 Revised	2022	2023	2024	2025	2026	2027	Total
Real Estate Excise Tax I	1,440	-	-	-	-	-	-	-	1,440
Total:	1,440	-	-	-	-	-	-	-	1,440
Fund Appropriations / Allocations¹	LTD Actuals	2021 Revised	2022	2023	2024	2025	2026	2027	Total
REET I Capital Fund	1,440	-	-	-	-	-	-	-	1,440
Total:	1,440	-	-	-	-	-	-	-	1,440

O&M Impacts: N/A

¹Funds are appropriated through the Adopted Budget at the Budget Summary Level. All Amounts shown above are in thousands of dollars

Seattle Municipal Tower Chiller Plant Replacement

Project No:	MC-FA-SMTCHLRPL	BSL Code:	BC-FA-APSCH1FAC
Project Type:	Discrete	BSL Name:	Asset Preservation - Schedule 1 Facilities
Project Category:	Rehabilitation or Restoration	Location:	700 Fifth AVE
Current Project Stage:	Stage 3 - Design	Council District:	Council District 7
Start/End Date:	2018 - 2020	Neighborhood District:	Downtown
Total Project Cost:	\$18,000	Urban Village:	Downtown

This project replaces the chiller plant in the Seattle Municipal Tower (SMT). The project will require a multi-year execution plan to allow for permitting, design, procurement and construction to occur during the windows of opportunity when cooling is not required. This highly technical, complex construction effort is a once-in-a generation endeavor. With a dwindling supply of spare parts for maintenance and repairs, it is no longer feasible to defer this critical work, and delaying the project would put FAS at risk of not being able to provide essential cooling to City of Seattle offices and other building tenants. Project costs shown here are exclusive of \$1 million expended on preliminary work on this project in 2018. Those funds are included in the Asset Preservation - Schedule 1 Facilities project (MC-FA-APSCH1FAC).

Resources	LTD Actuals	2021 Revised	2022	2023	2024	2025	2026	2027	Total
Department Space Allocation Charges	2,248	2,752	-	-	-	-	-	-	5,000
LTGO Bond Proceeds	9,794	206	-	-	-	-	-	-	10,000
Real Estate Excise Tax I	2,368	632	-	-	-	-	-	-	3,000
Total:	14,410	3,590	-	-	-	-	-	-	18,000
Fund Appropriations / Allocations¹	LTD Actuals	2021 Revised	2022	2023	2024	2025	2026	2027	Total
2019 Multipurpose LTGO Bond Fund	3,500	-	-	-	-	-	-	-	3,500
2020 Multipurpose LTGO Bond Fund	6,294	206	-	-	-	-	-	-	6,500
Facility Asset Preservation Fund	2,248	2,752	-	-	-	-	-	-	5,000
REET I Capital Fund	2,368	632	-	-	-	-	-	-	3,000
Total:	14,410	3,590	-	-	-	-	-	-	18,000

O&M Impacts: N/A

¹Funds are appropriated through the Adopted Budget at the Budget Summary Level. All Amounts shown above are in thousands of dollars

Seattle Municipal Tower Elevator Rehab

Project No:	MC-FA-SMTELVHRB	BSL Code:	BC-FA-APSCH1FAC
Project Type:	Discrete	BSL Name:	Asset Preservation - Schedule 1 Facilities
Project Category:	Rehabilitation or Restoration	Location:	700 Fifth AVE
Current Project Stage:	Stage 1 - Pre-Project Development	Council District:	Council District 7
Start/End Date:	2019 - 2022	Neighborhood District:	Downtown
Total Project Cost Range:	28,000 - 32,000	Urban Village:	Downtown

This project will improve the operation, reliability, and system performance of the Seattle Municipal Tower (SMT) elevators. The work will bring the SMT elevators to current building codes and into compliance with Americans with Disabilities Act (ADA) requirements. This project is envisioned to be a multi-year effort that must be phased to minimize impacts on SMT ongoing building operations, and on the approximately 4,000 city staff who work in the building and the public who visit the SMT to access City services.

Resources	LTD Actuals	2021 Revised	2022	2023	2024	2025	2026	2027	Total
LTGO Bond Proceeds	541	9,459	9,500	9,500	-	-	-	-	29,000
Real Estate Excise Tax I	547	453	-	-	-	-	-	-	1,000
Total:	1,088	9,912	9,500	9,500	-	-	-	-	30,000
Fund Appropriations / Allocations ¹	LTD Actuals	2021 Revised	2022	2023	2024	2025	2026	2027	Total
2020 Multipurpose LTGO Bond Fund	541	959	-	-	-	-	-	-	1,500
2021 Multipurpose LTGO Bond Fund	-	8,500	-	-	-	-	-	-	8,500
2022 Multipurpose LTGO Bond Fund	-	-	9,500	-	-	-	-	-	9,500
2023 Multipurpose LTGO Bond Fund	-	-	-	9,500	-	-	-	-	9,500
REET I Capital Fund	547	453	-	-	-	-	-	-	1,000
Total:	1,088	9,912	9,500	9,500	-	-	-	-	30,000

Financial Planning Strategy: The estimated cost to complete bid documents for this Design-Build contract is \$2,500,000, \$1,500,000 of which is funded with LTGO bonds. The remaining \$1,000,000 was funded with REET 1.

At 30% design FAS will reevaluate the total project cost and the financial planning strategy for the remaining costs of the project, which could include local funding and debt funding.

The current mid-point for the financial planning estimate is \$30,000,000 including the \$2,500,000 currently appropriated for design.

O&M Impacts: N/A

¹Funds are appropriated through the Adopted Budget at the Budget Summary Level. All Amounts shown above are in thousands of dollars

Seattle Municipal Tower Facility Upgrades

Project No:	MC-FA-SMTUPG	BSL Code:	BC-FA-GOVTFAC
Project Type:	Ongoing	BSL Name:	General Government Facilities - General
Project Category:	Improved Facility	Location:	700 5th Ave.
Current Project Stage:	N/A	Council District:	Council District 7
Start/End Date:	N/A	Neighborhood District:	Downtown
Total Project Cost:	N/A	Urban Village:	Downtown

This on-going project, located in the Seattle Municipal Tower, provides funds for the planning, design and construction of operational improvements and renovations in the Seattle Municipal Tower. Work may include, but is not limited to, space reconfigurations, reconfiguration of amenities such as drinking fountains and public spaces, and improvements to facility infrastructure such as restrooms and showers.

Resources	LTD Actuals	2021 Revised	2022	2023	2024	2025	2026	2027	Total
Real Estate Excise Tax I	1,885	-	-	-	-	-	-	-	1,885
Total:	1,885	-	-	-	-	-	-	-	1,885
Fund Appropriations / Allocations¹	LTD Actuals	2021 Revised	2022	2023	2024	2025	2026	2027	Total
REET I Capital Fund	1,885	-	-	-	-	-	-	-	1,885
Total:	1,885	-	-	-	-	-	-	-	1,885

O&M Impacts: N/A

¹Funds are appropriated through the Adopted Budget at the Budget Summary Level. All Amounts shown above are in thousands of dollars

Seattle Municipal Tower IDF Infrastructure Upgrades

Project No:	MC-FA-SMTIDFINF	BSL Code:	BC-FA-GOVTFAC
Project Type:	Discrete	BSL Name:	General Government Facilities - General
Project Category:	Improved Facility	Location:	700 Fifth AVE
Current Project Stage:	Stage 3 - Design	Council District:	Council District 7
Start/End Date:	2015 - 2020	Neighborhood District:	Downtown
Total Project Cost:	\$2,500	Urban Village:	Downtown

This project provides electrical, cooling, and fire separation upgrades for 15 existing Intermediate Distribution Frame (IDF) rooms in the Seattle Municipal Tower (SMT) that house network, telephone and security systems. The resultant electrical and cooling capacity increases will allow the systems in the room to be upgraded now (in the case of Voice over IP phones) and in the future. In addition to these capacity infrastructure upgrades, fire separations will be established for the rooms. This project will enhance the reliability of the systems housed in the IDF rooms by improving the infrastructure that serves them and protecting the rooms from potential damage caused by events outside of the rooms.

Resources	LTD Actuals	2021 Revised	2022	2023	2024	2025	2026	2027	Total
LTGO Bond Proceeds	2,426	74	-	-	-	-	-	-	2,500
Total:	2,426	74	-	-	-	-	-	-	2,500
Fund Appropriations / Allocations¹	LTD Actuals	2021 Revised	2022	2023	2024	2025	2026	2027	Total
2016 Multipurpose LTGO Bond Fund	2,426	74	-	-	-	-	-	-	2,500
Total:	2,426	74	-	-	-	-	-	-	2,500

O&M Impacts: N/A

¹Funds are appropriated through the Adopted Budget at the Budget Summary Level. All Amounts shown above are in thousands of dollars

Seattle Police Department North Area Interim and Long-Term Facilities

Project No:	MC-FA-SPDNFAC	BSL Code:	BC-FA-PSFACPOL
Project Type:	Discrete	BSL Name:	Publ Safety Facilities Police
Project Category:	New Investment	Location:	Multiple
Current Project Stage:	Stage 2 - Initiation, Project Definition, & Planning	Council District:	Council District 5
Start/End Date:	2017 - 2019	Neighborhood District:	North
Total Project Cost:	\$11,100	Urban Village:	Multiple

This project funds planning, design and construction for long-term facility needs as well as interim upgrades and potential expansions at the existing North Precinct to accommodate growth of the Seattle Police Department. This project includes, but is not limited to, planning, design and construction for long-term police facilities needs in the North and funding for interim needs including, but not limited to, building upgrades, system maintenance, facility maintenance and temporary facilities.

Resources	LTD Actuals	2021 Revised	2022	2023	2024	2025	2026	2027	Total
Real Estate Excise Tax I	5,404	5,696	-	-	-	-	-	-	11,100
Total:	5,404	5,696	-	-	-	-	-	-	11,100
Fund Appropriations / Allocations¹	LTD Actuals	2021 Revised	2022	2023	2024	2025	2026	2027	Total
REET I Capital Fund	5,404	5,696	-	-	-	-	-	-	11,100
Total:	5,404	5,696	-	-	-	-	-	-	11,100

O&M Impacts: N/A

Seattle Police Facilities

Project No:	MC-FA-PFACNPCT	BSL Code:	BC-FA-PSFACPOL
Project Type:	Ongoing	BSL Name:	Publ Safety Facilities Police
Project Category:	New Investment	Location:	Various Police facilities
Current Project Stage:	N/A	Council District:	Citywide
Start/End Date:	N/A	Neighborhood District:	Not in a Neighborhood District
Total Project Cost:	N/A	Urban Village:	Not in an Urban Village

This ongoing project preserves or extends the useful life or operational capacity and provides for improvements to FAS-owned Police facilities including, but not limited to, the East Precinct, the North Precinct, the West Precinct, the Mounted Patrol Facility, the Harbor Patrol Facility, and the K-9 Facility. Typical work may include, but is not limited to, upgrades to heating, ventilation, air conditioning upgrades, equipment replacement, siting, pre-design, test-to-fit analyses, and structural assessments and repairs. These improvements support police service by extending the operational life of old police facilities, complying with regulatory requirements, or addressing capacity problems.

Resources	LTD Actuals	2021 Revised	2022	2023	2024	2025	2026	2027	Total
Real Estate Excise Tax I	4,985	-	-	-	-	-	-	-	4,985
Total:	4,985	-	-	-	-	-	-	-	4,985
Fund Appropriations / Allocations¹	LTD Actuals	2021 Revised	2022	2023	2024	2025	2026	2027	Total
REET I Capital Fund	4,985	-	-	-	-	-	-	-	4,985
Total:	4,985	-	-	-	-	-	-	-	4,985

O&M Impacts: N/A

¹Funds are appropriated through the Adopted Budget at the Budget Summary Level. All Amounts shown above are in thousands of dollars

Seismic Improvements

Project No:	MC-FA-SEISMIC	BSL Code:	BC-FA-GOVTFAC
Project Type:	Discrete	BSL Name:	General Government Facilities - General
Project Category:	Improved Facility	Location:	Multiple
Current Project Stage:	Stage 2 - Initiation, Project Definition, & Planning	Council District:	Multiple
Start/End Date:	2022 - 2022	Neighborhood District:	Multiple
Total Project Cost:	\$350	Urban Village:	Multiple

This project funds FAS's capital work efforts towards assessing, restoring, and upgrading the seismic stability of the City's building portfolio.

Resources	LTD Actuals	2021 Revised	2022	2023	2024	2025	2026	2027	Total
Real Estate Excise Tax I	-	-	350	-	-	-	-	-	350
Total:	-	-	350	-	-	-	-	-	350

Fund Appropriations / Allocations¹	LTD Actuals	2021 Revised	2022	2023	2024	2025	2026	2027	Total
REET I Capital Fund	-	-	350	-	-	-	-	-	350
Total:	-	-	350	-	-	-	-	-	350

O&M Impacts: Not applicable.

¹Funds are appropriated through the Adopted Budget at the Budget Summary Level. All Amounts shown above are in thousands of dollars

SLIM Replacement

Project No:	MC-FA-SLIMREPL	BSL Code:	BC-FA-A11T
Project Type:	Discrete	BSL Name:	Information Technology
Project Category:	New Investment	Location:	700 5th AVE
Current Project Stage:	Stage 5 - Execution (IT Only)	Council District:	Multiple
Start/End Date:	2015 - 2018	Neighborhood District:	Multiple
Total Project Cost:	\$4,700	Urban Village:	Multiple

The Seattle License Information System (SLIM) manages the issuance and renewal of business licenses and the collection of revenue from fees and taxes. SLIM is now outdated and can no longer adequately meet the needs of expanding business license, tax collection, and enforcement processes and needs to be upgraded. Recommendations for a SLIM replacement will be considered as the Multi-City Business License and Tax Portal project is implemented.

Resources	LTD Actuals	2021 Revised	2022	2023	2024	2025	2026	2027	Total
CRS Misc Revenues	-	-	4,300	-	-	-	-	-	4,300
Property Sales and Interest Earnings	271	129	-	-	-	-	-	-	400
Total:	271	129	4,300	-	-	-	-	-	4,700
Fund Appropriations / Allocations¹	LTD Actuals	2021 Revised	2022	2023	2024	2025	2026	2027	Total
Unrestricted Cumulative Reserve Fund	271	129	4,300	-	-	-	-	-	4,700
Total:	271	129	4,300	-	-	-	-	-	4,700

O&M Impacts: N/A

Information Technology

Seattle Information Technology Department

Overview

The Seattle Information Technology Department (Seattle IT) aims to be a best-in-class digital service delivery team for City of Seattle departments and the residents we serve. Seattle IT provides powerful technology solutions to the City and public; including, data, telephone, and radio networks; applications and application infrastructure; desktop, mobile and printing devices; cloud services; website and internet connections; television channel; data centers, servers, storage, and backup. Seattle IT also manages designated projects on behalf of the City, other departments, and regional partners.

Seattle IT's Capital Improvement Program (CIP) supports major maintenance, improvements, replacements, and upgrades to the City's existing technology systems, as well as the development and implementation of new projects. Seattle IT's 2022-2027 Proposed CIP budget is \$107.7 million. Details for 2022 are provided in the following table.

CIP Program Name	2022 Proposed	Planned Spending
Discrete Projects		
Criminal Justice Information System Projects	\$13,076,000	Implement case management systems for agencies including Seattle Municipal Court, the Hearing Examiner, and the City Attorney.
Ongoing CIP Programs		
800 MHz Radio Network Program	\$723,000	Maintain radio network infrastructure and public safety radios.
Applications Development - Public Safety	\$1,500,000	Implement work, schedule, and timekeeping system for Seattle Police Department
Computing Services Architecture	\$2,182,000	Computer equipment related to a new Unified Communication System (to replace the City's current telephone system) as well as routine equipment replacement and upgrades for servers, storage, and facility infrastructure.
Data & Telephone Infrastructure	\$5,691,000	Network equipment related to Unified Communication System, and routine equipment replacement and upgrades.
Fiber-Optic Communication Installation & Maintenance	\$4,468,000	Fiber installation and maintenance.
Seattle Channel Maintenance & Upgrade	\$345,000	Equipment replacement and maintenance.
Department Total	\$27,985,346	

CIP Revenue Sources

Seattle IT's CIP has been funded through a variety of revenue sources, including:

- **Rates and Allocations:** There are multiple services within the department that are cost-allocated based on a percentage of use for the service provided or billed directly to a department based on the actual cost of time and labor or quantity of materials provided. Seattle IT's budget also includes some projects that are funded using proceeds from general obligation bonds. Rates and allocations provide the funds to repay the debt service on these bonds.
- **State and Federal Grants:** Federal and state grants have been used to finance system replacements and new capabilities. In some cases, Seattle IT has been the direct recipient of the funds; in others, Seattle IT has managed grant-funded projects for customers. The use of grant funding for the Seattle IT CIP has been intermittent.
- **Cable Franchise Fees:** Seattle IT collects Cable Franchise Fee revenues that are set in franchise agreements with the cable providers. Some of this revenue has been used to fund the CIP Program which supports the Seattle Channel. Cable Fees have historically provided less than 1% of Seattle IT's CIP program.
- **Reserves:** In some instances, Seattle IT's rates and allocations include the collection of funds which are accumulated and held in a reserve in Seattle IT's Fund Balance. Currently, this is only done for the 800 MHz radio system, although it has been considered for other areas. Expenditures of these reserve funds appear Seattle IT's CIP program. Historically, there is a low level of spending for ongoing Operations & Maintenance items, with intermittent large expenditures associated with major replacements and upgrades.
- **Private Dollars:** In the past, Seattle IT projects have occasionally included funding from external non-public sources. Such instances are highly intermittent, usually for relatively small dollar value and not projected to continue at any appreciable level.
- **Levy:** In the past, Seattle IT received some CIP funding from a levy for the development, acquisition and installation of the 800 MHz emergency radio communication system. Going forward, the future replacement and upgrade of the county-wide radio system is funded by the Puget Sound Emergency Radio Network levy. Outside of that, no additional levy funding is anticipated.
- **Bonds & Future Bond Proceeds:** Seattle IT utilizes funding from City bond sale proceeds to implement significant capital projects in the CIP. Rates and allocations typically provide the funds to repay the debt service on these bonds.
- **Use of Fund Balance:** Seattle IT may use existing fund balance or planned carryforward to implement some projects in its CIP.
- **To Be Determined:** Occasionally, Seattle IT's CIP includes future projects for which a specific funding source has yet to be specified. These projects will not go forward unless and until funding is secured.

2022-2027 CIP Highlights

Seattle IT's 2022-2027 Proposed CIP Budget includes the following transfers and modifications to CIP programs:

- Computing Services Architecture (\$33,697,000) includes funding to replace hardware relating to the Next Generation Datacenter (NGDC). Seattle IT's 6-year capital plan requires lifecycle replacement of existing aging equipment that is no longer effective or secure. The 2022-2027 Proposed CIP includes new funding to support the City's IT infrastructure lifecycle replacements and invest in newer, more secure technology.
- Data & Telephone Infrastructure (\$6,341,000) includes funding for the Unified Communications (UC) project as well as the Data Network Hardware project. Within the Unified Communications project, the legacy telephony system has planned replacements and software updates as support expires. Seattle IT's 6-year capital plan encompasses end of life equipment replacement and the purchase of new technology for increased security and continued support within the Data Network Hardware project. The 2022-2027 Proposed CIP includes new funding to support software and major hardware for the City's data and telephone systems.
- Criminal Justice Information System Projects (\$3,000,000) project includes bond funded budget to support the Municipal Court Information System (MCIS) replacement. As the MCIS project has progressed, the updated spend plan reflects a shift in the timing of expenditures, which resulted in the transfer of \$3,000,000 of bond funding from 2021 to 2022 to better align with the projected spending timeline. The 2022-2027 Proposed CIP reflects the additional appropriation and associated bond issuance transferring to 2022.
- Applications Development - Public Safety (\$1,500,000) includes funding to implement a work, schedule, and timekeeping solution for the Seattle Police Department.

Thematic Priorities

Seattle IT's priorities are:

Priority 1: Connective and Collaborative

Enable collaboration by providing tools and information anytime, anywhere, from any device.

Priority 2: Efficient and Flexible

Provide business process and operations efficiencies that enable rapid response and technology changes while upholding fiscal responsibility.

Priority 3: Talent and Capabilities

Continuous investment in an inclusive and supportive workforce that keeps pace with a dynamic technology and business landscape.

Priority 4: Modern and Innovative

Further City priorities, including social justice and equity goals, through the acquisition and implementation of leading-edge technology solutions and practices.

Priority 5: Reliable and Sustainable

Provide clients with ongoing practical, security and modern infrastructure, platforms and tools to support their business needs.

Priority 6: Privacy and Transparency

Respect privacy guidelines that apply to every part of the IT workplan, as well as provide a clear picture of IT resources to stakeholders.

Project Selection Criteria

STEP 1: Identification of Technology Needs and Opportunities

In this step, needs and opportunities for technology investments are identified. This happens on a rolling basis throughout the year, as well as during the budget planning process. Input comes from multiple places, including:

- customer department requests and requirements (including technology plan alignment to department strategic plans)
- Seattle IT Strategic Agenda
- technology roadmaps (updated annually)
- asset replacement schedules
- coordination with partners (regional efforts, vendor partners, etc.)

This step includes development of initial cost estimates and other resource requirements, potential timing, and dependencies. At the completion of this step, potential projects are added to the Citywide IT Project Portfolio for tracking and consideration through Seattle IT's Project Gate Review process.

STEP 2: Identification of CIP and Non-Discretionary Projects

As part of the Gate Review process, items identified in Step 1 are filtered to determine if they are (1) CIP-appropriate or not and (2) discretionary or not. Criteria for determining if they are CIP appropriate or not include:

- overall dollar value
- timeframe of implementation (e.g., multi-year project)
- lifespan of investment
- investment in/preservation of long-term infrastructure
- the nature of the acquisition (e.g., goods, services, etc.)

Criteria for determining if they are non-discretionary include:

- legally mandated (e.g., debt service, federal or state law/regulation changes, court orders, etc.)
- urgent security or risk mitigation needs (e.g., major system failure, major security breach)
- reimbursable services to others (e.g., Seattle IT manages a regional fiber consortium where the partners contract with/through us to get work done).

Projects which are determined to be non-discretionary are automatically moved forward for inclusion in Seattle IT's initial CIP and budget proposal. Discretionary projects proceed to Step 3. Regardless of discretionary status, project requests complete the Gate Review process to validate projects are established with the appropriate governance, value proposition and risk mitigation planning.

STEP 3: Prioritization of CIP-Appropriate Discretionary Projects:

In this step, proposed investments are screened to determine if they are a match for Seattle IT's normal maintenance/upgrade/replacement programs within the CIP. Investments such as these tend to be smaller in scale (less than \$250,000), "like for like" replacements (e.g., old equipment replaced by new equipment with little to no functionality change), etc. These projects are rated by program managers based on criteria tailored to each program and implemented as annual funding allows.

Larger capital investments which are best implemented on a stand-alone basis due to the size and complexity of the project are evaluated and ranked separately based on the following criteria:

- asset preservation/replacement/maintenance
- product lifecycles
- legal requirements/mandates
- security/risk mitigation
- reimbursable from other sources (other depts. or outside entities, grants, reserves)
- dependencies (on other products, equipment, etc.; also on staff/resource availability/long-term supportability)
- internal customer demands (including capacity) – including Mayoral/Council/Mayor's IT Subcabinet priority
- external customer demands – public, businesses, etc.
- external drivers (vendor changes, regional commitments, etc.)
- efficiency/effectiveness improvements/resource savings and return on investment
- key future trend/forward-looking/pro-active

Summary of Upcoming Budget Issues and Challenges

- **Hybrid Workforce.** The shift of the City's workforce to a hybrid-remote model will continue to put pressure on the IT infrastructure and resources necessary to secure our more distributed technology environment and continue to provide efficient services to employees. For example, the City's Virtual Private Network infrastructure was enhanced during the pandemic but will require ongoing financial and technical support to continue to serve the larger remote population of City staff. Similarly, the majority of City employees are not equipped to be mobile, flexible, and resilient. Most employees do not have laptops, and logistics related to asset management, device support, and equipment deployment will continue to be challenging unless additional

Seattle Information Technology Department

investments are made to support remote employees. Finally, some previous and in-flight capital IT projects, such as the Unified Communications system, were designed based on a pre-pandemic set of assumptions and use cases; some of those decisions concerning, for example, conference room technology, mobility, and fixed telephone sets will likely be in flux over the next 12-24 months, which may result in additional expenses. Funding from the Coronavirus Local Recovery Fund (CLRF) appropriated to Seattle IT will help cover upfront costs in these investments needed to shift to a hybrid-remote model.

- **Disaster Recovery/Preparedness** - A future consideration as we invest in new programs and technologies is the need for disaster recovery and business continuity capabilities. Our reliance on systems continues to grow and, while our capital investment projects deliver new functionality, this work typically does not account for the redundancy or infrastructure needs to support an expedient disaster recovery scenario. The additional costs that come when planning that work are usually deemed cost prohibitive when sizing a Capital Improvement Project. As we continue to plan our capital program, we will need to account for a more robust disaster recovery investment or be prepared to accept the risks.
- **Rapid and major changes in technology.** The continued rapid rate of change in technology presents a major challenge for the City. User demands (both internal staff and constituents) around technology continue to grow as available functionality expands exponentially. New technologies provide new solutions and new opportunities, but at the same time they can initially disrupt productivity, require upfront costs, and impact security, privacy, and the governance landscape. Vendors regularly “de-certify” and stop supporting products the City relies upon, leaving the choice of spending significant amounts of money to upgrade to supported products or risk running important/critical City functions on unsupported platforms. At the same time, the method by which vendors deliver technology solutions is rapidly changing. Many vendors have moved or are moving away from delivering a software product to the City for installations on City servers; instead, they are offering cloud-based and hosted solutions that the City can access on a subscription basis. While offering many benefits, this changing delivery approach requires increased City investments in identity management, data integration, and contract management.
- **Planning for future investments and lifecycle management.** Departments want to move fast to leverage new technologies before Seattle IT has developed the platforms, teams, or culture to make this happen. Seattle IT balances the competing objectives of doing things right and doing them right now.
- **Platform First.** Similar to all large enterprises, where technology has overtaken the organization’s operations organically and over a long period of time, the City of Seattle also sits on hundreds of legacy technology solutions. A fragmented technology footprint is a major cyber security concern but in today’s challenging economic climate, it is also a financial liability. A key factor in achieving reductions in the City’s technology investment is directly dependent on a Platform First approach where 80% of the City’s technology business is performed on 20% of technology solutions. Seattle IT continues to promote the platform first approach but will have limited success without a formal City-Wide commitment to address this as an enterprise issue versus a tactical IT problem.

Seattle Information Technology Department

- **Privacy.** The data privacy risks associated with technology continue to grow - the variety of threats from malware, ransomware, social media, compromised web sites, and other sources continues to multiply, as does our continued reliance on connected devices through telework. Cloud services like Office 365 and the increased use of mobile devices offer a new set of security and privacy-related challenges. At the same time, the City collects and uses a vast and expanding amount of data on a regular basis. Some of this data contains personally identifiable information or may otherwise pose a privacy concern if exposed or if used in a manner inconsistent with public expectations. Emphasis is shifting away from end-point security to risk management of critical assets and assurance of identity. Preventive controls are no longer reliable, requiring a greater emphasis on the ability to locate and quickly remediate compromised technology.
- **Public Expectation.** The public has high expectations for how government performs, including how technology is used to deliver efficient and accessible government services. Some Seattle residents are tech savvy while others still lack internet access. Generational differences also create different expectations regarding services. Investments in new technology-enabled government services must balance many audiences.

Future Projects/What is on the Horizon

Seattle IT has identified several initiatives and issues which will need to be addressed at some point in the future.

- **Software systems which require replacement/upgrades.** Prior to IT consolidation, the Department of Information Technology CIP did not include funds to cover replacement of large applications owned and operated by individual departments. Since consolidation, Seattle IT has “inherited” responsibility for many such systems, most of which did not come with any long-term replacement funding. Replacement and upgrades for systems owned and operating by Seattle Public Utilities and Seattle City Light are generally being funded out of the utilities’ CIPs with Seattle IT acting as the service provider. However, funds for other large applications and systems needing replacement are not comprehensively programmed into Seattle IT’s CIP. Seattle IT will continue to address these needs on a case-by-case basis as the need arises.
- **Long-term major upgrades to the Regional Radio System.** The City is part of a regional public safety radio system (Puget Sound Emergency Radio Network). The current technology platform is approaching phased obsolescence and needs to be replaced or upgraded in the next few years. The four co-owners of the existing system, including the City of Seattle and King County, are working together to implement a replacement radio system. A levy to fund this important initiative was passed in spring 2015, and a formal governance structure for the effort was adopted via an Inter-Local Agreement signed by the 12 participating jurisdictions. The current CIP does not reflect the results of any potential changes related to the new system, as discussions regarding the long-term governance and operational support are still ongoing.
- **Infrastructure systems which require replacement/upgrades.** Seattle IT’s CIP contains sufficient funding to cover routine replacement of lesser value items, especially those which occur every year (e.g., switches, mid-range servers, etc.) However, larger value, intermittent replacements

Seattle Information Technology Department

are more difficult to fund within existing budget. These needs will continue to be addressed on a case-by-case basis as the need arises.

800 MHz Radio Network Program

Project No:	MC-IT-C3550	BSL Code:	BC-IT-C0700
Project Type:	Ongoing	BSL Name:	Capital Improvement Projects
Project Category:	New Investment	Location:	700 5th Ave / Various
Current Project Stage:	N/A	Council District:	Council District 3
Start/End Date:	N/A	Neighborhood District:	Downtown
Total Project Cost:	N/A	Urban Village:	Downtown

This project funds the upgrades and replacement of software and hardware for the City of Seattle's portion of the King County Regional 800 MHz radio system. The 800 MHz radio system provides the communication infrastructure required for public safety operations such as 911, Medic One, Fire and Police.

Resources	LTD Actuals	2021 Revised	2022	2023	2024	2025	2026	2027	Total
Internal Service Fees and Allocations, Outside Funding Partners	18,480	8,008	723	742	761	784	807	831	31,136
Total:	18,480	8,008	723	742	761	784	807	831	31,136
Fund Appropriations / Allocations ¹	LTD Actuals	2021 Revised	2022	2023	2024	2025	2026	2027	Total
Information Technology Fund	18,480	8,008	723	742	761	784	807	831	31,136
Total:	18,480	8,008	723	742	761	784	807	831	31,136

O&M Impacts: This CIP project represents ongoing capital purchases to support our operating shared services projects. Ongoing impacts are built into Seattle IT's budget.

Applications Development - Public Safety

Project No:	MC-IT-C6307	BSL Code:	BC-IT-C0700
Project Type:	Ongoing	BSL Name:	Capital Improvement Projects
Project Category:	New Investment	Location:	700 5th AVE
Current Project Stage:	N/A	Council District:	Council District 3
Start/End Date:	N/A	Neighborhood District:	Downtown
Total Project Cost:	N/A	Urban Village:	Downtown

This project provides funds to develop and implement software applications used by the Seattle Police Department (SPD) and the Seattle Fire Department (SFD). The applications will improve personnel oversight and deployment, in addition to enhancing the accessibility and quality of SPD and SFD data. These applications will support ongoing efforts to achieve improved transparency and compliance.

Resources	LTD Actuals	2021 Revised	2022	2023	2024	2025	2026	2027	Total
General Fund	535	-	-	-	-	-	-	-	535
Internal Service Fees and Allocations, Outside Funding Partners	5,221	5,529	1,500	-	-	-	-	-	12,250
LTGO Bond Proceeds	1,908	-	-	-	-	-	-	-	1,908
Total:	7,664	5,529	1,500	-	-	-	-	-	14,693
Fund Appropriations / Allocations ¹	LTD Actuals	2021 Revised	2022	2023	2024	2025	2026	2027	Total
Information Technology Fund	7,664	5,529	1,500	-	-	-	-	-	14,693
Total:	7,664	5,529	1,500	-	-	-	-	-	14,693

O&M Impacts: This CIP project represents multiple projects on behalf of Seattle Police Department and Seattle Fire Department. Each of these projects has their own ongoing impacts.

Applications Development- General Fund

Project No:	MC-IT-C6300	BSL Code:	BC-IT-C0700
Project Type:	Ongoing	BSL Name:	Capital Improvement Projects
Project Category:	New Investment	Location:	700 5th AVE
Current Project Stage:	N/A	Council District:	Council District 3
Start/End Date:	N/A	Neighborhood District:	Downtown
Total Project Cost:	N/A	Urban Village:	Downtown

This project provides funds to develop, implement, and enhance software applications used by City departments. Identified projects will improve business processes for budgeting, contracting, regulatory compliance, and data management. Additionally, this effort seeks to replace or refresh current systems while consolidating duplicative systems.

Resources	LTD Actuals	2021 Revised	2022	2023	2024	2025	2026	2027	Total
General Fund	306	-	-	-	-	-	-	-	306
Internal Service Fees and Allocations, Outside Funding Partners	1,584	-	-	-	-	-	-	-	1,584
Total:	1,890	-	-	-	-	-	-	-	1,890
Fund Appropriations / Allocations ¹	LTD Actuals	2021 Revised	2022	2023	2024	2025	2026	2027	Total
Information Technology Fund	1,890	-	-	-	-	-	-	-	1,890
Total:	1,890	-	-	-	-	-	-	-	1,890

O&M Impacts: This CIP project represents multiple projects on behalf of the General Fund. Each of these projects has their own ongoing impacts.

Applications Development- SDOT

Project No:	MC-IT-C6306	BSL Code:	BC-IT-C0700
Project Type:	Ongoing	BSL Name:	Capital Improvement Projects
Project Category:	New Investment	Location:	700 5th AVE
Current Project Stage:	N/A	Council District:	Council District 3
Start/End Date:	N/A	Neighborhood District:	Downtown
Total Project Cost:	N/A	Urban Village:	Downtown

This project provides funds to develop and implement software applications used by the Seattle Department of Transportation (SDOT). Improved applications seek to enhance project tracking, field work, and coordination with public and private partners. These applications will help SDOT facilitate ongoing projects including those enabled by the Move Seattle levy.

Resources	LTD Actuals	2021 Revised	2022	2023	2024	2025	2026	2027	Total
General Fund	1,011	-	-	-	-	-	-	-	1,011
Internal Service Fees and Allocations, Outside Funding Partners	3,138	884	-	-	-	-	-	-	4,022
Total:	4,149	884	-	-	-	-	-	-	5,033
Fund Appropriations / Allocations ¹	LTD Actuals	2021 Revised	2022	2023	2024	2025	2026	2027	Total
Information Technology Fund	4,149	884	-	-	-	-	-	-	5,033
Total:	4,149	884	-	-	-	-	-	-	5,033

O&M Impacts: This CIP project represents multiple projects on behalf of Seattle Department of Transportation. Each of these projects has their own ongoing impacts.

Citywide Contract Management System

Project No:	MC-IT-C6311	BSL Code:	BC-IT-C0700
Project Type:	Discrete	BSL Name:	Capital Improvement Projects
Project Category:	New Investment	Location:	700 5th AVE
Current Project Stage:	Stage 5 - Execution (IT Only)	Council District:	Council District 3
Start/End Date:	2017 - 2022	Neighborhood District:	Downtown
Total Project Cost:	\$3,466	Urban Village:	Downtown

This project funds the development and implementation of a new Citywide solution for contracts management.

Resources	LTD Actuals	2021 Revised	2022	2023	2024	2025	2026	2027	Total
General Fund	-	263	-	-	-	-	-	-	263
Internal Service Fees and Allocations, Outside Funding Partners	1,662	1,325	-	-	-	-	-	-	2,987
Total:	1,662	1,588	-	-	-	-	-	-	3,250
Fund Appropriations / Allocations ¹	LTD Actuals	2021 Revised	2022	2023	2024	2025	2026	2027	Total
Information Technology Fund	1,662	1,588	-	-	-	-	-	-	3,250
Total:	1,662	1,588	-	-	-	-	-	-	3,250

O&M Impacts: Ongoing costs for annual software subscriptions are built into Seattle IT's operating budget.

Computing Services Architecture

Project No:	MC-IT-C3201	BSL Code:	BC-IT-C0700
Project Type:	Ongoing	BSL Name:	Capital Improvement Projects
Project Category:	New Investment	Location:	700 5th AVE
Current Project Stage:	N/A	Council District:	Council District 3
Start/End Date:	N/A	Neighborhood District:	Downtown
Total Project Cost:	N/A	Urban Village:	Downtown

This ongoing project funds the regular replacement of and major maintenance of software, computing and storage systems on behalf of City departments by Seattle IT.

Resources	LTD Actuals	2021 Revised	2022	2023	2024	2025	2026	2027	Total
Internal Service Fees and Allocations, Outside Funding Partners	19,295	2,215	1,082	4,740	1,143	1,740	2,550	2,550	35,315
LTGO Bond Proceeds	2,966	6,430	1,100	5,910	3,992	4,620	4,295	5,700	35,012
Total:	22,261	8,645	2,182	10,650	5,135	6,360	6,845	8,250	70,328
Fund Appropriations / Allocations¹	LTD Actuals	2021 Revised	2022	2023	2024	2025	2026	2027	Total
Information Technology Fund	22,261	8,645	2,182	10,650	5,135	6,360	6,845	8,250	70,328
Total:	22,261	8,645	2,182	10,650	5,135	6,360	6,845	8,250	70,328

O&M Impacts: This CIP project represents ongoing capital purchases to support our operating shared services projects. Ongoing impacts are built into Seattle IT's budget.

Criminal Justice Information System Projects

Project No:	MC-IT-C6304	BSL Code:	BC-IT-C0700
Project Type:	Discrete	BSL Name:	Capital Improvement Projects
Project Category:	New Investment	Location:	700 5th AVE
Current Project Stage:	Stage 5 - Execution (IT Only)	Council District:	Council District 3
Start/End Date:	2016 - 2023	Neighborhood District:	Downtown
Total Project Cost:	\$42,195	Urban Village:	Downtown

This project provides funds to plan and implement upgrades to the City's Criminal Justice Information Systems. This project was previously named the Municipal Court Information System (MCIS) Replacement project. The project was renamed in 2018 to more accurately reflect efforts beyond MCIS replacement.

Resources	LTD Actuals	2021 Revised	2022	2023	2024	2025	2026	2027	Total
General Fund	99	615	-	-	-	-	-	-	713
Internal Service Fees and Allocations, Outside Funding Partners	57	-	-	-	-	-	-	-	57
LTGO Bond Proceeds	15,452	13,109	13,076	-	-	-	-	-	41,637
Total:	15,607	13,723	13,076	-	-	-	-	-	42,407
Fund Appropriations / Allocations ¹	LTD Actuals	2021 Revised	2022	2023	2024	2025	2026	2027	Total
Information Technology Fund	15,607	13,723	13,076	-	-	-	-	-	42,407
Total:	15,607	13,723	13,076	-	-	-	-	-	42,407

O&M Impacts: Not enough information at this stage of the project.

¹Funds are appropriated through the Adopted Budget at the Budget Summary Level. All Amounts shown above are in thousands of dollars

Data and Telephone Infrastructure

Project No:	MC-IT-C3500	BSL Code:	BC-IT-C0700
Project Type:	Ongoing	BSL Name:	Capital Improvement Projects
Project Category:	New Investment	Location:	700 5th Ave/Various
Current Project Stage:	N/A	Council District:	Council District 3
Start/End Date:	N/A	Neighborhood District:	Downtown
Total Project Cost:	N/A	Urban Village:	Downtown

This ongoing project provides funds to maintain, replace, and upgrade software and major hardware for the City's data and telephone switching systems.

Resources	LTD Actuals	2021 Revised	2022	2023	2024	2025	2026	2027	Total
Internal Service Fees and Allocations, Outside Funding Partners	27,229	6,490	1,413	1,625	1,502	1,535	1,581	210	41,586
LTGO Bond Proceeds	10,184	12,979	4,277	2,693	-	1,115	1,654	500	33,402
Total:	37,413	19,469	5,691	4,318	1,502	2,650	3,235	710	74,988
Fund Appropriations / Allocations ¹	LTD Actuals	2021 Revised	2022	2023	2024	2025	2026	2027	Total
Information Technology Fund	37,413	19,469	5,691	4,318	1,502	2,650	3,235	710	74,988
Total:	37,413	19,469	5,691	4,318	1,502	2,650	3,235	710	74,988

O&M Impacts: This CIP project represents ongoing capital purchases to support our operating shared services projects. Ongoing impacts are built into Seattle IT's budget.

Fiber-Optic Communication Installation and Maintenance

Project No:	MC-IT-C3600	BSL Code:	BC-IT-C0700
Project Type:	Ongoing	BSL Name:	Capital Improvement Projects
Project Category:	New Investment	Location:	VARIOUS
Current Project Stage:	N/A	Council District:	Council District 3
Start/End Date:	N/A	Neighborhood District:	Downtown
Total Project Cost:	N/A	Urban Village:	Downtown

This ongoing project provides for the installation and maintenance of a high-speed fiber-optic communication network for the City and its external fiber partners. The fiber network includes, but is not limited to, sites such as libraries, public schools, fire and police stations, community centers, and other City facilities.

Resources	LTD Actuals	2021 Revised	2022	2023	2024	2025	2026	2027	Total
Internal Service Fees and Allocations, Outside Funding Partners	42,912	6,921	4,468	4,582	4,702	4,843	4,988	5,137	78,553
Total:	42,912	6,921	4,468	4,582	4,702	4,843	4,988	5,137	78,553
Fund Appropriations / Allocations ¹	LTD Actuals	2021 Revised	2022	2023	2024	2025	2026	2027	Total
Information Technology Fund	42,912	6,921	4,468	4,582	4,702	4,843	4,988	5,137	78,553
Total:	42,912	6,921	4,468	4,582	4,702	4,843	4,988	5,137	78,553

O&M Impacts: This CIP project represents ongoing capital purchases to support our operating shared services projects. Ongoing impacts are built into Seattle IT's budget.

Permit System Integration

Project No:	MC-IT-C6305	BSL Code:	BC-IT-C7000
Project Type:	Discrete	BSL Name:	Capital Improvement Projects
Project Category:	New Investment	Location:	700 5th AVE
Current Project Stage:	Stage 5 - Execution (IT Only)	Council District:	Council District 3
Start/End Date:	2017 - 2021	Neighborhood District:	Downtown
Total Project Cost:	\$7,956	Urban Village:	Downtown

This project provides funding to develop, implement, support a cross-department platform for the City’s regulatory oversight. The platform will provide internal and external stakeholders with streamlined processes and accessibility. In addition, the project seeks to automate labor-intensive processes while establishing tracking and reporting of performance metrics.

Resources	LTD Actuals	2021 Revised	2022	2023	2024	2025	2026	2027	Total
General Fund	2,112	-	-	-	-	-	-	-	2,112
Internal Service Fees and Allocations, Outside Funding Partners	3,611	2,232	-	-	-	-	-	-	5,843
Total:	5,724	2,232	-	-	-	-	-	-	7,956
Fund Appropriations / Allocations ¹	LTD Actuals	2021 Revised	2022	2023	2024	2025	2026	2027	Total
Information Technology Fund	5,724	2,232	-	-	-	-	-	-	7,956
Total:	5,724	2,232	-	-	-	-	-	-	7,956

O&M Impacts: Ongoing costs are built into Seattle IT's operating budget.

Public Safety Tech Equipment

Project No:	MC-IT-C9301	BSL Code:	BC-IT-C0700
Project Type:	Discrete	BSL Name:	Capital Improvement Projects
Project Category:	New Investment	Location:	700 5th Ave
Current Project Stage:	Stage 5 - Execution (IT Only)	Council District:	Council District 3
Start/End Date:	2019 - 2021	Neighborhood District:	Downtown
Total Project Cost:	\$6,103	Urban Village:	Downtown

This project provides funds to maintain, replace, and upgrade technology equipment for the City's public safety departments.

Resources	LTD Actuals	2021 Revised	2022	2023	2024	2025	2026	2027	Total
Internal Service Fees and Allocations, Outside Funding Partners	422	359	-	-	-	-	-	-	781
LTGO Bond Proceeds	3,880	721	-	-	-	-	-	-	4,601
Use of Fund Balance	-	721	-	-	-	-	-	-	721
Total:	4,301	1,802	-	-	-	-	-	-	6,103
Fund Appropriations / Allocations ¹	LTD Actuals	2021 Revised	2022	2023	2024	2025	2026	2027	Total
Information Technology Fund	4,301	1,802	-	-	-	-	-	-	6,103
Total:	4,301	1,802	-	-	-	-	-	-	6,103

O&M Impacts: N/A.

¹Funds are appropriated through the Adopted Budget at the Budget Summary Level. All Amounts shown above are in thousands of dollars

Seattle Channel Maintenance and Upgrade

Project No:	MC-IT-C4400	BSL Code:	BC-IT-C0700
Project Type:	Ongoing	BSL Name:	Capital Improvement Projects
Project Category:	New Investment	Location:	600 4th AVE
Current Project Stage:	N/A	Council District:	Council District 7
Start/End Date:	N/A	Neighborhood District:	Downtown
Total Project Cost:	N/A	Urban Village:	Downtown

This ongoing project provides funds to maintain, replace, and upgrade the cablecasting and production systems for the Seattle Channel.

Resources	LTD Actuals	2021 Revised	2022	2023	2024	2025	2026	2027	Total
Internal Service Fees and Allocations, Outside Funding Partners	3,284	340	345	354	363	372	384	395	5,838
Total:	3,284	340	345	354	363	372	384	395	5,838
Fund Appropriations / Allocations ¹	LTD Actuals	2021 Revised	2022	2023	2024	2025	2026	2027	Total
Information Technology Fund	3,284	340	345	354	363	372	384	395	5,838
Total:	3,284	340	345	354	363	372	384	395	5,838

O&M Impacts: This CIP project represents ongoing capital purchases to support our operating shared services projects. Ongoing impacts are built into Seattle IT's budget.

Seattle Municipal Tower Remodel - IT

Project No:	MC-IT-C9501	BSL Code:	BC-IT-C0700
Project Type:	Discrete	BSL Name:	Capital Improvement Projects
Project Category:	Improved Facility	Location:	700 5th AVE
Current Project Stage:	Stage 5 - Execution (IT Only)	Council District:	Council District 3
Start/End Date:	2016 - 2022	Neighborhood District:	Downtown
Total Project Cost:	\$15,454	Urban Village:	Downtown

This project continues a multi-year CIP program to acquire, renovate, and expand space for the consolidated Seattle IT department.

Resources	LTD Actuals	2021 Revised	2022	2023	2024	2025	2026	2027	Total
Internal Service Fees and Allocations, Outside Funding Partners	6,935	1,161	-	-	-	-	-	-	8,096
LTGO Bond Proceeds	4,998	887	-	-	-	-	-	-	5,885
Use of Fund Balance	708	765	-	-	-	-	-	-	1,473
Total:	12,641	2,813	-	-	-	-	-	-	15,454
Fund Appropriations / Allocations ¹	LTD Actuals	2021 Revised	2022	2023	2024	2025	2026	2027	Total
Information Technology Fund	12,641	2,813	-	-	-	-	-	-	15,454
Total:	12,641	2,813	-	-	-	-	-	-	15,454

O&M Impacts: No O&M Impacts for 2022-2027 Budget.

¹Funds are appropriated through the Adopted Budget at the Budget Summary Level. All Amounts shown above are in thousands of dollars

Appendices

Appendix A: New or Expanded Capital Facilities

Seattle City Light

Project Name	Project ID	Project Capacity	Project Location	2021 Budget*
MC-CL-XB6351	Boundary Powerhouse - Unit 51 Generator Rebuild	Rationale: The Unit 51 generator at Boundary is the original installation and its typical 30-year life expectancy has expired. It has accelerated deterioration of its windings caused by thermocycling (frequent startup and shutdowns of the generator, resulting in more pronounced temperature fluctuations). Failure of a generator can cause lost revenue, which during runoff could be many millions of dollars. Additionally, a failure may cause a fire and set off the fire extinguishing system, which would expose the powerhouse and its personnel to safety risks inherent with fire, smoke, and carbon dioxide (CO2) discharge for fire suppression. A rewind also allows for an updated insulation design that will permit the use of water as a fire protection system, providing an improvement in worker safety. Also, if the technology is advanced sufficiently by the time of the rewind, we may add a rotor mounted scanner or other diagnostic equipment. Alternative(s): Defer work indefinitely.	10382 Boundary Rd, Metaline, WA 99153	\$19

*Amounts in thousands of dollars.

Appendix A: New or Expanded Capital Facilities

MC-CL- XB6353	Boundary Powerhouse - Unit 54 Generator Rebuild	Rationale: The Unit 54 generator at Boundary is the original installation and its typical 30-year life expectancy has expired. It has accelerated deterioration of its windings caused by thermocycling (frequent startup and shutdowns of the generator, resulting in more pronounced temperature fluctuations). Failure of a generator can cause lost revenue, which during runoff could be many millions of dollars. Additionally, a failure may cause a fire and set off the fire extinguishing system, which would expose the powerhouse and its personnel to safety risks inherent with fire, smoke, and carbon dioxide (CO2) discharge for fire suppression. A rewind also allows for an updated insulation design that will permit the use of water as a fire protection system, providing an improvement in worker safety. Also, if the technology is advanced sufficiently by the time of the rewind, we may add a rotor mounted scanner or other diagnostic equipment. Alternative(s): Defer work indefinitely.	10382 Boundary Rd, Metaline, WA 99153	\$6,452
MC-CL- XB6401	Boundary Facility - Minor Improvement s Program	Rationale: Setting up and monitoring separate capital projects entails considerable administrative costs which may unreasonably increase the cost of small projects, even when identified in advance. Covering such projects under the emergent project program allows for accountability and tracking at the subproject level, with minimal overhead costs. A recent example is a FERC requirement for a mobile emergency generator as a redundant source of power to open spill and sluice gates. Project Weighted Rating-40.8, Primary Rationale-Varies Alternative(s): The only alternative for emergent projects is to find some other way to fund emergency needs that arise. Usually, for capital projects, this involves emergency appropriations involving the passage of special City ordinances, among other things. The time required to cut through the red tape of special appropriations could be prohibitively long, given that the needs that arise are either of an emergency nature or cannot be predicted. The only alternative for planned small capital projects is to secure separate budgeting for each one by putting each small project into the same administrative league as multi-million dollar projects.	10382 Boundary Rd, Metaline, WA 99153	\$202

**Amounts in thousands of dollars.*

Appendix A: New or Expanded Capital Facilities

MC-CL- XB6493	Boundary Powerhouse Generator Step-up Transformer Replacement	Rationale: Design to begin in 2010. Closeout in 2017. First transformer delivered in 2012. Alternative(s): An alternative approach would be to repair or replace units as they fail from deferred maintenance. This approach would eventually result in a significant loss of revenue and/or fines from a regulatory agency. Accepting the risk of failure would not be in the best interest of the utility. Having a spare unit onsite would prevent such failures.	10382 Boundary Rd, Metaline, WA 99153	\$7,183
MC-CL- XB6535	Boundary Powerhouse - Unit 52 Generator Rebuild	Rationale: This project is part of the Utility's Generator Rebuild Program, a series of projects to maintain and extend the useful life of the Utility's aging generators. The program rebuilds ten generators, accounting for 70 percent of City Light's generating capability. Alternative(s): No Alternatives Provided.	Boundary Rd, Metaline, WA 99153	\$5,480
MC-CL- XB6565	Landis and Gyr RTU Modernizatio n Boundary, Cedar Falls and Skagit	Rationale: Replace failing gear with new. Alternative(s): No Alternatives Provided.	Boundary, Skagit and Cedar Falls power facilities	\$520
MC-CL- XB6566	Boundary - DC Battery System & Charge Modernizatio n	Rationale: No Rationale Provided. Alternative(s): No Alternatives Provided.	Boundary Rd, Metaline, WA 99153	\$78
MC-CL- XB6987	Boundary - Licensing Mitigation	Rationale: In order to continue to operate the facility, the City must obtain a new FERC license. The decision to apply for a new license has been made and we have embarked on the default FERC licensing process, the Integrated License Process (ILP). While the cost of attaining a new license to operate Boundary Dam is very significant, Boundary provides anywhere from 25% to 40% of SCL's power requirements and produces power at a cost significantly below the market rate. The plant's operations are shaped to deliver power during peak-load hours, an operating regime that allows the City to meet continued service area load growth and provide regional system reliability. For these reasons, the Utility has determined that obtaining a new license is a priority and we are confident that it will continue to be a cost effective source of renewable power for the City. Alternative(s): No Alternatives Provided.	10382 Boundary Rd, Metaline, WA 99153	\$16,927

**Amounts in thousands of dollars.*

Appendix A: New or Expanded Capital Facilities

MC-CL- XC6406	Cedar Falls/South Fork Tolt - Minor Improvements Program	Rationale: Setting up and monitoring separate capital projects entails considerable administrative costs which may unreasonably increase the cost of small projects, even when identified in advance. Covering such projects under the emergent project program allows for accountability and tracking at the subproject level, with minimal overhead costs. A recent example is the replacement of an Oil-filled Transformer. Project Weighted Rating-40.8, Primary Rationale-Varies Alternative(s): The only alternative for emergent projects is to find some other way to fund emergency needs that arise. Usually, for capital projects, this involves emergency appropriations involving the passage of special City ordinances, among other things. The time required to cut through the red tape of special appropriations could be prohibitively long, given that the needs that arise are either of an emergency nature or cannot be predicted. The only alternative for planned small capital projects is to secure separate budgeting for each one by putting each small project into the same administrative league as multi-million dollar projects.	19901 Cedar Falls Rd SE, North Bend, WA 98045	\$746
MC-CL- XC6450	Cedar Falls Powerhouse - Unit 5/6 Generator Protective Relay	Rationale: The present generator protection is outdated and lacks some basic protection elements to protect it from abnormal frequency and voltages. The existing relay does not meet the North American Electric Reliability Council (NERC) and the Western Electricity Coordinating Council (WECC) regional requirements for maintaining the generator in-service during system disturbances. This deficiency was identified as part of the NERC/WECC compliance program, and has been scheduled for replacement as part of a prioritized program along with other outmoded technology present in SCL's aging infrastructure. Alternative(s): 1. Do the project described. 2. Do Nothing. This is not considered to be a viable approach since the present generator protection scheme does not meet the ANSI/IEEE Standard or the WECC/NERC regional requirements for the protection of generators.	19901 Cedar Falls Rd SE, North Bend, WA 98045	\$1,183
MC-CL- XC6573	Cedar Falls - Bank 6 Replacement	Rationale: This project improves generation reliability by replacing this critical transformer prior to failure. It will also enhance overall operational performance since new transformers are more efficient, have more environmental protections, and require less maintenance. Alternative(s): The only alternative to this project is to run the transformer to failure which would necessitate an emergency project to replace it.	Cedar Falls	\$1,887
MC-CL- XC6625	Cedar Falls Rehabilitation	Rationale: No Rationale Provided. Alternative(s): No Alternatives Provided.	Cedar Falls	\$150

**Amounts in thousands of dollars.*

Appendix A: New or Expanded Capital Facilities

MC-CL- XF8389	Special Work Equipment - Shops	<p>Rationale: This project provides new tools and work equipment to replace outdated equipment. The project updates technical systems to current standards, as our current transformer test equipment relies on out dated computer equipment and programming that is no longer supported. Some equipment does not meet latest safety standards. Other equipment is no longer supported by replacement parts or can no longer be repaired to provide accurate cutting, bending, etc. Some equipment needs to be updated to provide for increased production or size of stock material worked. Other equipment needs updated programming to provide for the latest technology advancements. The project ensures the transformers CL purchases and installs are safe and will last up to and beyond the average life span. It also ensures that we receive what we paid for, as specified, and that it will fit our system without problems such as oil leaks, incorrect voltage, and non-functional safety interlocks, etc. Replacing shop special tools and equipment will allow customer service enhancements by providing newer technology for more accurate fabrication of parts and other shop made items, safer tools to use, and newer equipment with more safeguards built in. Alternative(s): The recommended alternative would be to fully fund the special tool requests. This option would allow for the stated goals to be realized. Alternatives to funding special tools budget for shops are to not fund it or to fund at a lower level. Both of these options would slow production and would impact the opportunity to effectively serve the shops customers. It could also impact safety and injury rates where older equipment is less efficient and less ergonomic, requiring more repetitive motion and more labor with less automation.</p>	System wide	\$292
MC-CL- XF9006	Safety Modification s	<p>Rationale: Project 9006 was established to correct imminent and critical safety hazards not covered by divisional budgets. Investments will lower the risk of WA State compliance penalties and possible costs related to employee or customer injuries. Alternative(s): 1. Complete the projects as they emerge within established budget. Proactive response reduces the risk of employee and customer injuries, and related costs, as well as potential non-compliance penalties. 2. Do not fund project. This may leave significant safety problems unresolved, leading to increased compliance penalties. 3. Defer the project. The impact is similar to alternative 2 above, and also results in a continual growth of open and unfunded safety projects.</p>	Citywide	\$1,701

**Amounts in thousands of dollars.*

Appendix A: New or Expanded Capital Facilities

MC-CL- XF9101	Equipment Fleet Replacement	<p>Rationale: As mobile equipment ages, it reaches a point where it becomes more economical to replace the equipment than to continue to repair it. In the past, the mobile equipment fleet coordinator used a twenty year replacement plan to maintain City Light's vehicle pool. Due to replacement deferrals starting in the mid 90's and the budget cuts which began in 2000, that replacement plan by necessity was revised. We are now faced with replacing fleet on an as needed basis. That priority is to replace the most often used, specialized, or critical equipment to the Utility, or the most costly to maintain and least reliable vehicles first. To get back to an established plan will require seven plus years of enhanced financing. A seven year recovery plan requires \$10 million annually. That plan has been underfunded for 15 years. The planned annual purchases, per the twenty year plan for the heavy fleet equates to approximately \$8 million per year. That \$10 million replaces the equipment that normally needs to be replaced every year and addresses some of the equipment that has been deferred. The proposed \$10 million will not fully cover inflation and the increasing cost of materials as many purchases now have a steel surcharge added. There are also added emissions requirements for the coming years starting in 2007. This will require about \$10,000 per diesel engine along with design changes to accommodate space for higher heat and larger exhaust pipes. The Memorandum of Understanding between the Fleet Management Department (FMD) and Seattle City Light (SCL) regarding financing and management of the City Light Fleet states on June 22, 1998, the City Council adopted Resolution 29771. In that resolution is reference to Timely Replacement of Vehicles. The recommendation is to replace vehicles in a timely manner, when fully depreciated.</p> <p>Alternative(s): The recommended alternative is to address the backlog of City Light vehicles, heavy and light fleet, on a plan spread over 7 or more years (a \$30 million backlog currently on a \$130 million fleet) A second plan would be to not purchase fleet vehicles. This option would result in paying both higher maintenance costs for worn out vehicles and higher rental costs both for specialized vehicles and daily use vehicles currently at \$2 million annually. It also has safety ramifications when considering malfunctions and inopportune breakdowns. A third plan would be to continue to not address the back log but replace on an as needed basis. This plan requires more rental costs and time loss due to equipment down time. It also does not address the need to be more fuel efficient and environmentally friendly. This plan to replace only as needed would be less</p>	System wide	\$7,715
------------------	-----------------------------------	--------------------------------------------------------------------------------------------------------------------------------------------------------------------------------------------------------------------------------------------------------------------------------------------------------------------------------------------------------------------------------------------------------------------------------------------------------------------------------------------------------------------------------------------------------------------------------------------------------------------------------------------------------------------------------------------------------------------------------------------------------------------------------------------------------------------------------------------------------------------------------------------------------------------------------------------------------------------------------------------------------------------------------------------------------------------------------------------------------------------------------------------------------------------------------------------------------------------------------------------------------------------------------------------------------------------------------------------------------------------------------------------------------------------------------------------------------------------------------------------------------------------------------------------------------------------------------------------------------------------------------------------------------------------------------------------------------------------------------------------------------------------------------------------------------------------------------------------------------------------------------------------------------------------------------------------------------------------------------------------------------------------------------------------------------------------------------------------------------------------------------------------------------------------------------------------------------------------------------------------------------------------------------------------------------------------------------------------------------------------------------------------------------------------------------------------------------------------------------------------------------------------------------------------------------------------------------------------------------------------------------------------------------------------------------------------------------------------------------------------------------------------------------------------------------------------------------------------------------------	-------------	---------

**Amounts in thousands of dollars.*

Appendix A: New or Expanded Capital Facilities

		reliable for tracking or budgeting. Address the back log through a seven year or longer plan.		
MC-CL- XF9103	Office Furniture and Equipment Purchase	Rationale: Workplace and process improvements completed under program 9159, plus ongoing organizational change, require the purchase of office furniture and equipment in order to achieve the project objectives. Each year Utility Support Services completes approximately 450 service requests requiring furniture reconfiguration, at least a third of which involve ergonomic corrections. Alternative(s): 1. Fund program 9103. 2. Don't fund program 9103 and purchase all office furnishings and equipment from the O&M budget. 3. Maintain office furniture until it can no longer be sustained in acceptable condition and then replace in total with a future ad hoc program.	System wide	\$8,521
MC-CL- XF9107	North and South Service Center Improvement s	Rationale: The purpose of the proposed subprojects, SSC locker room remodeling, NSC building on the main site, and the SSC yard study, is to improve each facility in support of the assigned staff/crews. Results include improved efficiency and reduced maintenance. Planning in the employee parking lot is necessary since an off-ramp will be constructed over a portion of the lot. The SSC yard study subproject includes planning for the revisions needed when the off ramp is built from the Spokane Street Viaduct to 4th Avenue South. The off ramp is to be placed over the employee parking lot. Alternative(s): 1. Continue the improvements as proposed. 2. Defer improvements. 3. Replace the service centers with state-of-the-art facilities. 4. Do no improvements until the service center is unusable and then replace the asset.	Outside City of Seattle	\$5,686
MC-CL- XF9134	Seismic Mitigation	Rationale: Several seismic surveys of City Light facilities have been done in past years. Some of the deficiencies were corrected; usually as part of a major construction program, however many of the deficiencies remain. Our structural engineering unit has an unscheduled plan to review prior surveys and release a prioritized corrective action plan. Plan implementation funding will be considered at the next budget cycle, or earlier, by special appropriation. Alternative(s): 1. Budget for emergent projects is recommended until the above action plan is in place. 2. Take no corrective action. 3. Contract for a comprehensive seismic study. Include cost estimates and a firm schedule requirement in the study results. Initiate a program of projects to make corrections.	Outside City of Seattle	\$1,364

**Amounts in thousands of dollars.*

Appendix A: New or Expanded Capital Facilities

MC-CL- XF9151	Facilities Regulatory Compliance	Rationale: Before City Light property is sold the area must be evaluated for any contamination. This project allows each property to be thoroughly investigated for contamination. Alternative(s): The alternative is to pass on contaminated properties to new owners and therefore incur long standing environmental liability.	500 Newhalem Creek Rd, Marblemoun t, WA 98267	\$348
MC-CL- XF9152	Environment al Safeguarding and Remediation of Facilities	Rationale: Statutory fines for mishandling or releasing hazardous and dangerous materials can reach tens of thousands of dollars per day and civil liability claims for damages stemming from a release or spill can reach into the millions. More important is City Light's position, as a responsible member of the community, to safeguard the environment. Alternative(s): 1. Fund Program 9152. 2. Don't fund Program 9152 and address environmental issues as directed by environmental agencies using O&M funds. 3. Incorporate money in other capital projects to address environmental issues. 4. Shift risk by outsourcing or by purchasing environmental insurance.	Outside City of Seattle	\$72
MC-CL- XF9159	Workplace and Process Improvement	Rationale: This program defines a separate workplace improvement element devoted specifically to integrate people and processes within the built environment as opposed to the long term strategic asset management focus of other facilities programs. Projects proposed under this program are justified based on an asset life cycle that is typically shorter than that used for replacement or improvement of building elements serving multiple and varied work groups and processes. Implement properly authorized process improvement projects within one month of the agreed upon completion date. Alternative(s): 1. Fund Program 9159. 2. Eliminate Program 9159 and expense business function support projects. 3. Force individual business units to budget for their own improvements and institute a charge back system to bill them for materials and outsourced labor.	System wide	\$451
MC-CL- XF9161	Substation Comprehensi ve Improvement s	Rationale: 1. Reduce the risk to communications equipment and power network controls in order to sustain City Light's historically high system reliability. 2. Reduce workplace complaints among substation staff so that City Light maintains its harmonious relationship with electrical workers. Alternative(s): 1. Fund Program 9161. 2. Eliminate Program 9161 and make limited scope improvements in reaction to critical situations. 3. Eliminate Program 9161 and fund substation improvements out of other programs. 4. Make no improvements and finance increasing risk through insurance. 5. Eliminate Program 9161 and complete substation improvements as an O&M expense.	System wide	\$1,311

**Amounts in thousands of dollars.*

Appendix A: New or Expanded Capital Facilities

MC-CL- XF9233	Georgetown Steamplant Access Road	Rationale: The Georgetown Steamplant is a National Historic building of great interest to the public and one of the cultural sites of Gerogetown itself. As an environmental justice community, it is important that the City provide access to residents and visitors to be able to show their rich history. Tours are provided to the public and we plan on operating the building as a museum in the future. Alternative(s): Several alternatives for an access route have been reviewed together with King County, and the current agreement includes the chosen alternative.	Off Wa 99 At King County Airport	\$1,478
MC-CL- XF9235	Denny Substation Tenant Improvement s	Rationale: The Seattle Design Commission operating under the guidelines set forth by the Urban Design Merit program unanimously approved the construction of the Denny Substation Project with the condition that the two shell spaces be developed as neighborhood enhancements. As stipulated by the Design Commission, the spaces shall be funded by the Capital Improvement Program, be fully programmed as part of the Denny Substation project and address any mitigation associated with vacating Pontius street. Alternative(s): Altenatives to not moving forward with this project would impact the overall Denny Substation Project - as it would impact the ability to vacate Pontius Street - which is critical to developing the planned Denny Substation for efficient layout of the yard and substation equipment. Options for the community center and the learning center are being explored through best value and benefit to the community and neighborhood, and City Light customers.	Valley Street	\$38
MC-CL- XF9320	Energy Conservation	Rationale: Energy reduction is a Department and City goal. SCL Conservation Unit's energy audits of our facilities will identify a program of projects to accomplish these goals. With documented savings, there will be recovery of some of the costs from BPA. Alternative(s): Do nothing. Continue to consume energy at existing levels.	System wide	\$1,100

**Amounts in thousands of dollars.*

Appendix A: New or Expanded Capital Facilities

MC-CL-XP6102	Special Work Equipment - Generation Plant	<p>Rationale: Special equipment needs and new tooling frequently arise on an unpredictable basis. Technology obsolescence and evolution, which are not easily predicted, also play a part in replacement. This project provides some financial coverage for meeting these needs on a first-come, first serve basis. Without this authority, funding for special tooling and equipment would not be readily available and could take months to acquire. This category of acquisition often provides rapid payoff in terms of the efficiency of work execution. Alternative(s): The only alternative is to find some other way to fund special equipment needs that arise. For capital projects, this usually involves emergency appropriations involving the passage of special City ordinances. The time required for special appropriations could be prohibitively long when needs can not always be predicted or arise sometimes from an emergency nature.</p>	Outside City of Seattle	\$922
MC-CL-XP6385	Power Production - Network Controls	<p>Rationale: A 2003 Report from Westin Engineering identified limits to our automation, remote control and supervisory control capabilities at Skagit. Among other things, the report found that there are protocol issues within and between the facilities and between the facilities and the System Control Center. Improvements are necessary before supervisory control, such as remote start stop and remote loading can be achieved. The consequence of not coordinating all the individual controls and monitoring projects is that we will not resolve our protocol issues, and that we will continue to limit our ability to remotely control and operate the plants. This leads to reduced efficiencies and higher production costs. Project Weighted Rating-26.8, Primary Rationale-Reliability Alternative(s): Do nothing. This is not advisable as it can lead to higher maintenance costs and to unscheduled outages due to unforeseen catastrophic bearing failures. Do partial replacements. This has been the approach. However, there are incompatible pieces that cannot be replaced or replicated as some components are no longer in production. This results in greater potential of system failures due to outdated electronic components being run past their life or not updatable.</p>	500 Newhalem Creek Rd, Marblemount, WA 98267	\$158

**Amounts in thousands of dollars.*

Appendix A: New or Expanded Capital Facilities

MC-CL- XP6530	Hydro Project Spill Containment	Rationale: The project will implement upgrades that will either prevent spills, from oils, greases, fuels and other petroleum products, through process improvements and equipment replacement, or provide additional containment capacity for accidental spills. Options for reducing spills include replacing oil filled transformers with dry type transformers, building larger containment basins around oil filled equipment, reconfiguring powerhouse sumps to separate potentially oily water from non-oily water, installing oil/water separators on transformer and generator cooling water systems, and replacing greased valve bushings with greaseless bushings. Because each powerhouse is unique, different solutions will be designed and implemented at each facility. Alternative(s): No Alternatives Provided.	Outside City of Seattle	\$215
MC-CL- XP6600	SMT AutoLab	Rationale: This project supports continued new cyber security and automation projects. The existing equipment lab is too small and the HVAC system doesn't adequately cool existing equipment. Alternative(s): The project will also look at enlarging the existing lab on SMT 35, as well as looking at alternate spaces to create a new lab. Existing IT labs will be considered.	System Wide	\$114

**Amounts in thousands of dollars.*

Appendix A: New or Expanded Capital Facilities

MC-CL-XP6990	Endangered Species Act Mitigation	<p>Rationale: This project protects and restores fisheries habitat in the Skagit and Tolt basins by implementing the Endangered Species Program for recovery of listed fish species that are potentially affected by City Light projects. The project scope includes land purchase, restoration, assessment, and management. The ESA prohibits harming listed species and their habitat. SCL's facilities impact these species since the dams have changed the downstream hydrology, affecting the rearing and spawning habitat for Chinook, and rearing habitat for bull trout and steelhead. When SCL lowers the flow to reduce generation (load following), thousands of chinook juveniles may be adversely affected. In addition, the Skagit Project separates the bull trout population into four distinct populations. Concerns have also been expressed about interference with access to spawning areas resulting from lower reservoir levels and the potential of entraining bull trout. Since SCL's licenses for the Skagit and Tolt were issued prior to the listing, they provide no protection for third party lawsuits under ESA. We have no "take" permit. SCL licenses can also be reopened by Federal agencies, e.g. the U.S. Fish and Wildlife Service, seeking additional measures to protect and restore the listed species. Alternative(s): 1. Complete the projects envisaged by the City Council and incorporated into the Recovery Plans for each basin and work to obtain legal protection. 2. Complete projects as budgeted, extending the timeframe. 3. Terminate the project at current expenditure levels. This would result in failure to carry out a Council and Executive mandate and increase the Department's liability under the ESA. We would not be able to obtain legal protection.</p>	Outside City of Seattle	\$1,154
--------------	-----------------------------------	-------------------------------------------------------------------------------------------------------------------------------------------------------------------------------------------------------------------------------------------------------------------------------------------------------------------------------------------------------------------------------------------------------------------------------------------------------------------------------------------------------------------------------------------------------------------------------------------------------------------------------------------------------------------------------------------------------------------------------------------------------------------------------------------------------------------------------------------------------------------------------------------------------------------------------------------------------------------------------------------------------------------------------------------------------------------------------------------------------------------------------------------------------------------------------------------------------------------------------------------------------------------------------------------------------------------------------------------------------------------------------------------------------------------------------------------------------------------------------------------------------------------------------------------------------------------------------------------------------------------------------------------------------------------------------------------------------------------------------------------------------------------------------------------------------------------------------	-------------------------	---------

**Amounts in thousands of dollars.*

Appendix A: New or Expanded Capital Facilities

MC-CL- XS6232	Skagit - Sewer System Rehabilitatio n	<p>Rationale: Sewer pipes in the Town of Diablo are so badly cracked and broken that high flows in the river raise the groundwater level above the sewer pipes. The sewage system attempts to drain high levels of ground water (a phenomenon called "infiltration") from the Skagit River through our sewage plant. The excessive plant flow upsets the delicate balance of bacteria in the sewage treatment plant that process the sewage, "washing out" the plant, causing it to stop functioning properly and releasing raw sewage into the Skagit River. This project will provide a design for a sewer pipe rehabilitation, which will eliminate the "washout" problem caused by groundwater infiltration. During heavy storms, the ground becomes saturated and groundwater enters sewer lines via breaks in the pipes, resulting in pipe flows that exceed the capacity of the treatment plant. When this happens, the sewage overflow is passed directly into the Skagit River without treatment. This sort of situation happens once every three to four years. Such sewage overflows, in addition to being a source of pollution affecting downstream users, causes a violation of our sewage discharge permit. When this situation occurs, we are required to contact appropriate authorities and are at risk of being fined. Alternative(s): 1. Do the project described. Replace all broken and deteriorated pipe lengths. Clean pipes with root penetration but no major breaks. This option provides maximum design life. 2. Do nothing: Sewage overflows, permit violations and sewer systems breakdown will result. 3. Pipe liners: Use an alternative pipe rehabilitation method in which a liner is placed inside the original pipe, leaving the existing pipe in place. Eliminates pipe cracks and leaking joints, but is a non-structural solution. 4. Perform a project that supports only the Reflector Bar infrastructure. The rationale is that Hollywood improvements would not be needed pending the outcome of the housing evaluation.</p>	Milepost 126 State Highway 20	\$161
------------------	---------------------------------------------------	-------------------------------------------------------------------------------------------------------------------------------------------------------------------------------------------------------------------------------------------------------------------------------------------------------------------------------------------------------------------------------------------------------------------------------------------------------------------------------------------------------------------------------------------------------------------------------------------------------------------------------------------------------------------------------------------------------------------------------------------------------------------------------------------------------------------------------------------------------------------------------------------------------------------------------------------------------------------------------------------------------------------------------------------------------------------------------------------------------------------------------------------------------------------------------------------------------------------------------------------------------------------------------------------------------------------------------------------------------------------------------------------------------------------------------------------------------------------------------------------------------------------------------------------------------------------------------------------------------------------------------------------------------------------------------------------------------------------------------------------------------------------------------------------------------------------------------------------------------------------------------------------------------------------------------------------------------------------------------------------------------------------------------------------------------------------------	-------------------------------------	-------

**Amounts in thousands of dollars.*

Appendix A: New or Expanded Capital Facilities

MC-CL- XS6373	Ross Dam - AC/DC Distribution System Upgrade	Rationale: The operation of critical components of the dam, such as gates, valves, and lighting, depend on the power distribution system. The electrical system is 50 years old and has been in service beyond its normal life expectancy. Extra space for breakers is not available, cable insulation is starting to strip, and the existing gear is not approved for lockout/tagout requirements. Presently there is a risk of losing power to the dam spillgates. New conduit and conductors will improve reliability of spillgate operations and other dam operations requiring electric power. New electrical equipment, new lighting, and the addition of emergency lighting will allow staff greater operational flexibility, safety, and efficiency. Alternative(s): Doing nothing will result in eventual loss of control of motors and valves used for water spill control and could cause the dam to be overtopped. Maintaining power to operational components on the dam (for instance the spillgate) is needed to ensure the operation of Ross, which provides an average of 100 megawatts.	Milepost 128 State Highway 20	\$776
MC-CL- XS6405	Skagit Facility - Minor Improvement s Program	Rationale: Emergent capital projects are, by definition, unpredictable. This project provides some financial coverage for such projects on a first-come, first serve basis. Without this authority, funding for emergency work would not be readily available, and could take months to acquire. Setting up and monitoring separate capital projects entails considerable administrative costs which may unreasonably increase the cost of small projects, even when identified in advance. Covering such projects under the emergent project program allows for accountability and tracking at the subproject level, with minimal overhead costs. A recent example is Emergency Generators for the Wastewater Treatment Plants. Project Weighted Rating-40.8, Primary Rationale-Varies Alternative(s): The only alternative for emergent projects is to find some other way to fund emergency needs that arise. Usually, for capital projects, this involves emergency appropriations involving the passage of special City ordinances, among other things. The time required to cut through the red tape of special appropriations could be prohibitively long, given that the needs that arise are either of an emergency nature or cannot be predicted. The only alternative for planned small capital projects is to secure separate budgeting for each one by putting each small project into the same administrative league as multi-million dollar projects.	500 Newhalem Creek Rd, Marblemoun t, WA 98267	\$2,468

**Amounts in thousands of dollars.*

Appendix A: New or Expanded Capital Facilities

MC-CL- XS6415	Skagit Powerhouses - Install Protection Relays	Rationale: Generator protective relaying at the Ross, Diablo, and Gorge plants does not meet present IEEE Standards. Protective relaying allows the system to automatically and instantaneously respond to surges and faults that may occur in transmission lines due to lightning strikes, load rejections, and other unexpected events, limiting the potential for damage when these events occur. Protection is currently inadequate for some equipment faults, which could lead to fire or additional equipment damage. Such damage can cause generator outages, lost revenues due to loss of generation, longer time to repair, and in some cases causing personnel injury. Project Weighted Rating-38.1, Primary Rationale-Reliability Alternative(s): No Alternatives Provided.	500 Newhalem Creek Rd, Marblemoun t, WA 98267	\$107
MC-CL- XS6515	Skagit Facility Conservation	Rationale: No Rationale Provided. Alternative(s): 1. Do nothing. 2. Perform work as detailed.	Newhalem Creek Rd, Marblemoun t WA 98267	\$484
MC-CL- XS6520	Skagit Facilities Plan	Rationale: The Skagit FERC Licensing agreement requires SCL to meet Section 106 of the National Historic Preservation Act of 1966, to take into account the effects of SCL's undertakings on historic properties. Additionally, the Skagit Licensing Agreement requires SCL to implement a historic resource mitigation and management plan demonstrating proper management of these resources. The Skagit Facilities Plan is SCL's commitment to meeting this licensing agreement requirement and results in better management of the overall resources and better operations and maintenance of the overall assets. Alternative(s): See the separate Skagit Facilities Plan that addresses alternatives. The alternatives include doing nothing, which does not conform to the FERC licensing requirements, and compromises our facilities as an asset to our power production operations and our civic and cultural stewardship responsibilities. The alternative to increase O&M resources (labor and budgets) is another option. This option improves facilities that are not required to meet program needs (improvements to vacant buildings).	Newhalem Creek Rd, Marblemoun t, WA 98267	\$817
MC-CL- XS6540	Skagit - Boat Facility Improvement s	Rationale: Design and construct several new structures to support industrial and recreational boat operations on our Skagit reservoirs. Structures to include a new tour dock, new dry dock, additions to the existing boat houses and a new barge landing in Diablo. Alternative(s): No Alternatives Provided.	Newhalem Creek Rd, Marblemoun t, WA 98267	\$290
MC-CL- XS6562	Ross - Governors	Rationale: The project will be best coordinated with the Bank 44 and 42 replacement projects in order to take advantage of the same outage. Alternative(s): No Alternatives Provided.	Ross Powerhouse	\$95

**Amounts in thousands of dollars.*

Appendix A: New or Expanded Capital Facilities

MC-CL- XS6564	Ross - Exciters 41- 44	Rationale: No Rationale Provided. Alternative(s): No Alternatives Provided.	Ross Powerhouse	\$756
------------------	------------------------------	-----------------------------------------------------------------------------	--------------------	-------

**Amounts in thousands of dollars.*

Appendix A: New or Expanded Capital Facilities

MC-CL- XS6610	Diablo Dam - Spill Gate Trunnion Upgrades	<p>Rationale: FERC requires the floodgates on the dams be demonstrated regularly. Gates 2, 3, 14 and 15 at Diablo Dam were tested per FERC requirements in July 2013. Gate 2 trunnion had the highest friction of those tested. Along with the high numeric values there was mechanical noise from the trunnion when the gate was operated. Gate 2 was LOTO'd, and in 2014 the trunnion was disassembled, inspected and found to be deteriorated. The trunnion pins were cleaned of corrosion, the bronze bushing was replaced with like-kind new materials, and the unit was reassembled and tested successfully. After repairs to gate 2, Mechanical Engineering studied why gate 2 failed, establishing requirements for testing the other gates, and identifying a repair method. During this program, it was identified that: ? all the other gates (being of similar design) were at risk of failing by this method, ? the other gates tested at the same time were better than gate 2, but none met the standard of a coefficient of friction of 0.3 or less, ? replacement with like-kind materials offered only a renewal of the time. Maintenance inputs would remain the same (annual lubrication of 20 gates at approx. 3 hr/gate for a two-person crew) ? replacement with a permanent sealed bushing was the preferred method of rehabilitation. The project will rehabilitate all Tainter gate arms' trunnion bushings with new synthetic bushings that are permanently sealed and lubricated. Alternative(s): Do nothing and the Trunnions could seize up, causing a failure of the gate in the open position. This is considered a Dam Failure by FERC standards, and would be extremely costly to ratepayers. Replace with like-kind materials was performed for Gate 2. However there is no significant savings in labor to replace with like-kind (bronze), vs permanently lubricated, sealed, synthetic bushings. Materials savings only with this option, and maintenance continues as in the past which amounts to 2 persons @ 3 hrs/ea per gate, so for 20 gates about 120 person-hours for annual maintenance. Over the expected 75 year life, this amounts to a total of 9,000 hours @\$100/hr (total loaded rate) this amounts to \$900,000 in maintenance in 2014 dollars. Replace with new permanently sealed and lubricated synthetic bushings, labor is the same as for like-kind option, but materials are significantly more expensive than replacement with bronze bushings. However SCL can then avoid the maintenance cost of 120 person-hours annually and the \$900k in 2014 dollars for maintenance over the life of the improvement. The increased material cost for the new bushing type is \$2,660 per gate. That amounts to an upcharge of 53,200 for all 20 gates. As noted previously there is no labor difference between replace in kind vs these new bushings. The labor</p>	Milepost 126 Stte Highway 20	\$306
------------------	----------------------------------------------------	------------------------------------------------------------------------------------------------------------------------------------------------------------------------------------------------------------------------------------------------------------------------------------------------------------------------------------------------------------------------------------------------------------------------------------------------------------------------------------------------------------------------------------------------------------------------------------------------------------------------------------------------------------------------------------------------------------------------------------------------------------------------------------------------------------------------------------------------------------------------------------------------------------------------------------------------------------------------------------------------------------------------------------------------------------------------------------------------------------------------------------------------------------------------------------------------------------------------------------------------------------------------------------------------------------------------------------------------------------------------------------------------------------------------------------------------------------------------------------------------------------------------------------------------------------------------------------------------------------------------------------------------------------------------------------------------------------------------------------------------------------------------------------------------------------------------------------------------------------------------------------------------------------------------------------------------------------------------------------------------------------------------------------------------------------------------------------------------------------------------------------------------------------------------------------------------------------------------------------------------------------------------------------------------------------------------------------------------------------------------------------------------------------------------------------------------------------------------------------------------------------------------------------------------------------------------------------------------------------------------------------------------------------------------------------------------------------------------------------------------------------------------------------------------------------------------------------------------------------------------------------------------------------------------------	------------------------------------	-------

**Amounts in thousands of dollars.*

Appendix A: New or Expanded Capital Facilities

		savings in maintenance alone pays for the new bushing type.		
MC-CL-XS6986	Skagit - Relicensing	Rationale: Procurement of a new license for the Skagit River Hydroelectric Project from the Federal Energy Regulatory Commission (FERC) is required to continue operations. Alternative(s): No Alternatives Provided.	Newhalem Creek Rd, Marblemount, WA 98267	\$41,522
MC-CL-XS6991	Skagit Licensing Mitigation	Rationale: As part of the relicensing of the Skagit River Hydroelectric Project, City Light is required to provide mitigation for 30 years of continued project operation between 1995 and 2024. The license incorporates the Wildlife Settlement Agreement signed in 1991 by the City of Seattle and numerous interveners (Federal and State agencies, tribes, and environmental groups). This stipulates that the City shall make available a total of \$17,000,000 (in 1990\$) to secure and preserve valuable wildlife habitat. The charges to this CIP project will be credited towards the \$17,000,000 total. Alternative(s): 1. Perform work as scheduled in the Settlement Agreements and required by the license. This is the preferred approach to meeting our license obligations. 2. Delay implementation. This increases our liability since the bridge is falling down and poses a safety hazard which will only increase in future years. 3. Do not undertake some mitigation. This would have severe repercussions as the agencies and tribes are carefully monitoring our progress and participating as partners on many projects. They would likely contest our license should we not fulfill our commitments.	500 Newhalem Creek Rd	\$82

**Amounts in thousands of dollars.*

Appendix A: New or Expanded Capital Facilities

MC-CL- YD9009	Communicati ons Improvement s	Rationale: Project 9009 provides the necessary flexibility to address emergent communication system problems that arise between biennial budget requests. These tend to be smaller projects costing less than \$10K per incident. During any given year there are a variety of requests requiring immediate attention. In addition, this program includes small specific improvement projects that are too small to warrant uniquely assigned project numbers. Each of these small projects has a separate scope of work, schedule, budget, and tracking mechanisms. An example is the project to monitor tower movement on our transmission towers near Oso, WA. Alternative(s): Option 1: Respond to customer requests for emergent and critical work in a timely manner. This approach preserves operational reliability, safety and security. This project provides flexibility to respond to these unknown communications problems or requirements. The alternative to having PE 9009 is to make special requests to the City Council for budget appropriations when emergencies occur. This is time consuming and limits the department's flexibility to react to emergent communications problems. Option 2: Fund the project at a reduced level and incur the risk that emergent trouble cannot be met and worker safety, security and system reliability is compromised.	System Wide	\$700
------------------	----------------------------------------	-----------------------------------------------------------------------------------------------------------------------------------------------------------------------------------------------------------------------------------------------------------------------------------------------------------------------------------------------------------------------------------------------------------------------------------------------------------------------------------------------------------------------------------------------------------------------------------------------------------------------------------------------------------------------------------------------------------------------------------------------------------------------------------------------------------------------------------------------------------------------------------------------------------------------------------------------------------------------------------------------------------------------------------------------------------------------------------------------------------------------------------------------------------------------------------------------------------------------------------------------------------------------------------------------------------------------------------------------------------------------------------	-------------	-------

**Amounts in thousands of dollars.*

Appendix A: New or Expanded Capital Facilities

MC-CL- YD9102	Special Work Equipment - Other Plant	<p>Rationale: This project is a roll up of requests from individual work units in the Electrical Services Branch and other units in the department except for Generation Division (see CIP 6102) and Power Stations (see CIP 7902). All tools and work equipment over \$5,000 dollars must be capitalized. The purpose of this project is to collect these requests into a project to allow better tracking and review of the expenditures throughout the year. Requests have been reviewed and prioritized during the 2003-04 budget cycle and purchases deferred. The proper funding of tools for high voltage electrical and related work supports the department's goals of safety, productivity and employee morale. Alternative(s): 1. See description. 2. Do nothing. Do not allow units to purchase new tools or equipment valued at over \$5,000. This alternative is not acceptable as the department would be unable to meet the needs and expectations of our customers. 3. Prioritize and review the individual units' requests and adjust CIP to budgeted targets. This would be a new way to budget for this CIP. Individual units may need to defer equipment purchases and in some cases work may be deferred. Risks include the possibility that unplanned equipment failures in deferred equipment will delay work completion. Option 3 has been selected and only the highest priorities for equipment have been funded. This project is being funded at approximately one third the level that historically has been required.</p>	System Wide	\$794
------------------	--------------------------------------------	---------------------------------------------------------------------------------------------------------------------------------------------------------------------------------------------------------------------------------------------------------------------------------------------------------------------------------------------------------------------------------------------------------------------------------------------------------------------------------------------------------------------------------------------------------------------------------------------------------------------------------------------------------------------------------------------------------------------------------------------------------------------------------------------------------------------------------------------------------------------------------------------------------------------------------------------------------------------------------------------------------------------------------------------------------------------------------------------------------------------------------------------------------------------------------------------------------------------------------------------------------------------------------------------------------------------------------------------------------------------------------------------------------------------------------------------------------------------------------------------------------------------------------------------------------	-------------	-------

**Amounts in thousands of dollars.*

Appendix A: New or Expanded Capital Facilities

MC-CL- YD9108	Transmission & Generation Radio Systems	Rationale: This project builds or replaces communications infrastructure consisting of fiber optic rings, digital microwave, telephone networks and two-way radio systems. This project provides City Light with command and control capabilities for the operation of the electrical system. This project ensures the safe, reliable and efficient operation of the system and positions SCL to meet the Federal Energy Regulatory Commission's vital communications systems requirements. Alternative(s): Option 1 Proceed as proposed. Option 2 Do nothing and continue to have systems that are incompatible with each other, require a high degree of maintenance, at greater cost, and in some cases, rely on commercial carriers for service and system protection; and/or face the loss of capability, capacity, coverage, licenses, and electrical system reliability. This alternative maintains the inadequate data exchange between sites, switches, feeders, meters, and communications systems and networks. Option 3 Install digital microwave instead of fiber systems at all substations and facilities. This is not cost effective, very difficult to locate land or space, design the system, acquire the land or space, provide power and get permits for adequate sites. Future upgrades are very difficult and expensive, and increases maintenance costs.	System Wide	\$630
------------------	--------------------------------------------------	----------------------------------------------------------------------------------------------------------------------------------------------------------------------------------------------------------------------------------------------------------------------------------------------------------------------------------------------------------------------------------------------------------------------------------------------------------------------------------------------------------------------------------------------------------------------------------------------------------------------------------------------------------------------------------------------------------------------------------------------------------------------------------------------------------------------------------------------------------------------------------------------------------------------------------------------------------------------------------------------------------------------------------------------------------------------------------------------------------------------------------------------------------------------------------------------------------------------------------------------------------------------------------------------------------------------------------------------------------------------------------	-------------	-------

**Amounts in thousands of dollars.*

Appendix A: New or Expanded Capital Facilities

MC-CL-YD9202	Security Improvements	<p>Rationale: If Seattle City Light's Security Improvements Program is underfunded, its critical facilities face increased risk to sabotage, vandalism, theft, and terrorism that can result in the loss of valuable infrastructure for generation and distribution of power, as well as noncompliance with North American Reliability Council (NERC) 1200 Standards, adopted May 2, 2006, to improve security at critical facilities that house command and control systems. Curtailment of Seattle City Light's electric operations would impact reliability of the power system in the Pacific Northwest, create lost revenues, and jeopardize public safety and emergency response due to loss of lifeline services such as medical services, water and wastewater systems, communications, law enforcement, banking, transportation system, etc. Alternative(s): Option 1, Status Quo: No centralized security system. Operate local security systems in place and use local law enforcement and private security companies to address security on a limited basis. Use private security services and/or request additional assistance from local law enforcement during times when the Federal government has raised the alert level for the nation or region, or for a situation that has occurred requiring additional security services. Option 2, Centralized Security System: Seattle City Light installs security enhancements to delay, detect, and respond to security intrusions at its critical facilities that are connected to a central security monitoring center that will be staffed by trained security guards on a 24/7 basis to monitor and respond to security incidents. Department wide response procedures will be established and coordination with local law enforcement will be established for responding to security incidents.</p>	System Wide	\$2,326
--------------	-----------------------	-----------------------------------------------------------------------------------------------------------------------------------------------------------------------------------------------------------------------------------------------------------------------------------------------------------------------------------------------------------------------------------------------------------------------------------------------------------------------------------------------------------------------------------------------------------------------------------------------------------------------------------------------------------------------------------------------------------------------------------------------------------------------------------------------------------------------------------------------------------------------------------------------------------------------------------------------------------------------------------------------------------------------------------------------------------------------------------------------------------------------------------------------------------------------------------------------------------------------------------------------------------------------------------------------------------------------------------------------------------------------------------------------------------------------------------------------------------------------------------------------------------------------------------------------------------------------------------------------------------------------------------------------------------------------------------------------------------------------------------------------------------------------------------------------------------------------------------------------------------------------	-------------	---------

**Amounts in thousands of dollars.*

Appendix A: New or Expanded Capital Facilities

MC-CL- YD9307	Distribution Area Communications Networks	Rationale: The communication systems now employed are in need increased capacity, better security, faster speeds, and increased reliability to meet new regulatory requirements. This will meet our ever increasing data and voice communication needs and take us twenty years or more into the future. Maintenance costs are lower because increased redundancy and reliability as well as better system alarms and the capability to remotely troubleshoot and reprogram the system. Traffic on the network is easily rerouted until major failures can be repaired. The new requirements of security, relaying, Automated Meter Reading, Automated Distribution and other automated systems will be easier to implement at lower cost once this project is completed. The system is easily upgraded to increase capacity or take advantage of new technology as it becomes available. Alternative(s): Option 1 Proceed as proposed. Install/complete fiber optic rings. Option 2 Do nothing. Have an inadequate communications network, with a high expense O&M component.	Citywide	\$2,396
------------------	----------------------------------------------------	--------------------------------------------------------------------------------------------------------------------------------------------------------------------------------------------------------------------------------------------------------------------------------------------------------------------------------------------------------------------------------------------------------------------------------------------------------------------------------------------------------------------------------------------------------------------------------------------------------------------------------------------------------------------------------------------------------------------------------------------------------------------------------------------------------------------------------------------------------------------------------------------------------------------------------------------------------------------------------------------------------------------------------------------------------------------------------	----------	---------

**Amounts in thousands of dollars.*

Appendix A: New or Expanded Capital Facilities

MC-CL- YD9957	Enterprise Geographic Information System	<p>Rationale: MOVED FROM DESCRIPTION, 7/10/2013, WYKPIISJ UPDATED AS OF 4/13/2012, HIBNESM: The Enterprise GIS Initiative will support the Seattle City Light 2013-2018 Strategic Plan in these objectives: 1. Improve customer experience and rate predictability. 2. Increase workforce performance and safety practices. 3. Enhance organizational performance. 4. Continue conservation and environmental stewardship. Replacing our multiple, incompatible GIS systems with a single enterprise level GIS will eliminate redundant data entry into GIS and other systems, increase data quality and put information into the hands of the people who need it, when they need it, including engineering, operations, asset management and environmental affairs. An enterprise GIS will improve field worker safety and reduce the occurrence of expensive project changes in the field resulting from inaccurate or incomplete information. It will also streamline software maintenance and support requirements and ease integration to other future utility systems requiring access to GIS data. This new system will provide: 1. A centralized geospatial data store improving data access and interoperability to support other enterprise systems such as Outage Management (OMS), Work and Asset Management (WAMS), Mobile Workforce, System Planning/Analysis, Automated Utility Engineering Design (AUD), Advanced Metering Infrastructure (AMI) and Business Intelligence (BI). 2. Electronic and web based access to distribution, transmission, streetlight, joint use and fiber optics/communications infrastructure information. 3. A flexible, configurable system that can accommodate evolving business information needs. The additional transmission, streetlight, joint use and fiber optics information that the utility needs to maintain as we move to an asset centric maintenance and planning model essentially doubles the size of the GIS dataset. The number of staff supporting GIS needs has seen an overall reduction in the last decade. Alternative(s): This business case and proposal presents 3 options for dealing with the problem: A. Do Nothing B. Replace the current DAMS editor and convert TLM Services C. Install a new unified GIS system A. Do nothing. Do not fund the work. Continue to leave our Radial Distribution System's GIS data at risk, and by extension, baseline OMS functionalities. Apply additional resources to manually maintain systems using current tools. Write and support multiple custom interfaces and procedures to provide base line GIS data required by OMS & WAMS. Do not take advantage of new business processes and functionality of automation between GIS, OMS and WAM. B. Replace the current DAMS editor and convert TLM</p>	System Wide	\$790
------------------	---------------------------------------------------	------------------------------------------------------------------------------------------------------------------------------------------------------------------------------------------------------------------------------------------------------------------------------------------------------------------------------------------------------------------------------------------------------------------------------------------------------------------------------------------------------------------------------------------------------------------------------------------------------------------------------------------------------------------------------------------------------------------------------------------------------------------------------------------------------------------------------------------------------------------------------------------------------------------------------------------------------------------------------------------------------------------------------------------------------------------------------------------------------------------------------------------------------------------------------------------------------------------------------------------------------------------------------------------------------------------------------------------------------------------------------------------------------------------------------------------------------------------------------------------------------------------------------------------------------------------------------------------------------------------------------------------------------------------------------------------------------------------------------------------------------------------------------------------------------------------------------------------------------------------------------------------------------------------------------------------------------------------------------------------------------------------------------------------------------------------------------------------------------------------------------------------------------------------------------------------------------------------------------------------------------------------------------------------------------------------------------------------------------------------------------------------------------------------------------------------------------------------------------------------------------------------------------------------------------------------------------------------------------------------------------------------------------------------------------------------------------------------------------------------------------------------------------------------------------------------------------	-------------	-------

**Amounts in thousands of dollars.*

Appendix A: New or Expanded Capital Facilities

Services. The current DAMS editor was originally implemented in 1994 as a suite of custom applications using Environmental Systems Research Institute (ESRI) Arc/INFO GIS products. DAMS tools are so obsolete that SCL is no longer backward compatible with our City partners in the Common Geographic Data Base (CGDB). To begin addressing these issues, the existing DAMS editor needs to be replaced. This project would incorporate into the DAMS GIS the final piece of connectivity data, between the customer meter and the transformer that is currently stored in the separate Transformer Load Management (TLM) database. This work will position City Light to begin working toward a unified GIS and to better leverage our GIS investment through new and improved integration to other major IT systems. Examples might include: 1. The ability to replace obsolete engineering analysis and planning systems, such as TLM and NLM/Loadflow, with modern GIS based applications. 2. The ability to more robustly model the underground portions of our Radial distribution system. 3. The ability to move closer to a unified GIS, including both our Radial and Network distribution systems in a single GIS data store, at City Light. C. Install a new unified GIS system. This option would install a new unified

MC-CL-YD9967	Outage Management System Phase II Implementation	Rationale: See attachments Alternative(s): See attachments	Citywide	\$2,203
MC-CL-YD9969	Enterprise Software Solution Replacement Strategy	Rationale: This project is an ongoing commitment to provide a sustainable funding stream to keep enterprise level resources up to date and fully functional. Software systems today are as critical to operate City Lights business as poles and wires. The Utility can no longer afford to delay regular required upgrades and or replacements to the system. Alternative(s): City Light could decide not to upgrade the systems, as prescribed, but that could create a significant risk if the system goes unsupported by the vendor or if something were to happen with the software. Operations and Maintenance costs could rise significantly while attempting to maintain the software on our own.	City Wide	\$11,082

**Amounts in thousands of dollars.*

Appendix A: New or Expanded Capital Facilities

MC-CL- YN8129	Network Hazeltine Upgrade	<p>Rationale: Using the Network Hazeltine system provides reliable power by remotely monitoring the electrical vaults and electrical equipment within the entire downtown service area. The Power Dispatchers constantly monitor the real time status of the network using the Hazeltine system. This program costs \$304K per year and avoids problems that can easily exceed twice that amount for Seattle City Light and its customers. The utility's cost for one such problem can range from \$200K up to as much as \$3M. Aggregated customer costs can range from \$100K up to \$5M. The benefit cost ratio for any one problem can range from 0.99 $(\\$200k + \\$100k) / \\$304k$ to be as high as 26.3 $(\\$3M + \\$5M) / \\$304k$. We usually avoid 4 to 5 smaller problems each year and a larger problem, with combined costs of \$1.53M, every 5 years. The yearly benefit cost is then $[4 * 0.99 + 1.53M / (304k * 5)] = 5.0$. Alternative(s): 1. Do nothing. Do not change existing Hazeltine system. Hazeltine has changed the production of their transmitters, forcing utilities to pay a premium for the transformers that is a fraction of the cost of upgrading to their Next Generation equipment. 2. Upgrade to Hazeltine's Next Generation system, changing station receivers and transmitters on each transformer. Total cost is about \$2.2 million. 3. Develop SCL proprietary network EMS system, capable of monitoring plus a new function of control of NP's, BTS's, and primary switches if they are added. Total cost ranges from \$7 million to \$17 million, depending on communications option selected. This excludes developmental costs. 4. Buy any upgrades from vendors only. Wait for Hazeltine or other vendors, to develop network EMS systems with the desired control and monitoring features. No products or competitors to Hazeltine are available at this time for cost estimates. 5. Add sensors to existing or future Hazeltine system to enhance the monitoring of the network environment. This would enable system operators to detect and respond to abnormal field condition and thereby improve customer reliability. 6. Continue existing program of upgrading the sensors to match the current SCL standard. In 2007 and 2008, review the Hazeltine program and determine if more significant upgrades are feasible. Presently, this is the recommended action and funding level for 2007 and 2008. The 2009 and beyond dollars are expected expenditures for the significant Hazeltine upgrades, if approved.</p>	System Wide	\$539
------------------	---------------------------------	-----------------------------------------------------------------------------------------------------------------------------------------------------------------------------------------------------------------------------------------------------------------------------------------------------------------------------------------------------------------------------------------------------------------------------------------------------------------------------------------------------------------------------------------------------------------------------------------------------------------------------------------------------------------------------------------------------------------------------------------------------------------------------------------------------------------------------------------------------------------------------------------------------------------------------------------------------------------------------------------------------------------------------------------------------------------------------------------------------------------------------------------------------------------------------------------------------------------------------------------------------------------------------------------------------------------------------------------------------------------------------------------------------------------------------------------------------------------------------------------------------------------------------------------------------------------------------------------------------------------------------------------------------------------------------------------------------------------------------------------------------------------------------------------------------------------------------------------------------------------------------------------------------------------------------------------------------------------------------------------------------------------------------------------------------------------------------------------------------------------------------------------------------------------------------------------------------------------------------------------------------------------------------------------------------------------------------------------------------------------------------------------------------------------------------------------------------------------------------------------------------------------------------------------------------------------------------------------------------------------	-------------	-------

**Amounts in thousands of dollars.*

Appendix A: New or Expanded Capital Facilities

MC-CL- YN8130	Network Maintenance Hole and Vault Rebuild	<p>Rationale: The Network Maintenance Hole (MH) & Vault Rebuild project provides reliable electric service by repairing or replacing damaged electrical maintenance holes/vaults and ducts located within the network. This project also reduces unsafe working conditions for our workers and potential hazards to the public. In the 1990s, licensed engineering consultants conducted a series of structural surveys on approximately 1,200 underground maintenance holes and vaults. Based on the survey, 38 MH/vaults have been repaired or replaced at a cost of \$14.1Million. Subsequent additional surveys have been done. Our prioritized list of facilities requiring major repairs or replacements includes replacing 78 MH/vaults and 350 vault roofs. The vaults that we are replacing for the 2007-2008 period have exceeded their expected lifetime. These are among the oldest facilities and include brick structures in Pioneer Square that are approximately 100 years old. Replacing now provides an opportunity to construct a route for bringing main stem feeder service cables through the Pioneer Square area and to a significant portion of the Downtown core area (City Hall, Justice Center, Seattle Municipal Tower) rather than using the Alaskan Way Viaduct structure. By repairing or replacing six manholes/vaults, rebuilding at least 10 vault/manhole roofs and 2,800 feet of old clay tile duct banks. Surveys performed by licensed civil engineering consultants have identified 78 maintenance holes/vaults requiring replacement as well as roofs for an additional 350 underground right-of-way facilities. Alternative(s):</p> <p>Alternative 1 - No Action: Vaults and maintenance holes with failing structures and grates would be left in place until catastrophic failure. Problems associated with deferring repair work include reduced worker and public safety, increased City liability, increased City paving expense, negative impacts on traffic flow through downtown when repairs are not coordinated with SDOT's paving operations, and loss of use of City Light facilities for customer service needs. The no action alternative is never an option as too many facilities are in states of failure that require at least temporary shoring and loss of use, and many require immediate repair. Alternative 2: Perform temporary fixes to the highest risk facilities until permanent repairs are made at some unspecified future date. Without a specific project to repair vaults and maintenance holes, temporary shoring systems installed in failed facilities has the following challenges: a) Electric crews cannot perform electric work in the failed facility with shoring left in place, effectively resulting in loss of use of the facility. b) Placement and removal of temporary shoring reduces productivity of field</p>	System Wide	\$1,852
------------------	-----------------------------------------------------	---------------------------------------------------------------------------------------------------------------------------------------------------------------------------------------------------------------------------------------------------------------------------------------------------------------------------------------------------------------------------------------------------------------------------------------------------------------------------------------------------------------------------------------------------------------------------------------------------------------------------------------------------------------------------------------------------------------------------------------------------------------------------------------------------------------------------------------------------------------------------------------------------------------------------------------------------------------------------------------------------------------------------------------------------------------------------------------------------------------------------------------------------------------------------------------------------------------------------------------------------------------------------------------------------------------------------------------------------------------------------------------------------------------------------------------------------------------------------------------------------------------------------------------------------------------------------------------------------------------------------------------------------------------------------------------------------------------------------------------------------------------------------------------------------------------------------------------------------------------------------------------------------------------------------------------------------------------------------------------------------------------------------------------------------------------------------------------------------------------------------------------------------------------------------------------------------------------------------------------------------------------------------------------------------------------------------------------------------------------------------------------------------------------------------------------------------------------------------------------------------------------------------------------------------------------------------------------------------------------------------------------------------------------------------------------------------------------------------------------------------------------------------------------------------------------------------------------------------------------------------------------------------------------	-------------	---------

**Amounts in thousands of dollars.*

Appendix A: New or Expanded Capital Facilities

personnel. c) Wood shoring rots from continuous exposure to moisture has limited life in wet network environments. d) Temporary fixes using steel beams can be applied in facilities with few cables or obstructions from temporary supports. Such repairs require costly custom designs from Civil Engineers and could be applied only where manhole access is not needed for several years. Alternative 3 (Preferred): Make permanent repairs to those facilities in need and continually monitor condition of civil facilities. Work would be prioritized to those facilities in highest need of repair, those associated with new customer load additions and those affected by public right of way projects, such as street paving. Benefits of this approach are improved worker and public safety, reduced City liability, improved tr

**Amounts in thousands of dollars.*

Appendix A: New or Expanded Capital Facilities

MC-CL- YN8201	Union Street Substation Networks	<p>Rationale: The Union Street Substation Networks project provides sufficient and reliable electrical capacity for the growing power needs of our customers. It is a programmatic approach for comprehensive management of underground network assets (electrical and in some cases civil) serving customers in the area bounded by Yesler Street, Alaska Way, Pike Street, 6th Avenue, Union Street, the Freeway, University Street, 3rd Avenue and the Waterfront area from Denny to Yesler. The project goal is to increase the capacity of present Union Street Substation network feeder cables to their ultimate service build out limit (an overall increase of 128 MVA) as determined by Union Substations transformer capacity, with allowances for feeder imbalances, feeder diversity and diversity among sub-networks. We will re-conductor and re-route four targeted service feeders by the end of 2008 and perform associated work such as feeder balancing. This includes the work in support of finishing the main stem build out and to address capacity issues in the branch portion of the feeder service cables as needed in response to specific service requests, as well as analyses of branch cable congested areas. Work in 2007 and 2008 as well as successive years is necessary to be able to pick up loads that will likely be transferred from Broad Street sub-networks in 5 years. To meet the projected new loads on the Waterfront and at specific downtown core sites we need to complete re-conductoring and re-routing of four targeted service feeders by the end of 2008 and perform associated work such as feeder balancing that will be transferred from Broad Street, and may be transferred from Massachusetts Street; build and energize a new network substation at least six years before all Downtown network capacity is used so that service cutovers can be done with minimal impact to our customers. This work is essential to meet near term load requirements of the SAM/WaMu and Four Seasons projects. This critical project Alternative(s): Alternatives include: 1. Do nothing. Make no improvements to system reliability or additions to feeder capacity. This would allow customer load to continue growing without commensurate additions to capacity of feeders serving this area, ultimately leading to multiple cable failures and extended customer outages. This would reduce the reliability of the network system from its present level, subjecting it to more lengthy outages. 2. Reduce customer demand for more load with demand side management measures. This alternative was evaluated in the Network Strategic Systems Plan and found to have negligible ability to reduce customer demand in the network area. 3. Increase capacity of network feeders incrementally, as little</p>	1312 Western AV	\$2,015
------------------	----------------------------------------	----------------------------------------------------------------------------------------------------------------------------------------------------------------------------------------------------------------------------------------------------------------------------------------------------------------------------------------------------------------------------------------------------------------------------------------------------------------------------------------------------------------------------------------------------------------------------------------------------------------------------------------------------------------------------------------------------------------------------------------------------------------------------------------------------------------------------------------------------------------------------------------------------------------------------------------------------------------------------------------------------------------------------------------------------------------------------------------------------------------------------------------------------------------------------------------------------------------------------------------------------------------------------------------------------------------------------------------------------------------------------------------------------------------------------------------------------------------------------------------------------------------------------------------------------------------------------------------------------------------------------------------------------------------------------------------------------------------------------------------------------------------------------------------------------------------------------------------------------------------------------------------------------------------------------------------------------------------------------------------------------------------------------------------------------------------------------------------------------------------------------------------------------------------------------------------------------------------------------------------------------------------------------------------------------------------------------------------------------------------------------------------------------------------------------------------------------------------------------------------------------------------------------------------------------------------------------------------------------------------------------------------------------------------------------------------------------------------------------------------------------------------------------------------------------------------------------------------------------------------------	--------------------	---------

**Amounts in thousands of dollars.*

Appendix A: New or Expanded Capital Facilities

MC-CL- YN8202	Massachusetts Street Substation - Networks	<p>as possible and as close to near-term load requirements as possible. This is no longer feasible as the next increment of feeder capacity additions reach their final capacity targets. 4. Increase capacity of network feeders to the full limit of the substations capability to deliver power. 5. Add measures that improve system reliability to mitigate the severity of any network event. 6. Add measures that improve customer reliability by preventing the chain of events leading to major customer impacts.</p> <p>Rationale: The rationale for this project is to increase the capacity and reliability of present Massachusetts Street Substation network feeder cables to their ultimate service build out limit (an overall increase of 69 MVA), as determined by Massachusetts Street Substation's transformer capacity, with allowance for feeder imbalances, feeder diversity and diversity among sub-networks. The Alaska Way Viaduct project will require the relocation of all 13kV distribution feeders that are suspended from the viaduct. These include feeders serving Pioneer Square and the downtown core. Additional duct banks and electrical vaults must be built throughout the Pioneer Square area to accommodate the feeder relocations. Doing the engineering for this relocation during 2007 will ensure that timely civil construction can be done in order to avoid many conflicts with other utilities and mitigate some of the traffic impacts that will occur during the Viaduct and Seawall construction. Alternative(s): Alternatives include: 1. Do nothing. Make no improvements to system reliability or additions to feeder capacity. This would allow customer load to continue growing without commensurate additions to capacity of feeders serving this area, ultimately leading to multiple cable failures and extended customer outages. This would reduce the customer reliability of the network systems from its present level, subjecting it to infrequent but lengthier outages. 2. Reduce customer demand for more load with demand side management measures. This alternative was evaluated in the Network Strategic Systems Plan and found to have negligible ability to reduce customer demand in the network area. 3. Increase capacity of network feeders to the full limit of the substations capability to deliver power. 4. Add measures that improve system reliability to mitigate the severity of any network event. 5. Add measures that improve customer reliability by preventing the chain of events leading to major customer impacts.</p>	1555 Utah Ave S	\$3,164
------------------	--------------------------------------------	--------------------------------------------------------------------------------------------------------------------------------------------------------------------------------------------------------------------------------------------------------------------------------------------------------------------------------------------------------------------------------------------------------------------------------------------------------------------------------------------------------------------------------------------------------------------------------------------------------------------------------------------------------------------------------------------------------------------------------------------------------------------------------------------------------------------------------------------------------------------------------------------------------------------------------------------------------------------------------------------------------------------------------------------------------------------------------------------------------------------------------------------------------------------------------------------------------------------------------------------------------------------------------------------------------------------------------------------------------------------------------------------------------------------------------------------------------------------------------------------------------------------------------------------------------------------------------------------------------------------------------------------------------------------------------------------------------------------------------------------------------------------------------------------------------------------------------------------------------------------------------------------------------------------------------------------------------------------------------------------------------------------------------------------------------------------------------------------------------------------------------------------------------------------------------------------------------------------------------------------------------------------------------------------------------------------------------------------------------------------------------------------------------------------------------------------------------------------------------------------------------------------------------------------------------------------------------------------------------------------------	-----------------	---------

**Amounts in thousands of dollars.*

Appendix A: New or Expanded Capital Facilities

MC-CL- YN8203	Broad Street Substation - Network	<p>Rationale: Customer demand for higher loads continues. Capacity of the cables serving two sub-networks is near overload, requiring immediate attention to avoid cable failure and customer outages. In the next five years, customers are projected to exceed the capacity of cables in another five network subareas. This capital project addresses the means to serve customer demand for higher capacity. Reliability measures identified in the Network Strategic System Plan are incorporated into this capacity driven work. Without this critical project it is very likely that there will be insufficient reliable electrical capacity in the very near future to hook up new customers and to serve present customers such as the Westin building. hernanju (7/29/21010): The project goal increases capacity of present Broad Street Substation network feeder cables to their ultimate service build-out limit (an overall increase of just under 100 MVA) as determined by Broad Street Substation's transformer capacity. This project constructs ten vaults and ten blocks of duct banks, re-conductors and relocates three primary feeders per year, upgrades/optimizes network transformers as needed, reduces secondary bus ties (reduce the size of the secondary grid resulting in greater reliability), and performs ancillary work. Alternative(s): Alternatives include: 1. Do nothing. Make no improvements to system reliability or additions to feeder capacity. This would allow customer load to continue growing without commensurate additions to capacity of feeders serving this area, ultimately leading to multiple cable failures and extended customer outages. This would reduce the customer reliability of the network systems from its present level, subjecting it to infrequent but lengthier outages. 2. Reduce customer demand for more loads with demand side management measures. This alternative was evaluated in the Network Strategic Systems Plan and found to have negligible ability to reduce customer demand in the network area. 3. Increase capacity of network feeders incrementally, as little as possible and as close to near-term load requirements as possible. 4. Increase capacity of network feeders to the full limit of the substations capability to deliver power. 5. Add measures that improve system reliability to mitigate the severity of any network event. 6. Add measures that improve customer reliability by preventing the chain of events leading to major customer impacts.</p>	319 6th AVE N	\$2,331
------------------	-----------------------------------------	------------------------------------------------------------------------------------------------------------------------------------------------------------------------------------------------------------------------------------------------------------------------------------------------------------------------------------------------------------------------------------------------------------------------------------------------------------------------------------------------------------------------------------------------------------------------------------------------------------------------------------------------------------------------------------------------------------------------------------------------------------------------------------------------------------------------------------------------------------------------------------------------------------------------------------------------------------------------------------------------------------------------------------------------------------------------------------------------------------------------------------------------------------------------------------------------------------------------------------------------------------------------------------------------------------------------------------------------------------------------------------------------------------------------------------------------------------------------------------------------------------------------------------------------------------------------------------------------------------------------------------------------------------------------------------------------------------------------------------------------------------------------------------------------------------------------------------------------------------------------------------------------------------------------------------------------------------------------------------------------------------------------------------------------------------------------------------------------------------------------------------------------------------------------------------------------------------------------------------------------------------------------------------------------------------------------------------------------------------------------------------------------------------------------------------------------------------------------------------------------------------------------------------------------------------------------	------------------	---------

**Amounts in thousands of dollars.*

Appendix A: New or Expanded Capital Facilities

MC-CL- YN8301	First Hill - Network	<p>Rationale: At present, capacity of the cables serving the First Hill network is exceeded in several areas, requiring operation restrictions to avoid cable failure and customer outages. In the next few years, four or more large customer loads are expected to be added, exceeding the capacity of cables. Based on projected new loads within the First Hill area (Harborview and Swedish Medical Centers), the electrical capacity of the cables serving the sub-network will be exceeded, requiring immediate action to avoid cable failures and long costly customer outages. This project will provide and overall electrical capacity increase of 32.4 MVA for First Hill Substation customers. Alternative(s): Alternatives include: 1. Do nothing. Make no improvements to system reliability or additions to feeder capacity. This would allow customer load to continue growing without the department making commensurate additions to capacity of feeders serving this area. This would ultimately lead to multiple cable failures and extended customer outages. This would also leave the customer reliability of network systems at its present level, subject to infrequent but lengthy outages. 2. Reduce customer demand for more loads with demand side management measures. This alternative was evaluated in the Network Strategic System Plan and found to have a negligible ability to reduce customer demand in the network area. 3. Increase capacity of network feeders incrementally, as little as possible and as close to near-term load requirements as possible. 4. Increase capacity of network feeders to the full limit of the substation's capability to deliver power. 5. Add measures which improve system reliability to mitigate the severity of any network event. 6. Add measures which improve customer reliability by preventing the chain of events leading to major customer impacts.</p>	1100 Madison St	\$3,620
------------------	-------------------------	----------------------------------------------------------------------------------------------------------------------------------------------------------------------------------------------------------------------------------------------------------------------------------------------------------------------------------------------------------------------------------------------------------------------------------------------------------------------------------------------------------------------------------------------------------------------------------------------------------------------------------------------------------------------------------------------------------------------------------------------------------------------------------------------------------------------------------------------------------------------------------------------------------------------------------------------------------------------------------------------------------------------------------------------------------------------------------------------------------------------------------------------------------------------------------------------------------------------------------------------------------------------------------------------------------------------------------------------------------------------------------------------------------------------------------------------------------------------------------------------------------------------------------------------------------------------------------------------------------------------------------------------------------------------------------------------------------------------------------------------------------------------------------------------------------------------------------------------------------------------------------------------------------------------------------------------	--------------------	---------

**Amounts in thousands of dollars.*

Appendix A: New or Expanded Capital Facilities

MC-CL- YN8404	Denny Substation - Network	<p>Rationale: This project is a result of a four years of advocacy by customers to make sure that the electrical distribution system has sufficient capacity to meet the projected loads in the rapidly growing area of North Downtown, and that the system has the reliability and voltage stability to support the research activities of the emerging biotech industry there. The principal stakeholders are the Fred Hutchinson Cancer Research Center, the UW School of Medicine, the Seattle Biomedical Research Institute, Rosetta Inpharmatics, ZymoGenetics, Children's Hospital and Medical Center, and the startups at the Accelerator Project. This five to seven year infrastructure project is specifically tailored and designed to the core needs of this business sector in the North Downtown area. The research activities and the laboratory equipment are so sensitive to system reliability and voltage stability that this area requires an extraordinary level of service from the utility. The motto is "World class research requires world class facilities.". The utility through this project is a partner in that effort. Because existing City Light substations cannot accommodate the new network feeders, this project requires the construction of a new North Downtown substation in a three to five year period, proposed as project 7757, North Downtown Substation Development. This network project cannot exist without the new substation. Alternative(s): 1. Enhance the service using non-network feeders from other substations. 2. Have individual customers invest in private reliability improvements. 3. Install network system in core service area, including the biotech industries. 4. Install network system throughout North Downtown area. Option 1 is not feasible because the availability of feeders from adjacent substations is limited and in question over time. Option 2 has been tried recently, but did not meet the reliability needs of this set of customers. Option 3 is the recommended option, as it is effective in meeting the need and cost effective. Option 4 includes all customers in the area, which is not necessary and expensive.</p>	Valley Street	\$10,647
------------------	----------------------------------	--------------------------------------------------------------------------------------------------------------------------------------------------------------------------------------------------------------------------------------------------------------------------------------------------------------------------------------------------------------------------------------------------------------------------------------------------------------------------------------------------------------------------------------------------------------------------------------------------------------------------------------------------------------------------------------------------------------------------------------------------------------------------------------------------------------------------------------------------------------------------------------------------------------------------------------------------------------------------------------------------------------------------------------------------------------------------------------------------------------------------------------------------------------------------------------------------------------------------------------------------------------------------------------------------------------------------------------------------------------------------------------------------------------------------------------------------------------------------------------------------------------------------------------------------------------------------------------------------------------------------------------------------------------------------------------------------------------------------------------------------------------------------------------------------------------------------------------------------------------------------------------------------------------------------------------------------------------------------------------------------------------------------------------------------------------------------------------------------------------------------------------------------------------------------------------------------------------------------	---------------	----------

**Amounts in thousands of dollars.*

Appendix A: New or Expanded Capital Facilities

MC-CL- YN8464	University Substation - Network	<p>Rationale: This project increases electrical capacity and reliability for University Substation customers in response to increased customer demand. At present, capacity of the cables serving the University network is exceeded in several areas, requiring operation restrictions to avoid cable failure and customer outages. In the next few years, larger customer loads are expected to be added, exceeding the capacity of cables. Based on projected new loads within the University area (University of Washington, Sound Transit) the electrical capacity of the cables serving the sub network will be exceeded, requiring immediate action to avoid cable failures and long costly customer outages. Alternative(s): 1. Do nothing. Make no improvements to system reliability or additions to feeder capacity. This would allow customer load to continue growing without the department making commensurate additions to capacity of feeders serving this area. This would ultimately lead to multiple cable failures and extended customer outages. This would also leave the customer reliability of the network system at its present level, subject to infrequent but lengthy outages. 2. Reduce customer demand for more loads with demand side management measures. This alternative was evaluated in the Network Strategic System Plan and found to have negligible ability to reduce customer demand in the network area. 3. Increase capacity of network feeders incrementally, as little as possible and as close to near term load requirements as possible. 4. Increase capacity of network feeders to the full limit of the substation's capability to deliver power. 5. Add measures which improve system reliability to mitigate the severity of any network event. 6. Add measures which improve customer reliability by preventing the chain of events leading to major customer impacts.</p>	645 NW 45Th	\$366
MC-CL- YR8322	Dallas Ave. 26 kV Crossing	<p>Rationale: Boeing and the other industrial customers in this area have critical facilities (e.g., Boeing wind tunnels) that depend on reliable power. The additional feeders assure reliable power supply to Boeing's operations and local industrial plants and residences. The Boeing Company has lobbied our management and the City Council to ensure that this line is replaced. Alternative(s): The do nothing alternative would leave Boeing and others with reduced reliability and in violation of previous SCL commitment.</p>	Dallas Ave S	\$206

**Amounts in thousands of dollars.*

Appendix A: New or Expanded Capital Facilities

MC-CL-YR8351	Overhead Equipment Replacements	<p>Rationale: Equipment that is aging, overloaded, or of an outdated design poses a risk to the reliability of the system and could lead to unplanned outages and additional restoration expenses. By replacing the oldest and failing parts of our system, and those parts that are not made anymore, and we have no spare parts. We will replace items such as rotten and damaged cross-arms, transformers, hardware, old lead cable, PCB transformers, etc. By doing so, the system will be more maintainable and customer outages will be fewer and not as long.</p> <p>Alternative(s): The do nothing alternative leaves the existing system in place. As the aging and outdated equipment fail they will cause unplanned outages. This necessitates the immediate, unplanned replacement of these facilities. This causes hardship for the customers that are impacted and increased expense for City Light, especially if overtime is required to get the customers re-energized.</p>	System Wide	\$48,718
MC-CL-YR8353	Underground Equipment Replacements	<p>Rationale: Avoid unplanned outages or interruption of service due to equipment failure. Alternative(s): The do nothing alternative would allow the equipment to deteriorate beyond its useful life and result in increased outages to customers.</p>	System Wide	\$17,045
MC-CL-YR8355	Overhead Customer Driven Capacity Additions	<p>Rationale: This project adds capacity to the distribution system to accommodate increased load from new services. Alternative(s): The do nothing alternative leaves the existing system in place. New loads added to the system will adversely impact system reliability and voltage stability. It may be necessary, if the load increase is significant, to deny new service connections if the feeder capacity is inadequate.</p>	System Wide	\$2,579
MC-CL-YR8356	Overhead System Capacity Additions	<p>Rationale: This project adds capacity to the distribution system to maintain the reliability level for the existing customers on the system and accommodate the increased load from new services. Alternative(s): The do nothing alternative leaves the existing system in place. New loads added to the system will adversely impact system reliability and voltage stability. It may be necessary, if the load increase is significant, to deny new service connections if the feeder capacity is inadequate.</p>	System Wide	\$2,260

**Amounts in thousands of dollars.*

Appendix A: New or Expanded Capital Facilities

MC-CL-YR8358	Overhead 26kV Conversion	Rationale: The existing 4kV equipment has lasted beyond its useful life and is no longer supported by manufacturers. In some places, the 4kV system no longer has the capacity to carry the system loads we are now experiencing. The system also demands ever increasing O&M resources. Alternative(s): The do nothing alternative leaves the 4kV system in place. The capacity concerns will remain and grow worse as more loads are added to the system. Obtaining 4kV equipment will become increasingly difficult and O&M will increase as the system continues to age.	System Wide	\$1,053
MC-CL-YR8360	Underground Customer Driven Capacity Additions	Rationale: This project adds capacity to the distribution system to accommodate increased load from new services. Alternative(s): The do nothing alternative leaves the existing system in place. New loads added to the system will adversely impact system reliability and voltage stability. It may be necessary, if the load increase is significant, to deny new service connections if the feeder capacity is inadequate.	System Wide	\$3,079
MC-CL-YR8361	Underground System Capacity Additions	Rationale: This project adds capacity to the distribution system to maintain the reliability level for the existing customers and accommodate the increased load from new services. Alternative(s): The do nothing alternative leaves the existing system in place. New loads added to the system will adversely impact system reliability and voltage stability. It may be necessary, if the load increase is significant, to deny new service connections if the feeder capacity is inadequate.	System Wide	\$2,551
MC-CL-YR8362	Underground 26kV Conversion	Rationale: This project increases capacity to deliver power to City Light customers, rebuilds and maintains the backbone of the system, saves energy by reducing transformer and line losses, improves quality and reliability of service to customers, and releases unit substation properties for better neighborhood uses. Alternative(s): The do nothing alternative leaves the 4kV system in place. The capacity concerns will remain and grow worse as more loads are added to the system. Obtaining 4kV equipment will become increasingly difficult and O&M will increase as the system continues to age. Operations and maintenance costs are not expected to change as a result of this project. The Capitol Hill Underground Ordinance area does not have capacity at 4 kV to serve the load growth in the area, thus requiring City Light to install vaults, ducts and underground at 26 kV.	System Wide	\$1,005

**Amounts in thousands of dollars.*

Appendix A: New or Expanded Capital Facilities

MC-CL- YR8425	Distribution Automation	<p>Rationale: The new distribution switching equipment is capable of intelligent controls. The integration of this equipment into the Seattle's distribution system will provide significant benefits and will set the stage for a Smart Distribution System that will become one of the main components of a Smart Grid. S&C Electric offers first generation switching equipment with compatible intelligence built in. Through this CIP, the Smart Distribution infrastructure can be designed, constructed, and operated until fully built out. With SMART GRID in place, operators of the distribution system can optimize the operation of our distribution system, reducing time for outage restoration and preventing some outages in the first place. A smart distribution system can also provide real time data of the system, maximizing the capability of the system, and may allow for deferment of capital expenditure. A fiber cable system that can support this operation has been partially constructed. This fiber ring project can continue and be expanded to provide adequate coverage for Smart Grid and other communication needs of Seattle City Light in the future. Fiber optics communication allows secure communications and meets NERC Cyber Security requirements. As the power system is changed or redesigned through usual needs to serve customers, automated switches can be installed in consonance with the integrated DA plan. Eventually the whole distribution system in Seattle Service Area would have a capability to become a Distribution Automation system. Alternative(s): 1. Business as Usual. Automatic switches will be installed as need arises. Power system switching will be done through manually operated switches. Outage restoration will depend on feeder patrols. 2. Expand pilot projects. Candidates are SODO, which is highly congested with power lines and serves the industrial customers, White Center & Burien areas, which have potential for growth, and south Duwamish commercial area. Include the South Lake Union area when the City decides to proceed with the development. Required? Yes. Distribution Automation needs to be a properly funded project. City Light will have a distribution system ready to deliver automation as part of a SMART GRID initiative.</p>	Citywide	\$2,998
------------------	----------------------------	------------------------------------------------------------------------------------------------------------------------------------------------------------------------------------------------------------------------------------------------------------------------------------------------------------------------------------------------------------------------------------------------------------------------------------------------------------------------------------------------------------------------------------------------------------------------------------------------------------------------------------------------------------------------------------------------------------------------------------------------------------------------------------------------------------------------------------------------------------------------------------------------------------------------------------------------------------------------------------------------------------------------------------------------------------------------------------------------------------------------------------------------------------------------------------------------------------------------------------------------------------------------------------------------------------------------------------------------------------------------------------------------------------------------------------------------------------------------------------------------------------------------------------------------------------------------------------------------------------------------------------------------------------------------------------------------------------------------------------------------------------------------------------------------------------------------------------------------------------------------------------------------------------------------------------------------------------------------------------------------------------------------------------------------------------------------------------------------------------------------------------------------------------------------------------------------------------------------------------------------------------------------------------------------------------------------------------------------------------------	----------	---------

**Amounts in thousands of dollars.*

Appendix A: New or Expanded Capital Facilities

MC-CL-YR8452	Pole Attachments	<p>Rationale: City Light is legally and contractually obligated to make space available on its facilities to government and private entities for communication and other purposes. Customers wishing to utilize space on City Light facilities are required to pay in advance for any necessary work required to provide the necessary space and minimum clearances to the electrical equipment. This ensures that the attachments meet all applicable federal, state and local safety codes. Customers are not allowed to make any attachments until all make ready work, including tree trimming, has been completed and the system made safe for the communication worker. Speed to market in the communications industry is critical for them to maintain their competitive advantage. Customers pay in advance for City Light crews to complete this work on overtime, without interrupting the normal assignments of the crews. All construction charges are deposited into the Light Fund. New wireless facilities and pole attachments generate an additional \$100,000 in rental revenue annually. Currently \$3.3 million in annual rental revenue is being generated and will continue to increase as construction and make ready work is completed. All rental revenue is deposited into the Light Fund. The communications industry and associated technology are growing at an astounding rate. City Light has experienced a 375 percent increase in pole attachment applications since 2007. All trends indicate that this growth will increase by an average of 24 percent annually. This does not take into account major initiatives such as fiber to the home, Advanced Metering Infrastructure (AMI), or vast expansion of existing networks and Distributed Antenna Systems (DAS). Completing the construction for make ready work and wireless facilities will enable City Light to fulfill its legal and contractual obligations to our customers. Customers will be provided a small measure of rate relief through increased revenue streams from these additi</p> <p>Alternative(s): It is possible that some or all of this construction work could be outsourced to electrical utility construction companies. This alternative presents obstacles like logistics, compatible parts, quality control, and required electrical reviewers. These challenges negate any cost savings and sometimes take longer to construct.</p>	System Wide	\$16,057
MC-CL-YR9974	PCB Tracking and Condition Assessment Project	<p>Rationale: No Rationale Provided. Alternative(s): No Alternatives Provided.</p>	System Wide	\$300

**Amounts in thousands of dollars.*

Appendix A: New or Expanded Capital Facilities

MC-CL-YS7121	Replace Breakers BPA Covington and Maple Valley Substations	Rationale: City Light's interconnection agreement with Bonneville Power makes City Light the owner of the breakers in the Maple Valley Yard. City Light is required by this agreement to make upgrades as required. The breakers are currently over capacity due to the addition of another 500 kV line into the area. Alternative(s): If SCL does not replace the breakers, they may be forced to do so through legal means due to a breach of contract.	Kent	\$11
MC-CL-YS7750	Substation Plant Improvements	Rationale: The Power Stations CIP Review Committee evaluates subprojects for this category based on cost benefit ratios and departmental policies. Proposed work includes seismic improvements to old buildings, refurbishment of concrete buildings, upgrades to potable water systems, and construction of storage facilities for materials and tools. Incidental work that Power Stations do to improve station security is also funded in this project. Alternative(s): The water system at the North Substation is old, deteriorating, and becoming unreliable for drinking and for fire protection. Allowing the present systems to deteriorate may endanger employees and further put the safety and reliability of key system resources at risk. Additional seismic improvements are planned at Broad Street substation. Refurbishment of concrete structures is planned at North Substation. Storage facilities for tools and safety protective ground cables are planned for Delridge and East Pine substations. There are several levels of alternatives for improving security at Seattle City Light's fourteen substations. They range from installing more effective perimeter fencing, to adding remote monitoring systems, to catch intruders.	System Wide	\$1,108
MC-CL-YS7751	Substation Capacity Additions	Rationale: We plan to design the feeder get-aways to carry power from substations as needed. Alternative(s): The alternatives to making capacity additions to existing substations are: 1. Accepting limitations on service to customers. 2. Successfully promoting voluntary power demand reductions. 3. Meeting capacity demand increases by new substations and transmission lines.	System Wide	\$2,199

**Amounts in thousands of dollars.*

Appendix A: New or Expanded Capital Facilities

MC-CL-YS7752	Substation Equipment Improvements	Rationale: The project includes a regular program of critical electrical equipment replacements at the substations, because this equipment becomes less reliable as it ages. The 2005-2006 plans continue a program to provide supervisory control of breaker functions. This allows remote control and monitoring of substation equipment from the System Control Center, which allows the System Control Center to diagnose the seriousness of an equipment malfunction or switch equipment more quickly. This allows a faster response time to correct system instability or outages. Alternative(s): This project is where the utility funds work on equipment that the maintenance review process identifies as being more cost effective to replace or refurbish than to continue to maintain. A review team prioritizes replacements by their criticality rating. This is a figure provided by the System Control Center that identifies the components of Seattle's distribution infrastructure that are especially important to the system as a whole. For example, an equipment failure at Broad Street Substation may cause more of a problem than one at Canal Substation because it is not as easy to switch loads into the network grid.	System Wide	\$6,117
MC-CL-YS7753	Relaying Improvements	Rationale: Relays are protective devices that guard system components when electrical equipment fails. When a relay senses a problem with a major piece of equipment, it opens the circuit flowing to that component and isolates it from the rest of the electrical system. This protects the rest of the distribution system from potentially cascading effects if one part fails to operate properly. Recent technological advances in relay and protection equipment and software allow remote control and documentation of system events. The work plan includes installing digital fault recorder (DFR) equipment and software at the substations. City Light is changing electro-mechanical relay components to electronic, programmable devices. This will make it easier to detect and manage equipment problems. Alternative(s): Almost every change out of high voltage substation equipment requires that its relay and metering be reset and modified. Not continuing to have a significant relay improvement program would keep us using old technology that is not maintained by its manufacturers.	System Wide	\$5,105
MC-CL-YS7755	Substations Demand Driven Improvements	Rationale: Requests from other agencies typically occur without enough notice to be included in the biennial budgeting process. The Power Stations Division budgets a nominal sum for each year to cover requests and to request spending authority. Alternative(s): The alternative to implementing regional demands is failing to meet City commitments to regional agreements.	System Wide	\$5

**Amounts in thousands of dollars.*

Appendix A: New or Expanded Capital Facilities

MC-CL-YS7756	Interbay Substation - Development	<p>Rationale: The Broad Street Substation is reaching its capacity to serve the network and the growing South Lake Union neighborhood. The limiting factor is an inability to construct additional underground feeders to carry electrical current in to the area. The existing 26 kV distribution system and substations are becoming overloaded and a new 26-kV substation will feed the areas load growth. The 115 kV ring bus work at Broad Street and Canal Substations will provide the connections to the transmission system. The new substations will provide 10 to 15 new 26 kV getaways, adding to the distribution network and providing a new path for power to the area. Because City Light already owns property for a station in Interbay, it is the nearest opportunity we have to add capacity in the western part of the service area that will off-load demand from the Broad Street Substation for the South Lake Union district. Developers who are interested in projects in the SLU district want to know that City Light will be able to serve their needs reliably. Alternative(s): 1. Not build the new substation. 2. Option one build: Contract out the design and construction 3. Option two build: Have City Light design and integrate the facility into the distribution system, and construct the facility. It requires at least 36 months to site, contract for design, construct, and energize a distribution substation. There are several alternatives such as installing distributed generation facilities to meet load growth. City Light has considered constructing additional transmission corridors from the University Substation and/or Canal Substation. Both alternatives require crossing a body of water, which are expensive options even if environmental challenges do not delay or halt progress. Given the recognized growth in South Lake Union, City Light selected the most cost effective and achievable option - constructing a station at Interbay to serve the growing load in that part of the service territory.</p>	17th Ave West	\$247
MC-CL-YS7776	Substation Transformer Replacements	<p>Rationale: To replace aging substation transformers before they fail in service. Alternative(s): The alternative is to accept the risk of a transformer failure and the consequent added cost and time for emergency replacement.</p>	2136 N 163rd St, Shoreline	\$5,050
MC-CL-YS7779	Substation Breaker Replacements and Reliability Additions	<p>Rationale: To replace aging substation circuit breakers before they fail in service. Alternative(s): The alternative is to accept the risk of a transformer failure and the consequent added cost and time for emergency replacement..</p>	System Wide	\$4,181

**Amounts in thousands of dollars.*

Appendix A: New or Expanded Capital Facilities

MC-CL-YS7783	Substations Oil Containment	<p>Rationale: The rationale of this project is to get City Light into compliance with the Clean Water Act regulations (Title 40, Code of Federal Regulations, Part 112) which require that oil containment measures be taken that will prevent oil spills into any streams or open bodies of water. During preparation of the Oil Spill Plans required by the regulations, a comparison of existing oil containment facilities was made with the recently revised (August 2002) regulations, which resulted in discovery of instances at 11 of our substations of design problems or capacity problems that should be resolved to fully meet the regulations.</p> <p>Substation Scope of Recommended Oil Containment: (Scott McLean's project estimates) Duwamish Sub - Add oil containment at the bus bays and potential transformers. Major issues are proximity to the Duwamish River, which with porous soils raises the prospect of an oil spill finding its way to groundwater and into the river in a short period of time. Broad Sub - Remedy the insufficient capacity of the oil containment system and lack of impervious sumps. Major issue with the existing system is that spilled oil can overflow the undersized unlined sumps into the combined yard drain sys (i.e. combined drainage and oil containment system) and from there into City drains. There is no oil containment in the E yard. Improve the system or set up a contingency plan. Bothell Sub 1. Provide lining for the currently unlined sumps at transformers and OCBs, and provide for separating the oil containment system from the drainage system. Major issues include unlined sumps; no oil containment for oil tanks at west side next to wetland, combined drainage/oil containment system can spread an oil spill into the yard gravel. 2. Retrofit with impervious sumps at bulk storage tanks with normally closed valve. 3. Pipe 3 CBs at SW yard to MH with OSV. East Pine Sub - Remedy the undersized combined oil containment system, which has the potential of overflowing i</p> <p>Alternative(s): 1. Implement improvements recommended by Oil Spill Plans as soon as possible, to obtain compliance with the applicable federal regulations (Title 40, Code of Federal Regulations, Part 112). 2. Implement recommended improvements over a phased period of time, to obtain compliance with the applicable federal regulations (Title 40, Code of Federal Regulations, Part 112), giving priority to the sites of highest environmental risk. This is the selected alternative. 3. Do nothing.</p>	System Wide	\$548
--------------	-----------------------------------	-----------------------------------------------------------------------------------------------------------------------------------------------------------------------------------------------------------------------------------------------------------------------------------------------------------------------------------------------------------------------------------------------------------------------------------------------------------------------------------------------------------------------------------------------------------------------------------------------------------------------------------------------------------------------------------------------------------------------------------------------------------------------------------------------------------------------------------------------------------------------------------------------------------------------------------------------------------------------------------------------------------------------------------------------------------------------------------------------------------------------------------------------------------------------------------------------------------------------------------------------------------------------------------------------------------------------------------------------------------------------------------------------------------------------------------------------------------------------------------------------------------------------------------------------------------------------------------------------------------------------------------------------------------------------------------------------------------------------------------------------------------------------------------------------------------------------------------------------------------------------------------------------------------------------------------------------------------------------------------------------------------------------------------------------------------------------------------------------------------------------------------------------------------------------------------------------------------------------------------------------------------------------------------------------------------------------------------------------------------------------------------------------------------------------------------------------------------------------------------------------------------------------------------------------------------------------------------------------------------	-------------	-------

**Amounts in thousands of dollars.*

Appendix A: New or Expanded Capital Facilities

MC-CL-YS8424	Substation Automation	<p>Rationale: Seattle City Light's (SCL) remote monitoring and control of critical substation equipment from our system control center dates from the 1970s, when SCL led the industry's development. The basic configuration in each substation is unchanged since those early days. The configuration consists of a Remote Terminal Unit (RTU), which collects electric system measurements and status; forwards them promptly to the control center; conveys power dispatcher commands back to the substation to operate high voltage switches and circuit breakers for electric system reconfiguration in real time. Industry developments and the toll of decades have made necessary the upgrade of this system. The existing Remote Terminal Unit equipment is 40 years old, wearing out and cannot be replaced in kind because the equipment is no longer manufactured. It has insufficient capacity to address the needs of added substation sensors and controls, cannot offer the computerized capabilities of new technology, cannot support automation of the distribution system feeders radiating from the substations, is too slow to meet the speed requirements of new control applications, is energy inefficient and cannot support modern demands of sophisticated asset management of expensive high-voltage equipment, and it doesn't provide the insight into the operation of the substation that today's staff could be using to improve operation and maintenance practices. Further, an RTU failure will significantly affect the operation of the Automatic Generation Control (AGC) at the EMS. The AGC relies heavily on the RTU for accurate data acquisition of real time power flow on transmission lines to neighboring utilities, comprising the Western Interconnection governed by the Western Electricity Coordinating Council (WECC). The AGC enables the proper allocation of a pool of power generation to the appropriate load required by each utility customer. Loss of AGC due to RTU failure will in turn cause fines from the appropriat Alternative(s): Option I - Replace at Failure: This strategy poses significant business risk that will grow as the equipment ages. Currently, the average age is about 40 years old. This analysis assumes that this equipment will fail at an increasing rate at or before reaching 60 years old. The current technology can no longer be replaced or maintained because it is no longer manufactured. When the RTU fails, it will take one year to replace and require one year of manual operation, which adds approximately \$1Million of additional labor costs above the \$1.3 Million planned cost of replacement. Should SCL lose more than 2 RTUs in one year, it would take longer to replace and require more labor to manually operate the substations. However, replacing this equipment with</p>	System Wide	\$1,275
--------------	-----------------------	---------------------------------------------------------------------------------------------------------------------------------------------------------------------------------------------------------------------------------------------------------------------------------------------------------------------------------------------------------------------------------------------------------------------------------------------------------------------------------------------------------------------------------------------------------------------------------------------------------------------------------------------------------------------------------------------------------------------------------------------------------------------------------------------------------------------------------------------------------------------------------------------------------------------------------------------------------------------------------------------------------------------------------------------------------------------------------------------------------------------------------------------------------------------------------------------------------------------------------------------------------------------------------------------------------------------------------------------------------------------------------------------------------------------------------------------------------------------------------------------------------------------------------------------------------------------------------------------------------------------------------------------------------------------------------------------------------------------------------------------------------------------------------------------------------------------------------------------------------------------------------------------------------------------------------------------------------------------------------------------------------------------------------------------------------------------------------------------------------------------------------------------------------------------------------------------------------------------------------------------------------------------------------------------------------------------------------------------------------------------------------------------------------------------------------------------------------------------------------------------------------------------------------------------------------------------------------------------------------------------------------------------------------------------------------------------------------------------------------------------------------------------------------------------------------------------------------------------------------------------------------------------------------	-------------	---------

**Amounts in thousands of dollars.*

Appendix A: New or Expanded Capital Facilities

modern technology will set the foundation to support future smart grid applications like AMI (Advanced Metering Infrastructure), OMS(Outage Management System), Asset Management applications, Distribution Automation, and reactive power management, to name a few. It will also allow SCL to meet future NERC compliance requirements for substation equipment and install intrusion control measures for substation security. Option II - Preferred Option: Planned RTU Replacement over 7 Years at a rate of 2 per year. This option will: Remove existing RTU. Install new server systems in every substation. Install supervisory control of feeders (30 feeders for each station) that serve network loads to allow remote control of feeder breakers from the EMS. Install group control of network feeders to enable load restoration in case of a sub-network or total substation outages. Install new annunciators and monitors for productive operator interfaces. Two other options were discussed but not pursued for this analysis. One alternative considered adding a server to each substation over 7 years, but did not propose to connect it. This option didn't return sufficient benefit and resulted in the disadvantage of prolonging the peri

MC-CL-YT7011	Transmission Capacity	Rationale: The capacity of the system is based on winter and summer peaks, weather conditions, and N-1 criteria. Additional capacity shall be added to meet the planning criteria for power delivery of new load demand. Alternative(s): If transmission lines are overloaded, overhead wires could sag beyond National Electric Safety Code clearances causing an unsafe condition, and underground lines could exceed the insulation's temperature rating causing damage to the cable. In order to avoid these situations from overload, which could cause long term outages; shorter term load shedding would be used.	System Wide	\$24
MC-CL-YT7104	Transmission Reliability	Rationale: As structures, insulators and conductors reach their end of life expectancy and need to be replaced to maintain existing systems. To meet the National Electric Reliability Council and Western Electricity Coordinating Council reliability criteria, it is necessary to add additional transmission lines that are not capacity driven. Wood poles will have a shorter replacement life of approximately 40-60 years depending on condition assessment. Alternative(s): Allow the lines to fail before replacing them. This can cause a dangerous safety issue and will reduce the availability of the system at unscheduled and inopportune times. The August 2003 East Coast blackout has shown that inattention to the transmission system has large implications.	System Wide	\$3,064

**Amounts in thousands of dollars.*

Appendix A: New or Expanded Capital Facilities

MC-CL-YT7105	Transmission Inter-Agency	Rationale: Seattle City Light is required to relocate facilities at the request of other agencies. Drivers for the relocations are road realignments, construction of facilities, regional upgrades, and changes in lighting. Inter-agency projects may or may not be reimbursable depending on real estate drivers. Alternative(s): Do not meet other agencies needs and potentially delay local, state, or regional construction programs. If interagency agreements are not met, there are usually contractual, permit, or franchise rights involved, which could lead to litigation.	System Wide	\$567
MC-CL-YT7125	Denny Substation Transmission Lines	Rationale: No Rationale Provided. Alternative(s): No Alternatives Provided.	System Wide	\$1,001

**Amounts in thousands of dollars.*

Appendix A: New or Expanded Capital Facilities

MC-CL- YT8461	Transmission Line Inductor Installation	<p>Rationale: Rationale: This project is based upon a Memorandum of Agreement (MOA) between Bonneville Power Administration (BPA), Puget Sound Energy (PSE), and Seattle City Light (SCL), aimed at improving the reliability of the regional electric grid in the Puget Sound Area Northern Intertie (PSANI). Since the early 2000's, BPA has limited energy transfers between the Puget Sound area and Canada due to congestion in the Puget Sound Area. This project will reduce congestion and upgrade the reliability of the transmission system, reducing the risk of region-wide customer power outages in the future. Objectives for this project include: 1. Install series inductors on the Massachusetts to Union to Broad (MA-US-BR) and Denny to Broad (DN-BR) 115kV Underground Transmission Cable Lines in the downtown Seattle Transmission System by 2017. 2. Complete all Transmission System Improvements within the 2013 - 2018 CIP Forecast and Budget. 3. Complete all agreed upon Transmission System Improvements per the MOA by the end of 2017. 4. Complete necessary upgrades to existing substation and transmission equipment or structures to support Seattle City Light's 2013 - 2018 Strategic Plan Initiative for Transmission System Improvements. Project Goals: 1. Enhance customer experience and service reliability for SCL customers. 2. Reinforce transmission interties and interconnections with PSE and BPA. 3. Improve SCL asset strengths and load capacity on existing transmission systems. 4. Reduce the risk of region-wide customer power.</p> <p>Alternative(s): City Light belongs to the Columbia Grid, a regional transmission planning organization. SCL and other Columbia Grid members considered alternatives such as new phase shifting transformers, 500kV transmission lines, and additional underground cables. The goal of the regional analysis was to minimize costs and impacts using a one-utility approach for solving the transmission congestion issues. The selected projects were chosen after two years of transmission system studies and analysis. The 2011 report can be found in City of Seattle Ordinance 123779, as an attachment with a table of the alternatives considered.</p>	System Wide	\$285
------------------	-----------------------------------------------	--------------------------------------------------------------------------------------------------------------------------------------------------------------------------------------------------------------------------------------------------------------------------------------------------------------------------------------------------------------------------------------------------------------------------------------------------------------------------------------------------------------------------------------------------------------------------------------------------------------------------------------------------------------------------------------------------------------------------------------------------------------------------------------------------------------------------------------------------------------------------------------------------------------------------------------------------------------------------------------------------------------------------------------------------------------------------------------------------------------------------------------------------------------------------------------------------------------------------------------------------------------------------------------------------------------------------------------------------------------------------------------------------------------------------------------------------------------------------------------------------------------------------------------------------------------------------------------------------------------------------------------------------------------------------------------------------------------------------------------------------------------------------------------------------------------------------------------------------------------------------------------------------------------------------------------------------------------------------------------------------------------------------------------------------------------------------------------------------------------------------------------------------------------------------------------------------------------------------------------------------------------------	-------------	-------

**Amounts in thousands of dollars.*

Appendix A: New or Expanded Capital Facilities

MC-CL-ZC9937	New Customer Information System	<p>Rationale: A Customer Information System (CIS) is a key information asset for all utilities. The CIS needs to support the business model and directions of the utilities. Products in the CIS market become less viable over time while others become more viable as they mature and evolve. The current billing system, Consolidated Customer Service System (CCSS), that supports customer billing and call center operations of SCL and SPU was implemented originally in 2000 and was upgraded in 2006. This mission critical system supports SPU and SCL call center utility billing functions. As such, it bills over \$900 million in annual retail revenues for both utilities and issues more than 5 million bills per year. The underlying technologies that support the CCSS system are obsolete and no longer supported by the vendor. Replacing CCSS with a new or revised customer care and billing system enables high priority business capabilities that are not currently supported within the existing or upgraded Banner product. Implementation is expected to take 30 months with the assistance of a systems integrator and/or a team of new and dedicated FTEs who will be responsible for the delivery of all project deliverables. Alternative(s): 1. Do nothing. This alternative will have Seattle maintain its business relationship with the current vendor and plan for future upgrades on a periodic basis, about every four years. 2. Contract for customization of the current version to enhance capabilities and functions. 3. Purchase an upgraded version of the application from the same vendor. 4. Replace the CCSS with a different CIS. This alternative will involve developing a strategic plan, a business plan, and procurement plan. This alternative will require a sizable upfront cost for implementation. The utility plans to conduct a business requirements study in 2012 to identify the benefits and costs associated with each option and assist in making the best choice.</p>	700 5th Avenue	\$3,109
MC-CL-ZC9972	Call Center Improvements - City Light	Rationale: No Rationale Provided. Alternative(s): No Alternatives Provided.	University District / Roosevelt / Northgate	\$45
MC-CL-ZL8377	Transportation Streetlights	<p>Rationale: 2010 EMS Streetlighting that SCL owns may need to be relocated for transportation purposes, just as other SCL facilities. Often SCL will pay to move all types of its facilities if a project is deemed a Transportation Project. Utilizing SDOT as the design and construction management consultant allows SCL to avoid being in the critical path of transportation projects. It also allows for leveraging engineering staff. Alternative(s): The do nothing alternative would hamper transportation projects and cause delays to the public.</p>	System Wide	\$6,784

*Amounts in thousands of dollars.

Appendix A: New or Expanded Capital Facilities

MC-CL-ZL8378	Streetlights: Arterial, Residential and Floodlights	<p>Rationale: Streetlights and floodlights are provided in public right of way, and on private property, for either public or private benefit. Often these lights are attached on existing City Light wood poles, but they may also be installed on separate metal poles, depending on the application. City Light owns the arterial and non-arterial lighting systems throughout the City of Seattle per Ordinance 119497. In other jurisdictions, franchise agreements may dictate City Light's requirement to support lighting needs. City Light has historically provided the resources to install street lighting. These capital costs are then reimbursed by the requesting party through monthly billing according to Seattle Municipal Code 21.49.060, Schedule T, Option C.</p> <p>Alternative(s): The do nothing alternative would deny new lighting, a service authorized by ordinance. In residential areas, public safety would remain at present levels. Along arterials, the existing aging system would deteriorate beyond usefulness and lag behind improved lighting standards.</p>	System Wide	\$4,334
MC-CL-ZL8441	Streetlight LED Conversion Program	<p>Rationale: 2010 EMS - This project will reduce annually energy consumption by 40% (for those lights replaced), provide Greenhouse Gas Avoidance of 5,446 metric tons of carbon per year, and reduce maintenance cost of the Utility's streetlight system. The savings in energy and maintenance costs will pay for the initial investment within the life of the new system. The overall goal of this project is to improve customer service and reduce cost. With a total system conversion, it is estimated that annual operating costs will be reduced from \$10,180,213.59 per year to \$6,510,231.31 per year. Debt service for system conversion capital cost may be made with these savings. Through 2011, 20,000 cobrahead residential fixtures have been installed. In 2012, residential conversion will take place from the southern border of City Light's service area to Brandon St. The 2013 conversion effort includes residential and minor collector arterials in Zone 2 (250 watt High Pressure Sodium replacements), from Brandon St to Denny Way. Complete conversion of the residential streetlights completion anticipated by the end of 2014. Arterial cobrahead luminaire conversion will continue through 2017. Ornamental LED conversion anticipated through 2021.</p> <p>Alternative(s): No Alternatives Provided.</p>	Citywide	\$2,983
MC-CL-ZL8481	Seattle Waterfront Streetlight Installation	<p>Rationale: No Rationale Provided. Alternative(s): No Alternatives Provided.</p>	1312 Western AVE	\$6,385

**Amounts in thousands of dollars.*

Appendix A: New or Expanded Capital Facilities

MC-CL-ZS8054	Meter Additions	<p>Rationale: Background: Of the 400,000 meters in City Light's metering system, approximately 80,000 are older than 30 years. City Light's Rates Unit estimates that replacing the meters would result in an increase in revenues of more than \$450,000 annually. City Light has a fiduciary responsibility to continually update the metering system. Due to continuous budget constraints, both in labor and material, targets of 10,000 obsolete meter exchanges were reduced in 2000, 2006 and 2008 to our current level of 5300, thus the backlog of older meters continues to increase. Methodology: New Service Installations: Over the past 9 years, new or upgraded services have averaged 5,500 a year. Material budgeting was based on a 2006 to 2008 average and current labor figures. These project funds support the demands of new construction and upgraded services. Obsolete Meter Exchange: The life cycle of a meter is 30 years based on the electro-mechanical meter. However, current and future electronic technology may reduce this life-span up to 50%. Older meters slow with age, resulting in a loss of revenue to the Department. Obsolete meters can account for up to 3 percent loss in department revenue. The Technical Metering Unit expects to exchange 10,000 obsolete meters annually starting in 2013 through 2016. Alternative(s): 1. Continue to replace obsolete meters at current level of 5,300 annually. City Light could not accurately bill for electrical consumption. Incur loss of City Light revenue due to slow meters. Results in increasing backlog of meters over 30 years old. Increased future utility costs due to replacing obsolete meters at an accelerated pace with higher labor and material costs. 2. Continue to replace obsolete meters at higher level of 10,000 annually. Increase number of customers who receive accurate and timely bills. Reduce loss of utility revenues due to slow meters. Avoid higher cost of meter replacement when meters fail.</p>	System Wide	\$3,830
MC-CL-ZS8350	Overhead Outage Replacements	<p>Rationale: During unplanned outages, work often must be done that requires the complete replacement, rather than repair just one piece of equipment that is normally capitalized. This includes poles and transformers. This project is intended to capture those expenditures. Alternative(s): During an unplanned outage, feeder switching will restore most, if not all of the affected customers. The do nothing alternative possibly leaves the few affected customers without power. The system also remains in its damaged condition which severely limits the flexibility to switch the feeders to allow for other outages, both planned and unplanned. Planned outages are needed to accommodate line moves and other system work.</p>	System Wide	\$1,043

**Amounts in thousands of dollars.*

Appendix A: New or Expanded Capital Facilities

MC-CL-ZS8352	Underground Outage Replacements	Rationale: During unplanned outages, work often must be done that requires the complete replacement rather than repair just one piece of equipment that is normally capitalized. This includes cable and transformers. When there are no customer outages, the goal is to restore the system to its normal configuration within two months, unless customer driven construction mandates an earlier deadline or the magnitude of the scope of the outage makes this impractical. Alternative(s): During an unplanned outage, feeder switching will restore most, if not all, of the affected customers. The do nothing alternative possibly leaves the few affected customers without power. The system also remains in its damaged condition which severely limits the flexibility to switch the feeders to allow for other outages, both planned and unplanned.	System Wide	\$1,350
MC-CL-ZS8363	Network Additions and Services: Broad Street Substation	Rationale: The Broad Street Substation Network Additions and Services project connects approximately five small, four medium, and five large properties costing \$4.6 million and performs capacity additions work associated with service connections. These connections include condominiums, office buildings, medical facilities, hotels, and commercial and apartment buildings. Alternative(s): No Alternatives Provided.	319 6th AV N	\$10,901
MC-CL-ZS8364	Network Additions and Services: First Hill, Massachusetts, Union & University	Rationale: This Network Additions and Services project for the customers in the First Hill, Massachusetts, Union, and University District network areas provides service connections to approximately nine small, five medium, and four large properties costing \$3.5 million. These connections include condominiums, office buildings, medical facilities, hotels, and commercial and apartment buildings. Alternative(s): No Alternatives Provided.	1555 Utah AV S	\$3,903
MC-CL-ZS8365	Large Overhead and Underground Services	Rationale: There is a continuous demand for additional electric power services as new construction and renovation work occurs. Seattle City Light provides service to new customers in a safe, reliable, timely, and cost effective manner as a means to fulfill its commitment to be a customer and community focused organization. Alternative(s): Each service connection may have unique aspects that would require or facilitate design, construction, and financing alternatives. Seattle City Light will fully consider alternatives as a means to fulfill its commitment to be a customer and community-focused organization.	System Wide	\$3,371

**Amounts in thousands of dollars.*

Appendix A: New or Expanded Capital Facilities

MC-CL-ZS8366	Medium Overhead and Underground Services	<p>Rationale: There is a continuous demand for additional electric power services as new construction and renovation work occurs. Seattle City Light provides service to new customers in a safe, reliable, timely, and cost effective manner as a means to fulfill its commitment to be a customer and community focused organization.</p> <p>Alternative(s): Each service connection may have unique aspects that would require or facilitate design, construction, and financing alternatives. Seattle City Light will fully consider alternatives as a means to fulfill its commitment to be a customer and community-focused organization.</p>	System Wide	\$19,508
MC-CL-ZS8367	Small Overhead and Underground Services	<p>Rationale: There is a continuous demand for additional electric power services as new construction and renovation work occurs. Seattle City Light provides service to new customers in a safe, reliable, timely, and cost effective manner as a means to fulfill its commitment to be a customer and community focused organization.</p> <p>Alternative(s): Each service connection may have unique aspects that would require or facilitate design, construction, and financing alternatives. Seattle City Light will fully consider alternatives as a means to fulfill its commitment to be a customer and community-focused organization.</p>	System Wide	\$6,020
MC-CL-ZS8379	Normal Emergency	<p>Rationale: This project will collect costs related to the annual storm invoked work orders, which results in more accurate accounting for weather related and other emergency outage situations and leads to better planning for similar future events. SCL traditionally has budgeted for these events in the Outage capital project. This did not allow us to easily account for emergencies versus billed work, such as car and pole accidents. Separating these charges will allow us to track costs and feasibly plan for future emergency situations. Alternative(s): To continue to mix emergency and non emergency work in the Outage capital project. This project does not add a body of work but clarifies the accounting for it.</p>	System Wide	\$687
MC-CL-ZS8380	Major Emergency	<p>Rationale: This project will collect costs related to emergency work. This will result in more accurate accounting for weather related and other emergency outage situations. This project does not add a body of work, but clarifies the accounting for it. SCL traditionally has budgeted for these events in the Outage capital projects. This did not allow us to easily account for emergencies versus billed work such as car and pole accidents. Separating these charges will allow us to track costs and feasibly plan for future emergency situations. Alternative(s): To continue to mix emergency and non emergency work in the Outage capital projects.</p>	System Wide	\$2,885

**Amounts in thousands of dollars.*

Appendix A: New or Expanded Capital Facilities

MC-CL-ZS8405	Network Additions and Services - Denny	Rationale: This is a mandated project that provides electrical service connections and related improvements in response to requests for service from customers. The project provides targeted civil and electrical design assistance to customers to connect existing and proposed buildings to the North Downtown network system. The conversion effort is quite large since we are installing a new network in this area. It is imperative to participate in early design discussions with customers building in the area. For existing buildings, the conversions to network service are complicated and require expert assistance. This project provides service connections to biotech industry, condominiums, office buildings, medical facilities, hotels, and commercial and apartment buildings. Alternative(s): 1. Do nothing. 2. Hook up customers as they request. Option 2 is recommended as it is most compatible with our mission of customer service.	Valley Street	\$6,057
--------------	----------------------------------------	-----------------------------------------------------------------------------------------------------------------------------------------------------------------------------------------------------------------------------------------------------------------------------------------------------------------------------------------------------------------------------------------------------------------------------------------------------------------------------------------------------------------------------------------------------------------------------------------------------------------------------------------------------------------------------------------------------------------------------------------------------------------------------------------------------------------------------------------------------------------------------------------------------------------------------------------------------------------------	---------------	---------

**Amounts in thousands of dollars.*

Appendix A: New or Expanded Capital Facilities

MC-CL-ZS8426	Advanced Metering Infrastructure	<p>Rationale: City Light is at a point where replacement is unavoidable and needed in the short term due to the age and condition of its meters, meter reading equipment, and software. Approximately 50% of 350,000 residential meters in the field are at least 30 years old, which is outside the estimated lifespan for electro-mechanical meters. As of February 2009, residential electro-mechanical meters are no longer being manufactured. The software and handheld devices currently used by City Light meter readers to manually capture and record reads will no longer be supported after 2012. In addition, City Light currently employs 57 FTEs in Customer Billing and 44 FTE Meter Readers, of which 43%, or 25 FTE and 19 FTE respectively, are eligible to retire by 2014. This presents an opportunity for SCL to make operational changes that move the utility from a manual to an automated system at a time when it is needed. Alternative(s): Option 1 - Recommended solution: Full AMI implementation as entered. This option's up front capital costs result in significant net savings due primarily to reduced labor costs and increased revenue. In addition, it establishes the infrastructure, technology, and capabilities for improved customer service and support for future plans and operations. Option 2 - Status quo: Continue current meter replacement cycle using current commercially available digital meters without communication capabilities. At the current expenditure rate, between 5,000 and 7,000 meters are installed annually (replacement of failed meters, new meter growth, service changes, etc.). This option minimizes current annual capital costs, but does not provide for timely replacement of all electro-mechanical meters. In the event of accelerated failure rates from the aging meter population, capital costs would escalate. Other options previously screened out: A. Replace failed electro-mechanical meters with working electro-mechanical meters. The cost of purchasing electro-mechanical meters is currently lower than digital units but they are no longer being manufactured. SCL would have to acquire used or refurbished replacement meters from other utilities or companies, with the risk that availability will be reduced over time. B. Replace current electro-mechanical meters on an accelerated schedule using commercially available digital meters without communication capabilities. This option carries significant capital costs for meters, although it does not require the communications and IT infrastructure. It provides limited benefits, primarily through increased meter accuracy, but provides severely limited benefits compared to AMI deployment. C. Deploy AMI on a limited basis to Commercial and Industrial customers, plus a limited number of small services with</p>	Citywide	\$410
--------------	----------------------------------	--------------------------------------------------------------------------------------------------------------------------------------------------------------------------------------------------------------------------------------------------------------------------------------------------------------------------------------------------------------------------------------------------------------------------------------------------------------------------------------------------------------------------------------------------------------------------------------------------------------------------------------------------------------------------------------------------------------------------------------------------------------------------------------------------------------------------------------------------------------------------------------------------------------------------------------------------------------------------------------------------------------------------------------------------------------------------------------------------------------------------------------------------------------------------------------------------------------------------------------------------------------------------------------------------------------------------------------------------------------------------------------------------------------------------------------------------------------------------------------------------------------------------------------------------------------------------------------------------------------------------------------------------------------------------------------------------------------------------------------------------------------------------------------------------------------------------------------------------------------------------------------------------------------------------------------------------------------------------------------------------------------------------------------------------------------------------------------------------------------------------------------------------------------------------------------------------------------------------------------------------------------------------------------------------------------------------------------------------------------------------------------------------------------------------------------------------------------------------------------------------------------------------------------------------------------------------------------------------------------------------------------------------------------------------------------------------------------------------------------------------------------------------------------------------------------------------------------------------------------------------------------------------------	----------	-------

**Amounts in thousands of dollars.*

Appendix A: New or Expanded Capital Facilities

MC-CL-ZT8307	Alaskan Way Viaduct and Seawall Replacement - Utility Relocations	<p>access problems. Partial implementation would require reduced capital costs but substantially the same investment.</p> <p>Rationale: The Alaskan Way Viaduct replacement includes a complex transmission and network/non-network relocation, design and construction, and is on a fast track. This work is integrated and required by the broader transportation project. The externally generated project and schedule includes significant electrical relocation work in the near term that will extend for over a decade. The utility is required to relocate for transportation relocated projects. The City's overall plan for the Alaskan Way Viaduct project includes utility funded relocations for the viaduct replacement and for rebuilding the Seawall. The series of subprojects that make up the Alaskan Way Viaduct replacement have opportunities for system improvements that will also be funded under this program. For most of the subprojects in the Alaskan Way Viaduct project, utility relocations will lead the construction. Therefore any delay in accomplishing SCL work will result in delays along the overall projects critical path. While the designs & construction schedules for the various subprojects in the Alaskan Way Viaduct program are being sequenced and detail design is underway for the immediate projects, the central waterfront elements of the overall project are beyond this budget cycle and are still in the preliminary design phases. Alternative(s): The Alaskan Way Viaduct program provides the utility with a combination of obligations and opportunities for system improvements over the next 6 years. The Alaskan Way Viaduct program will likely be the City's primary construction focus as its various projects impact traffic and roadway construction, seawall stabilization, and urban design on the waterfront. Seattle City Light facility relocations will be a part of each of these projects. The global nature of the Viaduct Program also provides the opportunity to make system improvements that will provide for increased reliability and capacity for our customers. For example, work in the south end will include system improvements that will increase feeder capacity and reliability for Port customers. Undergrounding of transmission lines near Broad Sub are being done as part of an overall SDOT street improvement with costs shared based on a negotiated MOA with SDOT. The return of Aurora, north of Harrison Street to a city street, and the decommissioning of the Battery Street Tunnel provides an opportunity to extend ducts and vault across Aurora to help provide system capability to the NODO area.</p>	SR 99 / Battery St	\$6,408
--------------	-------------------------------------------------------------------	------------------------------------------------------------------------------------------------------------------------------------------------------------------------------------------------------------------------------------------------------------------------------------------------------------------------------------------------------------------------------------------------------------------------------------------------------------------------------------------------------------------------------------------------------------------------------------------------------------------------------------------------------------------------------------------------------------------------------------------------------------------------------------------------------------------------------------------------------------------------------------------------------------------------------------------------------------------------------------------------------------------------------------------------------------------------------------------------------------------------------------------------------------------------------------------------------------------------------------------------------------------------------------------------------------------------------------------------------------------------------------------------------------------------------------------------------------------------------------------------------------------------------------------------------------------------------------------------------------------------------------------------------------------------------------------------------------------------------------------------------------------------------------------------------------------------------------------------------------------------------------------------------------------------------------------------------------------------------------------------------------------------------------------------------------------------------------------------------------------------------------------------------------------------------------------------------------------------------------------------------------------------------------------------------------------------------------------------------------------------------------------------------------------------------------------------------------------------------------------------------------------------------------------------------------------------------------------------------------------------------------------------------------------------------------------------------------------------------------	--------------------	---------

**Amounts in thousands of dollars.*

Appendix A: New or Expanded Capital Facilities

MC-CL-ZT8369	Overhead and Underground Relocations	<p>Rationale: This project provides the means to move City Light system infrastructure, located in the public right-of-way for transportation projects, including street widening and street vacation projects. This means moving distribution lines to make way for construction of buildings, bridges, airport runways, tunnels, and for other utilities. This project moves electrical lines to accommodate or take advantage of transportation-related projects being constructed by other agencies. The project builds new and replaces old line segments, installs and replaces poles, and adds or renovates underground facilities to the distribution system, as necessary, to relocate distribution systems for transportation projects, street vacations, or other projects proposed by outside (non-City Light) agencies. Some projects are paid for by City Light and some are paid for by the requesting agencies. This project provides the means to move the system for transportation projects in the public right of way, including street widening and street vacation projects. Alternative(s): The do nothing alternative leaves the distribution of facilities in their current location, which would interfere with the projects of the other agencies.</p>	System Wide	\$4,080
MC-CL-ZT8435	State Route 520 Bridge Relocations	<p>Rationale: SCL is legally required to relocate its infrastructure to support transportation driven projects. Alternative(s): No Alternatives Provided.</p>	SR 520 / Lake Washington	\$7,478
MC-CL-ZT8471	Sound Transit Lynnwood - City Light	<p>Rationale: See alternatives. This is a legally required relocations project for SCL. Alternative(s): The Sound Transit Lynnwood Link project is a mandatory distribution system relocations project for SCL. Pursuant to SCL's status as a utility operating in the public transportation right-of-way, SCL is required by Washington State law to facilitate construction of new transportation projects by other agencies, such as Sound Transit. Therefore, this is not an optional project for SCL.</p>	City Wide	\$2,794

**Amounts in thousands of dollars.*

Appendix A: New or Expanded Capital Facilities

Seattle Department of Transportation

Project Name	Project ID	Project Capacity	Project Location	2021 Budget*
MC-TR-C004	Sound Transit - East Link	This project will provide design review, permitting, and construction support services for the Sound Transit - East Link project.	Citywide	\$70
MC-TR-C013	RapidRide Roosevelt	This project will increase the person-carrying capacity of Seattle transportation network and of the regional transit network.	VARIOUS	\$21,133
MC-TR-C019	Neighborhood Traffic Control Program	This program will install traffic calming devices on neighborhood streets.	Citywide	\$354
MC-TR-C020	New Traffic Signals	This project will install new traffic signals to improve traffic flow, reduce the frequency and severity of traffic accidents, and support pedestrian activity.	Citywide	\$1,867
MC-TR-C021	Next Generation Intelligent Transportation Systems (ITS)	This project will install new Intelligent Transportation System equipment to improve traffic flow.	Citywide	\$1,005
MC-TR-C029	Transit Corridor Improvements	This program implements projects that improve transit speed, reliability, access, and convenience, consistent with the Transit Master Plan.	Citywide	\$3,271
MC-TR-C030	Northgate Bridge and Cycle Track	This program will design and build pedestrian and bicycle improvements in order to increase safety and improve access to transit modes.	Multiple	\$6,064
MC-TR-C037	23rd Avenue Corridor Improvements	This project will install road improvements and improve the efficiency of Seattle transportation network and of the regional transit network.	23rd AVE S/E John ST/Rainier AVE S	\$3,290
MC-TR-C041	Non-Arterial Street Resurfacing and Restoration	This project is consistent with the priority placed on basic services and asset preservation, and protects the City's capital investment in non-arterial asphalt and concrete streets. City crews budgeted against this work are also those who respond to emergency events.	Citywide	\$1,797
MC-TR-C044	Burke-Gilman Trail Extension	This project will construct three miles of new multi-use trail.	VARIOUS	\$2,029
MC-TR-C047	Freight Spot Improvement Program	This project will improve mobility. Specific projects and the corresponding impacts on capacity are still to be determined.	Citywide	\$1,634
MC-TR-C050	Urban Forestry Capital Establishment	The initial estimate for establishment provided by SDOT Urban Forestry as a component of the Org Based Budget is subject to confirmation near the end of construction to ensure support to complete the 3 year establishment for trees and associated planting installed by the project. This coordination between SDOT Urban Forestry and CP&RS supports the close out capital projects in timely manner.	Citywide	\$9

*Amounts in thousands of dollars.

Appendix A: New or Expanded Capital Facilities

MC-TR-C051	Madison BRT - RapidRide G Line	This project will increase the person-carrying capacity of Seattle's transportation network and of the regional transit network.	Madison ST/Alaskan Way/Martin Luther King Junior W Citywide	\$15,523
MC-TR-C062	Bike Master Plan - Protected Bike Lanes	This program will install bike lanes and bicycle route signing, and complete links or reconstruct key sections of urban trails in order to increase bicycle safety and access.	Citywide	\$9,188
MC-TR-C064	Vision Zero	This project will upgrade existing signals and signs, and install new ADA ramps, and pedestrian safety improvements.	Citywide	\$6,243
MC-TR-C072	Alaskan Way Main Corridor	The program will construct a new Alaskan Way surface street and public space.	VARIOUS	\$35,780
MC-TR-C087	SR-520 Project	This project will provide for the planning, design and EIS review on the SR 520 bridge replacement.	SR520 WB	\$1,951

**Amounts in thousands of dollars.*

Appendix A: New or Expanded Capital Facilities

Seattle Parks and Recreation

Project Name	Project ID	Project Capacity	Project Location	2021 Budget*
MC-PR-21001	Park Land Acquisition and Leverage Fund	This project will add acreage to Seattle's total park land acreage.	Citywide	\$2,582
MC-PR-21003	Develop 14 New Parks at Land-Banked Sites	This project will add 14 developed parks for active recreation to help meet the City's parks and open space goals.	Citywide	\$3,500
MC-PR-21004	Activating and Connecting to Greenways	This project will increase the number of miles of safe pedestrian routes for all ages.	Citywide	\$232
MC-PR-41029	Parks Upgrade Program	Capacity will depend on the project scopes that will be the subject of additional citizen review consistent with the Parks Department's Public Involvement Policies.	Citywide	\$808
MC-PR-41036	Comfort Station Renovations	ADA access will be improved.	Multiple	\$110
MC-PR-41039	Play Area Renovations	The project improves the safety and usability of the play areas, ensuring that Seattle's children can have a safe and enjoyable place to play.	Multiple	\$825

*Amounts in thousands of dollars.

Appendix A: New or Expanded Capital Facilities

Seattle Public Utilities

Project Name	Project ID	Project Capacity	Project Location	2021 Budget*
MC-SU-C1111	Water Infrastructure-Water Main Extensions	This project will install approximately 8,000 feet of new watermains per year.	Citywide	\$2,016
MC-SU-C1112	Water Infrastructure-New Hydrants	This project will improve fire protection by increasing the number of fire hydrants in the city.	Citywide	\$50
MC-SU-C1504	Regional Water Conservation	This project will extend SPU's water supply by up to 11 MGD using demand reduction from customer upgrades in water-using facilities and equipment to be more water efficient.	Citywide and Regional	\$1,183
MC-SU-C1505	Seattle Direct Water Conservation	This project will upgrade water-using facilities to be more water efficient and accelerate conservation savings by 3 million gallons per day in conjunction with reservoir covering, other system efficiencies, and upgrades to low income customer facilities.	Citywide and Direct Service	\$681
MC-SU-C2302	South Recycling Center	This project will replace the existing facility to increase the capacity to recycle more solid waste and improve the transfer capability of non-recyclable materials.	8100 2nd AVE S	\$900
MC-SU-C3604	Long Term Control Plan	This project will determine size and location of all future CSO control facilities within the City.	Various	\$100
MC-SU-C3610	Green Stormwater Infrastructure Program	This project increases capacity to convey combined sewer flows by slowing stormwater flows and reducing volumes entering the combined system, this is achieved by slowing, infiltrating or reusing stormwater.	Citywide	\$310
MC-SU-C3611	CSO Facility Retrofit	This project will retrofit, upgrade, and modify existing Combined Sewer Overflow reduction facilities.	Various	\$112
MC-SU-C3703	Pump Station & Force Main Improvements	This program will provide wastewater pump station improvements, upgrades, repairs and rehabilitation.	Various	\$8,993
MC-SU-C3802	Drainage Capacity Program	This program will provide flood control and local drainage and wastewater projects in under-served parts of Seattle to improve system capacity or increase the existing level of service.	Various	\$2,978
MC-SU-C3804	Sanitary Sewer Overflow Capacity	This project will add capacity to the existing sanitary sewer collection system to improve service and accommodate growth.	Various	\$3,799
MC-SU-C3806	South Park Stormwater Program	New Pump Station with capacity of 44 cubic feet per sec, an associated stormwater filtration facility will treat flows up to 11 CFS, with the balance of higher flows bypassing filtration and pumped directly to the river.	698 S Riverside DR	\$19,032

*Amounts in thousands of dollars.

Appendix A: New or Expanded Capital Facilities

MC-SU-C3812	Broadview Long-Term Plan	Program does not increase capacity.	Broadview	\$4,158
MC-SU-C4107	Regional Facility - Other	This program will improve facilities at SPU's regional sites.	Regional	\$2,700

**Amounts in thousands of dollars.*

DEPARTMENT OF FINANCE AND ADMINSTRATIVE SERVICES

Project ID:	MC-FA-ADAIMPFAS
Project Title:	ADA Improvements - FAS
Location:	FAS facilities
2022 Proposed Budget:	5,267,714
Description:	This project is the FAS American with Disabilities Act (ADA) ongoing program that will address specific ADA improvements and upgrades at various FAS-owned and operated facilities. Past work has included reconfiguration of restrooms, meeting rooms and other spaces, reconfiguration of facility amenities such as drinking fountains and various public access routes to sites, buildings and public spaces. Future funding allows FAS to implement its long-term strategy that resolves the most critical public-facing ADA deficiencies first and maximizes accessibility to the greatest extent possible.

DEPARTMENT OF PARKS AND RECREATION

Project ID:	MC-PR-31008
Project Title:	Rainier Beach CC Debt Service
Location:	8825 Rainier AVE S
2022 Proposed Budget:	985,533
Description:	This project funds the 20-year debt service payment on bonds issued from 2019 -2033 to pay for the renovation of Rainier Beach Community Center.

Project ID:	MC-PR-41004
Project Title:	Aquarium Major Maintenance
Location:	1483 Alaskan WAY
2022 Proposed Budget:	1,252,000
Description:	This ongoing project provides funds for major maintenance at the Aquarium and other related items. Typical projects include seawater pump replacement, tank repairs, energy efficient systems upgrades, exterior decking repairs, Americans with Disabilities (ADA) access improvements, roofing and seismic upgrades, and related work. The facility was constructed in 1980, and a partial addition was installed on Pier 59 portion of the building in 2006. Due to the harsh saltwater environment, Aquarium facilities have a shorter lifespan than similar facilities no located over saltwater. The individual projects will address health and safety codes, extend the life of the asset, improve access for all, reduce energy costs, and improve the overall Aquarium experience for the public. This project is part of the Seattle Park District measure put before voters in 2014.

Project ID:	MC-PR-41017
Project Title:	Landscape Restoration Program
Location:	Citywide

2022-2027 Proposed Capital Improvement Program

Appendix B: Capital Projects passing the \$5 million threshold with the 2022 Proposed allocation.

2022 Proposed Budget: 305,000

Description: This ongoing program restores developed landscape areas by replacing and installing shrubbery, trees, turf, structural elements, and other elements in parks throughout the City. The program also includes a monitoring and plant establishment project, which provides necessary labor and materials to ensure that each restoration site is checked twice a year for the first three years after planting.

SEATTLE CITY LIGHT

Project ID: MC-CL-WC2250

Project Title: Energy Efficiency

Location: NA

2022 Proposed Budget: 28,393,643

Description: This ongoing project funds energy efficiency programs at City Light.

Project ID: MC-CL-WC3133

Project Title: Environmental Claims

Location: System Wide

2022 Proposed Budget: 11,636,595

Description: This ongoing project funds all environmental liability clean-up and remediation work on City Light owned and non-owned properties, whether voluntary or ordered by State or Federal environmental regulating agencies.

Project ID: MC-CL-XF9103

Project Title: Office Furniture and Equipment Replacement

Location: System wide

2022 Proposed Budget: 8,520,500

Description: This ongoing project provides renovations of office space and capital replacement of office equipment, including modular office workstations, conference room ensemble furniture, flexible group workspaces, and major office machines. Improvements will enhance worker safety, with improved light, airflow, and ergonomics, as well as enhance productivity and team collaboration. This project also supports the City's Space Reduction Pilot, which aims to reduce the utility's footprint in the downtown core by 25% to achieve cost efficiencies.

Project ID: MC-CL-XF9161

Project Title: Substation Comprehensive Improvements

Location: System wide

2022 Proposed Budget: 1,310,867

2022-2027 Proposed Capital Improvement Program

Appendix B: Capital Projects passing the \$5 million threshold with the 2022 Proposed allocation.

Description:	This ongoing project funds substation improvements identified in City Light's Comprehensive Facilities Plan, seismic fitness reports, and periodic inspections targeting transmission and distribution buildings. The project implements items necessary to support assigned personnel, such as lunchroom and locker room facilities required by the union contracts, as well as structural and mechanical corrections and enhancements at substation facilities.
Project ID:	MC-CL-XS6232
Project Title:	Skagit - Sewer System Rehabilitation
Location:	Milepost 126 State Highway 20
2022 Proposed Budget:	161,097
Description:	This project funds the replacement or repairs of numerous sewer pipe breaks, leaks, and sags in the combined Skagit River sewer/drainage collection system, located at the Diablo Dam site and also provides major renovations to the aging Newhalem wastewater treatment plant. This project eliminates potential overloads in the sewage treatment plant that can cause pollution of the Skagit River and surrounding soil contamination.
Project ID:	MC-CL-ZS8350
Project Title:	Overhead Outage Replacements
Location:	System wide
2022 Proposed Budget:	1,042,904
Description:	This ongoing project supports the capitalized portion of work resulting from unplanned, non-emergency, overhead outages. These outages result from events, such as storms, accidents, and equipment failures. The project funds permanent storm repairs and construction of new infrastructure to bypass failing equipment. The project ensures that customers' electric power is restored as quickly as possible.
Project ID:	MC-CL-ZT8435
Project Title:	State Route 520 Bridge Relocations
Location:	SR 520 / Lake Washington
2022 Proposed Budget:	7,477,982
Description:	This project provides relocation and installation of power service infrastructure, such as feeder extensions, to support WSDOT's replacement of the State Route 520 Bridge from Montlake to I-5. This project is projected to be fully reimbursable by WSDOT.

SEATTLE DEPARTMENT OF TRANSPORTATION

Project ID:	MC-TR-C020
Project Title:	New Traffic Signals
Location:	Citywide

2022-2027 Proposed Capital Improvement Program

Appendix B: Capital Projects passing the \$5 million threshold with the 2022 Proposed allocation.

2022 Proposed Budget: 1,867,000

Description: This ongoing project installs new traffic signals or significant capital improvements to existing signals to improve traffic flow, reduce the frequency and severity of traffic collisions, and support pedestrian, bicycle or transit activity. Location choices are based upon pedestrian, bicycle, and vehicle volumes; school, senior citizen, and handicapped accessible crossing requirements; transit speed and reliability; and collisions frequency criteria.

Project ID: MC-TR-C054

Project Title: SPU Drainage Partnership - Broadview Pedestrian Improvements

Location: Various

2022 Proposed Budget: 8,099,889

Description: This funding will be used to partner with SPU's South Park Drainage Improvement projects. SPU is planning to install a pump station to control flooding in the South Park area. However, that alone will not control flooding. Many streets in the area are in poor condition and don't have a street drainage collection system. This funding will allow SPU and SDOT to partner to install the needed collection systems and repair the deteriorated roads.

Project ID: MC-TR-C060

Project Title: Bike Master Plan - Urban Trails and Bikeways

Location: Multiple

2022 Proposed Budget: 1,000,999

Description: This program supports the City's Urban Trails and Bikeways. Activities include spot improvements, bike facility safety improvements, bike parking, education & outreach as well as planning & research.

Project ID: MC-TR-C096

Project Title: Georgetown to South Park Trail

Location: Various

2022 Proposed Budget: 4,289,131

Description: This project will create a walkable, bikeable path uniting the Georgetown and South Park neighborhoods. The path will enhance walkability between Georgetown and South Park's historic Main Streets. Funding covers preliminary engineering, design, and outreach.

Project ID: MC-TR-C105

Project Title: Thomas Street Redesigned

Location: Thomas St. from 5th Ave N to Dexter Ave N

2022 Proposed Budget: 3,849,649

Description: The project makes improvements to Thomas St from 5th Ave N to Dexter Ave N, including, but not limited to: (1) a half block closure of 5th Ave N and Thomas St to create a public plaza adjacent to the Seattle Center skate park, (2) a 36' wide pedestrian and bicycle promenade from 5th Ave N to Dexter Ave N, and (3) a protected intersection at Dexter Ave N and Thomas St.

Project ID: MC-TR-C112

2022-2027 Proposed Capital Improvement Program

Appendix B: Capital Projects passing the \$5 million threshold with the 2022 Proposed allocation.

Project Title:	Structures Major Maintenance
Location:	Citywide
2022 Proposed Budget:	3,659,999
Description:	This program provides for major maintenance and rehabilitation of the City's bridges and structural assets that are maintained by the Roadway Structures Division. Examples of improvements that could be funded by this project include: electrical and mechanical upgrades of moveable bridge operating and control systems, repair of cracks and maintenance of concrete and steel structures, and site protection of bridge facilities.

SEATTLE PUBLIC UTILITIES

Project ID:	MC-SU-C1128
Project Title:	Distribution System Improvements
Location:	Citywide
2022 Proposed Budget:	2,498,183
Description:	This ongoing program improves service reliability, pressure, capacity, and fire flow in the City's water distribution system. Typical improvements may include, but are not limited to, booster pump station installation, creation of new service zones, and tank elevation or replacement, as well as additional water main pipelines and pressure reducing valves. These improvements to service levels meet Washington Department of Health (DOH) regulations and SPU's Distribution System Pressure Policy to provide greater than 20 psi service pressure. These improvements provide higher flow of water for fire protection which improves public safety and results in smaller and shorter fires.

Project ID:	MC-SU-C3708
Project Title:	Outfall Rehabilitation Program
Location:	Various
2022 Proposed Budget:	500,000
Description:	This ongoing project provides rehabilitation of outfalls throughout Seattle Public Utilities service area. Typical improvements may include, but are not limited to, repair, rehabilitation or replacement of outfall structures. This project will investigate the condition of each of the outfalls and complete an options analysis, followed by design, construction, and closeout activities.

Project ID:	MC-SU-C5404
Project Title:	IT Infrastructure
Location:	N/A
2022 Proposed Budget:	1,750,000

2022-2027 Proposed Capital Improvement Program

Appendix B: Capital Projects passing the \$5 million threshold with the 2022 Proposed allocation.

Description: This ongoing IT asset management project ensures the availability, reliability, and security of SPU's corporate computing infrastructure. The project acquires and maintains SPU-owned and managed servers, local networks, shared storage and backup systems, operating software, and communications infrastructure.

SEATTLE PUBLIC LIBRARY

Project ID: MC-PL-B3100
Project Title: IT Infrastructure
Location: Various Locations
2022 Proposed Budget: 6,382,000
Description: This project represents system-wide Information Technology (IT) Infrastructure improvements for The Seattle Public Library, including enterprise equipment upgrades and integrated library system (ILS) replacement.

1% for Art: A program administered by the Office of Arts and Culture (ARTS) that sets aside one percent of eligible City capital improvement project funds for the commission, purchase, and installation of artworks.

2000 Parks Levy (“Neighborhood Parks, Green Spaces, Trails, and Zoo Levy”): A \$198.2 million, eight-year levy lid lift passed by Seattle voters in November 2000. The levy is designed to fund more than 100 park, open space, and recreation projects throughout the city.

2008 Parks Levy (“Parks and Green Spaces Levy”): A \$145.5 million, six-year levy lid lift passed by Seattle voters in November 2008. The levy was designed to fund park and green space acquisition, capital expansion and renovation of parks, and park facilities throughout the city.

Americans with Disabilities Act (ADA): A comprehensive civil rights law for people with disabilities passed by the federal government in 1990.

Allocation: The expenditure amount planned for a project or service that requires additional legislative action, or “appropriation,” before expenditures are authorized.

Appropriation: A legal authorization granted by the City’s legislative authority (the City Council) to make expenditures and incur obligations for specific purposes.

Asset Preservation (also known as Major Maintenance): Capital improvement projects that involve major repairs or rehabilitation of existing City facilities.

Capital Improvement Program (CIP): Annual appropriations from specific funding sources are shown in the City’s budget for certain capital purposes, such as street improvements, building construction, and some types of facility maintenance. The CIP is a six-year allocation plan presented as a document separate from the Budget that details all projects, fund sources, and expenditure amounts including many multi-year projects that require funding beyond the one-year period of the annual Budget.

Capital Projects Funds: Funds with resources set aside to acquire or construct major capital facilities that allow the monitoring of revenues and expenditures of authorized voter approved and Councilmanic bonds and levies.

Capital Projects Passing the \$5 million threshold (Appendix B): Pursuant to the 1999 settlement agreement in *CLEAN, et. al v. City of Seattle*, the City has adopted policies regarding public notification when capital projects cross certain spending thresholds. Resolution 31203 updated those policies to require a list of all Capital Projects for which the City has cumulatively spent more than \$5 million with the adoption of the current annual Budget be published as an appendix to the Capital Improvement Program.

Community Development Block Grant (CDBG): An annual grant to Seattle and other local governments from the U.S. Department of Housing and Urban Development to support economic development projects, housing and services in low-income neighborhoods.

Comprehensive Drainage Plan: A Citywide drainage management program for capital improvements and ongoing maintenance. It establishes a monitoring program and identifies measures to control flooding and pollution, such as regulatory controls and public education.

Cumulative Reserve Fund (CRF): A source of ongoing local funding to support capital projects in general government departments. The CRF consists of two accounts: The Capital Projects Account and the Revenue Stabilization Account. The Capital Projects Account has three Funds: REET I Capital Projects Fund, REET II Capital Projects Fund, and the Unrestricted Cumulative Reserve Fund.

Design Build Operate (DBO): A non-conventional approach to implementation of major capital projects, wherein a single vendor is responsible for design, construction, and long-term operation of a facility.

Debt Service: Annual principal and interest payments that local government owes on money that it has borrowed.

Endangered Species Act (ESA): Legislation passed by the federal government in 1973 to conserve the ecosystems upon which endangered species depend upon and to conserve and recover listed species.

Fire Facilities and Emergency Response Levy: A \$167 million, eight-year levy lid lift, approved by voters in November 2003. The Levy includes funds for more than 40 projects to upgrade, renovate, or replace most of the City's fire stations, construct new support facilities for the Fire Department, construct a new Emergency Operations Center and Fire Alarm Center, procure two new fireboats and rehabilitate an existing one.

Fund Balance: The difference between the assets and liabilities of a fund. This incorporates the difference between the revenues and expenditures each year.

General Fund: A central fund into which most of the City's general tax revenues and discretionary resources are pooled and allocated to support many of the operations of City government. General Fund dollars appear in the CIP in two places: the General Fund contribution to the Cumulative Reserve Fund (if any) and appropriations to capital projects from a department's operating budget.

Geographic Information System (GIS): A tool that enables users to analyze and understand the spatial relationships among things that exist and occur in a location. The results of geographic analysis can be communicated with maps and/or reports.

Growth Management Act (GMA): Passed by the state legislature in 1990, the Growth Management Act encourages strategic land use planning and provides protection for environmentally sensitive areas.

Habitat Conservation Plan (HCP): A 50-year commitment by the City and Seattle Public Utilities to protect and restore the Cedar River Watershed.

Leadership in Energy and Environmental Design (LEED): A green building rating system for new and existing commercial, institutional, and multi-family residential buildings that evaluates environmental performance from a "whole building" perspective. There are four rating levels: Bronze, Silver, Gold, and Platinum.

Levy Lid Lift: An increase in regular property taxes for a general or designated purpose—for example, the 2008 Parks Levy.

Levy to Move Seattle: A nine-year, \$930 million-dollar levy passed by voters in November 2015. The levy provides funding to improve safety for all travelers, maintain streets and bridges, and invest in reliable, affordable travel options.

Limited Tax General Obligation (“LTGO” or “Councilmanic”) Bonds: Bonds that are issued by the City Council without voter approval. The debt service on these bonds is typically repaid from existing general government revenues or from revenues generated by the project(s) financed with the bonds.

Major Maintenance: See “Asset Preservation” above.

Municipal Art Plan: A plan prepared by the Office of Arts and Culture that establishes budgets for new 1% for Art program projects and describes the status of existing projects.

Neighborhood Matching Subfund (NMF): A fund administered by the Department of Neighborhoods to provide money to Seattle neighborhood groups and organizations for neighborhood-initiated improvement, organizing, or planning projects. The community’s contribution of volunteer labor, materials, professional services or cash is “matched” by cash from the fund.

Operating Budget: The portion of a budget that deals with recurring expenditures such as salaries, electric bills, postage, printing, paper supplies, and gasoline.

Public Works Trust Fund: A low-interest state revolving loan fund designed to help local governments with the repair, replacement, and rehabilitation of public works infrastructure.

REET I and REET II: The Real Estate Excise Tax (REET) is levied on all sales of real estate with the first 0.25% of the locally imposed tax going to REET I and the second 0.25% for REET II.

Seattle Metropolitan Park District: In August 2014, voters passed a ballot measure creating the Seattle Metropolitan Park District. The goal of the park district is to provide long-term, stable funding to support recreation programming, parks projects and the critical needs for investment in major and ongoing maintenance.

Unlimited Tax General Obligation (“UTGO” or “voted”) Bonds: Bonds issued after receiving approval by 60% of the voters in an election with at least 40% voter turnout. The debt service on these bonds is repaid from additional (“excess”) property tax revenues that voters approve as part of the bond measure.



Legislation Text

File #: CB 120189, **Version:** 1

CITY OF SEATTLE

ORDINANCE _____

COUNCIL BILL _____

AN ORDINANCE relating to the 2022 Budget; authorizing Department directors to accept anticipated future grants and enter into revenue-backed service contracts to support appropriations in the 2022 Budget. WHEREAS, most grants to City departments are accepted in the quarterly supplemental budget ordinances, but

several are recurring and are assumed to be renewed in the annual budget; and

WHEREAS, grant appropriations typically carry forward unspent appropriation, backed by the revenue previously received; NOW, THEREFORE,

BE IT ORDAINED BY THE CITY OF SEATTLE AS FOLLOWS:

Section 1. Attachment A to this ordinance lists approximate appropriation amounts in the 2022 Budget (introduced as Council Bill [REDACTED]) that are backed by anticipated future grants and service contracts. The Directors of City Departments listed in Attachment A are authorized to accept grants or revenue-backed service contracts consistent with the appropriations listed. Unspent funds so appropriated shall carry forward to subsequent fiscal years until they are exhausted or abandoned by ordinance.

Section 2. This ordinance shall take effect and be in force 30 days after its approval by the Mayor, but if not approved and returned by the Mayor within ten days after presentation, it shall take effect as provided by Seattle Municipal Code Section 1.04.020.

Passed by the City Council the _____ day of _____, 2021, and signed by me in open session in authentication of its passage this _____ day of _____, 2021.

President _____ of the City Council

Approved by me this _____ day of _____, 2021.

Jenny A. Durkan, Mayor

Filed by me this _____ day of _____, 2021.

Monica Martinez Simmons, City Clerk

(Seal)

Attachments:

Attachment A - 2022 Proposed Budget Grant Acceptance Detail Table

Recurring Grant Ordinance

2022 Budget Grant Acceptance Detail Table

Item	Department	Fund	Grant/Service Contract Title	Description	2022 Budget
1.1	Department of Education and Early Learning	00100 - General Fund	ECEAP Grant 2022	The Early Childhood Education and Assistance Program (ECEAP) provides high quality preschool services for low income families	4,960,226
1.2	Department of Education and Early Learning	00100 - General Fund	Upward Bound 2021	Upward Bound focuses on low income and/or first generation students who cannot go to college without additional academic assistance and pre-college counseling.	414,063
1.3	Department of Education and Early Learning	00100 - General Fund	Upward Bound Grant 2022	Upward Bound focuses on low income and/or first generation students who cannot go to college without additional academic assistance and pre-college counseling.	104,764
1.4	Human Services Department	16200 - Human Services Fund	Community Development Block Grant 2022	HUD grant that funds local community development activities with the stated goal of providing affordable housing, anti-poverty programs, and infrastructure development.	5,794,407
1.5	Human Services Department	16200 - Human Services Fund	HSD Elder Abuse 22	Federal indirect grant for prevention of elder abuse, neglect, and exploitation	17,887
1.6	Human Services Department	16200 - Human Services Fund	Medicaid Trans Demo Fund Bal	Fund Balance from the Medicaid Transformation Demonstration project grant	300,000
1.7	Human Services Department	16200 - Human Services Fund	Title XIX Fund Bal	Fund balance from the Title XIX grant	500,000
1.8	Human Services Department	16200 - Human Services Fund	2022 ESG Grant	Federal grant to assist individuals and families regain stability in permanent housing	805,090
1.9	Human Services Department	16200 - Human Services Fund	2022 HOPWA Grant	Federal grant that supports housing needs for individuals with HIV/AIDS	3,150,304
1.10	Human Services Department	16200 - Human Services Fund	NSIP 2022	Federal indirect grant for nutrition programs for older adults	528,158
1.11	Human Services Department	16200 - Human Services Fund	Rent Assist Housing Levy 2018	City funds for homelessness prevention	2,330,788
1.12	Human Services Department	16200 - Human Services Fund	State Cash Adv Interest	Interest earned from the aging cash advance from WA state	19,000
1.13	Human Services Department	16200 - Human Services Fund	HSD Title III-B 2022	Federal indirect grant for supportive services for older adults	2,694,551
1.14	Human Services Department	16200 - Human Services Fund	HSD Title III-C1 22	Federal indirect grant for congregate nutrition services for older adults	2,225,380
1.15	Human Services Department	16200 - Human Services Fund	HSD Title III-C2 22	Federal indirect grant for home delivered nutrition services for older adults	1,115,702
1.16	Human Services Department	16200 - Human Services Fund	HSD Title III-D 2022	Federal indirect grant for health promotion programs for older adults	143,370

1.17	Human Services Department	16200 - Human Services Fund	HSD Title III-E 2022	Federal indirect grant for caregiver support programs for older adults	996,372
1.18	Human Services Department	16200 - Human Services Fund	Training Wages 2019	Training Wages grant	67,631
1.19	Human Services Department	16200 - Human Services Fund	HSD Urban Areas Sec Init 20	Federal indirect grant for building capacity to protect against and respond to acts of terrorism	120,000
1.20	Human Services Department	16200 - Human Services Fund	Vet Directed Home	Federal indirect grant for home and community based services for veterans	48,065
1.21	Office of Economic Development	00100 - General Fund	Community Development Block Grant 2021	HUD grant that funds local community development activities with the stated goal of providing affordable housing, anti-poverty programs, and infrastructure development.	2,363,675
1.22	Office of Housing	16400 - Low Income Housing Fund	Bonneville Power Administration 2021-2022	Department of Commerce grant provides funding for program administration and delivery of weatherization and repair services to improve energy efficiency, and provide health and safety benefits for Eligible Low Income Persons/Participants in areas served by the Bonneville Power Administration in both single and multi-family buildings.	95,091
1.23	Office of Housing	16400 - Low Income Housing Fund	Community Development Block Grant 2022	HUD grant that funds local community development activities with the stated goal of providing affordable housing, anti-poverty programs, and infrastructure development.	(425,234)
1.24	Office of Housing	16400 - Low Income Housing Fund	Community Development Block Grant 2022	HUD grant that funds local community development activities with the stated goal of providing affordable housing, anti-poverty programs, and infrastructure development.	160,972
1.25	Office of Housing	16400 - Low Income Housing Fund	DOE 2021-2023 Grant	Department of Commerce grant provides funding for administration and program support to perform a DOE-approved energy audit and complete weatherization in both single and multi-family residential dwelling units in the City of Seattle.	200,000
1.26	Office of Housing	16400 - Low Income Housing Fund	HOME Investment Partnerships Program - 2022 Grant	HUD grant that supports decent and affordable housing, particularly for low- and very low-income Americans.	2,968,574

1.27	Office of Housing	16400 - Low Income Housing Fund	Low Income Home Energy Assistance Program 2021-2022	Department of Commerce grant provides funding for program administration and delivery of weatherization services to provide cost-effective energy efficiency, and health and safety benefits to eligible low-income households in both single and multi-family dwelling units in the City of Seattle	650,000
1.28	Office of Housing	16400 - Low Income Housing Fund	MatchMaker 2021-2023 Grant	Department of Commerce grant provides funding to improve the energy efficiency and health & safety of dwellings owned or occupied by eligible low-income persons/participants in both single and multifamily buildings in the city of Seattle. Grant also provides funds for administration and delivery of weatherization services, repair services, and to perform Plus Health activities.	650,000
1.29	Office of Housing	16400 - Low Income Housing Fund	Seattle City Light 2022 Funding	Funding for program administration and delivery of weatherization and repair services to improve energy efficiency, and provide health and safety benefits for Eligible LowIncome Persons/Participants in areas served by Seattle City Light in both single and multifamily buildings.	1,707,000
1.30	Office of Housing	16600 - Office of Housing Fund	Bonneville Power Administration 2021-2022	Department of Commerce grant provides funding for program administration and delivery of weatherization and repair services to improve energy efficiency, and provide health and safety benefits for Eligible LowIncome Persons/Participants in areas served by the Bonneville Power Administration in both single and multi-family buildings.	37,988
1.31	Office of Housing	16600 - Office of Housing Fund	Community Development Block Grant 2022	HUD grant that funds local community development activities with the stated goal of providing affordable housing, anti-poverty programs, and infrastructure development.	428,558
1.32	Office of Housing	16600 - Office of Housing Fund	DOE 2021-2023 Grant	Department of Commerce grant provides funding for administration and program support to perform a DOE-approved energy audit and complete weatherization in both single and multi-family residential dwelling units in the City of Seattle.	73,336
1.33	Office of Housing	16600 - Office of Housing Fund	HOME Investment Partnerships Program - 2022 Grant	HUD grant that supports decent and affordable housing, particularly for low- and very low-income Americans.	368,367

1.34	Office of Housing	16600 - Office of Housing Fund	Low Income Home Energy Assistance Program 2021-2022	Department of Commerce grant provides funding for program administration and delivery of weatherization services to provide cost-effective energy efficiency, and health and safety benefits to eligible low-income households in both single and multi-family dwelling units in the City of Seattle	425,892
1.35	Office of Housing	16600 - Office of Housing Fund	MatchMaker 2021-2023 Grant	Department of Commerce grant provides funding to improve the energy efficiency and health & safety of dwellings owned or occupied by eligible low-income persons/participants in both single and multifamily buildings in the city of Seattle. Grant also provides funds for administration and delivery of weatherization services, repair services, and to perform Plus Health activities.	162,766
1.36	Office of Housing	16600 - Office of Housing Fund	Seattle City Light 2022 Funding	Funding for program administration and delivery of weatherization and repair services to improve energy efficiency, and provide health and safety benefits for Eligible LowIncome Persons/Participants in areas served by Seattle City Light in both single and multifamily buildings.	565,546
1.37	Office of Immigrant and Refugee Affairs	00100 - General Fund	Community Development Block Grant 2021	HUD grant that funds local community development activities with the stated goal of providing affordable housing, anti-poverty programs, and infrastructure development.	650,200
1.38	Office of Planning and Community Development	00100 - General Fund	Community Development Block Grant 2021	HUD grant that funds local community development activities with the stated goal of providing affordable housing, anti-poverty programs, and infrastructure development.	430,000
1.39	Seattle Center	11410 - Seattle Center Fund	Sea Center Monorail FTA Grant	Federal Transit Authority (FTA) grant that will pay for operating expenses for the Seattle Center Monorail. There is a local match for these funds.	1,255,000
1.40	Seattle Parks and Recreation	10200 - Park And Recreation Fund	Community Development Block Grant 2021	HUD grant that funds local community development activities with the stated goal of providing affordable housing, anti-poverty programs, and infrastructure development.	808,000
1.41	City Budget Office	14000 - Coronavirus Local Fiscal Recovery Fund	2022 Coronavirus Local Fiscal Recovery (CLFR)	U.S. Treasury Department grant authorized by the American Rescue Plan Act that provides local direct aid to address COVID public health and negative economic impacts, certain infrastructure needs (water, sewer, and broadband), and revenue shortfalls.	3,823,019

1.42	Department of Education and Early Learning	14000 - Coronavirus Local Fiscal Recovery Fund	2022 Coronavirus Local Fiscal Recovery (CLFR)	U.S. Treasury Department grant authorized by the American Rescue Plan Act that provides local direct aid to address COVID public health and negative economic impacts, certain infrastructure needs (water, sewer, and broadband), and revenue shortfalls.	9,157,891
1.43	Department of Finance and Administrative Services	14000 - Coronavirus Local Fiscal Recovery Fund	2022 Coronavirus Local Fiscal Recovery (CLFR)	U.S. Treasury Department grant authorized by the American Rescue Plan Act that provides local direct aid to address COVID public health and negative economic impacts, certain infrastructure needs (water, sewer, and broadband), and revenue shortfalls.	1,411,000
1.44	Finance General	14000 - Coronavirus Local Fiscal Recovery Fund	2022 Coronavirus Local Fiscal Recovery (CLFR)	U.S. Treasury Department grant authorized by the American Rescue Plan Act that provides local direct aid to address COVID public health and negative economic impacts, certain infrastructure needs (water, sewer, and broadband), and revenue shortfalls.	6,500,000
1.45	Human Services Department	14000 - Coronavirus Local Fiscal Recovery Fund	2022 Coronavirus Local Fiscal Recovery (CLFR)	U.S. Treasury Department grant authorized by the American Rescue Plan Act that provides local direct aid to address COVID public health and negative economic impacts, certain infrastructure needs (water, sewer, and broadband), and revenue shortfalls.	24,812,968
1.46	Office of Economic Development	14000 - Coronavirus Local Fiscal Recovery Fund	2022 Coronavirus Local Fiscal Recovery (CLFR)	U.S. Treasury Department grant authorized by the American Rescue Plan Act that provides local direct aid to address COVID public health and negative economic impacts, certain infrastructure needs (water, sewer, and broadband), and revenue shortfalls.	7,600,000
1.47	Office of Emergency Management	14000 - Coronavirus Local Fiscal Recovery Fund	2022 Coronavirus Local Fiscal Recovery (CLFR)	U.S. Treasury Department grant authorized by the American Rescue Plan Act that provides local direct aid to address COVID public health and negative economic impacts, certain infrastructure needs (water, sewer, and broadband), and revenue shortfalls.	268,592

1.48	Office of Housing	14000 - Coronavirus Local Fiscal Recovery Fund	2022 Coronavirus Local Fiscal Recovery (CLFR)	U.S. Treasury Department grant authorized by the American Rescue Plan Act that provides local direct aid to address COVID public health and negative economic impacts, certain infrastructure needs (water, sewer, and broadband), and revenue shortfalls.	50,498,109
1.49	Seattle Department of Human Resources	14000 - Coronavirus Local Fiscal Recovery Fund	2022 Coronavirus Local Fiscal Recovery (CLFR)	U.S. Treasury Department grant authorized by the American Rescue Plan Act that provides local direct aid to address COVID public health and negative economic impacts, certain infrastructure needs (water, sewer, and broadband), and revenue shortfalls.	450,000
1.50	Seattle Department of Transportation	14000 - Coronavirus Local Fiscal Recovery Fund	2022 Coronavirus Local Fiscal Recovery (CLFR)	U.S. Treasury Department grant authorized by the American Rescue Plan Act that provides local direct aid to address COVID public health and negative economic impacts, certain infrastructure needs (water, sewer, and broadband), and revenue shortfalls.	2,800,000
1.51	Seattle Information Technology Department	14000 - Coronavirus Local Fiscal Recovery Fund	2022 Coronavirus Local Fiscal Recovery (CLFR)	U.S. Treasury Department grant authorized by the American Rescue Plan Act that provides local direct aid to address COVID public health and negative economic impacts, certain infrastructure needs (water, sewer, and broadband), and revenue shortfalls.	5,942,832
1.52	Seattle Parks and Recreation	14000 - Coronavirus Local Fiscal Recovery Fund	2022 Coronavirus Local Fiscal Recovery (CLFR)	U.S. Treasury Department grant authorized by the American Rescue Plan Act that provides local direct aid to address COVID public health and negative economic impacts, certain infrastructure needs (water, sewer, and broadband), and revenue shortfalls.	2,800,000
1.53	Seattle Public Utilities	14000 - Coronavirus Local Fiscal Recovery Fund	2022 Coronavirus Local Fiscal Recovery (CLFR)	U.S. Treasury Department grant authorized by the American Rescue Plan Act that provides local direct aid to address COVID public health and negative economic impacts, certain infrastructure needs (water, sewer, and broadband), and revenue shortfalls.	637,216

SUMMARY and FISCAL NOTE*

Department:	Dept. Contact/Phone:	CBO Contact/Phone:
City Budget Office		Katherine Tassery/206-615-0703

** Note that the Summary and Fiscal Note describes the version of the bill or resolution as introduced; final legislation including amendments may not be fully described.*

1. BILL SUMMARY

Legislation Title: AN ORDINANCE relating to the 2022 Budget; authorizing Department directors to accept anticipated future grants and enter into revenue-backed service contracts to support appropriations in the 2022 Budget.

Summary and background of the Legislation: This bill authorizes City Department directors to accept grants and enter into revenue-backed service contracts anticipated as part of the 2022 Budget. Several departments routinely receive reliable funds from federal and state governments and other sources. The 2022 Budget relies on these revenues to back appropriations. Additionally, the appropriations backed by these sources will carry forward to subsequent budget years until exhausted.

2. CAPITAL IMPROVEMENT PROGRAM

Does this legislation create, fund, or amend a CIP Project? ☐ Yes ☒ No

3. SUMMARY OF FINANCIAL IMPLICATIONS

Does this legislation amend the Adopted Budget? ☐ Yes ☒ No

Does the legislation have other financial impacts to The City of Seattle that are not reflected in the above, including direct or indirect, short-term or long-term costs?
No.

Is there financial cost or other impacts of *not* implementing the legislation?
Not authorizing directors to accept these grants would impact the resources available to the City in 2022.

3.a. Appropriations

☐ **This legislation adds, changes, or deletes appropriations.**

Appropriations Notes: The 2022 Budget contains appropriations backed by the anticipated grants authorized in this bill.

3.b. Revenues/Reimbursements

X This legislation adds, changes, or deletes revenues or reimbursements.

Revenue/Reimbursement Notes: See Attachment A to the ordinance for a list of all of the revenues anticipated as a result of this legislation.

4. OTHER IMPLICATIONS

- a. **Does this legislation affect any departments besides the originating department?**
Several City Departments are authorized to accept future revenue as a result of this legislation.
- b. **Is a public hearing required for this legislation?**
No.
- c. **Is publication of notice with *The Daily Journal of Commerce* and/or *The Seattle Times* required for this legislation?**
No.
- d. **Does this legislation affect a piece of property?**
No.
- e. **Please describe any perceived implication for the principles of the Race and Social Justice Initiative. Does this legislation impact vulnerable or historically disadvantaged communities? What is the Language Access plan for any communications to the public?**
The revenues anticipated in this bill support a wide variety of City programs.
- f. **Climate Change Implications**
1. **Emissions: Is this legislation likely to increase or decrease carbon emissions in a material way?**
No.
 2. **Resiliency: Will the action(s) proposed by this legislation increase or decrease Seattle's resiliency (or ability to adapt) to climate change in a material way? If so, explain. If it is likely to decrease resiliency in a material way, describe what will or could be done to mitigate the effects.**
No.
- g. **If this legislation includes a new initiative or a major programmatic expansion: What are the specific long-term and measurable goal(s) of the program? How will this legislation help achieve the program's desired goal(s)?**
N/A

List attachments/exhibits below:



Legislation Text

File #: Res 32024, **Version:** 1

CITY OF SEATTLE

RESOLUTION _____

A RESOLUTION adopting revised financial policies for the Emergency Fund.

WHEREAS, the Mayor and City Council are committed to maintaining high standards of financial management; and

WHEREAS, adopting and periodically updating financial policies are important actions that help to ensure consistent and rational financial planning and management; and

WHEREAS, Resolution 31717 revised financial policies for the Emergency Subfund; and

WHEREAS, as part of the City's conversion from SUMMIT to PeopleSoft 9.2, the Emergency Subfund was renamed the Emergency Fund; and

WHEREAS, the World Health Organization (WHO) has declared that the Coronavirus Disease 2019 (COVID-19) is a global pandemic; and

WHEREAS, on February 29, 2020, the Washington Governor issued Proclamation 20-05, proclaiming a state of emergency for all counties throughout the state of Washington in response to new cases of COVID-19; and

WHEREAS, in response to outbreaks of COVID-19 in Seattle, Mayor Jenny Durkan proclaimed a civil emergency exists in Seattle in the Mayoral Proclamation of Civil Emergency dated March 3, 2020; and

WHEREAS, on March 5, 2020, the City Council adopted Resolution 31937 affirming the civil emergency, modifying orders transmitted by the Mayor related to the emergency, and establishing Council's expectations related to future orders and reporting by the Mayor during the civil emergency; and

WHEREAS, on March 13, 2020, the President of the United States declared a national state of emergency in response to the COVID-19 pandemic; and

WHEREAS, on March 23, 2020, the Governor issued a “Stay Home, Stay Healthy” order, which, combined with other measures taken to prevent the transmission of COVID-19, effectively closed many businesses in the state of Washington; and

WHEREAS, the immediate economic impacts from the COVID-19 emergency have been drastic and are expected to last much longer than the civil emergency itself; and

WHEREAS, these impacts are being felt across all industry sectors, including retail, restaurant, hospitality, transportation, logistics, arts, and culture; and

WHEREAS, at the end of August 2020, over 3,000 businesses in the Seattle metropolitan area were closed, with an estimated 59 percent of those closures being permanent, and over 32,700 people in Seattle were unemployed; and

WHEREAS, the impacts of the COVID-19 emergency include a severe local, state, national, and global economic recession, all of which impact the City’s revenue streams; and

WHEREAS, the Mayor and City Council used some of the resources contained in the Emergency Fund to address the City’s response to the COVID-19 emergency in 2020 and 2021; and

WHEREAS, the City will not be able to restore the balance of the Emergency Fund according to the policy adopted in 2016 for several years; and

WHEREAS, the Mayor and City Council have reviewed the financial policies for the Emergency Fund and wish to revise and update those policies; NOW, THEREFORE,

BE IT RESOLVED BY THE CITY COUNCIL OF THE CITY OF SEATTLE, THE MAYOR CONCURRING, THAT:

Section 1. Attachment A to this resolution is adopted as the Financial Policies for the Emergency Fund,

which were last amended by Resolution 31717.

Adopted by the City Council the _____ day of _____, 2021, and signed by
me in open session in authentication of its adoption this _____ day of _____, 2021.

President _____ of the City Council

The Mayor concurred the _____ day of _____, 2021.

Jenny A. Durkan, Mayor

Filed by me this _____ day of _____, 2021.

Monica Martinez Simmons, City Clerk

(Seal)

Attachments:

Attachment A - Emergency Fund Financial Policies

FINANCIAL POLICIES FOR THE CITY OF SEATTLE EMERGENCY FUND

Introduction

The Emergency Fund is the City's main reserve fund and is available to pay for unanticipated or unplanned expenditures that occur during the course of the fiscal year.

Fund Structure

Policy 1. Fund structure. The City shall maintain in the City Treasury an Emergency Fund as described in RCW 35.32A.060. [Ord 125492]

Expenditures

Policy 2. Emergency expenditures. By an ordinance approved by three-fourths of all of its members, the City Council may authorize the expenditure of sufficient money from the Emergency Fund to meet the expenses or obligations:

1. Caused by fire, flood, explosion, storm, earthquake, epidemic, riot, insurrection, act of God, act of the public enemy or any other such happening that could not have been anticipated; or
2. For the immediate preservation of order or public health, or for the restoration to a condition of usefulness of public property the usefulness of which has been destroyed by accident; or
3. In settlement of approved claims for personal injuries or property damages, exclusive of claims arising from the operation of a public utility owned by the city; or
4. To meet mandatory expenditures required by laws enacted since the last budget was adopted. [RCW 35.32A.060, Ord 120489]

Policy 3. Other expenditures with insufficient or no appropriations. By an ordinance approved by three-fourths of all its members, the City Council may appropriate from the Emergency Fund an amount sufficient to meet the actual and necessary expenditures of the City for which insufficient or no appropriations have been made due to causes which could not reasonably have been foreseen at the time of the making of the budget. [RCW 35.32A.060, Ord 120489] Expenditures of this type need not be appropriated from the Emergency Fund, but can be appropriated from other City funds whose purposes are consistent with the intended expenditure, provided sufficient balances are available and provided an ordinance approving the expenditure is passed by three-fourths of all the members of the City Council. [Res 30379]

Revenues/Fund Balances

Policy 4. Fund balance requirements. At the beginning of each year, sufficient funds shall be appropriated to the Emergency Fund so that its balance shall not be less than \$60,000,000 as measured in 2016 dollars and adjusted to current nominal dollars by the Seattle Consumer Price Index for All Urban Consumers (CPI-U) (per the Washington Economic Forecast Summary as prepared by the State of Washington), and, per state law, shall not exceed thirty-seven and one-half cents per thousand dollars of taxable assessed value in the city. [Res 28953, Res 31717], unless a severe or long-lasting event has resulted in a significant depletion of the Fund's resources, consistent with the purposes identified in Policy 2. [New Policy]

If such circumstances lead to deep or multiple years of spending from the fund, the City shall make contributions to satisfy the target balance within a period of five years, and sooner if practically possible. [New policy]

The City may also choose to reimburse the Emergency Fund during the year for any expenditures incurred, by transferring unexpended and unencumbered balances from another City fund, or from other reimbursements the City may receive. [Res 30379]

Planning/Reporting Requirements

Policy 5. Year-to-date appropriations. The City Council will receive with every appropriation request for emergency or other expenditures with insufficient or no appropriation a list of all such year-to-date appropriations, the fund from which they were appropriated, and the cumulative dollar total for the year. [Res 30379, Revised from Res 27206]

SUMMARY and FISCAL NOTE*

Department:	Dept. Contact/Phone:	CBO Contact/Phone:
City Budget Office		Chloe Wilkes

** Note that the Summary and Fiscal Note describes the version of the bill or resolution as introduced; final legislation including amendments may not be fully described.*

1. BILL SUMMARY

Legislation Title: A RESOLUTION adopting revised financial policies for the Emergency Fund.

Summary and background of the Legislation: Due to the COVID-19 pandemic and related economic downturn, the City's revenues have been and will continue to be significantly reduced from estimates established prior to the pandemic. Simultaneously, the City has realized and continues to realize significant, previously unforeseen expenses to address the emergency.

The Emergency Fund exists for City expenses during an emergency or expenses that could not have been anticipated during the annual budget adoption. The COVID-19 emergency has presented both challenges; accordingly, the 2020 Revised and the 2021 Adopted leverage some of the balance of the Emergency Fund to address emergency expenses and reduced revenues.

The existing financial policies for the Emergency Fund, last adopted in 2016 during a much different economic scenario, require that the City make contributions to maintain the Emergency Fund at \$60 million in 2016 dollars, inflated annually by CPI-U. The policy does not define a process for rebuilding the reserve after a significant drawdown of funds.

Due to the severe and prolonged revenue shortfall, increased expenses, and anticipated length of the COVID-19 emergency, it is not realistic for the City to meet the fund balance requirements for the Emergency Fund in the immediate future. This legislation calls for the replenishment of the Emergency Fund to satisfy the target balance within a period of five years, sooner if practically possible.

2. CAPITAL IMPROVEMENT PROGRAM

Does this legislation create, fund, or amend a CIP Project? ☐ Yes ☒ No

3. SUMMARY OF FINANCIAL IMPLICATIONS

Does this legislation amend the Adopted Budget? ☐ Yes ☒ No

Does the legislation have other financial impacts to the City of Seattle that are not reflected in the above, including direct or indirect, short-term or long-term costs?

If the City were to follow the Emergency Fund policies as currently written, it would never be able to use the balance without replenishing it in less than a year. This does not reflect the reality of a longer-term or more significant emergency such as the COVID-19 pandemic.

Is there financial cost or other impacts of *not* implementing the legislation?

No.

4. OTHER IMPLICATIONS

a. Does this legislation affect any departments besides the originating department?

Not directly.

b. Is a public hearing required for this legislation?

No.

c. Does this legislation require landlords or sellers of real property to provide information regarding the property to a buyer or tenant?

No.

d. Is publication of notice with *The Daily Journal of Commerce* and/or *The Seattle Times*

No.

e. Does this legislation affect a piece of property?

No.

f. Please describe any perceived implication for the principles of the Race and Social Justice Initiative. Does this legislation impact vulnerable or historically disadvantaged communities? What is the Language Access plan for any communications to the public?

Not applicable.

g. If this legislation includes a new initiative or a major programmatic expansion: What are the specific long-term and measurable goal(s) of the program? How will this legislation help achieve the program's desired goal(s).

Not applicable.

List attachments/exhibits below:

Summary Attachment A – Emergency Fund Financial Policies, as revised since adoption of Resolution 31717 in 2016

FINANCIAL POLICIES FOR THE CITY OF SEATTLE EMERGENCY FUND

Introduction

The Emergency Fund is the City's main reserve fund and is available to pay for unanticipated or unplanned expenditures that occur during the course of the fiscal year.

Fund Structure

Policy 1. Fund structure. The City shall maintain in the City Treasury an Emergency Fund as described in RCW 35.32A.060. [Ord 125492]

Expenditures

Policy 2. Emergency expenditures. By an ordinance approved by three-fourths of all of its members, the City Council may authorize the expenditure of sufficient money from the Emergency Fund to meet the expenses or obligations:

1. Caused by fire, flood, explosion, storm, earthquake, epidemic, riot, insurrection, act of God, act of the public enemy or any other such happening that could not have been anticipated; or
2. For the immediate preservation of order or public health, or for the restoration to a condition of usefulness of public property the usefulness of which has been destroyed by accident; or
3. In settlement of approved claims for personal injuries or property damages, exclusive of claims arising from the operation of a public utility owned by the city; or
4. To meet mandatory expenditures required by laws enacted since the last budget was adopted. [RCW 35.32A.060, Ord 120489]

Policy 3. Other expenditures with insufficient or no appropriations. By an ordinance approved by three-fourths of all its members, the City Council may appropriate from the Emergency Fund an amount sufficient to meet the actual and necessary expenditures of the City for which insufficient or no appropriations have been made due to causes which could not reasonably have been foreseen at the time of the making of the budget. [RCW 35.32A.060, Ord 120489] Expenditures of this type need not be appropriated from the Emergency Fund, but can be appropriated from other City funds whose purposes are consistent with the intended expenditure, provided sufficient balances are available and provided an ordinance approving the expenditure is passed by three-fourths of all the members of the City Council. [Res 30379]

Revenues/Fund Balances

Policy 4. Fund balance requirements. At the beginning of each year, sufficient funds shall be appropriated to the Emergency Fund so that its balance shall not be less than \$60,000,000 as measured in 2016 dollars and adjusted to current nominal dollars by the Seattle Consumer Price Index for All Urban Consumers (CPI-U) (per the Washington Economic Forecast Summary as prepared by the State of Washington), and, per state law, shall not exceed thirty-seven and one-half cents per thousand dollars of taxable assessed value in the city. [Res 28953, Res 31717], unless a severe or long-lasting event has resulted in a significant depletion of the Fund's resources, consistent with the purposes identified in Policy 2. [New Policy]

If such circumstances lead to deep or multiple years of spending from the fund, the City shall make contributions to satisfy the target balance within a period of five years, and sooner if practically possible. [New policy]

The City may also choose to reimburse the Emergency Fund during the year for any expenditures incurred, by transferring unexpended and unencumbered balances from another City fund, or from other reimbursements the City may receive. [Res 30379]

Planning/Reporting Requirements

Policy 5. Year-to-date appropriations. The City Council will receive with every appropriation request for emergency or other expenditures with insufficient or no appropriation a list of all such year-to-date appropriations, the fund from which they were appropriated, and the cumulative dollar total for the year. [Res 30379, Revised from Res 27206]



Legislation Text

File #: CB 120190, Version: 1

CITY OF SEATTLE

ORDINANCE _____

COUNCIL BILL _____

AN ORDINANCE relating to fees and charges for permits and activities of the Seattle Department of Construction and Inspections, related fees by other departments, and technical corrections; amending Sections 22.900D.090, 22.900D.100, and 22.900D.150 of the Seattle Municipal Code (SMC).

BE IT ORDAINED BY THE CITY OF SEATTLE AS FOLLOWS:

Section 1. Section 22.900D.090 of the Seattle Municipal Code, last amended by Ordinance 126213, is amended as follows:

22.900D.090 Permit fees for mechanical equipment and systems, other than boilers and pressure vessels and refrigeration systems

* * *

Table D-8 for 22.900D.090-Permit Fees for Mechanical Equipment	
Type of Installation	Fee
Forced air, gravity-type, or floor furnace, gas or oil heater, heat pump, recessed wall heater or floor-heater, wall furnace, circulating heater, or wood insert including ducts and burners attached thereto	(\$118.55) \$79.43 per unit
New gas or oil burners and newly installed used burners ¹	(\$148.20) \$99.29 per unit
Appliance vents Class A, B, BW, or L if installed separately	(\$117.50) \$78.73 per unit
Mechanical air-moving systems	See Table D-2 for 22.900D.010
Appliances or equipment or other work not classified in other categories, or for which no other fee is listed	Hourly at the SDCI hourly rate. Minimum of 1/2 hour.
Footnote to Table D-8 for 22.900D.090 ¹ See Table D-12 for 22.900D.110 for rates for burners in	

* * *

Section 2. Section 22.900D.100 of the Seattle Municipal Code, last amended by Ordinance 126213, is amended as follows:

22.900D.100 Refrigeration equipment and systems

* * *

Table D-10 for 22.900D.100-Refrigeration Permit Fees ¹	
Type or Size of System/Equipment	Fee
Basic fee ²	(((\$55.90)) <u>\$37.45</u>
Additional installation fee per compressor	
0 - 5 tons	(((\$69.85)) <u>\$46.80</u>
6 - 25 tons	(((\$141.85)) <u>\$95.04</u>
26 - 100 tons	(((\$265.65)) <u>\$177.99</u>
101 - 500 tons	(((\$374.65)) <u>\$251.02</u>
Over 500 tons	(((\$455.10)) <u>\$304.92</u>
Repair and alteration (value of work)	
\$0 - \$1,000	(((\$69.85)) <u>\$46.80</u>
\$1,001 - \$5,000	(((\$101.60)) <u>\$68.07</u>
\$5,001 - \$10,000	(((\$175.70)) <u>\$117.72</u>
Over \$10,000	(((\$173.55)) <u>\$116.28</u> plus (((\$69.85)) <u>\$46.80</u> each \$5,000 or fraction thereof of valuation above \$10,000
Footnotes to Table D-10 for 22.900D.100 ¹ Where the application for permit shows horsepower rather than cooling tonnage, the fees of this table shall apply at a rate of one horsepower equals one ton of cooling capacity. ² The basic fee applies to new installations, repairs, and alterations.	

* * *

Section 3. Section 22.900D.150 of the Seattle Municipal Code, last amended by Ordinance 126213, is amended as follows:

22.900D.150 Electrical permit fees

* * *

**Table D-
15 for
22.900D.1
50-
ELECTR
ICAL
PERMIT
FEES
(When
Plans Are
Not
Required)**

**1.
Administ
rative Fee**

a. An
administra
tive fee of
(~~(\$65.65)~~)
\$49.24
will be
charged in
addition to
the other
fees
specified
in this
table for
all items
except
subsection
9 of this
Table D-
15 for
22.900D.1
50.

b. A change fee of \$58.60 will be charged if work is added to an issued permit and if other information is changed.		
2. Services	Size	Fee

a. Services (installation, relocation and temporary installations ; size based on conductor ampacity); service fees (includes)) include connection to one panel board when a service disconnect is provided ahead of the panel board	1 - 125A	1/2 × base fee
	126 - 200A	3/4 × base fee

	201 - 300A	1 × base fee
	301 - 399A	1.5 × base fee
	400 - 599A	2 × base fee
b. Service repair (master and meter base only)	Any	1/2 × base fee

c. Temp orary constr uction power for single - famil y reside nce; Ufer groun d inspec tion is includ ed only if the Ufer install ation inspec tion is condu cted at the same time as the tempo rary power inspec tion	Any	1/2 × base fee
d. Ufer install ation only	Any	Administrative Fee of

e. Under ground work (race ways only)	Any	1 × base fee
f. Under ground work (race ways only)	Any	1/2 × base fee
g. SCL Service Meter Project	Any	1/2 × base fee; no Administrative Fee
3. Feeders		
	Size	120v - 480v
	15 - 25A	\$17.10
	30 - 50A	\$35.45
	60 - 125A	1/2 × base fee
	150A & less than 400A	3/4 × base fee
	400A	plan review required
4. Connections, Devices, and Branch Circuits ²		
a. Connections		Fee

Light outlet, switches , dimmer s, receptac les, luminair es, residenti al-type fans	\$2.15 each
Track lighting or multi -outlet assembl y	\$2.15 for every 2 fee
b. Devices and Branch Circuits	Fee
Non- electrica l furnace	\$17.15 each
Dedicat ed applianc es & utilizati on circuits (cord and plug or direct wired):	

(15 - 50A) Ranges, water heaters, etc.	\$17.15 each
Floodlight ³	\$7.80 each
Sign circuit (required for commercial spaces)	\$44.20 each
5. Transformer Installations³	Fee
Up to 300 VA	\$7.80
300 VA to 6 KVA	\$17.15
7 KVA to 15 KVA	\$52.50
16 KVA to 45 KVA	$1/2 \times \text{base fee}$
46 KVA to 112.5 KVA	$3/4 \times \text{base fee}$
≥ 113 KVA	$1 \times \text{base fee}$
6. Motor Installations	Fee
Up to 1/3 HP	\$7.80

1/3 HP to 3/4 HP	\$17.15
1 HP to 3 HP	\$25.70
4 HP to 5 HP	\$33.40
6 HP to 20 HP	$1/4 \times \text{base fee}$
21 HP to 50 HP	$1/2 \times \text{base fee}$
≥ 51 HP	$3/4 \times \text{base fee}$
7. Electric al Furnac es and Heaters	Fee
Up to 2 KW	\$7.80
2 KW to 5 KW	\$17.15
6 KW to 15 KW	\$22.10
16 KW to 30 KW	$1/4 \times \text{base fee}$
31 KW to 100 KW	$1/2 \times \text{base fee}$
≥ 101 KW	$3/4 \times \text{base fee}$
8. Low- voltage and Commu nication Systems	Fee

a. Low-voltage systems ⁵ ; ((-)) sound systems, security systems, fire alarms, nurse call, industrial controls, and similar	Requires separate pe
Control unit	\$13.35 each
Device (activating, horn, alarm, etc.)	\$2.15 each
Control systems (> 100 volts) shall be based on the feeder schedule.	

b. Commu nication s systems ⁶ : ((-)) voice cable, data cable, coaxial cable, fiber optics, and similar	The maximum fee is
Control unit	\$13.35
Outlet	\$2.15 each
9. Special Events	
a. Inspection s occurring during normal business hours; ((-)) Hourly at the SDCI hourly rate; minimum 1/2 hour	

<p>b. Inspection s occurring outside normal business hours; ((-)) Hourly at the SDCI hourly rate; minimum 1-1/2 hour</p>	
<p>10. Inspecti ons for which no other fee is listed; includi ng but not limited to Condi onal Work and “Get Started ” permits</p>	<p>Fee</p>
<p>Each</p>	<p>Hourly at the SDCI h hour</p>

11. Renewable Energy Systems (photovoltaic, wind power generation, etc.)	Fee
0 KW to 7.7 KW	$\frac{3}{4} \times$ base fee
> 7.7 KW to 26 KW	$1 \times$ base fee
Over 26 KW	Plan review required
12. Size overcurrent protection for Electrical Vehicle (EV) charging stations	
Select fee for each charger to be installed.	Charging Station Level 2A (120 - 240 V) Charging Station Level 2B (277 - 480 V 3 PHASE)

15 TO 25 AM P CH G ST ATI ON	\$17.05	$1/4 \times \text{base fee}$
30 TO 50 AM P CH G ST ATI ON	\$35.70	$1/4 \times \text{base fee}$
60 TO 125 AM P CH G ST ATI ON	$1/2 \times \text{base fee}$	$1/2 \times \text{base fee}$
150 TO 225 AM P CH G ST ATI ON	$3/4 \times \text{base fee}$	$1 \times \text{base fee}$

250 TO 400 AM P CH G ST ATI ON	Requires plan review.	Requires plan review
OV ER 450 AM P CH G ST ATI ON	Requires plan review.	Requires plan review
13. Selective Coordina tion Study Review: ((-)) SDCI hourly rate, 1 hour minimum		

**Footnotes
to Table**

**D-15 for
22.900D.1**

50 ¹

Feeders
will be
charged
only for
(a)
subpanels,
(b)
distributio
n panels,
and (c)
branch
circuits of
60
amperes
or over. ²

The
residential
light outlet
fee
includes
the
luminaire.

³ Outdoor
area
lighting
(parking
lots,
streets,
etc.). The
floodlight
fee is
charged
per
luminaire.

⁴ The
transforme
r fee
includes
the
primary

feeder and
one
secondary
feeder up
to and
including
the first
panelboard
or
disconnect

.
Additional
secondary
panelboards
or
disconnect
ing means
are
charged at
the
appropriate
feeder
rate. ⁵

Low-
voltage
systems
include,
but are not
limited to,
systems
listed in
Chapter 7
of the
Seattle
Electrical
Code.

Exempt:
Residential
wireless
security
systems. ⁶

Communi-
cation
systems
include,
but are not

but are not
limited to,
systems
listed in
Article
770 and
Chapter 8
of the
Seattle
Electrical
Code.

Section 4. This ordinance shall take effect and be in force 30 days after its approval by the Mayor, but if not approved and returned by the Mayor within ten days after presentation, it shall take effect as provided by Seattle Municipal Code Section 1.04.020.

Passed by the City Council the _____ day of _____, 2021, and signed by
me in open session in authentication of its passage this _____ day of _____, 2021.

President _____ of the City Council

Approved / returned unsigned / vetoed this _____ day of _____, 2021.

Jenny A. Durkan, Mayor

Filed by me this _____ day of _____, 2021.

Monica Martinez Simmons, City Clerk

(Seal)

SUMMARY and FISCAL NOTE*

Department:	Dept. Contact/Phone:	CBO Contact/Phone:
SDCI	Shane Muchow/206-684-7396	Christie Parker/206-684-5211

** Note that the Summary and Fiscal Note describes the version of the bill or resolution as introduced; final legislation including amendments may not be fully described.*

1. BILL SUMMARY

Legislation Title:

AN ORDINANCE relating to fees and charges for permits and activities of the Seattle Department of Construction and Inspections, related fees by other departments, and technical corrections; amending Sections 22.900D.090, 22.900D.100, and 22.900D.150 of the Seattle Municipal Code (SMC).

Summary and background of the Legislation:

This legislation revises a portion of SDCI's fees and charges beginning on January 1, 2022. The majority of SDCI's fees and charges were last revised in Ordinance 125982 effective January 1, 2020, which provided an inflationary adjustment of 4%. Ordinance 126213, which adjusted fees effective January 1, 2021, made only minor adjustments to electrical, refrigeration and furnace fees. The proposed 2022 fee revisions include changes to electrical, refrigeration and mechanical equipment fees. SDCI has determined these cost centers have sufficient revenue streams warranting a decrease in fee levels.

SDCI is primarily fee-supported, and its fees and charges are necessary to support SDCI's permitting operations. All fees collected by SDCI for processing SDCI's permits are used for that purpose, and the fee structure is reflective of the Seattle Municipal Code requirements to recover the cost of providing the permitting service. This legislation will help ensure that the fees that SDCI collects are in line with the services provided.

Attachment A to this Summary and Fiscal Note, "SDCI Permit Fee and Charges proposed for 2022" provides a summary of all SDCI fees affected by this proposed ordinance, and proposed changes for 2022. Prior to proposing this legislation, these fees were reviewed to determine whether the cost of providing the service warrants a fee change, if improvements to the fee structure are necessary, or if new fees are required.

2. CAPITAL IMPROVEMENT PROGRAM

Does this legislation create, fund, or amend a CIP Project? ☐ Yes ☒ No

3. SUMMARY OF FINANCIAL IMPLICATIONS

Does this legislation amend the Adopted Budget? ☐ Yes ☒ No

Appropriation change (\$):	General Fund \$		Other \$	
		2022		2022
	\$0	\$0	\$0	\$0
Estimated revenue change (\$):	Revenue to General Fund		Revenue to Other Funds	
		2022		2022
	\$0	\$0		(\$865,994)
Positions affected:	No. of Positions		Total FTE Change	
		2022		2022
		0		0.0

Does the legislation have other financial impacts to The City of Seattle that are not reflected in the above, including direct or indirect, short-term or long-term costs?
No

Is there financial cost or other impacts of *not* implementing the legislation?
Not implementing this legislation as proposed would create a situation where the revenues SDCI collects through fees would exceed the cost of providing permitting services.

3.a. Appropriations

☐ This legislation adds, changes, or deletes appropriations.

3.b. Revenues/Reimbursements

☒ This legislation adds, changes, or deletes revenues or reimbursements.

Anticipated Revenue/Reimbursement Resulting from this Legislation:

Fund Name and Number	Dept	Revenue Source	2022 Estimated change in Revenue
Construction and Inspections Fund (48100)	SDCI	Electrical	(\$355,516)
Construction and Inspections Fund (48100)	SDCI	Refrigeration & Mechanical	(\$510,478)
TOTAL			(\$865,994)

Is this change one-time or ongoing?
Ongoing

Revenue/Reimbursement Notes:
None

3.c. Positions

— This legislation adds, changes, or deletes positions.

4. OTHER IMPLICATIONS

- a. Does this legislation affect any departments besides the originating department?
No
- b. Is a public hearing required for this legislation?
No
- c. Is publication of notice with *The Daily Journal of Commerce* and/or *The Seattle Times* required for this legislation?
No
- d. Does this legislation affect a piece of property?
No
- e. Please describe any perceived implication for the principles of the Race and Social Justice Initiative. Does this legislation impact vulnerable or historically disadvantaged communities? What is the Language Access plan for any communications to the public?
By regularly reviewing fees, SDCI is able to ensure that the fees it sets appropriately cover the costs of the services it provides. After a thorough review and discovery of efficiencies in processes, SDCI is able to reduce fees in the proposed programs, making the application and permitting process more affordable to the community. Reducing fees for electrical, refrigeration and mechanical permits will positively impact communities of color and historically disadvantaged communities, many of whom are small business owners.
- f. Climate Change Implications
1. Emissions: Is this legislation likely to increase or decrease carbon emissions in a material way?
No
2. Resiliency: Will the action(s) proposed by this legislation increase or decrease Seattle's resiliency (or ability to adapt) to climate change in a material way? If so, explain. If it is likely to decrease resiliency in a material way, describe what will or could be done to mitigate the effects.
There is no anticipated impact on Seattle's ability to adapt to climate change.
- g. If this legislation includes a new initiative or a major programmatic expansion: What are the specific long-term and measurable goal(s) of the program? How will this legislation help achieve the program's desired goal(s)?
This legislation does not include a new initiative or major programmatic expansion.

List attachments/exhibits below:

Summary Attachment A – SDCI Permit Fees and Charges Proposed for 2022

Fee Type	Description	Last Modified	Adopted 2021 Fee		Proposed 2022 Fee	Comments
ORDINANCE SECTION 1						
22.900D.090 Table D-8 for 22.900D.090 – Permit Fees for Mechanical Equipment						
SDCI Mechanical Equipment Permit Fee	Forced air, gravity-type, or floor furnace, gas or oil suspended heater, heat pump, recessed wall heater or floor-mounted space heater, wall furnace, circulating heater or woodstove/fireplace insert including ducts and burners attached	2021	\$118.55		\$79.43	Fee reduction based on process efficiencies and revenue stream
SDCI Mechanical Equipment Permit Fee	New gas or oil burners and newly installed used gas or oil burners	2019	\$148.20		\$99.29	Fee reduction based on process efficiencies and revenue stream
SDCI Mechanical Equipment Permit Fee	Appliance vents Class A, B, BW or L if installed separately	2019	\$117.50		\$78.73	Fee reduction based on process efficiencies and revenue stream
ORDINANCE SECTION 2						
22.900D.100 Table D-10 for 22.900D.100 – Refrigeration Permit Fees						
SDCI Refrigeration Permit Fee	Basic fee for refrigeration permits	2021	\$55.90		\$37.45	Fee reduction based on process efficiencies and revenue stream
SDCI Refrigeration Permit Fee	Additional installation fee per compressor 0-5 tons	2019	\$69.85		\$46.80	Fee reduction based on process efficiencies and revenue stream
SDCI Refrigeration Permit Fee	Additional installation fee per compressor 6-25 tons	2019	\$141.85		\$95.04	Fee reduction based on process efficiencies and revenue stream

Fee Type	Description	Last Modified	Adopted 2021 Fee		Proposed 2022 Fee	Comments
SDCI Refrigeration Permit Fee	Additional installation fee per compressor 26-100 tons	2019	\$265.65		\$177.99	Fee reduction based on process efficiencies and revenue stream
SDCI Refrigeration Permit Fee	Additional installation fee per compressor 101-500 tons	2019	\$374.65		\$251.02	Fee reduction based on process efficiencies and revenue stream
SDCI Refrigeration Permit Fee	Additional installation fee per compressor over 500 tons	2019	\$455.10		\$304.92	Fee reduction based on process efficiencies and revenue stream
SDCI Refrigeration Permit Fee	Repair and alteration (value of work) \$0 - \$1,000	2019	\$69.85		\$46.80	Fee reduction based on process efficiencies and revenue stream
SDCI Refrigeration Permit Fee	Repair and alteration (value of work) \$1,001 - \$5,000	2019	\$101.60		\$68.07	Fee reduction based on process efficiencies and revenue stream
SDCI Refrigeration Permit Fee	Repair and alteration (value of work) \$5,001 - \$10,000	2019	\$175.70		\$117.72	Fee reduction based on process efficiencies and revenue stream
SDCI Refrigeration Permit Fee	Repair and alteration (value of work) Over \$10,000	2019	\$173.55 plus \$69.85 each \$5,000 or fraction thereof of valuation above \$10,000		\$116.28 plus \$46.80 each \$5,000 or fraction thereof of valuation above \$10,000	Fee reduction based on process efficiencies and revenue stream

Fee Type	Description	Last Modified	Adopted 2021 Fee		Proposed 2022 Fee	Comments
ORDINANCE SECTION 3						
22.900D.150 Table D-15 for 22.900D.150 – ELECTRICAL PERMIT FEES (When Plans Are Not Required)						
1.a. Electrical Permit Fee	Administrative fee assessed for electrical permits	2021	\$65.65		\$49.24	Fee reduction based on process efficiencies and revenue stream



Legislation Text

File #: CB 120191, **Version:** 1

CITY OF SEATTLE

ORDINANCE _____

COUNCIL BILL _____

AN ORDINANCE relating to street and sidewalk use; amending the Street Use Fee Schedule authorized by Section 15.04.074 of the Seattle Municipal Code; and ratifying and confirming certain prior acts.

WHEREAS, Section 15.04.074 of the Seattle Municipal Code authorizes and directs the Director of

Transportation to prepare and recommend to the City Council, for passage by ordinance, a schedule of fees applicable to all street and sidewalk use permits (“Street Use Fee Schedule” or “fee schedule”), which may take into consideration the desirability or undesirability of the use of occupation relative to the rights of the public; and

WHEREAS, street use permits must fully recover their cost to comply with the Seattle Municipal Code; and

WHEREAS, the Street Use Division has analyzed the Seattle Department of Transportation’s (SDOT) rates and

fees to ensure cost recovery, including creating specific fees for Street Improvement Permit Lite and Council Term permits, modifying and updating the Street Vacation filing fee to an issuance fee, and updating issuance fees and rates for street use permits based on this analysis; and

WHEREAS, SDOT is clarifying that the hourly review and inspection rate applies for reviews and inspections completed by SDOT and other City Departments; NOW, THEREFORE,

BE IT ORDAINED BY THE CITY OF SEATTLE AS FOLLOWS:

Section 1. The Seattle Department of Transportation (SDOT) Street Use Fee Schedule, last amended by Ordinance 126339, is replaced by the SDOT Street Use Fee Schedule attached as Attachment A to this ordinance.

Section 2. Effective January 1, 2022, the SDOT Street Use Fee Schedule is replaced by Attachment A to this ordinance. Otherwise, authority to adjust rates and fees as authorized in Ordinances 125945, 125706, and 125185 remains in effect.

Section 3. Any act consistent with the authority of this ordinance taken after its passage and prior to its effective date is ratified and confirmed.

Section 4. This ordinance shall take effect and be in force 30 days after its approval by the Mayor, but if not approved and returned by the Mayor within ten days after presentation, it shall take effect as provided by Seattle Municipal Code Section 1.04.020.

Passed by the City Council the _____ day of _____, 2021, and signed by me in open session in authentication of its passage this _____ day of _____, 2021.

President _____ of the City Council

Approved / returned unsigned / vetoed this _____ day of _____, 2021.

Jenny A. Durkan, Mayor

Filed by me this _____ day of _____, 2021.

Monica Martinez Simmons, City Clerk

(Seal)

Attachments:

Attachment A - Seattle Department of Transportation Street Use Fee Schedule - Effective January 1, 2022

Table A – Base Permit Fees	
Permit Type	Base Permit Fee
ROW Simple Issuance	\$178
ROW Complex Issuance	\$640
PSM Short-Term Issuance	\$275
PSM Long-Term Issuance	\$362
PSM Renewal	\$275
Major (SIP/UMP) Permit Issuance	\$7,580
SIP Lite Issuance	\$2,900
Permit Modification Issuance	\$255
No Permit/No Job Start Fee	\$311
Street Vacation	\$10,130
Council Term	\$362

Table A1 – Hourly Review and Inspection Service Rates	
Service Rate Type (for all City staff)	Rate
Hourly Review and Inspection	\$305
Overtime Hourly Review and Inspection	\$610

Table A2 - Uses with No Base Permit Fee	
Use Description	Use Code
Gardening in the ROW	1
Tree Planting, Pruning or Removal	1A, 1B, and 1C
Unimproved right-of-way and shoulder planting with minimal ground disturbance of 1 cubic yard or less	1D
Construction and Storage Containers	31B
Miscellaneous User per SMC 15.04.100	54
Residential Street Barricading for Neighborhood Activation	54B
Barricading for Public Safety	54C
Sidewalk or Driveway Maintenance or Repair (less than 100 sq. ft.)	55
First Amendment Vending or Expressive Activity	19B/19K
Public Activation Amenities (e.g., street furniture, art)	52
Advertising in the ROW (e.g., signs, graphics)	6
Temporary Business Recovery Uses (e.g., cafes, displays, vending) – Through May 31, 2022	3AA

Table B1 – Use Fee Model						
Density Factors	Urban Center		Urban Village		Neither	
	\$1.10		\$0.70		\$0.20	
Mobility/Safety Factors						
Street Category	Arterial		Non-Arterial		Alley	
	\$0.40		\$0		\$0	
Modal Priority	Transit Blocked	Transit Impacted	Bike Blocked	Bike Impacted	Ped Blocked	Ped Impacted
	\$0.20	\$0	\$0.20	\$0	\$0.20	\$0.10
Use Fee Calculation						
Summation of all uses by frontage: (Sum of all Factors) x (s.f. occupied/100) x (Duration) x (Escalation Rate per Table B2)						

Table B2 – Use Fee Model Escalation Rates		
Duration (days)	Arterial	Non-Arterial
0-30	x 1	x 0
31-60	x 2	x 1
61-90	x 4	x 1
91-120	x 8	x 2
121-150	x 12	x 2
151-210	x 12	x 4
211-270	x 12	x 8
271+	x 12	x 12
31D permits	\$0.70 per square foot	

Table B3 – Short-Term Uses with Use Fees		
Use Description	Use Code	Permit Type(s)
Installation or removal of encroachments	29B	ROW Complex
ROW construction staging	31	ROW Complex
Scaffolding installation, removal and non-walk thru staging	50	ROW Complex
Crane installation and removal or staging and operation	44	ROW Complex
Pavement restoration	40/51M	ROW Complex
Utility infrastructure	51-51E	ROW Complex & UMP
Privately owned utility	51G	ROW Complex
Preparatory or exploratory work	51I	ROW Complex
Small wireless facility	51Z	ROW Complex

Table C1 – Long-Term Uses with Long-Term Occupancy Fees		
Use Description	Use Code	Long-term Occupancy Fee
Fixed ground signs	2A	\$767/sign
Maintenance of at-grade structures	7	See Table C2
Structures, moorage, and overhangs in underwater streets	7A	\$2.18/sf
Maintenance of below- and above-grade structures, including elevated access structures	7C	\$.70/sf
Fenced material storage and private use	12	See Table C2
Active areaways existing prior to January 1, 1995	16	\$.70/sf
Merchandise displays	18A	See Table C2
Sidewalk cafes	18B	See Table C2
Curb space café (paid parking)	18D	See Table C2 + \$3176/removed paid parking space
Curb space café (unpaid parking)	18E	See Table C2 + \$300/removed unpaid parking space
First Amendment vending	19B	\$50/month
Stadium event vending	19C	See Table C2
Vending from a public place sidewalk or plaza	19E	See Table C2
Food-vehicle zone vending (paid parking)	19G	\$478 (each 4-hr period x each day per week)
Food-vehicle zone vending (unpaid parking)	19H	\$104 (each 4-hr period x each day per week)
Underground storage tank: non-decommissioned	21	\$767/tank
Permanent soldier piles	22B	\$1011/pile
Structures, moorage, and overhangs in state waterways	WW100	\$2.18/sf

Table C2 - Occupation Fee Model			
Street Category	Urban Center	Urban Village	Neither
Arterial	\$1.40	\$1.35	\$0.90
Non-Arterial	\$1.20	\$1.15	\$0.70

Table D1 – Term Permit Fee Model		
Location	Use Description	Degree of Alienation
Sub-surface	Utility tunnels/structures	0.3
	Vehicle/pedestrian tunnels	0.25
At-grade	Public plazas, artwork	0.1
	Structures, restricted access	0.8
	Utility structures	0.5
Above grade	Overhead building structures	0.75
	Private use skybridges	2
	Semi-public use skybridges	0.75
	Public use skybridges	0.1
	Vehicle bridges	0.5
	Public use vehicle ramps	0.2
Other	Sustainable building features*	0.1

* In order to qualify for this degree of alienation factor, the development must be participating in the City's Living Building Program, be capable of achieving Leadership in Energy and Environmental Design (LEED) platinum certification, or both. Programmatic term permit and franchise agreements fees are established by ordinance.

Term Permit (use code 62) annual occupation fee equation: (land value) x (use area) x (rate of return) x (degree of alienation) + PSM issuance or renewal fee

Table D2- Shoreline Street End Fee Model
Shoreline Street End (use code 11) annual occupation fee equation: (land value) x (use area) x (rate of return) x (demand probability) x (maritime industrial use) + PSM issuance or renewal fee

Table E1 – Citation Penalty Fee Schedule

Adjacent Lot Zone or Permit Type	Citation Penalty Fee*		
	1 st Violation	2 nd Violation	3 rd + Violation
RSL, SF 5000, SF 7200, or SF 9600 (“Residential Zones”), Public Space Management Permits, or Maintenance Activities**	\$250	\$500	\$1,000
All other zones (“Non-Residential Zones”) or Utility Construction Permits	\$1,000	\$2,000	\$4,000
Snow and ice removal*** in RSL, SF 5000, SF 7200, or SF 9600 (“Residential Zones”)	\$50	\$50	\$50
Snow and ice removal*** in all other zones (“Non-Residential Zones”)	\$250	\$500	\$1,000

*Violators may be subject to subsequent violations within a one-year period

**“Maintenance Activities” includes violations of Chapters 15.20 and 15.43 of the Seattle Municipal Code

***“Snow and ice removal” references Seattle Municipal Code Section 15.48.010

Definitions

<u>Factor/Term</u>	<u>Description</u>
ROW Simple	A simple permit is a permit that requires minimal review, such as a dumpster or storage container.
ROW Complex	A complex permit requires technical review and coordination, such as a 50-foot utility trench, a tower crane or other construction staging.
PSM	Public Space Management (PSM) issues permits ranging from short-term activation of the right of way (e.g., neighborhood block parties) to long-term renewing permits for private encroachments like retaining walls and sidewalk cafes. This includes term permits and shoreline street ends, as well as pilot projects. This applies to the following short-term use codes: 3AA, 3A, 3B, 3C, 19B-19K, 52A, 54B. This applies to the following long-term use codes: 2A, 3D, 6, 7, 7A, 7C, 8, 11, 12, 14, 16, 18A, 18B, 18D, 18E, 19A, 21, 22B, 29A, 52, 62, WW100, WW150.
Short-Term	Permits that are not renewed and are generally less than one year in duration.
Long-Term	Permits that are scheduled to renew on an annual basis.

Land value	<p>For Term permits, the value of the use area in the right-of-way shall be based on the abutting parcel's current per-square-foot land value as determined by the King County Assessor. If the use area extends beyond the right-of-way centerline or abuts multiple parcels, the permit fee shall be calculated by averaging the abutting parcels' current land values.</p> <p>For Shoreline Street End permits, the value of the use area in the right-of-way shall be based on the abutting parcel's current per-square-foot land value as determined by the King County Assessor. If the use area extends beyond the centerline of the right-of-way or abuts multiple parcels, the permit fee shall be calculated for each portion of the use area according to the current per-square-foot land value of the abutting parcels.</p> <p>If all parcels abutting the Term or Shoreline Street End permitted use area are government-owned and the parcels are not tax assessed in whole or in part by King County, the parcels shall be excluded when establishing the Term or Shoreline Street End permit fee. To determine the permit fee, the current per-square-foot land value as determined by the King County Assessor of the closest privately-owned parcel or parcels with the same zoning or shoreline designation of the Term or Shoreline Street End permitted use area shall be averaged. If the next closest privately-owned parcel or parcels do not have the same underlying zoning or shoreline designation as the abutting government-owned parcel, the Seattle Department of Transportation shall consult with the City Appraiser. The City Appraiser shall determine if the next closest parcel or parcels with similar zoning or shoreline designation reasonably establishes the current per-square-foot land value of the use area in the right of way for fee calculation purposes.</p>
Use area	<p>Square footage of the permitted encroachment in the right-of-way, as authorized by Seattle Department of Transportation.</p>
Transit/Bike/Ped Impacted	<p>When a transit lane, bike lane or pedestrian sidewalk or pathway is partially closed, but mobility for the traveling public is maintained.</p>
Transit/Bike/Ped Blocked	<p>When a transit lane, bike lane or pedestrian sidewalk or pathway is closed to the traveling public.</p>
Rate of return	<p>Annualized rate of return on market value of the right-of-way, as established by the City Appraiser or a State of Washington Certified General Real Estate Appraiser retained by the Director of Transportation.</p>
Degree of alienation	<p>For Term permits, the degree of impact on the public, utilities, right-of-way, and other potential uses of the right-of-way based on City policy, as established by Seattle Department of Transportation.</p>

Demand probability	For Shoreline Street End permits, the estimated demand of probable use shall be based on factors that include, but are not limited to, location, access, size, view, and topography; as established by the City Appraiser or a State of Washington Certified General Real Estate Appraiser retained by the Director of Transportation. Refer to Ordinance 123611, Attachment A: Demand Probability Factor. The Director of Transportation is authorized to update Attachment A based upon the recommendations of the City Appraiser or a State of Washington Certified General Real Estate Appraiser. The new Demand Probability Factor shall become effective when the updated Demand Probability Factor is adopted by rule.
Maritime Industrial Use Discount Factor	To support the City's policies of protecting its maritime uses, a 50 percent discount factor shall apply to that portion of the Shoreline Street End occupied by a legally established water-dependent or water-related use as defined in Seattle Municipal Code Section 23.60.944.

The Department of Transportation is directed to use the shoreline street end permit fees credited to the Transportation Fund for the following purposes:

- (a) Notifying property owners that abut shoreline street ends of the need for permits for private use of the street end and of the fee schedule;
- (b) Administering and inspecting shoreline street end use;
- (c) Verifying property boundaries and area of use;
- (d) Matching funds for neighborhood improvements of shoreline street ends for public use;
- (e) Signing, demarcating, and maintaining shoreline street ends;
- (f) Funding street and sidewalk improvements within a half-block radius of any of the shoreline street ends identified in Exhibit A to Resolution 29370 that directly contribute to public access to the shoreline street end.

SUMMARY and FISCAL NOTE*

Department:	Dept. Contact/Phone:-	CBO Contact/Phone:
Seattle Department of Transportation	Liz Sheldon/206-684-7945	Christie Parker/206-684-5211

** Note that the Summary and Fiscal Note describes the version of the bill or resolution as introduced; final legislation including amendments may not be fully described.*

1. BILL SUMMARY

Legislation Title:

AN ORDINANCE relating to street and sidewalk use; amending the Street Use Fee Schedule authorized by Section 15.04.074 of the Seattle Municipal Code; and ratifying and confirming certain prior acts.

Summary and background of the Legislation:

This legislation updates and adjusts SDOT's street use hourly service rates and permit fees. As authorized in SMC 15.04.074, the proposed changes advance the goal of full cost recovery for permitting while continuing existing free permit programs for businesses and homeowners. This legislation updates the hourly service rates and permit fees to improve cost recovery, adds new permit fees for Street Improvement Lite and Council Term permits, and changes the Street Vacation filing fee to a permit fee to standardize the fee collection process in SDOT's permit system.

This legislation will also transition Public Space Management permits from charging separately for review and issuance fees and instead incorporate the cost of review into the permit fee. This means that while public space management permit fees are increasing, overall costs to most applicants will go down and will also be more predictable and transparent.

2. CAPITAL IMPROVEMENT PROGRAM

Does this legislation create, fund, or amend a CIP Project? ☐ Yes ☒ No

3. SUMMARY OF FINANCIAL IMPLICATIONS

Does this legislation amend the Adopted Budget? ☐ Yes ☒ No

Appropriation change (\$):	General Fund \$		Other \$	
	2022	2023	2022	2023
	N/A	N/A	N/A	N/A
Estimated revenue change (\$):	Revenue to General Fund		Revenue to Other Funds	
	2022	2023	2022	2023
	N/A	N/A	\$3.3 million	\$3.3 million

Positions affected:	No. of Positions		Total FTE Change	
	2022	2023	2022	2023
	N/A	N/A	N/A	N/A

Revenue Notes: The revenues and appropriations associated with this legislation are included in the Mayor's 2022 Proposed Budget. These revenues and appropriations are in the Transportation Fund.

Does the legislation have other financial impacts to The City of Seattle that are not reflected in the above, including direct or indirect, short-term or long-term costs?
City of Seattle Departments, e.g. SPU and SCL, may pay increased fees, depending on the nature and sequencing of their work in the right-of-way. These increases will be minimal overall.

Is there financial cost or other impacts of *not* implementing the legislation?
Not implementing this legislation would require Street Use staffing costs to be substantially subsidized by use fees that are intended to fund transportation projects.

3.d. Appropriations

 This legislation adds, changes, or deletes appropriations.

Appropriations Notes: Appropriations associated with this legislation are included in the Mayor's 2022 Proposed Budget.

3.e. Revenues/Reimbursements

X This legislation adds, changes, or deletes revenues or reimbursements.

Anticipated Revenue/Reimbursement Resulting from this Legislation:

Fund Name and Number	Dept	Revenue Source	2022 Revenue	2023 Estimated Revenue
13000 Transportation Fund	SDOT	Hourly Service Rates and Permit Issuance Fees	\$3.3 million	\$3.3 million
TOTAL			\$3.3 million	\$3.3 million

Is this change one-time or ongoing?
This change is ongoing, although the revenue will fluctuate with the development cycle.

Revenue/Reimbursement Notes:

3.f. Positions

 This legislation adds, changes, or deletes positions.

4. OTHER IMPLICATIONS

- a. Does this legislation affect any departments besides the originating department?**
As noted above, City of Seattle Departments, e.g. SPU and SCL, may pay increased fees, depending on the nature and sequencing of their work in the right-of-way. These increases will be minimal overall.
- b. Is a public hearing required for this legislation?**
No
- c. Does this legislation require landlords or sellers of real property to provide information regarding the property to a buyer or tenant?**
No
- d. Is publication of notice with *The Daily Journal of Commerce* and/or *The Seattle Times* required for this legislation?**
No
- e. Does this legislation affect a piece of property?**
No
- f. Please describe any perceived implication for the principles of the Race and Social Justice Initiative. Does this legislation impact vulnerable or historically disadvantaged communities?**
This legislation will provide Street Use revenues that will be used to provide resources to manage the right-of-way and reduce impacts to the traveling public, ensure access to transit is maintained during construction, and promote positive uses of the right-of-way.

The increase to complex permit fees will impact developers, contractors, and utilities and help mitigate impacts to BIPOC communities during construction. Applicants for simple permits that have minimal impact to the right-of-way are typically homeowners and businesses; this legislation keeps those fees low. Permits that are currently free will continue to be free to support the goals of improved livability and economic recovery.

There are no identified impacts to historically disadvantaged communities.
- g. If this legislation includes a new initiative or a major programmatic expansion: What are the specific long-term and measurable goal(s) of the program? How will this legislation help achieve the program's desired goal(s)?**
N/A

List attachments/exhibits below:
None.



Legislation Text

File #: CB 120192, **Version:** 1

CITY OF SEATTLE

ORDINANCE _____

COUNCIL BILL _____

AN ORDINANCE relating to the Department of Parks and Recreation; establishing the 2022 fee schedule for the use of park properties and other park and recreation facilities and services; and superseding previous park and recreation fee schedules.

WHEREAS, on November 23, 2020, the Seattle City Council approved Ordinance 126214, which established the 2021-2022 fee schedule for the use of park properties and other park and recreation facilities and services and superseded previous park and recreation fee schedules; and

WHEREAS, the City Council wishes to adopt a 2022 Seattle Parks and Recreation Fee Schedule effective January 1, 2022; NOW, THEREFORE,

BE IT ORDAINED BY THE CITY OF SEATTLE AS FOLLOWS:

Section 1. Effective January 1, 2022, the Superintendent of the Department of Parks and Recreation is authorized to charge the fees substantially in the form set forth in the 2022 “Seattle Parks and Recreation Fee Schedule,” attached as Attachment 1 to this ordinance. All prior Seattle Parks and Recreation fee schedules are superseded.

Section 2. The provisions of this ordinance and of Attachment 1 to this ordinance are declared to be separate and severable. The invalidity of any clause, sentence, paragraph, subdivision, section, subsection, or portion of this ordinance, or the invalidity of its application to any person or circumstance, does not affect the validity of the remainder of this ordinance or the validity of its application to other persons or circumstances.

Section 3. This ordinance shall take effect and be in force 30 days after its approval by the Mayor, but if not approved and returned by the Mayor within ten days after presentation, it shall take effect as provided by

Seattle Municipal Code Section 1.04.020.

Passed by the City Council the _____ day of _____, 2021, and signed by
me in open session in authentication of its passage this _____ day of _____, 2021.

President _____ of the City Council

Approved / returned unsigned / vetoed this _____ day of _____, 2021.

Jenny A. Durkan, Mayor

Filed by me this _____ day of _____, 2021.

Monica Martinez Simmons, City Clerk

(Seal)

Attachments:

Attachment 1 - Seattle Parks and Recreation Fee Schedule: 2022 Fees and Charges

**SEATTLE
PARKS AND RECREATION
FEE SCHEDULE**

2022 Fees and Charges



**Seattle
Parks & Recreation**

healthy people healthy environment strong communities

2022 RATES EFFECTIVE JANUARY 1, 2022

COUNCIL BILL

ATTENTION: All fees include taxes where applicable, unless otherwise indicated. If additional taxes are assessed, fees may be increased by the amount of the tax. MasterCard, Visa and American Express credit cards are accepted at selected facilities as a form of payment for 2022 Fees and Charges.

NOTE: Call (206) 684-4075 for additional information. The Seattle Parks and Recreation website also provides complete fee information at <http://www.seattle.gov/parks>

This page intentionally left blank

TABLE OF CONTENTS

Contents

TABLE OF CONTENTS	I
SEATTLE PARKS AND RECREATION FEES AND CHARGES	1
AUTHORITY AND GENERAL PROVISIONS	1
• <i>Authority</i>	<i>1</i>
• <i>General Provisions</i>	<i>1</i>
STAFFING FEES	2
ADMISSION FEES	3
QUICK CARDS.....	3
• <i>Seattle Parks and Recreation “Quick Cards”</i>	<i>3</i>
GOLF COURSES	3
• <i>Interbay, Jackson, Jefferson and West Seattle Golf Courses.....</i>	<i>3</i>
• <i>Green Lake Pitch & Putt.....</i>	<i>3</i>
SEATTLE AQUARIUM	3
• <i>Aquarium Fees</i>	<i>3</i>
VOLUNTEER PARK CONSERVATORY	3
• <i>Weddings / Photography Permits</i>	<i>3</i>
• <i>Admissions Fee</i>	<i>4</i>
• <i>Annual Passes</i>	<i>4</i>
• <i>Group Rates</i>	<i>4</i>
JAPANESE GARDEN (ARBORETUM).....	4
• <i>Admission Fees</i>	<i>4</i>
• <i>Public/Private School Group Rate for Grades K through 12.....</i>	<i>4</i>
• <i>Annual Pass</i>	<i>5</i>
• <i>Guided Tours</i>	<i>5</i>
• <i>Meeting Rooms.....</i>	<i>5</i>
Tateuchi Community Room.....	5
Shoseian Tea House.....	5
AMY YEE TENNIS CENTER (SEATTLE TENNIS CENTER)	7
• <i>Indoor Court Fees.....</i>	<i>7</i>
• <i>Outdoor Court Fees</i>	<i>7</i>
• <i>USTA & Cup League Fees.....</i>	<i>8</i>
• <i>Tennis Lessons</i>	<i>8</i>
Private/Semi-Private Lessons	8
Adult Group Lessons	8
Adult Play – Instructional Classes	9
Junior Group Lessons	9
Junior Development Program	9
Tiny Tots.....	9
Competitive Flights.....	9

Special Events, Equipment Rental, & Merchandise	10
Public Service Indoor Tennis Court Time	10
Advisory Council Tournament Fee	10
SWIMMING POOLS.....	11
• <i>Recreation Swimming - Indoor and Outdoor Pools</i>	<i>11</i>
• <i>Fitness - Indoor and Outdoor Pools</i>	<i>11</i>
• <i>Swimming Instruction – Indoor and Outdoor Pools</i>	<i>12</i>
• <i>Special Aquatic Safety Courses – Indoor and Outdoor Pools</i>	<i>12</i>
• <i>Aquatic Facility Rental Fees</i>	<i>12</i>
General Swimming Pool Rentals (other than Competitive Sports)	12
Swimming Pools – Competitive Sports Rentals	13
Timing System Rental	14
Special Use Fees	14
Special Provisions	15
• <i>Special Programs</i>	<i>15</i>
Super Deluxe Birthday Party Package	15
Wading Pool Rental	15
Aquatic Special Events	15
ATHLETIC FACILITIES	17
• <i>West Seattle Stadium and Interbay Stadium Usage Fees</i>	<i>17</i>
• <i>Adult Sports Fees</i>	<i>18</i>
• <i>Youth Sports Fees</i>	<i>18</i>
• <i>Sports Organizations’ Use Permits</i>	<i>18</i>
• <i>Outdoor Tennis Courts</i>	<i>18</i>
Tennis Reservations (4 or less players)	18
• <i>Outdoor Volleyball Courts</i>	<i>18</i>
Outdoor Volleyball Reservations	18
FACILITY RENTALS	20
COMMUNITY MEETING ROOMS AND GYMNASIUMS	20
• <i>Locations and Sizes</i>	<i>20</i>
Community Centers	20
Environmental Learning Centers	21
Small Craft and Rowing & Sailing Centers	21
Specialized & Other Facilities	21
• <i>Hourly Room and Gymnasium Rental Fees</i>	<i>22</i>
Rooms	22
Gymnasiums	22
ENVIRONMENTAL LEARNING CENTERS	23
• <i>Group-Guided Nature Walks</i>	<i>23</i>
• <i>Camp Long</i>	<i>23</i>
Group Day Use Booking Fee	23
Cabin Rentals	23
Meeting Rooms	23
Additional Fees for Meeting Rooms at Camp Long	24
Picnic Shelters	24
Challenge Course	24
Adventure/Activity Camps	24

Play & Zip	24
• <i>Discovery Park & Carkeek Park</i>	24
SPECIAL AMENITY FACILITIES	25
• <i>Boathouse, Bathhouse, Shelterhouse, and Pumphouse Rentals</i>	25
• <i>Add'l Fees for Boathouse, Bathhouse, Shelterhouse, & Pumphouse</i>	25
• <i>Warren G. Magnuson Park</i>	27
Application Fees	27
Special Amenity Facility/Site Rentals	27
Facility/Site Rentals	28
• <i>Washington Park Arboretum (Graham Visitor's Center)</i>	28
MOORAGE, DOCKING, AND BOAT RAMP FEES	29
MOORAGE FEES	29
• <i>Leschi and Lakewood Marinas</i>	29
DOCKING FEE (INCLUDES VARIOUS PARKS DEPARTMENT DOCKS)	29
BOAT RAMPS	29
LAKE UNION PARK HISTORIC SHIPS WHARF.....	29
• <i>Center for Wooden Boats Fees</i>	29
PARTICIPATION FEES.....	30
RECREATION PARTICIPATION FEES	30
• <i>Community Center and Outdoor Recreation Class Fee</i>	30
• <i>Lifelong Recreation Program Participation Fees</i>	30
• <i>Small Craft Center Class Participation Fees</i>	30
RESERVATIONS.....	31
• <i>Park Area Ceremony Fee</i>	31
• <i>Picnic Reservation Fee</i>	31
• <i>Day Camps Booking Fee</i>	32
PERMITS	33
USE PERMITS	33
• <i>General Provisions</i>	33
• <i>Permits and Agreements for Activity Permits</i>	34
• <i>Use of Park Facilities for Filming/Photography</i>	35
• <i>First Amendment Vending</i>	35
• <i>Construction Plan Review</i>	35
PERMITS FOR NON-PARK USES OF PARK PROPERTY (REVOCABLE USE PERMITS OR RUPs) ...	36
• <i>General Provisions & Fees</i>	36
Limited Term Permit Fee.....	37
Continuing Use Permit Fee	37
Revocable Use Permit FEE SCHEDULE.....	39
PROMOTIONAL & MARKETING FEE WAIVERS & REDUCTIONS.....	40
EXAMPLES OF FEE WAIVERS & REDUCTIONS.....	40
APPENDIX.....	A
APPENDIX A - FACILITY PHONE NUMBERS.....	A
APPENDIX B - PERMIT, RESERVATION, AND INFORMATION PHONE NUMBERS	B

APPENDIX C - ATHLETICS FIELD INVENTORYC
APPENDIX D – PARKS DEPARTMENT REFUND POLICY D

This page intentionally left blank

SEATTLE PARKS AND RECREATION FEES AND CHARGES

AUTHORITY AND GENERAL PROVISIONS

- **Authority**

Fees and charges are necessary to provide financial support to the Seattle Parks and Recreation (the Department) for the operation and maintenance of programs, facilities, and park grounds. The revenue generated by these fees constitutes only a portion of funds required for operating and maintaining the Park System. All fees collected from park and recreation activities and concessions are used exclusively for the Park System, as these funds are deposited in the Park and Recreation Fund, not the City General Fund. Fees and charges are proposed each year by the Department as a part of the annual budget process. Both the Mayor and City Council review and, by ordinance, authorize the Department to collect these fees and charges.

- **General Provisions**

The Superintendent of the Seattle Parks and Recreation is authorized to establish a fee for requested uses not included in this schedule, keeping the Mayor and the City Council advised thereof. The Superintendent of the Seattle Parks and Recreation is authorized, as provided in Seattle Municipal Code (SMC) Chapter 18.28, to waive or reduce any fees in this Schedule.

The Superintendent of the Seattle Parks and Recreation is authorized, as provided in SMC Chapter 18.28, to establish experimental rates, and to engage in special promotional and marketing activities to enhance Departmental programs. These include, but are not limited to, use of 2 for 1 coupons, 50% discount coupons and free admission days for children. Discounts for Senior Adults (age 65 and over) vary per program. These types of activities may occur at various Department facilities throughout the year.

The Superintendent of the Seattle Parks and Recreation is authorized, as provided in SMC Section 18.24.010, to operate for fee parking without recourse to commercial or private operators such parking lots under the Department's jurisdiction as are deemed desirable with the concurrence of the City Council by resolution as to location and fee schedule, consistent with provisions of RCW 35.86.010 and 35.86.040 which so permit such owner operation.

The Superintendent of the Seattle Parks and Recreation is authorized, as provided in SMC Chapters 18.04 and 18.28, to approve the free use of Department facilities by the Associated Recreation Council, recognized recreation advisory councils, and other organizations that are open to the public, that further Department goals and programs, and that apply any proceeds to Park and Recreation services.

In addition to the fees and charges identified herein, the user may be required to pay any additional Department costs resulting from such use, and to pay a reasonable portion of the City's costs for traffic control and police services when the user's event requires them. Cancellation of reservations for Parks and Recreation facilities or services may result in loss of payment or a service charge (see Appendix D). For further information, contact Seattle Parks and Recreation at (206) 684-4075.

Fees contained in this Fee Schedule shall not apply to permits issued pursuant to SMC Chapter 15.35 "Filming."

STAFFING FEES

Rentals are required to have at least one staff in attendance. If additional staff are required due to the nature of the event or the anticipated attendance, a fee of \$30.00 will be multiplied by the number of staff required for the event. Additionally, staff rates increase 1½ times per hour on holidays.

Staffing fees are applicable at:

- Tateuchi Community Room
- Shoseian Tea House
- West Seattle Stadium
- Interbay Stadium
- Lower Woodland #1 Field, when using scoreboard
- Gymnasium rentals
- Boathouse, Bathhouse, Shelterhouse, and Pumphouse Rentals
- Magnuson Park (Event attendants)
- Park Area Ceremonies (Ceremony attendants) – Additional staff fees will be charged when wedding or ceremony is large and/or complex

ADMISSION FEES

QUICK CARDS

- **Seattle Parks and Recreation “Quick Cards”**

This reusable card features a barcode and photo of the participant. It allows fast, easy, self-service access to a variety of selected fee-based or free programs (recreational swims, fitness swims, weight room access, teen centers, etc.) at various facilities. This non-refundable, non-transferrable card can be reloaded, renewed, or added with new features/programs as desired or as they become available. There is a \$5.00 replacement fee for lost or stolen cards. For further information, call the Business Service Center at (206) 684-5177.

GOLF COURSES

- **Interbay, Jackson, Jefferson and West Seattle Golf Courses**

The Superintendent of the Seattle Parks and Recreation is authorized to establish all greens fees and all other golf facility or service fees (including, but not limited to, driving range, carts, cars, play cards, lessons, and room rentals) consistent with and subject to the contract entered into with Premier Golf Centers, LLC (Premier), as authorized by separate ordinance. Golf program fees will be prominently posted at all times in each clubhouse. Call the following for further information:

Interbay	(206) 285-2200
Jackson	(206) 363-4747
Jefferson	(206) 762-4513
West Seattle	(206) 935-5187

- **Green Lake Pitch & Putt**

Green Lake Pitch & Putt is operated through a concessions contract. Therefore, fees for participation at this facility are not governed by City Ordinance. You may contact Green Lake Pitch & Putt directly at (206) 632-2280, or the Business Resources Unit of the Seattle Parks and Recreation at (206) 684-8008, to obtain specific information related to this facility.

SEATTLE AQUARIUM

- **Aquarium Fees**

All admissions, services rendered or sales made to the public or otherwise at the Aquarium (including, but not limited to, admission fees, annual memberships, rentals, education program fees, and discounts/other programs) will be established by the Seattle Aquarium Society (“SEAS”), consistent with and subject to City Ordinance 123205 and Article 13 of the Seattle Aquarium Operations and Management Agreement. You may contact the Seattle Aquarium directly at (206) 386-4300 to obtain further information or by visiting their web page at “seattleaquarium.org”.

VOLUNTEER PARK CONSERVATORY

- **Weddings / Photography Permits**

Weddings and special ceremonies may be scheduled (see page 32) and/or Photography Permits (to be used outside of public hours) may be obtained (see page 36) through the Parks Event Scheduling unit by calling (206) 684-4081.

- **Admissions Fee**

	2022	<i>Note: Classroom sessions scheduled during open hours <u>must</u> be scheduled in advance. Contact the Conservatory for scheduling and fee information.</i>
	\$4.00	Adult/Senior Admission Fee
	\$2.00	Youth Admission Fee (6-17 years)
	Free	Children (0-5 years)

- **Annual Passes**

	2022	<i>Note: *A \$5.00 service fee will be retained by the “Friends of the Conservatory” group</i>
	\$20.00*	Individual Annual Pass
	\$30.00*	Family Annual Pass

- **Group Rates**

	2022	
	\$25.00 per group	Group rate for pre-registered educational K-12 groups of 25 students; includes up to 5 adults chaperoning the group
	\$25.00 per group	Group guided tours, limited to 20 persons per group

JAPANESE GARDEN (Arboretum)

- **Admission Fees**

	2022	
	\$6.00	Adult Resident (18-64)
	\$8.00	Adult Non-Resident (18-64)
	\$4.00	Youth (6-17 years)
	\$4.00	College/University students (with valid ID) Senior Adult (65 & over)
	FREE	Children (0-5 years)

- **Public/Private School Group Rate for Grades K through 12**

Organized groups of children attending an educational institution with grades K through 12 are entitled to this group fee during the regular school year, if advance reservations are made (a minimum of two weeks’ notice is required for advanced reservations). Group rates are not extended to colleges, universities, or day-care facilities.

One responsible adult is required for every group of students, as indicated in the following ratios:

1:5 for grades K – 2 2:24 for grades 7 – 8
1:10 for grades 3 – 6 1:24 for grades 9 - 12

	2022	
	\$25.00	Group rate for pre-registered educational K-12 groups of 25 students; includes up to 5 adults chaperoning the group
	\$12.50	Add for each additional group size of 1 to 12 students

• Annual Pass

Annual family/dual passes include unlimited admission, during regular operating hours, for all members of an immediate family living in the same household, defined as two adults (guardians) and their children. The Dual pass also allows a parent pass holder to bring an adult guest, when the second parent pass holder is not present. Individual, Student, and Photographer annual passes include unlimited admission, during regular operating hours, for the person whose name appears on the pass. ID may be required upon entry.

	2022	Annual passes are valid for 12 months from date of purchase
	\$20.00	Annual Pass, Individual
	\$30.00	Family/Dual Annual Pass
	\$15.00	Annual Pass, Student (with current ID)
	\$75.00	Annual Pass, Photographer

• Guided Tours

The Japanese Garden Advisory Council, in cooperation with Unit 86 of the Arboretum Foundation, provides sponsor-guided tours of the Garden. Fees are established by the Advisory Council and may be obtained by calling (206) 684-4725.

• Meeting Rooms

NOTE: Rentals of the Tateuchi Community Room and the Shoseian Tea House are located within and administered through the Seattle Japanese Garden. There are use restrictions due to the quiet contemplative nature of the garden as well culture considerations in the Tateuchi Community Room.

Rentals of the Tateuchi Community Room and the Shoseian Tea House do not include access to the garden; therefore, admission fees are required for garden access.

Tateuchi Community Room

	2022	
	\$35.00	Small Room
	\$75.00	Alcohol fee
	\$500.00	Damage deposit for events with alcohol
	\$250.00	Damage deposit for events without alcohol

Shoseian Tea House

The Shoseian Tea House is available for rent only to approved groups practiced in the way of tea. Groups must have a signed Use Agreement on file with the Parks Department. Rentals will only be approved for tea ceremonies or classes. No other use is permitted.

	2022	
	\$35.00	Small Room
	\$500.00	Damage deposit for all events

AMY YEE TENNIS CENTER (Seattle Tennis Center)

SPECIAL NOTE to PARTICIPANTS: Residents may qualify for the resident fee listed below with proof of residency when booking courts or registering for programs. Persons not qualifying for residency will pay the non-resident fee listed.

Please contact Amy Yee Tennis Center at 206-684-4764 for further details.

• **Indoor Court Fees**

NOTE: Singles and Doubles court fees may be made available at half price for special group clinics, tournaments, or lessons for low-income youth and senior adults during off-peak times. These programs are to be determined by the Superintendent of Parks and Recreation.

	2022	Fee Type	Fees per each 1¼ hr court use
	\$36.00	Resident	Singles
	\$40.00	Non-Resident	
	\$44.00	Resident	Doubles
	\$50.00	Non-Resident	
	\$34.00	Resident	Senior Adult/Special Populations Singles Indoor
	\$38.00	Non-Resident	
	\$42.00	Resident	Senior Adult/Special Populations Doubles Indoor
	\$47.00	Non-Resident	
	\$60.00	Resident	Telephone Reservation Card (annual) for indoor courts
	\$66.00	Non-Resident	
	\$8.00	Resident / Non-Resident	Prorated Indoor court (15-minute intervals. Used when a court reservation for singles or doubles extends their court use for another 15-minutes.
	\$20.00	Resident / Non-Resident	Family Drop-In Night (for a family of 4)
	\$25.00	Resident / Non-Resident	Men's Drop-In Fee

• **Outdoor Court Fees**

NOTE: Call (206) 684-4764 to make Amy Yee Tennis Center court reservations.

	2022	Fee Type	Fees per each 1 hour court use
	\$10.00	Resident	Amy Yee Tennis Center Singles/Doubles
	\$15.00	Non-Resident	
	\$10.00	Resident / Non-Resident	Outdoor Courts throughout Seattle – Singles/Doubles
	\$15.00	Resident / Non-Resident	Outdoor Private Lesson
	\$60.00	Resident	Telephone Reservation Card (annual) for outdoor courts
	\$66.00	Non-Resident	

• USTA & Cup League Fees

There is a per person fee for organized tennis leagues that have pre-booked court time for inter-club competition.

	2022	Fee Type	
	\$115.00	All teams	USTA Annual Registration Fee (5 court format)
	\$85.00	All teams	USTA Annual Registration Fee (3 court format)
	\$14.00	All players	USTA League players, each (for a 90-minute match time)
	\$12.00	All players	Cup League players, each (for a 75-minute match time)

• Tennis Lessons

Private/Semi-Private Lessons

	2022	Fee Type	
	\$64/hour	Resident	One person
	\$72/hour	Non-Resident	
	\$70/hour	Resident	Two people
	\$77/hour	Non-Resident	
	\$82/hour	Resident	Three people
	\$90/hour	Non-Resident	
	\$88/hour	Resident	Four people
	\$97/hour	Non-Resident	
	\$98/hour	Resident	Five People
	\$108/hour	Non-Resident	
	\$15.00	Resident / Non-resident	Time extension for Private Lessons – per each 15-minute interval
	\$17/ hour	Resident	Surcharge for lessons on City holidays
	\$25/ hour	Non-Resident	

Adult Group Lessons

	2022	Fee Type	
	\$84.00	Resident	Adult Groups, 6 weeks
	\$93.00	Non-Resident	
	\$106.00	Resident	Adult Camps, 2½ hrs per day for 4 days
	\$116.00	Non-Resident	
	\$25.00	Resident	Drill Night Drop-In per hour fee
	\$26.00	Non-Resident	
	\$38.00	Resident / Non-Resident	Camp Drop-In per day fee

	\$25.00	Resident / Non-resident	One Class Drop-In fee, if space is available.
--	---------	----------------------------	-----------------------------------------------

Adult Play – Instructional Classes

	2022	Fee Type	Maximum of 5 people per Instructor
	\$95.00	Resident	Per person fee, 6 weeks
	\$104.00	Non-Resident	

Junior Group Lessons

	2022	Fee Type	Ages 8-17
	\$61.00	Resident	Junior Group, 6 weeks
	\$67.00	Non-Resident	
	\$77.00	Resident	Junior Camp, 2½ hours per day for 4 days
	\$84.75	Non-Resident	

Junior Development Program

	2022	Fee Type	
	\$62.00	Resident	Junior Team Tennis/Young Guns, 6-week session (1 time/week)
	\$68.25	Non-Resident	

Tiny Tots

	2022	Fee Type	
	\$29.00	Resident	Beginning ages 4-5 (30 minutes for 6 weeks)
	\$32.00	Non-Resident	
	\$40.00	Resident	Beginning ages 6-7 (45 minutes for 6 weeks)
	\$44.00	Non-Resident	
	\$50.00	Resident	Advanced ages 6-7 (1 hour for 6 weeks)
	\$55.00	Non-Resident	
	\$57.00	Resident	Advanced ages 6-7 (1¼ hour for 6 weeks)
	\$62.75	Non-Resident	

Competitive Flights

	2022	Fee Type	Adults (18 & older) & Senior Adults (65+)
	\$62.00	Resident	Doubles (6 weeks)
	\$68.50	Non-Resident	
	\$84.00	Resident	Singles (6 weeks)
	\$93.00	Non-Resident	
	\$7.00	Resident	Flight substitute – per flight (one day @ 75 minutes)
	\$7.75	Non-Resident	

Special Events, Equipment Rental, & Merchandise

	2022	Fee Type	
	# of courts x court fee + 10%	All groups	*Public Group (anyone from the general public can participate in outside-sponsored event)
	# of courts x court fee + 20%	All groups	*Private Group (participation is restricted by the organizers of the event)
	\$18.00	Resident	One-day clinic fee, per person
	\$19.75	Non-Resident	
	\$14.00	All rentals	Ball machine rental: per court time (does not include court fee)
	\$4.00	All rentals	Racket Rental, per use
	Market Value	All merchandise	All merchandise at AYTC is priced at Market value (merchandise varies by season)

*Private groups or schools may reserve 2-3 courts up to 90 days prior to start date.

Public Service Indoor Tennis Court Time

	2022	Fee Type	<i>Note: Rates are limited to court times established by the Senior Recreation Program Specialist.</i>
	\$5.00	Resident	Senior fee (65+ yrs.), per person
	\$5.50	Non-Resident	
	Free	All Juniors	Junior fee (under 18 years), per person

Advisory Council Tournament Fee

	2022	Fee Type	
	\$9.50	Resident / Non-Resident	Advisory Council Tournament fee (<i>per player</i>)

SWIMMING POOLS

• **Recreation Swimming - Indoor and Outdoor Pools**

	2022	Fees include swim and/or shower use
	\$4.25	Youth (ages 1-17 years)
	\$6.25	Adult (ages 18 through 64 years)
	\$4.25	Senior Adult (65 years & older) and Special Populations
	\$3.25	Non-profit youth (ages 1-17 years) organizations (Advance approval through application required)
	\$65.25	*Adult, 30-day unlimited entry pass for personal fitness and recreation swims
	\$45.25	*Senior/Youth/Special Populations, 30-day unlimited entry pass for personal fitness and recreation swims
	\$54.00	Discount Recreational Swim Card – 10 entry pass, Adult
	\$37.00	Discount Recreational Swim Card – 10 entry pass, Senior/Yth/SP
	\$2.50	Special Discount Recreation Swim Pricing (all ages) – discount single entry pricing for these specific programs: 1) Promotional Recreation Swim Fee – <i>available for low participation swims, as designated by the Department.</i> 2) Community Connection Swim – <i>available for swims designated by the Department to serve underserved population.</i>
	FREE	Low Income Recreation Swim – <i>for those who apply in advance through established scholarship application process and meet low income eligibility standards.</i>
	FREE	Children under one year of age (must be accompanied by adult)

NOTE: *No adjustment for holidays and/or closures. A Pass is issued to a single individual and may be used at all swimming pools; however, they are non-refundable and non-transferable. (See page 2 for more information on “Quick Cards”)

• **Fitness - Indoor and Outdoor Pools**

	2022	
	\$6.75	Fitness, ages 18-64 years – per instructed lesson (Including Hydrofit, Masters, and Water Exercise)
	\$4.75	Fitness, ages 65 and over, Youth, and Special Populations – per class
	FREE	Low Income Fitness Swim – <i>for those who apply in advance through established scholarship application process and meet low income eligibility standards.</i>
	\$59.00	Discount Fitness Swim Card – 10 entry pass, Adult
	\$37.00	Discount Fitness Swim Card – 10 entry pass, Senior/Yth/SP

- **Swimming Instruction – Indoor and Outdoor Pools**

	2022	
	\$8.00	Group Lesson, youth age 6+, tiny tot, adult, or “Guard Start” program– per ½ hr lesson with minimum of 4 students
	\$4.00	Group Lesson, youth age 6+, tiny tot, adult, or “Guard Start” low income rate – per ½ hr lesson with minimum of 4 students (Income verification will be required.)
	\$14.00	3 yr old Group Lessons – per ½ hr lesson with 3 student class size
	\$7.00	3 yr old Group Lessons low income rate – per ½ hr lesson with 3 student class size (Income verification will be required.)
	\$10.00	Group Lesson, Kinders age 4 & 5 – per ½ hr lesson with 4-6 student class size
	\$5.00	Group Lesson, Kinders age 4 & 5, low income rate – per ½ hr lesson with 4-6 student class size (Income verification will be required.)
	\$157.75	Summer Swim League (Ages 7-18) includes a team T-shirt
	\$79.00	Summer Swim League (low income families) includes a team T-shirt
	\$42.00	Personal Instruction – one on one (30-minute lesson) <i>Note: \$5.00 Personal Instruction DISCOUNT for same day registration and instruction as space is available</i>
	\$36.25	Personal Instruction low income rate – 1 on 1 (30-minute lesson)
	\$14.25	Personal Instruction – each additional person in a class

- **Special Aquatic Safety Courses – Indoor and Outdoor Pools**

	2022	Minimum class size is 6 students
	\$40.00 to \$300.00	A variety of Red Cross water safety courses, including Lifeguard Training, First Aid, CPR, Water Safety Instructor and others. Prices and course titles correspond to curriculum requirements and operating expenses to offer these programs. Prices include pool admission and instruction only.

- **Aquatic Facility Rental Fees**

General Swimming Pool Rentals (other than Competitive Sports)

	2022	
	\$30.25	Non-refundable booking fee required for all rentals in addition to hourly rates.
	\$200.00	Damage deposit for all rentals where equipment is brought into the facility.
	\$31.00	Hourly lifeguard staff costs (per lifeguard), in addition to pool rental fee (staff rates increase 1½ times per hour on holidays)

	\$94.75	Indoor pool or half of Rainier Beach Pool (either the lap pool or the leisure pool) rental cost per hour when pool is scheduled to be closed to the public, plus staff costs. <i>Calculation for a per lane rental rate when entire pool is used = dividing the cost per hour by the number of lanes and rounding up to the next whole dollar.</i>
	\$47.50	Hourly indoor pool rate for shallow end only in bulkhead pools when deep end is in use. This fee applies to Madison and Medgar Evers aquatic facilities.
	\$315.25	Indoor Pool rental, per hour, when pool is scheduled to be open to the public, plus staff costs
	\$147.25	Colman Pool rental, per hour, plus staff costs (exclusive use) Note: Colman Pool is an 8 lane, 50-meter pool with a slide
	\$157.75	Mounger Pool or Rainier Beach Pool rental, per hour, plus staff costs (exclusive use, including all pools & slide)

Swimming Pools – Competitive Sports Rentals

	2022	<i>(see notes on following page for more information)</i>
	\$30.25	Non-refundable booking fee required for all rentals in addition to hourly rates.
	\$200.00	Damage deposit for all rentals where equipment is brought into the facility.
	\$31.00	Hourly lifeguard staff costs (per lifeguard), in addition to pool rental fee (staff rates increase 1½ times per hour on holidays)
	\$89.50	Beginning Swim Team for youth – introductory beginning level, per hour for all lanes, offered at a reduced price to encourage use by new youth competitive sports programs. <i>Pricing offered on a quarterly basis at which time swimmers advance to standard rates.^A</i>
	\$115.75	Indoor competitive sports rental (between 6am-8pm) cost per hour when pool is scheduled to be closed to the public, plus staff costs. ^{A,B}
	\$58.00	Hourly indoor competitive sports (between 6am-8pm) rate for shallow end only in bulkhead pools when deep end is in use, plus staff costs. This fee applies to Madison and Medgar Evers aquatic facilities. ^B
	\$105.25	Indoor competitive sports rental (between 8pm-6am) cost per hour when pool is scheduled to be closed to the public, plus staff costs. ^{A,B}
	\$49.25	Hourly indoor competitive sports (between 8pm-6am) rate for shallow end only in bulkhead pools when deep end is in use, plus staff costs. This fee applies to Madison and Medgar Evers aquatic facilities. ^B
	\$231.25	Indoor pool competitive sports rental or Swim Meet, per hour, when pool is scheduled to be open to the public, plus staff costs. ^B

	\$200.25	Colman Pool competitive sports rental, per hour, plus staff costs (exclusive use) Note: Colman Pool is an 8 lane, 50-meter pool with a slide. ^B
--	----------	------------------------------------------------------------------------------------------------------------------------------------------------------------

^A NOTE: Calculation for a “per lane” rental rate when entire pool is used = dividing the cost per hour by the number of lanes and rounding up to the next whole dollar.

^B NOTE: “Competitive sports” rates apply to swim teams, masters, and water polo.

NOTE: Individuals and groups desiring to use swimming pools will be expected to pay the cost of staffing in addition to program rates established. Staff rates increase 1½ times per hour on holidays.

NOTE: Rates also apply to Metro or King County League swim meets for events that do not include a Seattle Public School. Events that include a team from a Seattle Public School are covered under the Joint Use Agreement and are not charged a swim meet fee. Staff fees are additional (staff rates increase 1½ times per hour on holidays).

NOTE: There is an hourly flat-rate charge for competitive meets, with no additional percentage charges for the event (no percentage collected for entry fees and heat sheet sales).

NOTE: Swim meet entry fees and sale of heat sheets are included in base fee for each event.

NOTE: Permit Application Fee as established in **Use Permits** section of Fees and Charges ordinance will apply plus 10% of gross revenue for **all Admissions and Swim Meet Concessions** (food/drink, t-shirts, goggles, etc). Additional insurance and/or permits may be required.

NOTE: Deck or lobby rentals priced as small room under Class C room rentals.

NOTE: Bulkhead pool rentals during public hours are limited to lap pool or shallow pool, not both, unless specific fees are charged.

Timing System Rental

	2022	
	\$400.00	Minimum 4-hour use
	\$100.00	Each additional hour
	\$31.00/hr	Additional staff charge for delivery, set up, operation and clean-up (staff rates increase 1½ times per hour on holidays).

Note: The timing system is available for rentals at most Seattle Parks and Recreation swimming pools. Some limitations may apply.

Special Use Fees

	2022	
	10% of gross sales on Parks property	If, in the course of the activity/event, charges are levied for admission, sales, concessions, or entry fees, the user will be subject to a minimum charge of 10% of the gross receipts.
	\$1.00	Water Slide Use Fee per person for recreation swims over one hour in length; no charge if one hour or less.
	\$2.00 – 50.00	Supplemental Special Event fee (indoor or outdoor), depending on event, such as open water swim, dive-in movies, jazz night, etc.

	\$15.00	Dog Swim Special Event – <i>scheduled immediately prior to preventative maintenance closure. Limited to dogs only in the pool. No charge for spectators.</i>
	\$0.25	Coin Operated Locker
	\$0.50	Towel use, each
	Market Value	All merchandise sold at Mounger Pool will be at market value. Merchandise may vary throughout the season. NOTE: While this is a “City fee” at Mounger Pool, this fee is collected by the Associated Recreation Council at all other pools.

Special Provisions

Colman and Mounger Pools:

Admission fees to these facilities are charged to all persons entering pool area, even if not swimming (except parents watching children in lesson programs). Use of the pools, decks and picnic areas is part of the overall recreation opportunity; pool capacity is based on use of this area.

- **Special Programs**

Super Deluxe Birthday Party Package

A complete birthday party package at pools includes one-hour shared use in a section or portion of the pool, a one-hour party immediately following your water time in a designated party space (room, deck, or lobby), lifeguards, one pre-packaged juice, paper products and party goodie bags for each enrolled child. (Food items not included.) NOTE: Booking Fee does not apply to this program when operated during public business hours, and is not for exclusive use nor rental). Maximum party size is 20 children and 20 adults. Adults are included in the party package without charge as spectators and/or as in-water assistants for children who are weak swimmers, under height, or below age requirement. Adult in charge of party is responsible for all clean-up of party areas at the end of the program.

	2022	
	\$273.25	Minimum package fee – for a party of 10 children
	\$13.25	Additional fee – per child

Wading Pool Rental

	2022	
	\$500.00	Minimum 4 hours of operation (includes 5½ staff hours)
	\$50.00	Each additional hour

Wading pool rentals are only available at sites scheduled for summer use. All wading pool operating time under this rental rate is available for public use; no exclusive rental use is allowed.

Aquatic Special Events

NOTE: This category is for special events that result in the cancellation of scheduled programs or closure of a small craft center, swimming beach, or other public program. This fee is in addition to other fees.

	2022	
	\$300.00	Special events, per day

ATHLETIC FACILITIES

See Appendix C for the Athletics Field Inventory.

• **West Seattle Stadium and Interbay Stadium Usage Fees**

	2022	
	10% of gross revenues	Admissions/Sales. This includes admissions or donations, and excludes entry fees.
	\$79.00/ hr	Athletic Stadium Games, Meets and Events *
	\$58.75/hr	Practice Fee** adult and youth practices
	\$15.00/ hr	West Seattle Stadium only – youth fee
	\$15.00/ hr	Rental of the West fenced Field Event area for shotput, discus, hammer throw, long jump and javelin only (West Seattle Stadium only); users must also pay staff fee.
	\$31.50/ hr	Light Fee - this fee is charged for all uses requiring lights.

*Event fees are charged for adult and youth special events, games and meets. West Seattle Stadium fee provides exclusive use of the facility and includes use of equipment, the press box and PA system, ticket booth, locker rooms and grandstands. Interbay Stadium fee provides exclusive use of the facility and includes use of equipment, the press box, locker rooms and grandstands. A staff person is required to be in attendance, and the staff fee must be paid in addition to the use fee. This fee does not include Lights or 10% charge on all admissions/sales.

** Practice Fees provide use of the facility and includes use of equipment, the press box and PA system, ticket booth, locker rooms and grandstands. A staff person is required to be in attendance and the staff fee must be paid in addition to the use fee. This fee does not include lights or the ten percent (10%) charge on all admissions/sales. Facility use may not be exclusive – multiple users' activities will be organized through the Seattle Parks and Recreation scheduling office.

NOTES for Department Sponsored Activities:

- See following page for synthetic and non-synthetic field fees for practices/games.
- All rentals are a minimum of one hour.
- Additional staff may be required due to nature of event and anticipated attendance.
- A damage deposit may be charged depending on nature of event and anticipated attendance.

- **Adult Sports Fees**

	2022	
	\$25.00	Indoor Sports League Fee, per hour
	\$30.00	Adult Sports Team Administration fee/team
	\$81.00	Adult Outdoor Use, per hour – synthetic field
	\$60.00	Adult Outdoor Use, per hour – non-synthetic field
	\$31.50/ hr	Outdoor Field Lighting Fee, per hour

- **Youth Sports Fees**

	2022	
	\$16.00	Youth Outdoor Use, per hour – synthetic field
	\$10.50	Youth Outdoor Use, per hour – non-synthetic field
	\$81.00	Private School Outdoor Use, per hour – synthetic field
	\$60.00	Private School Outdoor Use, per hour – non-synthetic field
	\$81.00	Outdoor youth Sports Camps, per hour – all field surfaces
	\$31.50	Outdoor Field Lighting Fee, per hour

- **Sports Organizations’ Use Permits**

Sports organizations’ events, such as jamborees and tournaments, shall be subject to regular Use Permit charges. *See permit fee details on pages 31-33.*

- **Seattle Parks and Recreation Outdoor Tennis Courts**

Where a participant entry fee for tournaments or a fee for lessons is charged, 10% of gross receipts are to be paid to the Department in addition to the charges noted below. All persons who instruct tennis for a fee on Department courts must schedule according to court availability with the Scheduling Office, obtain the appropriate permit and pay the required fees. They must also successfully complete the Department’s Tennis Instructor’s Certification program and show proof of certification before a permit will be issued.

Tennis Reservations (4 or less players)

	2022	Scheduled based on availability.
	\$8.00	1 hour, court rental, Adult play
	\$13.00	1 hour, court rental, Private School
	\$6.00	1 hour, court rental, Youth play

NOTE: *See “Amy Yee Tennis Center” on page 6 for Indoor Tennis fee rates.*

- **Outdoor Volleyball Courts**

Outdoor Volleyball Reservations

	2022	Scheduled based on availability.
--	-------------	-----------------------------------------

	\$8.00	1 hour, court rental, Adult play
	\$8.00	1 hour, court rental, Private School

Facility Rentals

COMMUNITY MEETING ROOMS AND GYMNASIUMS

- Locations and Sizes**

The Department charges rental fees (according to the classifications of usage) for the use of social/meeting rooms and/or kitchens and/or gymnasiums at: *(see Appendix A for a listing of facility telephone numbers)*

Community Centers

	Meeting Room(s)			Kitchen		Gym	
	Small	Medium	Large	Small	Large	Sm/Half	Large
Alki	x	x	x	x			
Ballard	x	x	x	x		x	x
Bitter Lake	x	x	x		x	x	x
Bitter Lake Annex				x		x	
Delridge		x	x		x	x	x
Garfield	x	x	x		x	x	x
Garfield Teen Life Center	x	x		x		x	
Green Lake		x		x			x
Hiawatha	x	x	x	x			x
High Point	x	x	x	x			x
International District/Chinatown	x	x	x		x	x	x
Jefferson		x	x		x	x	x
Laurelhurst	x	x	x		x		
Loyal Heights	x		x	x		x	x
Magnolia		x	x	x			x
Magnuson		x					x
Meadowbrook	x	x	x		x	x	x
Meadowbrook Annex				x		x	
Miller	x	x	x	x	x		x
Miller Annex		x		x		x	
Montlake	x	x	x		x		x
Northgate	x	x	x		x	x	x
Queen Anne	x	x	x	x	x		x
Rainier	x	x	x		x		(2)
Rainier Beach	x	x	x		x	x	x
Ravenna Eckstein		x		x			x
South Park	x	x	x	x		x	
Van Asselt	x	x	x		x	x	
Yesler	x	x	x		x	x	x

Environmental Learning Centers

	Meeting Room(s)			Kitchen		Gym	
	Small	Medium	Large	Small	Large	Small	Large
Camp Long	X	X		X			
Carkeek Park		X					
Discovery Park	X	X		X			

Small Craft and Rowing & Sailing Centers

(See Appendix for telephone numbers)	Meeting Room(s)			Kitchen		Gym	
	Small	Medium	Large	Small	Large	Small	Large
Green Lake	X						
Mt Baker	X		X	X			

Specialized & Other Facilities

(See Appendix for telephone numbers)	Meeting Room(s)			Kitchen		Gym	
	Small	Medium	Large	Small	Large	Small	Large
Shelter houses, Bathhouses, and Lawn Bowling Clubs.	X	X	X				
Southwest Teen Life Center	X	X			X		X
Garfield Teen Life Center	X			X		X	
Meadowbrook Teen Life Center	X			X		X	

Meeting room and gymnasium space is available only during times Department and Advisory Council programs are not scheduled. Uses are determined by classification A or C as defined below:

Class A Use: Non-Commercial Use, for the general public, scheduled during operating hours. No admission fee, vendor fee and/or donation is requested or received.

Class A use is reserved for advertised, non-commercial, public events/meetings that are for the general public and are scheduled during hours of operation. (If scheduled outside normal facility operating hours, see Class C use.)

Class C Use: All other rentals and Class A rentals scheduled outside of regular operating hours

NOTE: *An event will be considered advertised if it has been announced in the local paper, through mass mailing, radio or social media announcements, posters throughout the community, posted in or distributed through the community center*

• Hourly Room and Gymnasium Rental Fees

NOTE: A non-refundable \$30.25 booking fee per site is required for ALL rentals in addition to the hourly rates. An additional charge is required for staff and the use of certain types of equipment, subject to availability at the facility. (See page 19 for definitions of “Class A” & “Class C”)

Rooms

	Class A 2022		Class C 2022	
	21.25		\$42.25	Small Rooms (1-400 square feet), per hr
	\$27.25		\$54.25	Medium Rooms (401-1,500 square feet), per hr
	\$36.25		\$72.25	Large Rooms (1,500+ square feet), per hr
	\$15.25		\$30.25	Small Kitchen ^A (minimum of 2 hours), per hr
	\$29.00		\$58.00	Large Kitchen ^A (minimum of 2 hours), per hr
	10% of gross sales on Parks property		10% of gross sales on Parks property	If, in the course of the activity/event, charges are levied for admission, sales, concessions, or entry fees, the user will be subject to a minimum charge of 10% of the gross receipts.
	N/A		\$75.00	Additional fee for events with ALCOHOL (insurance also required) ^B
	\$250.00		\$250.00	Refundable rental and cleaning deposit (no alcohol)
	N/A		\$500.00	Refundable damage deposit for events with ALCOHOL ^B
	\$25.00 - \$250.00		\$25.00 - \$250.00	A non-refundable per hour maintenance fee may be charged and collected prior to the event as determined based upon event size and type.

^A Kitchens are not available for commercial use unless used in conjunction with a scheduled community special event held on a park site.

^B Insurance is required for all events with alcohol. Events with alcohol cannot be held during regular facility operating hours. Alcohol at approved events must remain in the facility.

Gymnasiums

	Class A 2022		Class C 2022	Staff costs are additional (staff rates increase 1½ times per hour on holidays)
	\$18.25		\$36.25	Small gym, Athletic use, per hr
	\$39.25		\$75.25	Small gym, Non-Athletic use, per hr
	\$24.25		\$48.25	Large gym, Athletic use, per hr
	\$66.25		\$132.25	Large gym, Non-Athletic use, per hr

ENVIRONMENTAL LEARNING CENTERS

- **Group-Guided Nature Walks**

NOTE: Group-Guided Nature Walks may be conducted in cooperation with Environmental Learning Center Advisory Councils. Fees are established by the Advisory Council and may be obtained by calling the specific facility of interest (*see Appendix A for facility telephone numbers*).

- **Camp Long**

Group Day Use Booking Fee

NOTE: This reservation is for fire ring or rock/glacier reservations. Rock/glacier reservations require risk management review. Group Day Use is restricted to a maximum number of 250 participants. Schurman Rock, Glacier slab, and Fire Ring fees are non-refundable.

	2022	
	\$8.00	Schurman Rock, Glacier slab, per hour (minimum 4 hrs), Group size 1-20 (insurance also required)
	\$10.00	Fire Ring, per hour (minimum 4 hrs), Group size 1-50
	\$11.00	Fire Ring, per hour (minimum 4 hrs), Group size 51-100
	\$12.00	Fire Ring, per hour (minimum 4 hrs), Group size 101-150
	\$14.00	Fire Ring, per hour (minimum 4 hrs), Group size 151-200
	\$18.00	Fire Ring, per hour (minimum 4 hrs), Group size 201-250
	\$50.00	Refundable damage/cleaning deposit

Cabin Rentals

NOTE: Overnight use of Cabins is restricted to a maximum number of 120 participants (i.e., 10 cabins @ 12 per cabin). Cabin fees are non-refundable.

	2022	
	\$50.00	Per night, per cabin (maximum of 12 persons per cabin)
	\$50.00	Refundable damage deposit per cabin
	\$25.00	Per hour for “exclusive use” of Kitchen [^]

Meeting Rooms

NOTE: A non-refundable \$30.25 booking fee per site is required for ALL rentals in addition to the hourly rates. An additional charge is required for staff and the use of certain types of equipment, subject to availability at the facility. “*Additional Fees for Meeting Rooms*” (*below*) may apply.

	2022	
	\$54.25	Main Hall, per hour
	\$42.25	Wonder Lab, per hour
	\$42.25	Patio area, per hour (<i>also available at Discovery Park</i>)
	\$30.25	Kitchen [^] , per hour

[^] Kitchens are not available for commercial use unless used in conjunction with a scheduled community special event held on the park site.

Additional Fees for Meeting Rooms at Camp Long

	2022	
	\$30.25	Booking fee
	\$75.00	Alcohol fee (insurance also required)
	\$25.00 - \$250.00	A non-refundable per hour maintenance fee may be charged and collected prior to the event as determined based upon event size, number of participants and anticipated labor required for maintenance and cleaning for the activity.
	\$500.00	Damage deposit with alcohol at event
	\$250.00	Damage deposit without alcohol at event

Picnic Shelters

	2022	Rates are applied the same as other shelter and picnic fees (see page 29 for details) – Picnic shelter fees are non-refundable. See page 30 for Day Camp rates.
	\$80.00	West Shelter – per day rate (tables included)
	\$90.00	East Shelter – per day rate (tables included)

Challenge Course

	2022	NOTE: Challenge Course is for groups ONLY
	\$150.00	Portable Challenge Facilitator, up to 2 hours, with contractual agreement
	\$125.00	Half-day facility rental (per 15 youth participants) ^{A,B}
	\$250.00	Full-day facility rental (per 15 youth participants) ^{A,B}
	\$62.50	Half-day reduced rate on challenge course facility rental fee for qualifying groups serving low-income youth. ^A
	\$125.00	Full-day reduced rate on challenge course facility rental fee for qualifying groups serving low-income youth. ^A
	\$175.00	Per Facilitator, half day, with contractual agreement
	\$35.00	Corporate Groups (per person)
	\$80.00	Facilitator Training Program (per day) ^B

^AScholarships may be awarded to non-profit groups that can meet guidelines (as funds allow).

^BParticipants who are current members of WSU-4H sponsored groups will receive a 60% discount on Challenge Course fees.

Adventure/Activity Camps

	2022	NOTE: For middle to high school age youth
	\$350.00	5-day camp, per person

Play & Zip

	2022	
	\$30.00	Drop-in Program, per person (ages 14 and up)

• Discovery Park & Carkeek Park

Visitor's Center & Room Rentals: See “Community Meeting Rooms and Gymnasiums” section for further explanation of classification determinations and room rental information.

SPECIAL AMENITY FACILITIES

• **Boathouse, Bathhouse, Shelterhouse, and Pumphouse Rentals**

A non-refundable \$30.25 booking fee is required for ALL rentals in addition to the hourly rates.

	2022	
	¹ \$230/ hour	Mt Baker Boathouse STANDARD Room Rental – Main Hall (includes kitchen and amenities) <ul style="list-style-type: none"> • 5 hr minimum rental - applies to rentals on Friday, Saturday or Sunday
	¹ \$150/ hour	Mt Baker Boathouse DISCOUNT Room Rental – Main Hall (includes kitchen and amenities) <ul style="list-style-type: none"> • 3 hr minimum rental – applies to rentals on Monday through Thursday at any time of the day • 3 hr minimum rental – applies to rentals on Friday, Saturday, or Sunday with rental event ending no later than 2:00pm
	\$200/hour	Golden Gardens Bathhouse Building Rental – includes Main Hall, kitchen, & meeting room <ul style="list-style-type: none"> • 4 hr minimum rental Monday through Thursday • 8 hr minimum rental Friday, Saturday, or Sunday
	\$70/hour	Alki Beach Bathhouse Building Rental – Main Hall <ul style="list-style-type: none"> • 4 hr minimum rental
	\$50/hour	Alki Beach Bathhouse Painting Room (cannot be rented separately; must be rented in addition to Main Hall)
	\$45/hour	Alki Beach Bathhouse Patio (cannot be rented separately; must be rented in addition to Main Hall)
	\$40/hour	Pritchard Beach Bathhouse Building Rental – Main Hall <ul style="list-style-type: none"> • 2 hr minimum rental
	\$10/hour	Cal Anderson Shelterhouse Building Rental – Main Hall <ul style="list-style-type: none"> • 2 hr minimum rental
	\$80/hour	Dakota Place Shelterhouse Building Rental – Friday, Saturday or Sunday ONLY - includes exclusive use of Main Hall, side room & kitchenette <ul style="list-style-type: none"> • 3 hr minimum rental
	\$50/hour	Dakota Place Shelterhouse outside Patio (cannot be rented separately; must be rented in addition to shelterhouse)
	\$20/hour	Ward Springs Pumphouse Building Rental – Main Hall <ul style="list-style-type: none"> • 2 hr minimum rental

¹To facilitate cost recovery for Mt Baker space rentals, the “Standard” fee includes an additional \$135/hour surcharge and the “Discount” fee includes an additional \$85/hour surcharge assessed by the Mt Baker Boating Advisory Council who funded the construction project and equipment purchases.

• **Add'l Fees for Boathouse, Bathhouse, Shelterhouse, & Pumphouse**

	2022	
	\$30.25	Booking fee
	\$75.00	Alcohol fee (insurance also required)
	\$25.00 - \$250.00	A non-refundable per hour maintenance fee may be charged and collected prior to the event as determined based upon event size, number of participants and anticipated labor required for maintenance and cleaning for the activity.
	\$500.00	Damage deposit with alcohol at event
	\$250.00	Damage deposit without alcohol at event

- **Warren G. Magnuson Park**

Note: Magnuson Park artist studios are available via License Agreement with Seattle Parks and Recreation. The rental rate for these studios at the time of signing a License Agreement will not exceed 75% of market rate for these spaces. Market rates are determined via a consultant study commissioned by SPR. The intent behind this pricing guideline is to preserve the presence of the arts in Magnuson Park as the value of Seattle property continues to rise.

Application Fees

	2022	
	\$30.25	Booking Fee, non-refundable for indoor rentals
	\$75.00	Application Fee, non-refundable for Use Permit Fee
	\$25.00	Per location per day film shoots
	\$50.00	First Amendment use permit fee
	10% of gross + rental charges	Admissions, booths, and sales revenue (includes all performance revenue)
	\$75.00	Alcohol use fee (insurance also required)*
	Up to 25 - \$212.50 Up to 50 - \$425 Up to 100 - \$850	Tables
	Up to 100 - \$250 Up to 250 - \$625 Up to 500 - \$1,250	Chairs
	\$25-\$250	A non-refundable per hour maintenance fee may be charged and collected prior to the event as determined based upon event size, number of participants and anticipated labor required for maintenance and cleaning for the activity
	\$250.00	Refundable Damage deposit for events without alcohol
	\$500.00	Refundable Damage deposit for events with alcohol

*Alcohol must remain in facility. Alcohol is not permitted during operating hours.

Special Amenity Facility/Site Rentals

	2022	<i>Note: Staff fee not included. *Tables & chairs rented separately</i>
	\$83/hour	Bldg 30 Workshop
	\$93/hour	West Wing – Admiral’s Office, office/kitchen, 4-hour minimum
	\$175/hour	Hangar 30, hourly weekday rate*

	\$210/hour	Hangar 30, hourly weekend rate*
	\$95/hour	Hangar 30, hourly weekday rate for regular evening rentals
	\$24.25/hour	Bldg 406 Brig, Belvedere room
	\$54.25/hour	Bldg 406 Brig, Garden room & Hawthorne Hills room
	\$72.25/hour	Bldg 406 Brig, Matthews Beach and View Ridge rooms
	\$150/hour	Garden Amphitheater, 2 hour minimum (Ceremonies)
	\$258/hour	**Parking area use fee – 25 or fewer spaces blocked per day (<i>Building 30 parking lots only</i>)
	\$49/hour	*Hourly use fee for Community, Natural, Special Use and Recreation Area parks (<i>Magnuson Park only</i>)

* Hourly use fee for Park Use Permits for all events except those constitutionally protected or those events covered under separate agreement. Contact Event Management office at 684-4081 for further information.

** *Parking area use fees apply to designated parking areas in some parks that the Parks Department deems necessary to reserve for events.*

Facility/Site Rentals

	2022	
	50% of regular room rate	Class A room rate per hour (+ booking fee) – <i>see Class A requirements on page 19</i>
	\$48.25	Gym, athletic use, per hour
	\$132.25	Gym, non-athletic use, per hour
	\$42.25	Small room rate, per hour
	\$54.25	Medium room rate, per hour
	\$72.25	Large room rate, per hour
	\$30.25	Kitchen rate, per hour

- **Washington Park Arboretum (Graham Visitor's Center)**

All fees are collected by the Arboretum Foundation. Please refer to the Arboretum's website for the current fee schedule. <https://botanicgardens.uw.edu/washington-park-arboretum/visit/venue-rental/>

MOORAGE, DOCKING, AND BOAT RAMP FEES

MOORAGE FEES

- **Leschi and Lakewood Marinas**

Moorage fees and all other marina facility or service fees will be established by a business vendor through the bidding process as authorized by separate ordinance. Moorage hours will be prominently posted at all times at each marina entrance. Contact the following for fees or any other information regarding Marinas:

Leschi Marina or Lakewood Marina: (206) 708-4619

DOCKING FEE (includes various Parks Department docks)

	2022	
	\$75/ day	Load/unload; short term moorage slip use + Application/Use Permit Fee
	\$75.00	Application/Use Permit fee

Note: For Lake Union docking fee information, please contact the Center for Wooden Boats at (206) 382-2628.

BOAT RAMPS

	2022	
	\$12.00	Daily Permit fee – consecutive daily permits may be purchased to allow for overnight parking (not to exceed 4 nights).
	\$150.00	Annual Permit fee – overnight parking privileges not to exceed four consecutive nights.
	\$75.00	Annual Permit fee (low income rate) – overnight parking privileges not to exceed four consecutive nights.

LAKE UNION PARK HISTORIC SHIPS WHARF

- **Center for Wooden Boats Fees**

Temporary use by vessels of the wharf and north seawall at Lake Union Park is managed by the Center for Wooden Boats under contract with Seattle Parks and Recreation. Fees are established by the Center for Wooden Boats consistent with and subject to the contract between Center for Wooden Boats and Seattle Parks and Recreation. For information, call 206-382-2628.

PARTICIPATION FEES

RECREATION PARTICIPATION FEES

As a service to the public, the Seattle Parks and Recreation may contract with Advisory Councils, or the Associated Recreation Council to collect fee payments. The contract shall require the Advisory Council or Associated Recreation Council to remit the participation fee to the City.

- **Community Center and Outdoor Recreation Class Fee**

	2022	
	4.0%	Percent of fee for all Advisory Council sponsored classes, programs, and sessions at community centers and for outdoor recreation programs.

- **Lifelong Recreation Program Participation Fees**

NOTE: These fees only apply to programs offered through the Department's Senior Adult Section. Senior adult fees for participation in other programs are listed elsewhere in this Fees and Charges Schedule. Where there is no senior adult fee listed for the activity, the adult fee will apply.

	2022	
	4.0%	Percent of Senior Adult Advisory Council class fee paid by registrants for all advisory council sponsored classes, programs and field trips.

- **Small Craft Center Class Participation Fees**

	2022	
	\$41,500	Rowing Advisory Council fee (paid in quarterly installments)
	\$14,000	Seattle Canoe Club (paid in quarterly installments)
	\$45,000	Mt Baker Boating Advisory Council (paid in quarterly installments)

RESERVATIONS

• Park Area Ceremony Fee

NOTE: Areas are available in many parks for various special ceremony uses. See “USE PERMITS – General Provisions” for standard application Park Use Permits.

	2022	
	\$200.00	Hourly fee, with 3-hour minimum for garden weddings or ceremonies at Kubota Gardens and Parsons Gardens
	\$170.00	Hourly fee, with 2-hour minimum for wedding or ceremonies at Alki Beach Park, Golden Gardens Park, Hamilton Viewpoint, Sunset Hill Viewpoint, Volunteer Park, and Washington Park Arboretum
	\$135.00	Hourly fee, with 2-hour minimum to use parks not listed above for weddings or other ceremonies

• Picnic Reservation Fee

NOTE: Tables at shelters are not included in shelter price and are charged separately. **Shelter rental must include shelter price plus fee for each table.**

	2022	
	\$60.00	Each Regular Shelter per HALF-day (excluding Golden Gardens, Carkeek, Alki, Lincoln Park and Magnuson Park); additional fees will apply for tables under shelter. Half-day rates are 8:00 a.m.-2:00 p.m. OR 3:00 p.m.-10:00 p.m.
	\$75.00	Each Shelter at Golden Gardens, Carkeek, Alki, Lincoln Park and Magnuson Park per HALF-day; additional fees will apply for tables under shelter. Half-day rates are 8:00 a.m.-2:00 p.m. OR 3:00 p.m.-10:00 p.m.
	\$110.00	Each Regular Shelter per DAY (excluding Golden Gardens, Carkeek, Alki, Lincoln Park and Magnuson Park); additional fees will apply for tables under shelter. Full day rates are 8:00 a.m.-10:00 p.m.
	\$120.00	Each Shelter at Golden Gardens, Carkeek, Alki, Lincoln Park and Magnuson Park per DAY; additional fees will apply for tables under shelter. Full day rates are 8:00 a.m.-10:00 p.m.
	\$25.00	Each Table, per day
	\$15.00	Each Table, per half day
	\$25.00	Reschedule fee (14-day notice required to reschedule)

- **Day Camps Booking Fee**

	2022	
	50% discount of Shelter and/or Table fees	Discount of “Picnic Reservation Fees” and Camp Long Shelters as found in Fees and Charges, plus \$75 use permit application fee.

PERMITS

USE PERMITS

Use Permits authorize non-department groups to utilize Seattle Parks and Recreation property for special events (i.e., runs, boating, concerts, day camps, community festivals, rallies, commercials, etc.). Additional charges may apply to cover direct cost of special services/requests.

- **General Provisions**

NOTE: Insurance shall be required when the planned event or any structure, activity or feature thereof presents a significant risk of liability or loss for the City, its officers, or for the applicant, due to personal injury or property damage. The insurance requirement shall not apply to events where the sole activity consists of expression protected by the First Amendment and does not involve the use of any structures, vehicles, equipment, apparatus or machinery that creates a significant risk of personal injury or property damage. In addition, an application fee will be collected upon formal written application. This fee is non-refundable, except when the Department denies a request.

	2022	
	\$50.00	Application fee – First Amendment Events, including political activities.
	\$75.00	Standard Application fee – Use Permits (i.e., runs, boating, concerts, day camps, community festivals, rallies, seasonal concession permits, etc.)
	\$30.00	Booth fee – As part of a special event, a charge of \$30.00 per booth or 10% of gross sales, whichever is greater.
	10% of gross sales on Parks property	<u>For events OPEN to the general public without restriction:</u> If, in the course of the activity/event, charges are levied for admission, entry fees, sales of goods or services, food or beverages, the user will be subject to a percentage of sales fee. For an activity/event open to the general public without restriction and without ticket or fee required for admission, this percentage of sales will equal 10% of the gross receipts for those items not free. 10% fees are due within 10 days of the expiration of the permit.
	The greater of 10% of gross sales on Parks property or \$5,000	<u>For events that RESTRICT general public access:</u> For events that restrict or limit access to the general public through the use of controlled entry points the percentage of sales fee shall be set at \$5,000.00 per day minimum or 10% of the gross receipts for those items not free, whichever is greater. In these cases, the percentage of sales applies to all admissions, registration fees or tickets, including those not purchased on Parks property collected before during or after the event. This minimum percentage of sales fee will be added to the park use reservation and must be paid in advance with all fees due prior to permitting. When sales generate additional fees, those fees are due within 10 days of the expiration of the permit.

	The greater of 10% of gross sales on Parks property or \$10,000	<p><u>For events that EXCLUDE general public access:</u></p> <p>For events that exclude the general public because the event is private in nature and restricted to a specific group or invited attendees, the percentage of sales fee shall be set at \$10,000.00 per day minimum or 10%, whichever is greater. In these cases, the percentage of sales fee applies to all admissions, registration fees or tickets, including those not purchased on Parks property collected before during or after the event. These fees apply to all days of event set up, event execution and event break down while the event area is restricted to the general public.</p> <p>This minimum will be added to the park use reservation and must be paid in advance with all fees due prior to permitting. When sales generate additional fees, those fees are due within 10 days of the expiration of the permit.</p>
	\$25.00	Load/Unload fee, per vehicle – for short-term access into non-parking areas or those areas accessed through a locked gate or bollard.
	\$95.00	Utility hook-up fee – for any utility hook-up performed by Department personnel.
	\$75.00	Alcohol use permit fee
	\$75.00	Supplemental Late Application Fee – for requests submitted less than 6 working days before event. (Fee does not apply to First Amendment events)
	\$100.00	Per surface (advertising banner, canopy/tent wall, sign, vehicle surface, inflatables, other) per day – for posting signage (including signage that contains both commercial and non-commercial elements) in a park in conjunction with a park use permit.
	\$15.00	*Hourly use fee for Triangles, Circles, Squares, Pocket parks, Boulevards, and the Burke Gilman Trail
	\$25.00	*Hourly use fee for Downtown & Neighborhood parks
	\$35.00	*Hourly use fee for Community, Natural, Special Use and Recreation Area parks
	\$175.00	**Parking area use fee – 25 or fewer spaces blocked per day
	\$225.00	**Parking area use fee – 26-50 spaces blocked per day
	\$575.00	**Parking area use fee – 51 or more spaces blocked per day

* Hourly use fee for Park Use Permits for all events except those constitutionally protected or those events covered under separate agreement. Contact Event Management office at 684-4081 for further information.

** Parking area use fees apply to designated parking areas in some parks that the Parks Department deems necessary to reserve for events.

- Permits and Agreements for Activity Permits

In order to provide positive activation to parks, needed amenities for park users and services that enhance the park experience or provide applicable opportunities that the Department does not provide, agreements and permits are periodically issued to interested parties and organizations and small businesses. Permits are mandatory for doing business in a park. NOTE: Rating criteria emphasis is put on WMBE businesses and those businesses are encouraged to register in the City’s WMBE database. Activities must align with the Department mission and goals. Activity (Fitness and Nature Education) opportunities are advertised on the Department website year-round.

	2022	<i>All fees are payable in advance at the time the permit is purchased.</i>
	\$75.00	Permit Administrative fee – Activities (Fitness & Education classes) operating less than ten (10) hours per week with fewer than 35 participants at any time.
	\$75.00	Monthly (per park) Permit fee – Activities (Fitness or Education) operating, but not vending in the Parks with fewer than 35 participants and less than ten (10) hours per week operating in a park.

• Use of Park Facilities for Filming/Photography

NOTE: Regular permit fees apply to below charges, including late permit fee.

Commercial filming and photography for advertising within the City of Seattle is covered under the Seattle Filming Ordinance. All of the information that you need about filming in Seattle can be found in the Seattle Film Manual, located online at <http://www.seattle.gov/filmandmusic/film/film-permits>

	2022	
	\$30.00	Per 4-hour block of time, per park, for commercial filming/photography (wedding photos, graduation photos, etc.). NOTE: Fees for Garden Sites may be higher, depending upon time of year and/or days requested.

• First Amendment Vending

Persons may apply for a permit to vend merchandise that is inherently expressive or in which a political, religious, philosophical or ideological message is inextricably intertwined. Such “First Amendment Vending” is governed by regulations adopted by the Seattle Parks and Recreation. When conducted on a park drive or boulevard, First Amendment Vending is subject to a base permit fee of seventy-five dollars (\$75.00) for a monthly site permit. When conducted within a park, First Amendment Vending is subject to a monthly base permit fee of seventy-five dollars (\$75.00). Questions concerning the First Amendment Vending Regulations may be directed to the Parks Concessions Coordinator at 233-0063.

• Construction Plan Review

The Seattle Parks and Recreation (SPR) charges a fee of \$128 per hour for our cost of construction plan reviews, including review of development plans from both private and public entities that affect park property. This SPR fee is in addition to the fee currently charged by the Department of Planning and Development (DPD), excluding Public Works projects which are requested for review outside the DPD review process. The DPD fee includes elements to reimburse DPD, Seattle Public Utilities (SPU), the Department of Health, and Seattle Department of Transportation (SDOT), for the plan review work done by their staff. For further information, please contact the Parks Planning & Development section at 206-684-4860.

PERMITS FOR NON-PARK USES of PARK PROPERTY (Revocable Use Permits or RUPs)

• General Provisions & Fees

Revocable Permits to Use or Occupy Park Property, commonly called Revocable Use Permits, are issued by the Superintendent of Parks and Recreation, under authority of Seattle Municipal Code (SMC) 18.12.042, 18.12.045, and 18.12.275, for various short-term or on-going (i.e., Limited Term or Continuing Use, respectively) **non-park uses** of public land under the control of the Seattle Parks and Recreation. **Permits are revocable upon thirty (30) days' notice** or immediately upon failure of the Permittee to comply with the terms and conditions of the Permit. **Unauthorized use of park property**, including failure to apply for and obtain a Revocable Use Permit, **is unlawful and subject to enforcement** actions or other remedies as specified in SMC 18.30 or other applicable law.

In accordance with the Policy on Non-Park Uses of Park Lands, as endorsed by City Council Resolution 29475, it is the policy of the Seattle Parks and Recreation to **limit authorized non-park uses of park land to the fullest extent practicable**. Fees and conditions set for Revocable Use Permits **are intended to discourage private, non-park uses of park lands**; encourage the elimination of encroachments; and promote private and public cooperation in maintenance of park lands in a manner consistent with a public park-like character.

Consideration of any permit application requires payment of an Application Fee, unless City action to a public right-of-way resulted in inaccessibility from other than park property. The **Application Fee is non-refundable**. Issuance of a permit requires payment of a Permit Fee which is:

- a **fixed daily fee** (i.e., **Limited Term permit fee**); and/or
- calculated in accordance with a **formula (Continuing Use permit fee)**; or
- a **minimum** permit fee.

Application Fees and Permit Fees are set periodically by ordinance. Under exceptional circumstances, the Superintendent of Parks and Recreation may waive or reduce the Revocable Use Permit Fee, in accordance with criteria established by SMC 18.28.030 or SMC 18.28.040. Creek restoration projects proposed by other City departments are specifically exempted from permit fees of any kind as the City recognizes these projects as valuable enhancements to its parks and recreation assets. In determining whether the Permit Fee should be **waived or reduced**, the Superintendent shall be guided by:

- The benefit to the public and the direct benefit to the park system;
- The frequency and/or amount of usage requested;
- The effect on and fairness to other park users;
- Consistency with policies underlying the fee schedule and SMC Chapter 18; and
- The consequences of denying the request.

The Superintendent may authorize the **acceptance of permanent physical improvements**, such as constructed improvements or landscaping, as compensation in lieu of the Permit Fee in those circumstances where the proposed in lieu compensation can be shown to be equal to, or greater, in value than the calculated or set amount of the Permit Fee, provided that the Superintendent shall not accept such in lieu compensation where the improvement is inconsistent with the City's health,

safety or aesthetic standards, the mission or policy of the Parks Department, or conveys any message that is not adopted by the City.

Waiver or reduction of the Permit Fee **does not necessarily waive or reduce other fees, charges, requirements, or obligations** in connection with issuance of a Revocable Use Permit including Application Fee, Inspection Fee, processing charges, insurance or indemnity requirements, or restoration requirements.

Limited Term Permit Fee

Limited Term permits may be issued for necessary uses of park property for brief periods of time, generally expected to be **limited to ninety (90) days or less**; however, Limited Term permits may be issued for uses expected to continue beyond ninety (90) days. **Examples of activities** for which Limited Term permits may be issued include removal of encroachments, installation of landscaping consistent with Department guidelines, utility installations, and temporary access.

The Limited Term permit fee will be **charged at a daily rate from the date the permit is issued or the date the use or occupancy of park property began, whichever is earlier**, until the activity is completed and all conditions of the permit, including restoration of any damage to park land, have been satisfied. If seasonal factors, such as planting conditions or construction prohibitions, warrant a delay between the time the use or occupancy of park property is completed and the time the restoration is completed, no Permit Fee shall be charged for the interim period, unless the park land is unavailable for the use or enjoyment of the public.

If a Revocable Use Permit is issued for a use of park land that is expected to continue for a limited period of time, such as a Limited Term permit, but for a **period exceeding ninety (90) days**, the fee shall be the daily rate set for Limited Term permits for the first ninety (90) days; the fee for the period exceeding ninety (90) days shall be calculated in accordance with the Continuing Use permit fee.

Under no circumstances shall a Limited Term permit fee be converted to a lesser fee due to extension of the anticipated completion date of the permitted activity. If upon inspection it is determined that the permit conditions have not been satisfied, charges for additional daily fees at the same rate shall accrue until conditions have been satisfied.

Continuing Use Permit Fee

Continuing Use permit fees shall be charged for **uses expected to continue for an extended period of time, generally beyond ninety (90) days (e.g., encroachments or other non-park uses that will not be corrected or eliminated within a ninety (90) day period)**. Continuing Use permit fees shall be calculated using a **formula** based on land **Value**, **Area** of use, a **Barrier** factor, and a **Rate** of return (**V x A x B x R**).

The **Value** of the park land used shall be determined by calculating the average of the **assessed value** per square foot of the benefited property and the assessed values per square foot of **comparable** (i.e., similarly zoned, having similar amenities such as waterfront or view), nearby (within a distance not to exceed 1,000 feet) **non-park properties**.

The **Area** shall be the total of the square footage of park land actually used or occupied for non-park purposes and/or the square footage of park land that is subject to a barrier to public use and/or enjoyment.

The **Barrier Factor** is a multiplier of 1 or less than 1, representing the extent of barrier to public use and enjoyment, as set by the following scale. If two or more Barrier Factors may apply, the greater factor shall apply.

Factor: **1.00** Full use and/or occupancy of area, preventing public use or occupancy of the area (e.g., a private structure); or creation of a physical barrier denying public use or access to the area (e.g., a fence or hedge);

.70 Creation of a perceptual barrier by improvements or actions that capture the public space for private use (e.g., paving, shrubbery, other plantings);

.35 Private landscaping or other improvements on park land that violate, exceed, or are inconsistent with established design guidelines or reasonable standards intended to preserve the public park-like character of park lands (e.g., private access drive or walkway in excess of standard; private lighting or safety railings that exceed a security function).

The **Rate** of return (i.e., land capitalization rate) is set at 10%.

Continuing Use permit fees for permit **periods of less than twelve (12) months are payable in full prior to permit issuance**. Continuing use permit fees for permit periods anticipated to continue for twelve (12) months or more may be pro-rated and annualized and payable in advance for such annualized date as the Department shall establish. If the permit period is shorter than anticipated, the permit fees paid in advance shall be prorated for the time used and over-payment shall be refunded, except in the case of revocation due to Permittee's failure to comply with the terms and conditions of the permit, in which case no refund shall be given. **Permits for utility installations, such as electrical, natural gas, or telephone service, shall be charged as Limited Term permits**, based on the permit period necessary for installation.

There is no Permit Fee charged for Limited Term permits of ninety (90) days or less issued expressly to allow the removal or elimination of an encroachment onto park land.

There is no Permit Fee charged for certain non-park uses of park land which may be allowable by property right, such as driveway access from the roadway portion of a park boulevard if access is not available from any other right-of-way, or pedestrian walkway from a public sidewalk to the abutting private property, if such uses comply with established design guidelines or reasonable standards intended to preserve the public park-like character of park lands.

Revocable Use Permit FEE SCHEDULE

	2022	
	\$200	Application Fee (non-refundable; includes one (1) on-site inspection and two (2) hours of staff time for reviewing and processing application)
	\$200	Inspection and/or Monitoring, per hour (Application fee includes one on-site inspection. Additional on-site charges at \$200.00 per hour may be assessed, for on-site inspections and/or monitoring, if specified in the Permit or if necessary in the Department's judgment, due to Applicant's or Permittee's action(s), or failure to comply with the terms and conditions of the permit.)
	\$250	Limited Term Permit, per day, OR \$325.00 minimum, whichever is greater
	Formula	Continuing Use Permit, determined by formula (V x A x B x R) OR \$650.00 minimum, whichever is greater
	\$130	Processing Charges, per hour (costs of staff time in excess of two (2) hours to review and process permit applications; payable prior to permit issuance.)

PROMOTIONAL & MARKETING FEE WAIVERS & REDUCTIONS

The Superintendent of the Seattle Parks and Recreation is authorized, as provided in SMC 18.28.020, to waive or reduce entry or use fees from those contained in an approved fee schedule in conjunction with the promotion and marketing of Park and Recreation programs.

EXAMPLES OF FEE WAIVERS & REDUCTIONS

Authorized activities include, but are not limited to, the following arrangements:

1. **Sponsored days:** A sponsored day or activity for which a sponsor pays the Department a fixed fee, a matching amount, or supplies advertising, service, or other benefit. In exchange, the Department provides free public entry use of the facility, or free or reduced entry for a certain segment of the public (e.g., children under 12, senior citizens, anyone donating clothing or food for a drive for those in need); for a special group of the public (e.g., participants in a community parade); or to the first entrants up to a specified number.
2. **Bonus and prizes:** The Department may distribute to users or entrants an item supplied by the sponsor (e.g., a button, a balloon, literature, an item of apparel, or a donated prize for an achievement).
3. **Combination tickets:** The Superintendent may issue a combination ticket for use of multiple City facilities or participation in multiple City events. A combination ticket may also take the form of a reciprocal discount or credit. For example, presentation of a ticket stub or coupon from an aquarium in another city may entitle the holder to a credit on admission to the Seattle Aquarium when a receipt for paid entry to Seattle's Aquarium entitles the holder to like privileges in the facility of the other city. In those cases, where a combination ticket is authorized, combining multiple events and facilities:
 - o The combined ticket price may be less than the amount that would be paid for each entry or event singly;
 - o The combined ticket shall expire within a time period after the ticket's sale or first usage, with said period to be determined by the Superintendent of the Seattle Parks and Recreation or his or her designee; and
 - o The City and any other participant organizations shall apportion the revenue from the combined sale by a ratio or formula.
4. **Discount Coupons:** A coupon allowing two people to enter for the price of one person, or the coupon holder to enter at a reduced rate. Coupons may be offered through a sponsor who makes a payment to the City or who provides special advertising in return. For example, the coupon may accompany an advertisement in a widely distributed publication for tourists, which contains similar coupons for other attractions. The Department may also use coupons as a way of reaching out to a group or segment of the citizenry, who would not attend or use the facility at the established fee.

5. Prepaid Passes: During special hours or otherwise, admission may be sold to a tour company, the organizer of a convention, or an association at an aggregate fee for all members and the participants may be granted entry, either as a group or individually, at the hours or on the days authorized by presenting a ticket or other indication of pre-payment.
6. Departmental Free or Half-Price Days: “Senior citizens’ days” may be offered during which time people over a minimum age are admitted free; a free day may be provided for the public to see and enjoy an exhibit financed through a bond issue or by a public fund-raising drive; on a “Kids’ Day” or “Neighborhood Day,” admission may be free for children and low income adults; a free golf lesson day for kids may be provided; or free swimming day at our pools may be provided.
7. Promotional Purposes: The Department may offer extended evening hours or special discounts during specific periods in the year to encourage high attendance at our park facilities. Some examples include, but are not limited to, the following:
 - (a) Extended Aquarium hours and special discounts during the summer.
 - (b) Extended special discount for swimming fees during the summer.

APPENDIX

APPENDIX A - Facility Phone Numbers

(Area Code 206)

AQUARIUM

Administrative Office 386-4300
Member/Group Sales/Registrar 386-4353

AQUATICS FACILITIES

ROWING & SAILING CENTERS

Green Lake Small Craft Cntr ... 684-4074
Mt. Baker Rowing & Sailing ... 386-1913

SWIMMING POOLS

Ballard Pool 684-4094
Colman Pool (summer only) ... 684-7494
Evans Pool 684-4961
Madison Pool 684-4979
Meadowbrook Pool 684-4989
Medgar Evers Pool 684-4766
Mounger Pool (summer only) .. 684-4708
Queen Anne Pool 386-4282
Rainier Beach Pool 386-1925
Southwest Pool 684-7440

ARBORETUM/GARDENS

WA Arboretum Visitor Center 543-8800
Japanese Gardens 684-4725

GOLF DRIVING RANGES

DRIVING RANGES

Interbay 285-2200
Jefferson 763-8989

GOLF COURSES

Green Lake (Pitch & Putt) 632-2280
Interbay 285-2200
Jackson Park 363-4747
Jefferson Park 762-4513
West Seattle 935-5187
West Seattle Clubhouse
Restaurant (Banquets) 932-7577

MOORAGES AND BOAT RENTALS

Green Lake Boat Rentals 527-0171
Lakewood Moorage 722-3887
Leschi Moorage 325-3730

RENTAL FACILITIES

COMMUNITY CENTERS

Alki 684-7430
Ballard 684-4093
Bitter Lake 684-7524
Delridge 684-7423
Garfield 684-4788
Green Lake 684-0780
IDC CC 233-0042
Hiawatha 684-7441
High Point 684-7422
Jefferson 684-7481
Laurelhurst 684-7529
Loyal Heights 684-4052
Magnolia 386-4235
Meadowbrook 684-7522
Miller 684-4753
Montlake 684-4736
Northgate 386-4283
Queen Anne 386-4240
Rainier 386-1919
Rainier Beach 386-1925
Ravenna-Eckstein 684-7534
South Park 684-7451
Southwest 684-7438
Van Asselt 386-1921
Yesler 386-1245

ENVIRONMENTAL LEARNING CENTERS

Camp Long 684-7434
Carkeek Park 684-0877
Discovery Park 386-4236
Seward Park 684-4396

OTHER FACILITIES

Langston Hughes Performing
Arts Center 684-4757

SAND POINT/MAGNUSON PARK

Community Center 684-7026

SEATTLE (Amy Yee) TENNIS CENTER

Indoor & Outdoor courts 684-4764

APPENDIX B - Permit, Reservation, and Information Phone Numbers

(Area Code 206)

Athletic Field/Court Scheduling

Field Scheduling – Individual	684-4077
Field Scheduling – League.....	684-7210
Tennis	
Indoor courts	684-4764
Outdoor courts	684-4764
Outdoor courts (Tennis Center)	684-4764

General & Group Reservations

Day Camp Reservations.....	684-4081
Picnic Area Reservations	684-4081
Weddings	
Camp Long (outdoor)	684-7434
Facility (indoor) (call specific facility)	
Park areas	684-4081

Specialized Permits & Contracts

Boat Launch Permits.....	684-7249
Commercial Use Permits	684-4080
Concession Contracts.....	684-8002
Construction Plan Review.....	684-4860
Events & Filming (held on Park property)	
Commercial events.....	684-4080
Film Permits.....	684-4081
@ Magnuson	233-7892
Special Events	684-4080
Revocable Use Permits	684-4860
Special Events Permits.....	684-4080
Special Events at Magnuson Park..	233-7892
Tree Trimming	684-4713

Information

General Information.....	684-4075
Business Service Center.....	684-5177
Summer Wading Pool Hotline	684-7796
Ballfield Rainout Hotline.....	233-0055

APPENDIX C - Athletics Field Inventory (

(*Field Owner: COS = City of Seattle; SPS = Seattle Public Schools)

Field	*Field Owner	Surface	Baseball/ Softball	Soccer	Football	Other	Lighted	Season of Use
African American Academy	SPS	Grass		X				Fall
Alki 1	COS	Grass	X					Sp/Sum
Alki Soccer	COS	Grass		X				Fall
Ballard 1 & 2	COS	Grass	X				X	Sp/Sum
Ballard Soccer	COS	Grass		X			X	Fall
Ballard HS Football	SPS	Synthetic		X	X	X	X	Year Round
Bar-S 1 & 2	COS	Grass	X					Sp/Sum
Bayview 1	COS	Grass	X					Sp/Sum
Bayview Soccer	COS	Grass		X				Fall
Beacon Hill	COS	Grass	X					Sp/Sum
Beacon Hill Soccer	COS	Grass		X				Fall
BF Day	COS	Grass	X					Sp/Sum
BF Day Soccer	COS	Grass		X				Fall
Bitter Lake 1 & 2	COS	Grass	X				X	Sp/Sum
Bitter Lake Soccer	COS	Grass		X			X	Fall
Bobby Morris 1 & 2	COS	Synthetic	X				X	Sp/Sum
Bobby Morris Soccer	COS	Synthetic		X		X	X	Year Round
Boren Baseball	SPS	Grass	X					Sp/Sum
Boren Soccer	SPS	Grass		X				Fall
Brighton 1 & 2	COS	Synthetic	X				X	Sp/Sum
Brighton Soccer	COS	Grass		X	X	X	X	Sum/Fall
Cleveland Soccer	COS	Synthetic		X	X	X	X	Year Round
Cleveland Track	COS	Synthetic				X	X	Sp/Sum
Colman	COS	Grass	X					Sp/Sum
Colman Soccer	COS	Grass		X				Fall
Cowen	COS	Grass				X		Sp/Sum
Dahl 1 & 3 & 4	COS	Grass	X					Sp/Sum
Dahl 2	COS	Grass	X				X	Sp/Sum
Dahl North	COS	Grass		X			X	Sum/Fall
Dahl South Soccer	COS	Grass		X				Sum/Fall
Dahl West Soccer	COS	Grass		X			X	Fall

Field	*Field Owner	Surface	Baseball/ Softball	Soccer	Football	Other	Lighted	Season of Use
Delridge Soccer North & South	COS	Synthetic		X		X	X	Year Round
Delridge 1 & 2	COS	Synthetic		X			X	Sp/Sum
Eagle Staff Baseball	SPS	Synthetic	X				X	Sp/Sum
Wilson Pacific Soccer	SPS	Synthetic		X		X	X	Year Round
Eagle Staff Softball	SPS	Synthetic	X				X	Sp/Sum
Eckstein	SPS	Synthetic		X		X		Year Round
Fairmount	COS	Grass	X					Sp/Sum
Fairmount Soccer	COS	Grass		X				Fall
Franklin Football	SPS	Synthetic		X	X	X	X	Year Round
Franklin Track	SPS	Synthetic				X		Year Round
Garfield 1	COS	Synthetic	X				X	Sp/Sum
Garfield 2 & 3	COS	Grass	X					Sp/Sum
Garfield Soccer	COS	Grass		X	X		X	Sum/Fall
Garfield HS Football	SPS	Synthetic		X	X	X	X	Year Round
Garfield HS Track	SPS	Synthetic				X	X	Year Round
Gatzert Baseball	SPS	Grass	X					Sp/Sum
Gatzert Soccer	SPS	Grass		X				Fall
Genesee Lower	COS	Synthetic		X	X	X	X	Year Round
Genesee Upper	COS	Synthetic		X		X	X	Year Round
Georgetown Soccer	COS	Synthetic		X		X	X	Year Round
Gilman 1 & 2	COS	Grass	X					Sp/Sum
Gilman Soccer	COS	Grass		X				Fall
Green Lake 1 & 2	COS	Grass	X					Sp/Sum
Green Lake Soccer	COS	Grass		X		X		Fall
Hiawatha 1	COS	Synthetic	X				X	Sp/Sum
Hiawatha Soccer	COS	Synthetic		X		X	X	Year Round
Highland Park 1 & 2	COS	Grass	X					Sp/Sum
Highland Park Soccer	COS	Grass		X				Fall

C
APPENDIX

Field	*Field Owner	Surface	Baseball/ Softball	Soccer	Football	Other	Lighted	Season of Use
Hughes 1 & 2	COS	Grass	X					Sp/Sum
Hughes Soccer	COS	Grass		X				Fall
Hutchinson 1 & 2	COS	Grass	X					Sp/Sum
Hutchinson Soccer	COS	Grass		X		X		Fall
Ingraham Soccer 1 & 2	SPS	Synthetic		X		X	X	Year Round
Ingraham Baseball/Softball	SPS	Synthetic	X				X	Sp/Sum
Ingraham Stadium	SPS	Synthetic		X	X	X	X	Year Round
Ingraham Track	SPS	Synthetic				X	X	Year Round
Interbay 1	COS	Grass	X					Sp/Sum
Interbay 2	COS	Grass	X				X	Sp/Sum
Interbay Stadium		Synthetic		X		X	X	Year Round
Interbay T-Ball	COS	Grass	X					Sp/Sum
Interbay Soccer	COS	Grass		X	X		X	Fall
Jane Addams 1	SPS	Synthetic		X		X	X	Year Round
Jane Addams 2	SPS	Synthetic		X		X	X	Year Round
Jane Addams Lower Baseball	SPS	Synthetic	X				X	Sp/Sum
Jane Adams Upper Baseball	SPS	Grass	X			X		Sp/Sum
Jane Addams Upper Soccer	SPS	Grass		X	X	X		Sum/Fall
Jefferson	COS	Synthetic		X		X	X	Year Round
John Rogers	COS	Grass	X			X		Sp/Sum
John Rogers Soccer	COS	Grass		X				Fall
Judkins 1 & 2	COS	Grass	X					Sp/Sum
Judkins Middle & Mod Soccer	COS	Grass		X		X		Fall
Judkins Football	COS	Grass			X	X		Fall
Lakeridge	COS	Grass	X					Sp/Sum
Lakewood 1	COS	Grass	X					Sp/Sum
Lakewood Soccer	COS	Grass		X				Fall
Laurelhurst 1 & 2	COS	Grass	X					Sp/Sum
Laurelhurst Soccer	COS	Grass		X				Fall

C
APPENDIX

Field	*Field Owner	Surface	Baseball/ Softball	Soccer	Football	Other	Lighted	Season of Use
Lawton Park	COS	Grass	X					Sp/Sum
Lincoln Park 1 & 2 & 3	COS	Grass	X					Sp/Sum
Lincoln Park Cross Country	COS	Grass				X		Fall
Lincoln Park Soccer	COS	Grass		X	X			Fall
Lower Woodland 1	COS	Synthetic	X				X	Sp/Fall
Lower Woodland 3, 4, 5, & 6	COS	Grass	X			X	X	Sp/Fall
Lower Woodland 2	COS	Synthetic		X		X	X	Year Round
Lower Woodland 7	COS	Synthetic		X	X	X	X	Year Round
Lower Woodland Cross Country	COS	Grass/Dir t				X		Spr, Fall
Lower Woodland Track	COS	Cinder				X	X	Sp/Sum
Loyal Heights 1 & 2	COS	Synthetic	X				X	Sp/Sum
Loyal Heights Football	COS	Synthetic		X	X	X	X	Fall/Win
Madison	SPS	Synthetic	X	X	X	X	X	Year Round
Madrona	COS	Grass	X	X				Sp/Sum
Magnolia 1 & 2	COS	Grass	X				X	Sp/Sum
Magnolia 3, 4, 5, & 6	COS	Grass	X					Sp/Sum
Magnolia 6	COS	Grass		X				Sum/Fall
Magnolia Soccer NE & NW	COS	Grass		X		X		Sum/Fall
Magnolia Soccer South	COS	Grass		X			X	Fall
Magnuson 1, 2, 3, & 4	COS	Grass		X		X		Sp/Fall
Magnuson 5, 6, 7	COS	Synthetic		X		X	X	Year Round
Magnuson 8	COS	Synthetic	X					Sp/Fall
Magnuson 9	COS	Synthetic	X				X	Sp/Fall

C
APPENDIX

Field	*Field Owner	Surface	Baseball/ Softball	Soccer	Football	Other	Lighted	Season of Use
Maple Leaf 1	COS	Grass	X					Sp/Fall
Maple Leaf Soccer	COS	Grass		X				Fall
Maple Wood 1 & 2	COS	Grass	X					Sp/Sum
Maple Wood Soccer		Grass		X				Fall
McGilvra	SPS	Synthetic		X				Year Round
Meadowbrook 1, 2, & 3	COS	Grass	X					Sp/Sum
Miller 1 & 2	COS	Synthetic	X				X	Sp/Sum
Miller Soccer	COS	Synthetic		X		X	X	Year Round
Montlake 1	COS	Grass	X					Sum
Montlake Football & Soccer	COS	Synthetic		X	X	X		Year Round
Montlake Track	COS	Cinder				X		Sp/Sum
Nathan Hale Stadium	SPS	Synthetic		X	X	X	X	Year Round
Nathan Hale Track	SPS	Synthetic				X	X	Sp/Sum
North Acres 1 & 2	COS	Grass	X					Sp/Sum
North Acres Soccer	COS	Grass		X				Fall
North Beach 1	SPS	Grass	X					Sp/Sum
North Beach Soccer	SPS	Grass		X				Fall
Northgate 1, 2, 3, & 4	SPS	Grass	X					Sp/Sum
North Gate Soccer	SPS	Grass		X				Fall
Olympic Hills North	SPS	Grass	X					Sp/Sum
Olympic Hills Soccer	SPS	Grass		X				Sp/Sum
Pinehurst 1	COS	Grass	X					Sp/Sum
Pinehurst Soccer	COS	Grass		X				Fall
Queen Anne 1 & 2	COS	Grass	X			X	X	Sp/Sum
Queen Anne 3	COS	Grass	X					Sp/Sum
Queen Anne Soccer	COS	Grass		X			X	Sum/Fall

C
APPENDIX

Field	*Field Owner	Surface	Baseball/ Softball	Soccer	Football	Other	Lighted	Season of Use
Queen Anne Bowl	COS	Synthetic		X		X		Year Round
Queen Anne Bowl Track	COS	Cinder				X		Sp/Sum
Queen Anne East	COS	Grass	X	X				Sp-Fall
Rainier 1, 2, & 3	COS	Grass	X				X	Sp/Sum
Rainier Football	COS	Grass			X		X	Fall
Rainier Beach 1 & 2	COS	Grass	X					Sp/Sum
Rainier Beach Soccer	COS	Grass		X				Sum/Fall
Rainier Beach HS Baseball/ Softball	SPS	Synthetic	X				X	Sp/Sum
Rainier Beach HS Stadium	SPS	Synthetic		X	X	X	X	Year Round
Rainier Beach HS Track	SPS	Synthetic				X	X	Sp/Sum
Rainier Beach HS Utility Field	SPS	Grass		X	X			Sp/Sum
Ravenna 1	COS	Grass	X					Sp/Sum
Ravenna Soccer	COS	Grass		X				Fall
Riverview 1, 2, 3, & 4	COS	Grass	X					Sp/Sum
Riverview North & South	COS	Grass		X		X		Fall
Rogers 1	COS	Grass	X					Sp/Sum
Rogers Soccer	COS	Grass		X				Fall
Roosevelt	SPS	Synthetic		X	X	X	X	Year Round
Roosevelt Track	SPS	Synthetic				X	X	Sp/Sum
Ross, Lower	COS	Grass	X					Sp/Sum
Roxhill 1 & 2	COS	Grass	X					Sp/Sum
Roxhill Mod Soccer	COS	Grass		X				Fall
Roxhill Soccer	COS	Grass		X				Sp/Fall
Sam Smith (I-90)	COS	Grass		X				Sp/Fall
Salmon Bay	SPS	Synthetic		X				Year Round
Sealth Baseball & Softball	SPS	Synthetic	X				X	Sp/Fall
Sealth Stadium	SPS	Synthetic		X	X	X	X	Year Round
Sealth Track	SPS	Synthetic				X	X	Sp/Sum

C
APPENDIX

Field	*Field Owner	Surface	Baseball/ Softball	Soccer	Football	Other	Lighted	Season of Use
Sealth Utility Lower	SPS	Grass	X	X	X			Sp/Fall
Smith Cove	COS	Grass		X				Fall
Soundview 1, 2, 3, & 4	COS	Grass	X					Sp/Sum
Soundview Lower	COS	Grass		X	X	X		Sum/Fall
Soundview Upper	COS	Grass		X				Fall
South Park 1 & 2	COS	Grass	X					Sp/Sum
South Park Soccer	COS	Grass		X				Sp/Fall
Thornton Creek 1 & 2	SPS	Grass	X					Sp/Sum
Thornton Creek North & South Soccer	SPS	Grass		X				Fall
University 1	COS	Grass	X					Sp/Sum
University Soccer	COS	Grass		X				Fall
Van Asselt Elem	SPS	Synthetic		X		X		Year Round
Van Asselt 1 & 2	COS	Grass	X					Sp/Sum
Van Asselt Soccer	COS	Grass		X		X		Sum/Fall
View Ridge 1 & 2	COS	Grass	X					Sp/Sum
View Ridge Soccer	COS	Grass		X		X		Sum/Fall
View Ridge Elem Baseball	SPS	Grass	X					Sp/Sum
Wallingford	COS	Grass	X	X				Fall
Walt Hundley 1 & 2	COS	Grass	X			X		Sp/Sum
Walt Hundley Soccer	COS	Synthetic		X		X	X	Year Round
Washington Park Soccer	COS	Synthetic		X			X	Year Round
Washington Park 1 & 2	COS	Synthetic	X				X	Sp/Sum
West Seattle Stadium	COS	Grass			X		X	Fall

C
APPENDIX

Field	*Field Owner	Surface	Baseball/ Softball	Soccer	Football	Other	Lighted	Season of Use
West Seattle Stadium Track	COS	Synthetic				X	X	Sp/Sum
West Woodland 1	SPS	Grass	X					Spr
West Woodland Soccer	SPS	Grass		X				Fall
Whitman Baseball	SPS	Synthetic	X				X	Sp/Fall
Whitman Soccer	SPS	Synthetic		X		X	X	Year Round
Whitman Track	SPS	Synthetic				X		Sp/Sum

APPENDIX D – Parks Department Refund Policy

Department Policy & Procedure



Subject: Refund Policy (for community centers, swimming pools, small craft centers and other recreational providers)		Number 060-P 7.16
		Effective 1/9/2013
		Supersedes 3/15/2001
Approved: A <u>current</u> , approved, signed copy of this policy can be found on the Seattle Parks web site, located at: http://www.seattle.gov/parks/reservations/feesandcharges/refunds.htm	Department: Parks and Recreation & The Associated Recreation Council	Page 1 of 3

SUMMARY

For community centers, swimming pools, small craft centers, outdoor spaces, sports fields and other recreation providers, it is the policy of Seattle Parks and Recreation and the Associated Recreation Council that:

- *A full refund will be issued for any program, activity, or reservation that is cancelled for any reason by the Department or the Associated Recreation Council.*
- *Any person who registers for a PROGRAM and who requests a refund before the second class session may receive a prorated refund minus a service charge.*
- *Any person who registers for an ACTIVITY and who requests a refund 14 days or more before its start, may receive a refund minus a service charge.*
- *Any person who schedules a STANDARD RENTAL of a recreation facility and who cancels at least 15 days in advance is entitled to a partial refund.*
- *Any person who schedules a rental of a SPECIAL AMENITY FACILITY and who cancels at least 90 days in advance is entitled to a partial refund.*
- *Any person who reserves a SPORTS FIELD must provide 14 days advance notice of cancellation to be entitled to a full refund.*
- *ADULT SPORTS LEAGUES may receive a partial refund if the cancellation notice is received prior to the league starting and if a replacement team is found.*

Portions of this summary will be included in printed materials where applicable with reference to encourage customers to read the entire policy for specific information. This policy is Appendix D to the adopted Fees and Charges Ordinance for Seattle Parks and Recreation.

1.0 DEFINITIONS:

“Activity” is the term applied to a day camp, school-age or preschool care, trip, overnight camp or special event operated by Seattle Parks and Recreation or Associated Recreation Council or other authorized providers.

“Booking Fee” is an established fee found in the adopted Fees and Charges Ordinance for Seattle Parks and Recreation as a requirement when requesting a facility rental.

“ARC” is the Associated Recreation Council operating programs at Seattle Parks and Recreation facilities under a Master Use Agreement with the City of Seattle.

“Cancellation” is a case in which the Department does not operate a program as originally planned and/or scheduled and results in a refund to the customer without a service charge applied.

“Damage Deposit” is an established fee found in the adopted Fees and Charges Ordinance for Seattle Parks and Recreation usually required as a deposit for facility rentals.

“Fees and Charges” are City fees adopted by City Council as a City of Seattle Ordinance establishing fees and charges for Seattle Parks and Recreation.

“Program” is the term for a series of classes which may include swimming instruction, youth sports, ARC recreation classes or other similar recreation class series.

“Refund” is the direct payment of money or a credit to a customer account. If payment was made by cash or check, a refund will be processed through the Accounting office and may take approximately three weeks. If payment is made through credit card, the refund will be processed within 48 hours of the request.

“Transfer” is the process of withdrawing from one program and enrolling in a different program.

2.0 PROGRAM

2.1 CANCELLATION: It is the policy of Seattle Parks and Recreation and Associated Recreation Council to make a full refund to participants who register for a class, camp, special event or program that is canceled by the Department or Advisory Council for any reason.

2.2 CANCELLATION OF ONE SESSION: In the event of an unplanned cancellation of a single session of a program, that class will be rescheduled whenever possible. If it cannot be rescheduled, the participant will receive a refund.

2.3 DROPPING A PROGRAM BEFORE SECOND SESSION: A participant may be issued a refund if he/she withdraws from a program, and notifies the program coordinator, prior to the second class session. The facility will retain the pro-rated class fee plus a service charge of \$5.00 or 10% of the fee, whichever is greater.

2.4 DROPPING A PROGRAM AFTER SECOND SESSION: If a participant withdraws from a program after the second session of a series, no refund will be given.

3.0 ACTIVITY

3.1 BEFORE, AFTERSCHOOL, AND PRESCHOOL CHILD CARE PROGRAMS: A participant may be issued a refund, less the deposit amount for the activity, if he/she withdraws from a before and/or after school, or preschool child care program if he/she notifies the program coordinator at least fourteen (14) days prior to the beginning date of the program. No refunds will be made for requests received less than fourteen (14) days prior to the beginning of the program. For School Aged Care and preschool program days canceled by the Department due to weather related circumstances, NO credit/refund will be issued for the first two canceled days over the course of the school year. A credit will be issued for the 3rd or additional canceled days.

3.2 DAY CAMPS, OVERNIGHT CAMPS, TRIPS AND EVENTS REFUND: A participant may be issued a refund, less the deposit amount, if he/she withdraws from a youth or teen camp, an overnight camp, trip or event, and notifies the program coordinator at least fourteen (14) days prior to the beginning date of the camp. No refunds will be made for

D APPENDIX

requests received within fourteen (14) days prior to the beginning of the camp. No refunds will be made for food, supplies, or materials fees.

4.0 STANDARD RENTAL

- 4.1 FACILITY RENTALS: Standard Recreation Facility Rental to include Community Centers, Pools, Environmental Learning Centers.
- 4.2 A renter may be issued a refund for a cancelled rental, minus the application booking fee and a cancellation service charge using the following timetable:

31+ days notice of cancellation	Booking Fee, plus \$50 fee is retained by Dept
15-30 days notice of cancellation	Booking Fee, plus 50% of the rental fee is retained by Dept. Damage deposit is refunded.
14 days or less notice of cancellation	No refund given

5.0 SPECIAL AMENITY FACILITIES

- 5.1 FACILITY RENTALS: Special Amenity Facilities include Alki Bathhouse, Golden Gardens Bathhouse, Mount Baker Rowing and Sailing Center, Dakota Place Park Building, Pritchard Bathhouse, Ward Springs Pumphouse, Cal Anderson Shelterhouse and other identified facilities.
- 5.2 A renter may be issued a refund for a cancelled rental, minus the application booking fee and a cancellation service charge using the following timetable:

181+ days notice of cancellation	Booking Fee, plus \$50 fee is retained by Dept
180-91 days notice of cancellation	Booking Fee, plus Damage Deposit is retained by Dept
90 days or less notice of cancellation	No refund given

6.0 SPORTS FIELDS

- 6.1 Field cancellations must be made at least 14 days in advance of usage to get a full refund or credit.
- 6.2 If the Department closes a field for any reason, or if lights do not operate as expected, or if there is a conflict in the scheduled use of a field, a full refund or credit for the missed use will be provided.

7.0 ADULT SPORTS LEAGUES

If a team drops from league play after the deposit is paid and before the final payment is due, a refund will be issued only if a team is found to take the place of the team that wishes to drop from league play. Parks will retain a service charge of the greater of the deposit or 10% of the league fee. No refunds will be issued after the final payment is made and/or final schedules are drawn.

8.0 MERCHANDISE AND FOOD

We are unable to issue refunds for clothing, personal items, supplies or food items, unless there is a product defect. Exchanges may be made for defective products.

D APPENDIX

9.0 EXCEPTIONS

No refund is available for some designated programs, activities or services, which may include deposits for registration, regattas, rentals, outdoor events, ceremonies or picnics. Information on any specific exception is available from Parks and Recreation staff prior to payment or purchase.

SUMMARY and FISCAL NOTE*

Department:	Dept. Contact/Phone:	CBO Contact/Phone:
Seattle Parks and Recreation	Amy Williams/684-4135	Anna Hurst/733-9317

** Note that the Summary and Fiscal Note describes the version of the bill or resolution as introduced; final legislation including amendments may not be fully described.*

1. BILL SUMMARY

Legislation Title: AN ORDINANCE relating to Seattle Parks and Recreation; establishing the 2022 fee schedule for the use of park properties and other park and recreation facilities and services; and superseding previous park and recreation fee schedules.

Summary and background of the Legislation: SPR's fees and charges provide financial support for SPR programs, facilities, and park grounds. The SPR Fee Schedule transmitted by this legislation includes administrative changes to certain sections of the fee schedule summarized below and included in the accompanying legislation as Attachment 2. There are no financial impacts related to these changes.

- Removed 2021 fees in all applicable sections.
- Streamlined tables and chairs rental fees at Magnuson Park.
- Updated language for artist studios to memorialize current rental policy.
- Removed outdated language on view tree pruning permits.
- Updated Appendix C to reflect current field inventory.
- Corrected various typos and formatting errors.

2. CAPITAL IMPROVEMENT PROGRAM

Does this legislation create, fund, or amend a CIP Project? ___ Yes ☒ No

3. SUMMARY OF FINANCIAL IMPLICATIONS

Does this legislation amend the Adopted Budget? ___ Yes ☒ No

Does the legislation have other financial impacts to the City of Seattle that are not reflected in the above, including direct or indirect, short-term or long-term costs?
This legislation does not have any other indirect financial impacts.

Is there financial cost or other impacts of *not* implementing the legislation?
The legislation is required to allow the department to assess program and facility fees in order to generate the revenues necessary to support a portion of Park Fund expenses.

If there are no changes to appropriations, revenues, or positions, please delete sections 3.a., 3.b., and 3.c. and answer the questions in Section 4.

3.a. Appropriations

☐ This legislation adds, changes, or deletes appropriations.

3.b. Revenues/Reimbursements

☒ This legislation adds, changes, or deletes revenues or reimbursements.

Anticipated Revenue/Reimbursement Resulting from this Legislation:

Fund Name and Number	Dept	Revenue Source	2021 Existing Revenue	2022 Estimated Revenue
Park Fund: 10200	SPR	Use Fees	\$29,196,276	\$33,749,655
TOTAL				

Is this change one-time or ongoing?

There are no revenue changes associated with the legislation.

Revenue/Reimbursement Notes:

3.c. Positions

☐ This legislation adds, changes, or deletes positions.

4. OTHER IMPLICATIONS

a. Does this legislation affect any departments besides the originating department?

No, this legislation does not directly affect any other department.

b. Is a public hearing required for this legislation?

A public hearing is not required.

c. Is publication of notice with *The Daily Journal of Commerce* and/or *The Seattle Times* required for this legislation?

No, a notice in either publication is not required.

d. Does this legislation affect a piece of property?

This legislation does not affect a piece of property.

e. Please describe any perceived implication for the principles of the Race and Social Justice Initiative. Does this legislation impact vulnerable or historically disadvantaged communities? What is the Language Access plan for any communications to the public?

An approach for all park programs and facilities has been developed that ranges from free (high community value) to varying recoveries of costs (high personal value). Social equity is built into that pricing to ensure that there is access to a range of programs and activities. SPR

also prioritizes recreational scholarships in Park District planning which supplement fee pricing at pools and fields.

f. Climate Change Implications

1. Emissions: Is this legislation likely to increase or decrease carbon emissions in a material way?

This legislation is administrative in nature and does have impacts on carbon emissions.

2. Resiliency: Will the action(s) proposed by this legislation increase or decrease Seattle's resiliency (or ability to adapt) to climate change in a material way? If so, explain. If it is likely to decrease resiliency in a material way, describe what will or could be done to mitigate the effects.

This legislation is administrative in nature and does not increase or decrease resiliency to climate change.

g. If this legislation includes a new initiative or a major programmatic expansion: What are the specific long-term and measurable goal(s) of the program? How will this legislation help achieve the program's desired goal(s).

This legislation is not proposing a new initiative or major programmatic expansion.

List attachments/exhibits below:

Summary Attachment 1 – Changes from the 2021-2022 Adopted Fee Schedule to the Proposed 2022 Fee Schedule

Changes from the Adopted 2021-2022 Fee Schedule to the Proposed 2022 Fee Schedule

The table below identifies all Department of Parks and Recreation proposed fees included in Attachment 1 that are changed from 2021-2022 Adopted fees. Changes are noted for Proposed 2022 fees when compared to Adopted 2021-2022 fees.

Facility/Area	Service	Page # in 2022 Schedule	Description		Adopted 2021-2022 Fee	Proposed 2022 Fee	Comments
All			Removed 2021 fees		N/A	N/A	
Magnuson	Rentals	28	Updated language for artist studios		N/A	Not to exceed 75% of market rate	Previous policy that is being memorialized in the Fees & Charges document. Intent is to preserve the presence of the arts in Magnuson Park.
Magnuson	Rentals	28	Updated Tables and Chairs fees		Pricing each per table and chair	Tiered pricing for tables and chairs	Change to tiered pricing will streamline the table and chair process for staff and customers.
View Tree Pruning Permit	Permits	40	Removed language on View Tree Pruning Permits		N/A	N/A	Any requests related to view tree pruning are now applied for via a Revocable Non-Park Use Permit, fee schedule is found on page 40.
Athletic Fields	Athletic Fields	Appendix C	Updated Field Inventory		N/A	N/A	Updated Field Inventory
All	All	Various	Removed 2021 fees		N/A	N/A	Removed 2021 fees from document
All	Various	Various	Administrative Changes		N/A	N/A	Updated typos, spelling, formatting, etc

Changes from the Adopted 2021-2022 Fee Schedule to the Proposed 2022 Fee Schedule

The table below identifies all Department of Parks and Recreation proposed fees included in Attachment 1 that are changed from 2021-2022 Adopted fees. Changes are noted for Proposed 2022 fees when compared to Adopted 2021-2022 fees.



Legislation Text

File #: CB 120193, **Version:** 1

CITY OF SEATTLE

ORDINANCE _____

COUNCIL BILL _____

AN ORDINANCE relating to Seattle Parks and Recreation (SPR); authorizing an administrative amendment to Ordinance 115859, which established the Beach Maintenance Trust Fund (70200) as a subsidiary fund of the Shoreline Park Improvement Fund (SPIF) (33110), which fund was established by Ordinance 115496 as part of the settlement agreement with the Municipality of Metropolitan Seattle (“Metro”) for the construction of the West Point and Alki secondary sewage projects, and which expired in January 2011.

WHEREAS, Ordinance 115496 established the Shoreline Park Improvement Fund (SPIF) (33110) in January 1991 to receive \$30,000,000 in local improvement funds from the Municipality of Metropolitan Seattle (“Metro”) together with any accrued interest to mitigate the loss of potential shoreline recreation, access, and other unavoidable impacts at West Point; and

WHEREAS, the principal use of the fund was to enhance public use of, access to, and access along bodies of water, including the acquisition, construction, expansion, and rehabilitation of saltwater beaches; and

WHEREAS, Ordinance 115496 referenced a \$2,000,000 allocation of the local improvement funds to a permanent trust fund intended to maintain beaches in their original or restored condition; and

WHEREAS, Ordinance 115859 established the Beach Maintenance Trust Fund (70200) and appropriated \$2,000,000 from the Shoreline Park Improvement Fund (SPIF) (33110) to be held in permanent trust with expenditures made only from the interest earnings on the fund; and

WHEREAS, the Shoreline Park Improvement Fund (33110) was set to expire 20 years after it was established or by January 2011; and

WHEREAS, proceeds in the Shoreline Park Improvement Fund (33110) have been fully spent down; and

WHEREAS, Ordinance 125895 appropriated \$325,000 from the Beach Maintenance Trust Fund (70200) to the Building For the Future budget summary level (BC-PR-20000), to purchase waterfront property at NE 130th Street in Seattle; and

WHEREAS, Ordinance 126210 appropriated \$250,000 from the Beach Maintenance Trust Fund (70200) to the Fix It First budget summary level (BC-PR-40000), to support the Be'er Sheva Park Improvement Project; and

WHEREAS, Ordinance 126237 appropriated the remaining \$1,520,000 from the Beach Maintenance Trust Fund (70200) to the Building For The Future budget summary level (BC-PR-20000), to support the Waterfront Development Project; and

WHEREAS, Ordinance 115859 must be administratively amended to remove the requirement to hold funds in a permanent trust commensurate with the expiration of the Shoreline Park Improvement Fund (33110) in January 2011; NOW, THEREFORE,

BE IT ORDAINED BY THE CITY OF SEATTLE AS FOLLOWS:

Section 1. Section 3 of Ordinance 115859 is amended as follows:

Section 3. The sum of Two Million Dollars (\$2,000,000) is hereby appropriated from the Shoreline Park Improvement Fund and deposited in the Beach Maintenance Trust Fund and the ((City Comptroller)) Director of Finance and Administrative Services is authorized to draw and the city Treasurer to pay the necessary warrants and make the necessary transfers. ~~((The principal sum shall be held in permanent trust and expenditures from the Beach Maintenance Trust Fund shall be made only from the earnings thereon, as contemplated in Section 2 hereof.))~~

Section 2. This ordinance shall take effect and be in force 30 days after its approval by the Mayor, but if not approved and returned by the Mayor within ten days after presentation, it shall take effect as provided by Seattle Municipal Code Section 1.04.020.

Passed by the City Council the _____ day of _____, 2021, and signed by
me in open session in authentication of its passage this _____ day of _____, 2021.

President _____ of the City Council

Approved / returned unsigned / vetoed this _____ day of _____, 2021.

Jenny A. Durkan, Mayor

Filed by me this _____ day of _____, 2021.

Monica Martinez Simmons, City Clerk

(Seal)

SUMMARY and FISCAL NOTE*

Department:	Dept. Contact/Phone:	CBO Contact/Phone:
Seattle Parks and Recreation	Amy Williams/684-4135	Anna Hurst/733-9137

1. BILL SUMMARY

Legislation Title: AN ORDINANCE relating to Seattle Parks and Recreation (SPR); authorizing an administrative amendment to Ordinance 115859, which established the Beach Maintenance Trust Fund as a subsidiary fund of the Shoreline Park Improvement Fund (SPIF) (33110), which fund was established by Ordinance 115496 as part of the settlement agreement with the Municipality of Metropolitan Seattle (“Metro”) for the construction of the West Point and Alki secondary sewage projects, and which expired in January 2011.

Summary and background of the Legislation: In January 1991, the City entered into a mitigation agreement with, at the time, the Municipality of Metropolitan Seattle (now King County Metro) for the construction of West Point (Discovery Park) and Alki sewage treatment plants. Per Ordinance 115496, the city established the Shoreline Park Improvement Fund (SPIF) to receive and spend mitigation funds which was set to expire 20 years later, or by January 2011 (Section 2 of the Shoreline Improvement Fund Agreement).

The principal use of the SPIF Fund was to enhance public use of, access to, and access along bodies of water. It was to be used for projects that compensate for the impact of the sewage plants by replacing, enhancing, or providing substitute resources for environments. Within that category of use, the first priority was for the acquisition, construction, expansion, and rehabilitation of saltwater beaches. Acquisitions and improvements that provide or increase public access to bodies of fresh water was also eligible. Proceeds in the SPIF fund (33110) have been fully spent down.

In September 1991, as part of the settlement agreement, the City also created a permanent Beach Maintenance Trust Fund (70200) and appropriated \$2 Million to it from the Shoreline Park Improvement Fund (SPIF) (Ordinance 115859). The mitigation fund balance was to remain at \$2 Million; with the intent interest earned on this principal would be used for beach restoration projects throughout the city.

The Beach Maintenance Trust Fund has been fully appropriated to various projects in accordance with the allowable uses of the funds as described below. However, at the time, Ordinance 115859 which established the Beach Maintenance Trust Fund in 1991 was not simultaneously amended to remove the language stating the fund was to remain as a permanent trust fund. Therefore, this administrative amendment to Section 3 of Ordinance 115859 is needed to eliminate the restriction in accordance with the expiration of the SPIF Settlement Agreement.

- As part of the 2019 supplemental budget process, Ordinance 125895 appropriated \$325,000 to support a shoreline acquisition at NE 130th St.

- As part of the 2020 supplement budget process Ordinance 126210 appropriated \$250,000 to support the Be'er Sheva Park Improvement project.
- As part of the 2021 budget process, Ordinance 126237 appropriated \$1.52M in remaining funds to the Waterfront Piers Rehabilitation project.

2. CAPITAL IMPROVEMENT PROGRAM

Does this legislation create, fund, or amend a CIP Project? ☐ Yes ☒ No

3. SUMMARY OF FINANCIAL IMPLICATIONS

Does this legislation amend the Adopted Budget? ☐ Yes ☒ No

Does the legislation have other financial impacts to The City of Seattle that are not reflected in the above, including direct or indirect, short-term or long-term costs?

The legislation reflects a technical change to an outdated ordinance and does not have financial impacts.

Is there financial cost or other impacts of *not* implementing the legislation?

If this legislation is not implemented, the City may be at risk of audit findings on the Beach Maintenance Trust Fund.

4. OTHER IMPLICATIONS

a. Does this legislation affect any departments besides the originating department?

This legislation was developed in partnership with the Finance and Administrative Services Department's Citywide Accounting Division.

b. Is a public hearing required for this legislation?

No, a public hearing is not required.

c. Is publication of notice with *The Daily Journal of Commerce* and/or *The Seattle Times* required for this legislation?

A notice is not required.

d. Does this legislation affect a piece of property?

No, this legislation does not affect a piece of property.

e. Please describe any perceived implication for the principles of the Race and Social Justice Initiative. Does this legislation impact vulnerable or historically disadvantaged communities? What is the Language Access plan for any communications to the public?

This legislation is administrative in nature and does not have RSJI implications.

f. Climate Change Implications

1. Emissions: Is this legislation likely to increase or decrease carbon emissions in a material way?

This legislation is administrative in nature and does not have climate change implications.

2. Resiliency: Will the action(s) proposed by this legislation increase or decrease Seattle's resiliency (or ability to adapt) to climate change in a material way? If so, explain. If it is likely to decrease resiliency in a material way, describe what will or could be done to mitigate the effects.

This legislation is administrative in nature and does not have climate change implications

g. If this legislation includes a new initiative or a major programmatic expansion: What are the specific long-term and measurable goal(s) of the program? How will this legislation help achieve the program's desired goal(s)?

This legislation does not include a new initiative or programmatic expansion.

List attachments/exhibits below:

None



Legislation Text

File #: CB 120194, **Version:** 1

CITY OF SEATTLE

ORDINANCE _____

COUNCIL BILL _____

AN ORDINANCE relating to King County Conservation Futures Levy proceeds; authorizing the Mayor to enter into a new Interlocal Cooperation Agreement between The City of Seattle and King County to allow for the acceptance of Conservation Futures Levy funds; authorizing the deposit of 2020 and 2021 allocations from King County Conservation Futures Levy proceeds into The City of Seattle's Parks Fund.

WHEREAS, King County Conservation Futures Levy (CFL) funds are collected throughout King County as a dedicated portion of property taxes for the acquisition of open space and natural resource lands; and

WHEREAS, in 1990, City Ordinance 114978 authorized the CFL Interlocal Cooperation Agreement ("CFL Interlocal") with King County to govern the receipt and use of CFL proceeds, and to define the specific projects ("Projects") approved by King County for acquisition using CFL proceeds; and

WHEREAS, each year the City and King County amended the CFL Interlocal to add Projects and to provide for additional allocations of CFL proceeds; and

WHEREAS, in order to add language for the use of bond proceeds, make consistent with King County Code, and other technical details, on November 13, 2018, the King County Council passed Ordinance 18827, which authorizes the County Executive to execute a new CFL Interlocal (Attachment A to this ordinance); and

WHEREAS, on November 20, 2019, the King County Council passed Ordinance 19021, which appropriated a total of \$3,225,000 in 2020 Conservation Futures Levy proceeds to The City of Seattle for the Bitter Lake Urban Village Park, Duwamish River Shoreline Acquisition: Unity Electric award, Duwamish River Shoreline Acquisition: Silver Bay award, Terry Pettus Park Addition, Thornton Creek: North

Branch, and Thornton Creek: South Branch projects; and

WHEREAS, on November 20, 2019, the King County Council passed Ordinance 19021, which reallocated \$558,076 to The City of Seattle for the South Park Plaza and the North Rainier Town Center Park projects; and

WHEREAS, on November 17, 2020, the King County Council passed Ordinance 19210, which appropriated a total of \$2,937,700 in 2021 Conservation Futures Levy proceeds to The City of Seattle for the East Duwamish Greenbelt: Brick Pits, Lakeridge Park Addition, and East Duwamish Greenbelt: South Chicago Street projects, and the Turner-Koepp House and Garden Conservation Easement; and

WHEREAS, on November 17, 2020, the King County Council passed Ordinance 19210, which reallocated \$265,000 to The City of Seattle for the Duwamish River Shoreline Acquisition: Unity Electric Award, and North Beach Natural Area Projects; NOW, THEREFORE,

BE IT ORDAINED BY THE CITY OF SEATTLE AS FOLLOWS:

Section 1. The Mayor or the Mayor's designee is authorized to execute a new Conservation Futures Interlocal Agreement ("Interlocal") with King County, substantially in the form of Attachment A to this ordinance, to provide for the City's receipt and use of up to \$3,225,000 from the 2020 allocations of King County CFL proceeds and the reallocation of up to \$558,076; and up to \$2,937,700 from the 2021 allocations of King County CFL proceeds and the reallocation of up to \$265,000.

Section 2. Funds received pursuant to the Interlocal shall be deposited as follows:

Fund	Department	Budget Control Level/ Capital Improvement Program	Amount (Up To)
Parks Fund (33860)	Seattle Parks and Recreation	Metropolitan Park District (PRK730306)	\$6,985,776

Section 3. This ordinance shall take effect and be in force 30 days after its approval by the Mayor, but if not approved and returned by the Mayor within ten days after presentation, it shall take effect as provided by Seattle Municipal Code Section 1.04.020.

Passed by the City Council the _____ day of _____, 2021, and signed by
me in open session in authentication of its passage this _____ day of _____, 2021.

President _____ of the City Council

Approved / returned unsigned / vetoed this _____ day of _____, 2021.

Jenny A. Durkan, Mayor

Filed by me this _____ day of _____, 2021.

Monica Martinez Simmons, City Clerk

(Seal)

Attachments:

Attachment A - Interlocal Cooperation Agreement between King County and The City of Seattle for
Conservation Futures-Funded Open Space Acquisition Projects
Exhibit A - 2019 and 2020 Reallocation, 2020 and 2021 Allocation
Exhibit B - Tax Covenants
Exhibit C - CFT Interlocal Amendment Template

**INTERLOCAL COOPERATION AGREEMENT
BETWEEN KING COUNTY AND THE CITY OF SEATTLE
FOR CONSERVATION FUTURES-FUNDED
OPEN SPACE ACQUISITION PROJECTS**

THIS INTERLOCAL COOPERATION AGREEMENT is a grant agreement entered into between the CITY OF SEATTLE (“City”) and KING COUNTY (“County”).

Article I. Recitals

On February 27, 1989, the King County Council passed Ordinance 8867, which established a process to allocate the proceeds of the Conservation Futures Fund.

On September 21, 1989, the King County Council passed Ordinance 9128, which established a Conservation Futures Levy Fund to provide for the receipt and disbursement of Conservation Futures tax levy proceeds and established conditions for use of the Fund, including conditions covering allowable cost and expenses.

On July 21, 2003, the King County Council passed Ordinance 14714, authorizing funding allocation procedures for King County Conservation Futures tax levy collections and amending Ordinance 8867, Section 2, as amended.

The Conservation Futures Advisory Committee has recommended an allocation of Conservation Futures proceeds to specific projects from the Conservation Futures Levy Fund following notification to the cities that proceeds were available, provision of an opportunity for the cities to respond and receipt by the committee of requests for funding, all pursuant to Ordinance 8867, as amended by Ordinance 14714.

Starting in 1990 and through 2017, the King County Executive, as authorized by the King County Council, executed Interlocal Cooperation Agreements with the cities of Auburn,

Bellevue, Black Diamond, Bothell, Burien, Carnation, Covington, Des Moines, Duvall, Enumclaw, Federal Way, Issaquah, Kenmore, Kent, Kirkland, Lake Forest Park, Mercer Island, Milton, Newcastle, Normandy Park, North Bend, Pacific, Redmond, Renton, Sammamish, Seattle, Shoreline, Snoqualmie and Tukwila, and Vashon Park District. Many of these agreements were amended over time to add new projects.

The existing Interlocal Cooperation Agreements remain in place with an indefinite term for the projects for which Conservation Futures proceeds were disbursed. The agreements require the properties to be maintained as open space in perpetuity.

The King County Council, by Ordinance 18978, has approved a new Interlocal Cooperation Agreement for future projects in order to add terms for the use of bond proceeds for certain projects, achieve consistency between the agreement and the King County Code, and make other technical changes.

Pursuant to chapter 39.34 RCW, the parties agree to the following:

Article II. Definitions

1. Open Space

The term “open space” or “open space land” means: (a) any land area so designated by an official comprehensive land use plan adopted by any city or county and zoned accordingly; or (b) any land area, the preservation of which in its present use would (i) conserve and enhance natural or scenic resources, or (ii) protect streams or water supply, or (iii) promote conservation of soils, wetlands, beaches or tidal marshes, or (iv) enhance the value to the public of abutting or neighboring parks, forests, wildlife reserves, natural reservations or sanctuaries or other open space, or (v) enhance recreational activities, or (vi) preserve historic sites, or (vii) preserve visual quality along highway, road, and street corridors or scenic vistas, or (viii) retain

in its natural state tracts of land of not less than one acre situated in an urban area and open to public use on such conditions as may be reasonably required by the legislative body granting the open space classification, or (c) any land meeting the definition of farms and agricultural conservation under subsection (8) of RCW 84.34.020. As a condition of granting open space classification, the legislative body may not require public access on land classified under (b) (iii) of this subsection for the purpose of promoting conservation of wetlands.

2. Project

The term “Project” means the specific projects described in Exhibit A or added by follow-on amendments to disburse proceeds pursuant to Section 8.2 of this agreement.

3. Conservation Futures

The term “Conservation Futures” means developmental rights which may be acquired by purchase, gift, grant, bequest, devise, lease or otherwise, except by eminent domain, and may consist of fee simple or any lesser interest, development right, easement, covenant, or other contractual right necessary to protect, preserve, maintain, improve restore, limit future use of, or otherwise conserve open space land, all in accordance with chapter 84.34 RCW and K.C.C. chapter 26.12.

Article III. Purpose of the Agreement

The purpose of this agreement is to create a cooperative arrangement between the City and the County relating to the Project and to define the terms and conditions governing both parties’ obligations created by this agreement.

Article IV. Term of Agreement

This agreement shall be continued in full force and effect and binding upon the parties hereto upon execution of the agreement by both parties. The terms of the agreement shall be

indefinite. The agreement will be terminated if the City is unable or unwilling: 1) to expend the proceeds provided through this agreement; 2) to satisfy the matching requirements contained in this agreement; and 3) upon reimbursement by the City to the County of all unexpended proceeds provided by the County pursuant to this agreement in the manner and amounts described below and payment of all amounts due pursuant to Section 8.1.

Article V. Conditions of Agreement

Section 5.1 -- Project Descriptions. Proceeds available pursuant to this agreement may be used only for the Projects listed in Exhibit A, such substituted Projects as may be approved by the County as set forth below, or Projects added by follow-on amendments to disburse proceeds pursuant to Section 8.2 of this agreement. All County funded Projects must meet open space criteria as described in chapter 84.34 RCW and K.C.C. chapter 26.12.

Section 5.2 -- Use of Proceeds. Proceeds provided to the City pursuant to this agreement as well as moneys provided by the City as match pursuant to this agreement may be used only to pay capital costs related to property acquisition. Those costs include appraisals, title searches, negotiations, administrative overhead, and the cost of actual acquisition or purchase options, and all other costs meeting the requirements of K.C.C. 26.12.010. The City shall have the property valued by an appraisal performed by an independent state-certified real estate appraiser with a current general real estate appraiser license, and reviewed by an independent state-certified general real estate appraiser. In requesting reimbursement of proceeds for the Project, the City shall demonstrate to the County compliance with this Section 5.2. Proceeds utilized pursuant to this agreement may not be used to purchase land obtained through the exercise of eminent domain.

Section 5.3 -- Completion/Substitution/Deletion of Projects. The City shall complete the Project described in Section 5.1 of this Agreement within a two year period from the effective date of the County ordinance appropriating funding for the Project. If the City does not meet this two year requirement, unless the City demonstrates to the Advisory Committee a compelling reason for continuance of CFT funding for the Project beyond the two-year limit or a reprogramming request is timely approved as provided for below, the County shall be released from any obligation to fund the Project, and the County in its sole discretion may reallocate such proceeds for other projects in other jurisdictions. The City may submit specific requests for project reprogramming to the County for its approval within the two year period. All projects proposed for reprogramming must meet open space criteria as described in chapter 84.34 RCW and K.C.C. chapter 26.12, be submitted for recommendation by the County's Advisory Committee or its successor, and be approved by action of the King County Council. All reprogramming requests shall be submitted to the County's Department of Natural Resources and Parks, Open Space Acquisitions Unit, or its successor.

Section 5.4 -- Eminent Domain. If any Project requires the exercise of eminent domain to acquire the property, all proceeds provided pursuant to this agreement plus accrued interest on such proceeds shall be reprogrammed as provided in this agreement or repaid to the County.

Article VI. Responsibilities of the City

Section 6.1 -- Matching Requirements. Except for acquisitions of property interests in opportunity areas, as defined by K.C.C. 26.12.003, any Project funded by Conservation Futures Levy proceeds shall be supported by the City in which the Project is located with a matching contribution, which is no less than the amount of Conservation Futures Levy proceeds allocated to the Project. This contribution may be in the form of cash, land match with a valuation verified

by an appraisal by an independent state-certified real estate appraiser with a current general real estate appraiser license, or the cash value, excluding King County conservation futures contributions, of other open spaces acquired within the previous two years from the date of submittal of the application by the City. The appraisal, to be reviewed, shall have been performed within two years of the application deadline set for the annual allocation of conservation futures tax levy proceeds under which the Property received funding. Properties considered as land match or cash value of other open space acquisitions should be directly linked to the property under application. Any City match, other than cash, shall require County approval. County approval and County acceptance of the City's match will be transmitted in writing to the City by the County's Designated Representative.

Section 6.2 -- Reporting. All proceeds received pursuant to this agreement and accrued interest therefrom will be accounted for separately from all other City moneys, accounts and moneys. Until the property described in the Project is acquired and all proceeds provided pursuant to this agreement have been expended, the City shall provide the reports required by K.C.C. 26.12.035.

Section 6.3 -- Disposition of Remaining Proceeds. If the City does not expend all proceeds obligated to be provided through this agreement and no substitute project is requested or approved as to the excess proceeds, such proceeds, if held by the City, shall be refunded to the County. For purposes of this section, "proceeds" shall include all moneys obligated to be provided by the County plus interest accrued by the City on such moneys. Any proceeds in excess of those required to be provided by the County for the actual costs of the Project shall remain with the County for use in its sole discretion.

Section 6.4 -- Maintenance in Perpetuity. Except as provided in this Section 6.4, the City, and any successor in interest, agree to maintain properties acquired with proceeds provided pursuant to this agreement as open space in perpetuity and, as required by the County, to include in the real property records notice of this restriction. Projects carried out by the City in whole or in part with funds provided for under the terms of this agreement shall not be transferred or conveyed except by agreement with an agency or nonprofit organization as defined in K.C.C. 26.12.003, which shall provide that the land or interest in land shall be continued to be used for the purposes of K.C.C. chapter 26.12, and in strict conformance with the uses authorized under chapter 84.34 RCW.

The City shall not change the status or use of properties acquired with proceeds provided pursuant to this agreement unless the City provides equivalent lands or cash in exchange for the land to be changed to a different use. The land shall be valued in its changed status or use, and not based upon its value as open space, and the replacement land or payment amount must be approved by the County. If requested by the County, at its own cost the City will provide the County an appraisal performed within the previous year by an independent state-certified real estate appraiser with a current general real estate appraiser license. The value established by the appraisal will not be binding on the County. If the County approves replacement land, the City shall complete the replacement within one year of approval. If the County approves cash reimbursement, the City shall pay the County within 90 days of approval.

Section 6.5 – Tax Covenants. The City acknowledges that proceeds provided by the County for a Project may be proceeds of tax-exempt bonds (the “Bonds”) subject to certain requirements of the Internal Revenue Code of 1986, as amended (the “Tax Code”), including any implementing regulations and any administrative or judicial interpretations. The City will

comply with Tax Code requirements, including those set forth in Exhibit B, which is incorporated herein, applicable to Bond-financed Projects identified in Exhibit A, which is incorporated herein, as well as Bond-financed Projects identified in subsequent amendments to this agreement.

Article VII. Responsibilities of the County

Subject to the terms of this agreement, the County will provide Conservation Futures Tax Levy proceeds in the amounts and for the Projects identified in Exhibit A as well as in those amounts and for those Projects identified in subsequent amendments to this agreement. The City may request additional proceeds; however, the County has no obligation to provide proceeds to the City in excess of the amount shown in Exhibit A. The County assumes no obligation for future support of the Project described herein except as expressly set forth in this agreement.

Article VIII. Other Provisions

Section 8.1 -- Hold Harmless and Indemnification.

A. The County assumes no responsibility for the payment of any compensation, fees, wages, benefits or taxes to or on behalf of the City, its employees, contractors or others by reason of this agreement. The City shall protect, indemnify and save harmless the County, its officers, agents and employees from any and all claims, cost and whatsoever occurring or resulting from: 1) the City's failure to pay any compensation, fees, wages, benefits or taxes; and 2) the supplying to the City of work, services, materials or supplies by City employees or agents or other contractors or suppliers in connection with or in support of performance of this agreement.

B. The City further agrees that it is financially responsible for and will repay the County all indicated amounts following an audit exception, which occurs due to the negligent or

intentional acts of this agreement by the City, its officer, employees, agent or representatives arising out of the performance of the terms of this agreement.

C. The City shall protect, indemnify and save harmless the County from any and all costs, claims, judgments, or awards of damages, arising out of or in any way resulting from the negligent acts or omissions of the City, its officers, employees or agents in the performance of its obligations under the terms of this agreement. For the purposes of this agreement only, the City agrees to waive the immunity granted it for industrial insurance claims pursuant to Title 51 RCW to the extent necessary to extend its obligations under this paragraph to any claim, demand, or cause of action brought by or on behalf of any employee, including judgments, awards and costs arising therefrom including attorney's fees.

D. To the extent permitted by law, and except to the extent caused by the sole negligence of the County, the City agrees, at its expense, to pay, and to indemnify and hold the County, its officers, employees or agents harmless of, from and against, any and all claims, damages, demands, losses, liens, liabilities, penalties, fines, taxes, lawsuits and other proceedings and costs and expenses (including attorneys' fees) of every conceivable kind, character or nature whatsoever, arising directly or indirectly from or out of, or in any way connected with any examination or audit of any Bond issued to finance or refinance costs of any Bond-financed Project identified in Exhibit A as well as Bond-financed Projects identified in subsequent amendments to this agreement by the Internal Revenue Service, or any determination by the Internal Revenue Service or a court of competent jurisdiction that the interest on any such Bond is or should be subject to federal income taxation; provided, however, that the City shall not be liable for any payment made by the County with respect to any settlement of any such

examination or audit, or of any other proceeding related thereto, entered into without the consent of the City.

Section 8.2 -- Amendment. The parties reserve the right to amend or modify this agreement. Amendments or modifications to disburse proceeds approved by the County Council must be by written instrument signed by the parties substantially in the form of Exhibit C. Other amendments also must be approved by the respective City and County Councils.

Section 8.3 -- Contract Waiver. No waiver by either party of any term or condition of this agreement shall be deemed or construed to be a waiver of any other term or condition, nor shall a waiver of any breach be deemed to constitute a waiver of any subsequent breach whether of the same or different provision of this agreement. No waiver shall be effective unless made in writing.

Section 8.4 -- Entirety. This agreement is the complete expression of the terms hereto and any oral representations or understandings not incorporated are excluded. This agreement merges and supersedes all prior negotiations, representations and agreements between the parties relating to the Project and constitutes the entire agreement between the parties. The parties recognize that time is of the essence in the performance of the provisions of this agreement.

IN WITNESS WHEREOF, authorized representatives of the parties hereto have signed their names in the spaces set forth below:

KING COUNTY

CITY OF SEATTLE

Dow Constantine
King County Executive

Date: _____
Acting under the authority of
Ordinance 18978

Jenny A. Durkan
Mayor

Date: _____
Acting under the authority of
Ordinance _____

Approved as to form:

Dan Satterberg
King County Prosecuting Attorney

EXHIBIT A

CONSERVATION FUTURES LEVY CITY OF SEATTLE

2019 AND 2020 REALLOCATION, 2020 AND 2021 ALLOCATION

Jurisdiction	Project	Allocation
2019 Reallocation		
Seattle	South Park Plaza	\$200,000
Seattle	North Rainier Town Center	\$358,076
2020 Allocation		
Seattle	Bitter Lake Urban Village Park (match waiver: conditional)	\$350,000
Seattle	Duwamish River Shoreline Acq: Unity Electric award (match waiver)	\$1,000,000
Seattle	Duwamish River Shoreline Acq: Silver Bay award (match waiver: conditional)	\$500,000
Seattle	Terry Pettus Park Addition	\$375,000
Seattle	Thornton Creek: North Branch	\$600,000
Seattle	Thornton Creek: South Branch	\$400,000
2020 Reallocation		
Seattle	Duwamish River Shoreline Acquisition: Unity Electric Award (match waiver)	\$15,000
Seattle	North Beach Natural Area	\$250,000
2021 Allocation		
Seattle	Turner-Koepf House and Garden (match waiver)	\$1,512,700
Seattle	East Duwamish Greenbelt: Brick Pits (match waiver)	\$1,000,000
Seattle	East Duwamish Greenbelt: S. Chicago St.	\$150,000
Seattle	Lakeridge Park Addition	\$275,000
TOTAL		\$6,985,776

2019 REALLOCATION PROJECT DESCRIPTIONS:

Project # 1122040: Seattle – South Park Plaza (\$200,000)

This project will establish a 1.3-acre passive use greenspace within a larger park that is being created on 14th Avenue South, in the South Park community. It is located adjacent to the South Park replacement bridge on the western shore of the Duwamish Waterway. The park is intended to help tie together the bridge, the local commercial center, and the Duwamish Waterway to help create an improved urban center for South Park. Matching funds are provided by the 2008 Parks and Green Spaces Levy. Seattle is in discussions with King County Roads on parcel 218500-0895, and additional funds are needed for the transaction. The project receives a 2019 reallocation of \$200,000. Project funding was authorized in King County Ordinance 19021.

Is this a Bond-financed Project? No

Project # 1126739: Seattle – North Rainier Town Center (\$358,076)

This project seeks to acquire 0.25 acres of open space in the North Rainier Hub Urban Village, adjacent or close to the Mount Baker light rail station at the intersection of Martin Luther King Boulevard and North Rainier Avenue, across from Franklin High School. The light rail station is situated in a community that is underserved with open space, and locating an open space site at the transit center link could help make it more pedestrian-friendly. The City is working with the community, other city agencies, and stakeholders to identify an appropriate location. The project receives reallocation of \$358,076. Project funding was authorized in King County Ordinance 19021.

Is this a Bond-financed Project? No

2020 ALLOCATION PROJECT DESCRIPTIONS:

Project # 1136838: Seattle – Bitter Lake Urban Village Park (\$350,000)

The City of Seattle is exploring the use of a 7-acre property as an affordable housing development on Aurora Avenue North, where up to 1 acre of associated park land would be purchased with CFT funding. The award was granted with a conditional match waiver (i.e., associated only with this year's funding award, not guaranteed for future years' requests). The Conservation Futures Advisory Committee requested that the City work to advance the vision, carry out additional planning and community engagement, and return in the future with a more specific, defined proposal for additional CFT funding and match waiver determination. Project funding was authorized in King County Ordinance 19021.

Is this a Bond-financed Project? No

Project # 1136849: Seattle - Duwamish River Shoreline Acquisition, Unity Electric Award (\$1,000,000)

Seattle Parks and Recreation seeks to acquire the “Unity Electric” property located immediately east of 1.26-acre Duwamish Waterway Park, part of a broader “South Park Riverwalk” project. The City is still determining how the property will be used, and whether it will be eligible for CFT funding. The award is granted a match waiver. The Committee understands that SPR has capacity to purchase the property, and may return in the future if there is need for more CFT funding toward this specific parcel (and such award will be eligible for a match waiver). Project funding was authorized in King County Ordinance 19021.

Is this a Bond-financed Project? No

Project # 1136850: Seattle – Duwamish River Shoreline Acquisition, Silver Bay Award (\$500,000)

Seattle Public Utilities (SPU) proposes to integrate a trail along the river into a larger stormwater infrastructure site on the “Silver Bay” property that lies north of the 1.26-acre Duwamish Waterway Park, part of a broader “South Park Riverwalk” project. The award is granted with a conditional match waiver (i.e., associated only with this year’s funding award, not guaranteed for future years’ requests). The Conservation Futures Advisory Committee requested that SPU further clarify costs, the footprint of a dedicated trail, and merits of a match waiver if they return for further funding and match waiver determination. Project funding was authorized in King County Ordinance 19021.

Is this a Bond-financed Project? No

Project # 1136839: Seattle – Terry Pettus Park Addition (\$375,000)

The City of Seattle seeks to acquire 0.14 acres as an addition to Terry Pettus Park, a small, street-end waterfront park on Lake Union. This community-supported expansion will provide additional park space in a developing urban village and double available access to Lake Union shoreline at this location. The City plans to use donations from the nearby neighborhood and City park funds as match, and will need to complete a boundary line adjustment and property clean-up as it purchases the site. Project funding was authorized in King County Ordinance 19021.

Is this a Bond-financed Project? No

Project # 1136982: Seattle – Thornton Creek, North Branch (\$600,000)

This project is a partnership between SPR and Seattle Public Utilities. Acquisition of 0.9 acres along the north fork of Thornton Creek on NE 125th Street will provide an opportunity to reconnect the floodplain to create additional habitat and increase flood storage capacity. The City

will use Park District funds as match. Project funding was authorized in King County Ordinance 18987.

Is this a Bond-financed Project? Yes

Project # 1136940: Seattle – Thornton Creek, South Branch (\$400,000)

The City of Seattle seeks to acquire two parcels, 0.7 acres, along the south fork of Thornton Creek, completing public ownership along this stretch of the creek. Acquisition of this property will allow the City to prevent the spread of invasive plants and restore a highly visible hillside above public lands, and will complement the large floodplain reconnection project performed by SPU in 2016. Project funding was authorized in King County Ordinance 19021.

Is this a Bond-financed Project? No

2020 REALLOCATION PROJECT DESCRIPTIONS:

Project # 1136849: Seattle - Duwamish River Shoreline Acquisition, Unity Electric Award (\$15,000)

Refer to project description under 2019 award projects. This reallocation moved funding from an adjacent Duwamish Waterway Park to this project. The project has a match waiver. Project funding was authorized in King County Ordinance 19210.

Is this a Bond-financed Project? No

Project #1129238: Seattle – North Beach Natural Area (\$250,000)

This project goal is acquiring a small, 0.26-acre woodland ravine inholding parcel in the North Beach Natural Area. It is located on the mapped NW 91st Street right-of-way, east of 30th Avenue NW in northwest Seattle. The property is adjacent to a road right of way in a steep ravine that will not be developed for a road. Since the original award to this project in 2017, the property has sold twice and additional funding is needed to cover an increase in acquisition costs. Project funding was authorized in King County Ordinance 19210.

Is this a Bond-financed Project? No

2021 ALLOCATION PROJECT DESCRIPTIONS:

Project #1137238 Master (Award #1138985): Seattle – Turner-Koepf House and Garden (\$1,512,700)

This partnership between Historic Seattle Preservation and Development Authority (PDA) and Seattle Parks and Recreation will preserve the historic Turner-Koepf House and Garden, a 0.41-

acre parcel, in the Beacon Hill neighborhood of Seattle. Historic Seattle would use its own funding to purchase the home and the underlying fee. SPR would use CFT funding to purchase a conservation easement on much of the open space on the parcel (on a footprint which meets the 15% limit on non-vegetated impervious surfaces). This project received a match waiver. Project funding was authorized in King County Ordinance 19210.

Is this a Bond-financed Project? Yes

Project #1138972: Seattle – East Duwamish Greenbelt, Brick Pits (\$1,000,000)

This project will preserve a 21-acre forested inholding in the East Duwamish Greenbelt along Beacon Hill, in a highly visible stretch along I-5 between South Columbian Way and South Dakota Street. Successful acquisition would preserve tree canopy and wildlife habitat connecting other Parks-owned properties in the greenbelt. The project received a match waiver. SPR may return for additional funding on this project in the future and such award will be eligible for a match waiver. Project funding was authorized in King County Ordinance 19210.

Is this a Bond-financed Project? No

Project #1137238 Master (Award #1138973): Seattle – East Duwamish Greenbelt, S. Chicago Street (\$150,000)

This project will acquire a 1.2-acre inholding within SPR ownership, on a wooded hillside above I-5 near Military Road S. This acquisition prevents development of this site, allowing contiguous City ownership in this portion of the greenbelt. Project funding was authorized in King County Ordinance 19210.

Is this a Bond-financed Project? Yes

Project #1138974: Seattle – Lakeridge Park Addition (\$275,000)

The City seeks to acquire several frequently flooded properties along Taylor Creek within Lakeridge Park to connect public ownership in the greenspace and aid restoration efforts of Taylor Creek by Seattle Public Utilities (SPU). The award will allow the City to purchase one 0.25-acre parcel, out of four inholding properties that total 1 acre. Project funding was authorized in King County Ordinance 19210.

Is this a Bond-financed Project? No

EXHIBIT B

Tax Covenants

The City acknowledges that proceeds provided by the County for the Project may be proceeds of Bonds subject to certain requirements of the Tax Code. The City will take all actions with respect to the Project, and proceeds received for the Project, necessary to assure the exclusion of interest on the Bonds from the gross income of the owners of the Bonds, including but not limited to the following:

- (a) Expenditure of Proceeds. The City will expend proceeds of the Bonds received from the County for capital expenditures for federal income tax purposes within the meaning of Section 1.150-1(b) of the Tax Code. Bond proceeds may be expended to pay, or reimburse the City for, Project capital expenditures or to repay interim indebtedness incurred for capital expenditures of the Project.
- (b) Notice. The City will provide notice of action taken or planned to issue any tax-exempt indebtedness, including bonds, bank loans, or other tax-exempt indebtedness, to finance Project costs.
- (c) Treatment as Grant.
 - (1) The City is a governmental entity possessing substantial taxing, eminent domain and police powers and constituting a political subdivision of the State.
 - (2) The City is not acting as an agent of the County.
 - (3) The grant of proceeds for the Project does not impose any obligation or condition to directly or indirectly repay any amount to the County (excluding obligations or conditions intended solely to assure expenditure of the transferred moneys in accordance with the governmental purpose of the transfer).
 - (4) The grant is required to be used for open space as required under Article II but does not impose any conditions relating to the use of the Project or other property of the City by the County or any of its agencies or authorities.
 - (5) This agreement is a grant agreement.
- (d) Limitations on Disposition of Project. The City will not sell or otherwise dispose of any components of the Project without prior approval by the County and in compliance with timeframes for completion of land replacement or cash reimbursement as provided in Section 6.4.
- (e) Record Retention. The City will retain its records of all accounting and monitoring it carries out with respect to the Bond proceeds received and with respect to

the Project for at least three years after the Bonds mature or are redeemed as provided in the amendment granting such Bond proceeds to the City.

(f) Cooperation. The City will provide tax certificates when and as requested by the County or County's bond counsel in order to establish or maintain the tax-exempt status of the Bonds. The City will cooperate in any audit of the Bonds by the Internal Revenue Service, including disclosure of any record, contracts and other materials relating to the Bond proceeds received by the City and the Project.

EXHIBIT C

AMENDMENT TO THE CONSERVATION FUTURES INTERLOCAL COOPERATION AGREEMENT BETWEEN KING COUNTY AND THE CITY OF _____ FOR OPEN SPACE ACQUISITION PROJECTS

Preamble

The King County Council, through Ordinance 9128, has established a Conservation Futures Levy Fund and appropriated proceeds to King County and certain cities. This amendment is entered into to provide for the allocation of additional proceeds made available for open space acquisition.

THIS AMENDMENT is entered into between the CITY OF _____ and KING COUNTY, and amends and attaches to and is part thereof of the existing Interlocal Cooperation Agreement entered into between the parties on the _____ day of (Month), (Year), as previously amended.

The parties agree to the following amendment:

The Interlocal Cooperation Agreement is hereby amended by adding Exhibit 1, attached hereto.

In all other respects, the terms, conditions, duties and obligations of both parties shall remain the same as agreed to in the Interlocal Cooperation Agreement as previously amended.

Once fully executed, this Amendment shall be incorporated into the existing Interlocal Cooperation Agreement as if fully set forth, and shall become Amendment ____.

IN WITNESS WHEREOF, authorized representatives of the parties hereto have signed their names in the spaces set forth below:

KING COUNTY

CITY OF _____

Dow Constantine
King County Executive

Mayor

Date: _____

Date: _____

Approved as to form:

Approved as to form:

Dan Satterberg
King County Prosecuting Attorney

City Attorney

EXHIBIT 1

[YEAR] CONSERVATION FUTURES LEVY PROCEEDS CITY OF _____ ALLOCATION

Jurisdiction	Project Name (Project Number)	Allocation
[City Name]	[Project Name] ([Project Number])	\$
TOTAL		\$

Project Description:

Project Number [City Name] – [Project Name]
[Project Description used in legislation approving proceeds]

Is this a Bond-financed Project?

SUMMARY and FISCAL NOTE*

Department:	Dept. Contact/Phone:	CBO Contact/Phone:
Parks and Recreation	Max Jacobs/684-8018	Anna Hurst/733-9317

** Note that the Summary and Fiscal Note describes the version of the bill or resolution as introduced; final legislation including amendments may not be fully described.*

1. BILL SUMMARY

Legislation Title:

AN ORDINANCE relating to King County Conservation Futures Levy proceeds; authorizing the Mayor to enter into a new Interlocal Cooperation Agreement between The City of Seattle and King County to allow for the acceptance of Conservation Futures Levy funds; authorizing the deposit of 2020 and 2021 allocations from King County Conservation Futures Levy proceeds into The City of Seattle's Parks Fund.

Summary and background of the Legislation:

The proposed ordinance will authorize the Mayor to enter into a new Interlocal Cooperation Agreement between the City of Seattle and King County to allow for the acceptance of Conservation Futures Levy funds. Conservation Futures funding is used to match City funding for the acquisition of parks and open space.

King County has proposed this new Conservation Futures tax levy (CFT) Interlocal Cooperation Agreement (ILA) to use for future projects for the following reasons:

1. Add language for use of bond proceeds

- a. Language that funds are for capital costs.
- b. Indemnification language specific to use of bond proceeds.
- c. City's requirements under the federal Tax Code for bond-financed projects.
- d. Exhibit B developed specifically for bond projects

2. Changes for consistency with the King County Code

- a. New match waiver language related to projects in opportunity areas.
- b. Technical name changes adopted in code.
- c. Clarification of requirements for conversions in use of property.
- d. Clarification of acceptable forms of land match.
- e. Description of appraiser qualifications for land match.

3. Other technical changes

- a. Requirement to record the conservation restriction on title.
- b. Technical changes to format of legal citations.
- c. Deletion of unnecessary section about applying for CFT funds.

The older CFT ILAs with the County will remain in place, with the "Maintenance in Perpetuity" requirements as the key provision that affects long-term property management.

This legislation allows for the acceptance up to a total of Three Million Two Hundred Twenty-Five Thousand Dollars (\$3,225,000) in 2020 Conservation Futures Levy proceeds for: the Bitter Lake Urban Village Park (\$350,000), Duwamish River Shoreline Acq: Unity Electric award (\$1,000,000), Duwamish River Shoreline Acq: Silver Bay award (\$500,000), Terry Pettus Park Addition (\$375,000), Thornton Creek: North Branch (\$600,000), and Thornton Creek: South Branch projects (\$400,000); and the reallocation of Two Hundred Thousand Dollars (\$200,000) to South Park Plaza and Three Hundred Fifty-Eight Thousand Seventy-Six Dollars (\$358,076) to North Rainier Town Center Park.

This legislation also allows for the acceptance of up to a total of Two Million Nine Hundred Thirty-Seven Thousand Seven Hundred Dollars (\$2,937,700) in 2021 Conservation Futures Levy proceeds for: Turner-Koepf House and Garden (conservation easement in partnership with Historic Seattle, \$1,512,700), East Duwamish Greenbelt: Brick Pits (\$1,000,000), East Duwamish Greenbelt: S. Chicago Street (\$150,000), Lakeridge Park Addition (\$275,000); and the reallocation of Fifteen Thousand Dollars (\$15,000) to Duwamish River Shoreline Acquisition: Unity Electric Award, and Two Hundred Fifty Thousand Dollars (\$250,000) to the North Beach Natural Area.

The Conservation Futures Levy is a county-wide property tax collected by King County for the acquisition of open space, agricultural or timber lands.

2. CAPITAL IMPROVEMENT PROGRAM

Does this legislation create, fund, or amend a CIP Project? ☐ Yes ☒ No

3. SUMMARY OF FINANCIAL IMPLICATIONS

Does this legislation amend the Adopted Budget? ☐ Yes ☒ No

Does the legislation have other financial impacts to The City of Seattle that are not reflected in the above, including direct or indirect, short-term or long-term costs?
NA

Is there financial cost or other impacts of *not* implementing the legislation?

The City will not be able to request reimbursement for CFT funds and lose a valuable source of park, recreation and open space funding.

4. OTHER IMPLICATIONS

a. Does this legislation affect any departments besides the originating department?
No.

b. Is a public hearing required for this legislation?
No.

- c. Is publication of notice with *The Daily Journal of Commerce* and/or *The Seattle Times* required for this legislation?**

No.

- d. Does this legislation affect a piece of property?**

Yes.

- e. Please describe any perceived implication for the principles of the Race and Social Justice Initiative. Does this legislation impact vulnerable or historically disadvantaged communities?**

Conservation Futures funding is used to match City funding for the acquisition of parks and open space. One of the priorities for the use of these funds is the acquisition of property in areas of the city lacking parks and open space, which tend to be high-density, low-income areas. The new Interlocal Agreement allows for no match “equity” funding targeted to areas of low income, poor health outcomes and lack of adequate open space.

- f. Climate Change Implications**

- 1. Emissions: Is this legislation likely to increase or decrease carbon emissions in a material way?**

No, this bill is about funding mechanisms.

- 2. Resiliency: Will the action(s) proposed by this legislation increase or decrease Seattle’s resiliency (or ability to adapt) to climate change in a material way? If so, explain. If it is likely to decrease resiliency in a material way, describe what will or could be done to mitigate the effects.**

No, this bill is about funding mechanisms.

- g. If this legislation includes a new initiative or a major programmatic expansion: What are the specific long-term and measurable goal(s) of the program? How will this legislation help achieve the program’s desired goal(s)?**

N/A

- h. Other Issues:**

None.

List attachments/exhibits below:

Summary Attachment A - Maps of CFT Projects

ATTACHMENT A: Maps of CFT Projects

Map 1: Bitter Lake Urban Village Park – 2020 Allocation (\$350,000)



This map is intended for illustrative or informational purposes only and is not intended to modify anything in the legislation

Map 2: Duwamish River Shoreline Acq: Unity Electric – 2020 Allocation (\$1,000,000)



This map is intended for illustrative or informational purposes only and is not intended to modify anything in the legislation

Map 3: Duwamish River Shoreline Acq: Silver Bay – 2020 Allocation (\$500,000)



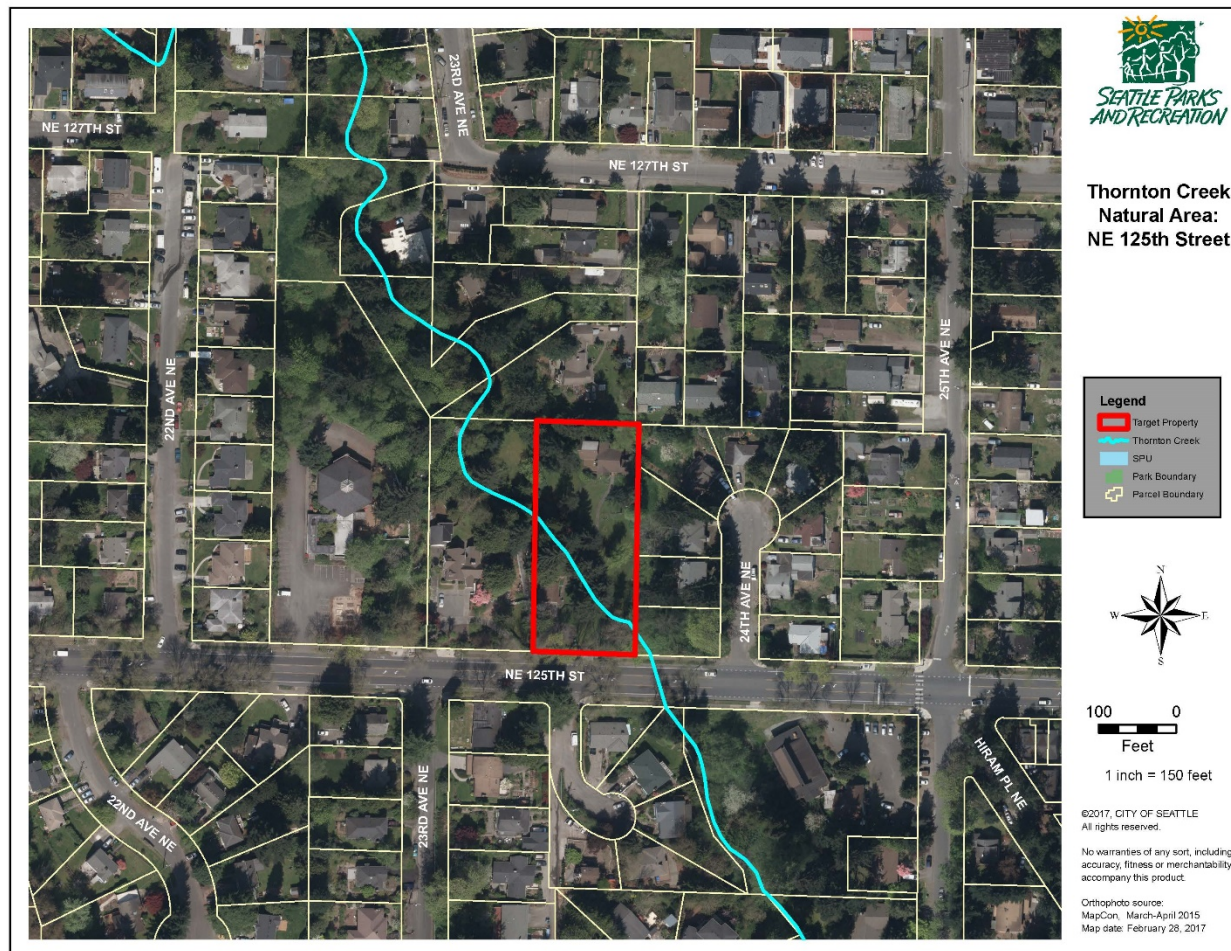
This map is intended for illustrative or informational purposes only and is not intended to modify anything in the legislation

Map 4: Terry Pettus Park Addition – 2020 Allocation (\$375,000)



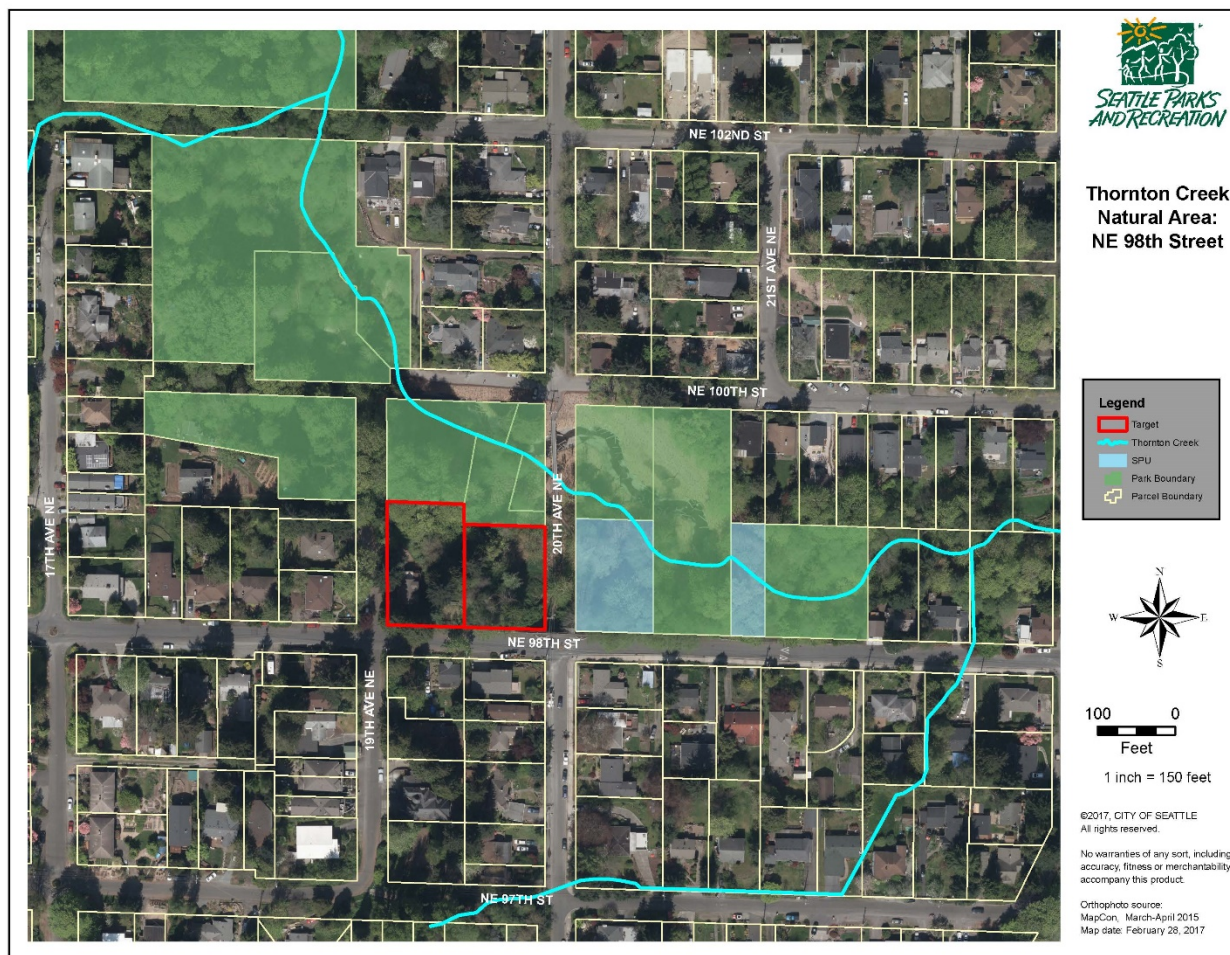
This map is intended for illustrative or informational purposes only and is not intended to modify anything in the legislation

Map 5: Thornton Creek: North Branch – 2020 Allocation (\$600,000)



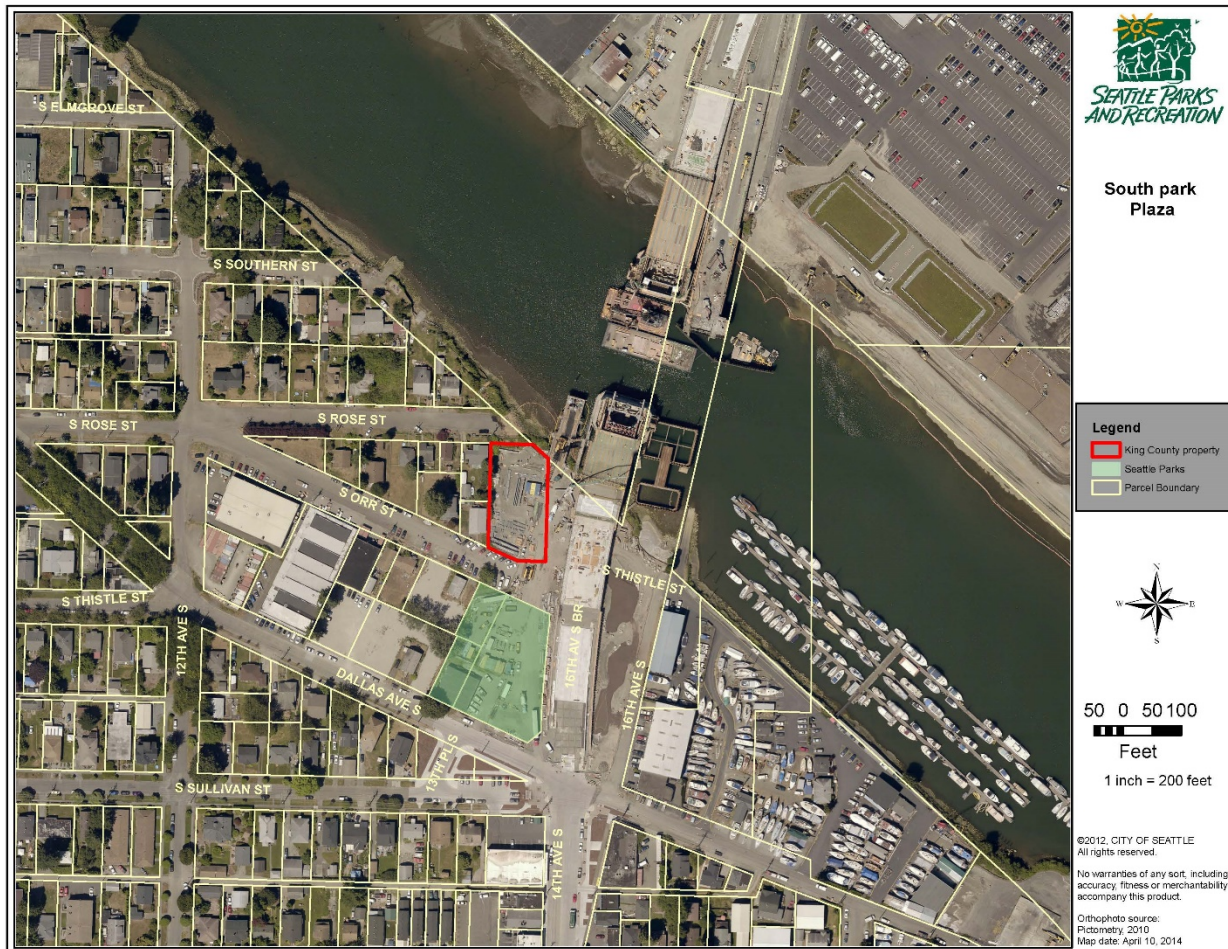
This map is intended for illustrative or informational purposes only and is not intended to modify anything in the legislation

Map 6: Thornton Creek: South Branch – 2020 Allocation (\$400,000)



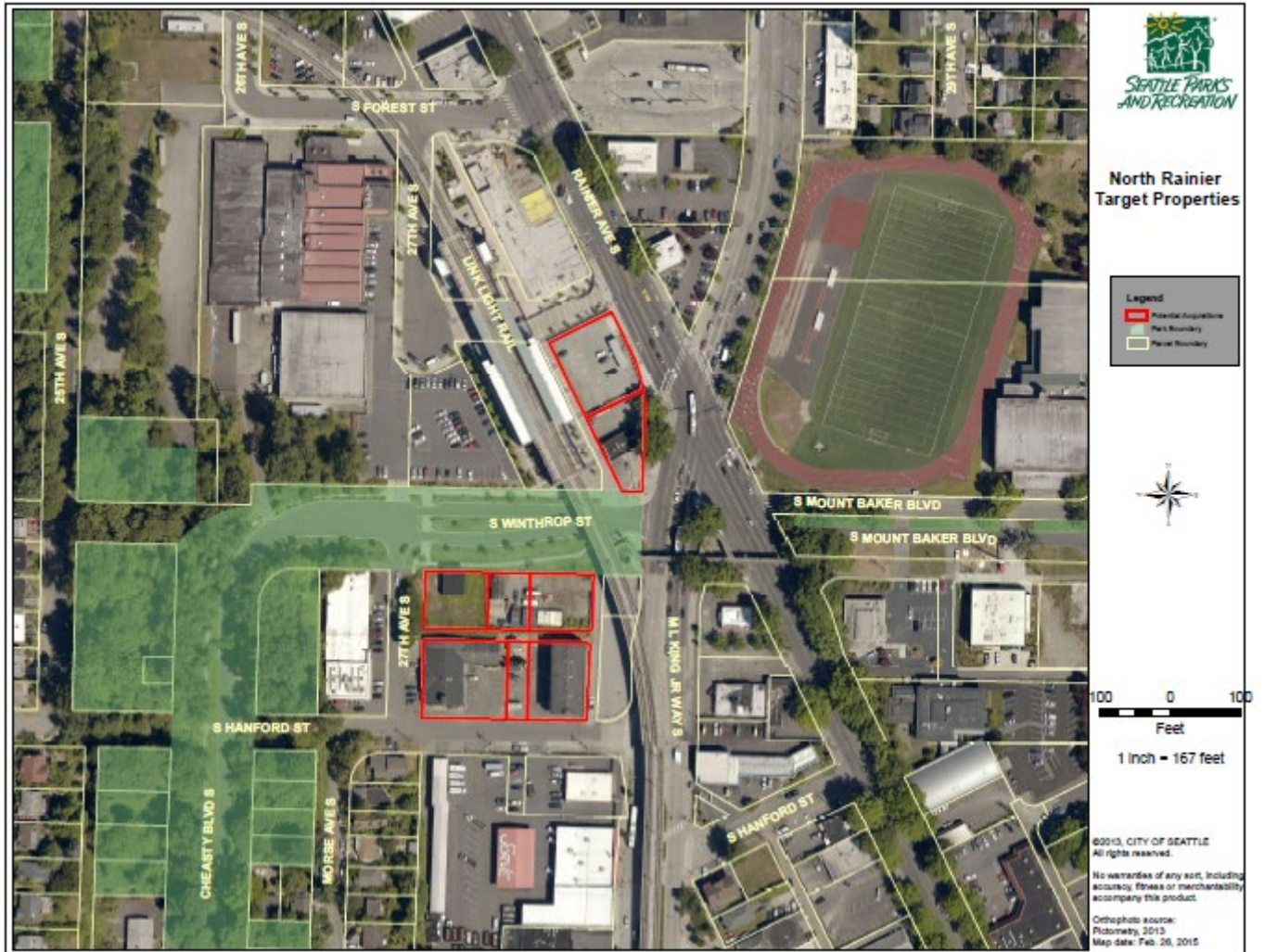
This map is intended for illustrative or informational purposes only and is not intended to modify anything in the legislation

Map 7: South Park Plaza – 2020 Reallocation (\$200,000)



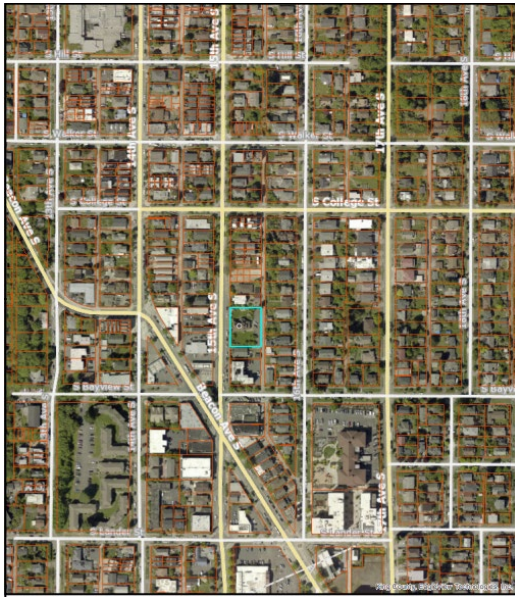
This map is intended for illustrative or informational purposes only and is not intended to modify anything in the legislation

Map 8: North Rainier Town Center Park (Site TBD) – 2020 Reallocation (\$358,076)



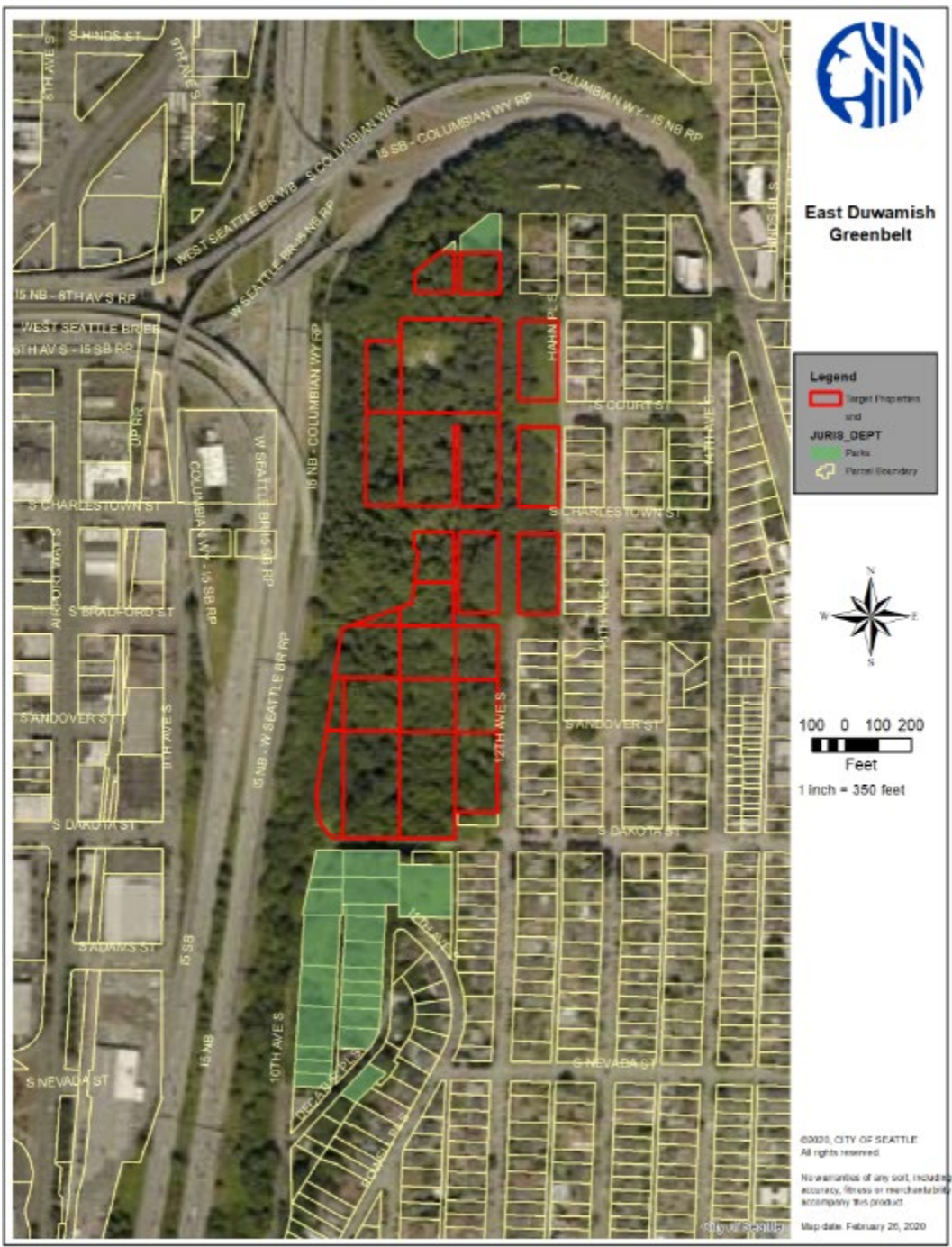
This map is intended for illustrative or informational purposes only and is not intended to modify anything in the legislation

Map 9: Turner-Koepf House and Garden (conservation easement in partnership with Historic Seattle) – 2021 Allocation (\$1,512,700)



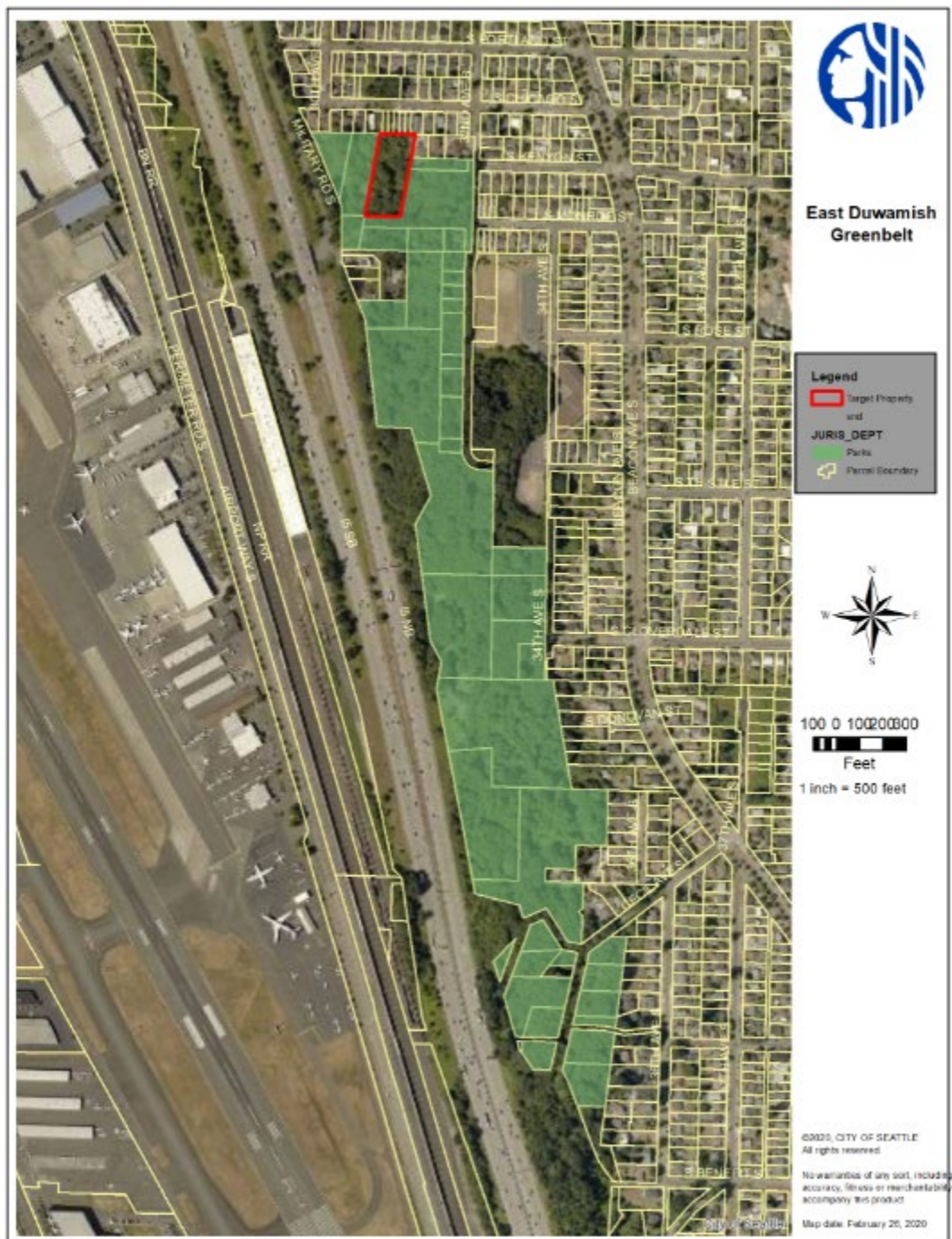
These maps are intended for illustrative or informational purposes only and are not intended to modify anything in the legislation

Map 10: East Duwamish Greenbelt: Brick Pits – 2021 Allocation (\$1,000,000)



This map is intended for illustrative or informational purposes only and is not intended to modify anything in the legislation

Map 11: East Duwamish Greenbelt: S. Chicago St. – 2021 Allocation (\$150,000)



This map is intended for illustrative or informational purposes only and is not intended to modify anything in the legislation

Map 12: Lakeridge Park Addition – 2021 Allocation (\$275,000)



This map is intended for illustrative or informational purposes only and is not intended to modify anything in the legislation

Map 13: Duwamish River Shoreline Acq: Unity Electric – 2021 Reallocation (\$15,000)



Map 14: North Beach Natural Area – 2020 Reallocation



This map is intended for illustrative or informational purposes only and is not intended to modify anything in the legislation



Legislation Text

File #: CB 120195, **Version:** 1

CITY OF SEATTLE

ORDINANCE _____

COUNCIL BILL _____

AN ORDINANCE relating to the financing of the Finance and Administrative Services Fund; authorizing interfund loans up to a total of \$8,000,000 from the Fleet Capital Fund and \$2,000,000 from the Wheelchair Accessible Fund to the Finance and Administrative Services Fund for financing of FEMA-eligible COVID-19 response expenses.

WHEREAS, the Department of Finance and Administrative Services used the Finance and Administrative Services Fund to pay for COVID-19 mass vaccine sites expenses, COVID-19 testing centers expenses, and other COVID-19 related expenses that are eligible for FEMA reimbursement; and

WHEREAS, while reimbursement is guaranteed by the federal government, the exact timing of when the City will receive federal funds is not certain due to the scope of the COVID-19 public health emergency and federal review requirements - including a new 'desk audit' implemented by FEMA for state-level spending;" and

WHEREAS, Seattle Municipal Code subsection 5.06.030.C requires City Council approval by ordinance of any interfund loan for a duration of 90 days or more; and

WHEREAS, in the normal course of business the City may temporarily lend cash between funds to maintain required balances; and

WHEREAS, regarding use of the proceeds of this interfund loan for operating costs, the Finance and Budget Directors have determined that there is no viable alternative available for advancing a core City objective; and

WHEREAS, the Director of Finance and the City Budget Director have determined that this interfund loan

request is consistent with the Debt Management Policies adopted by Resolution 31553; and

WHEREAS, there is sufficient cash in the Fleet Capital Fund to support a primary interfund loan of up to

\$8,000,000 through December 31, 2023 and still meet regular budgeted operating needs; and

WHEREAS, there is sufficient cash in the Wheelchair Accessible Fund to support a secondary interfund loan of

up to \$2,000,000 through December 31, 2023 and still meet regular budgeted operating needs; and

WHEREAS, funds loaned by the Fleet Capital Fund and the Wheelchair Accessible Fund to the Finance and

Administrative Services Fund for financing of COVID-19 response expenses are anticipated to be repaid

from the FEMA reimbursements; and

WHEREAS, the Debt Management Policy Advisory Committee approved the execution of this interfund loan

at its October 2022 meeting; NOW, THEREFORE,

BE IT ORDAINED BY THE CITY OF SEATTLE AS FOLLOWS:

Section 1. The City Council finds that there is no viable alternative to meet a core City objective, and therefore the Director of Finance is authorized to make a revolving loan of up to \$8,000,000 principal and interest outstanding from the Fleet Capital Fund to the Finance and Administrative Services Fund, to provide financing for COVID-19 response expenses. The loan is to be repaid no later than December 31, 2023, with interest on the loan at the rate of return of the City's Consolidated Cash Pool. The entire principal and interest amount of the loan drawn is intended to be repaid with FEMA reimbursements and other FEMA-eligible vaccine costs (Seattle-King County Public Health) funds.

Section 2. The Director of Finance may effectuate the loan authorized in Section 1 of this ordinance by transferring cash from the Fleet Capital Fund to the Finance and Administrative Services Fund, or by carrying the Finance and Administrative Services Fund in a negative cash position, in an amount not to exceed \$8,000,000 until no later than December 31, 2023. The Director of Finance is further authorized to establish, and modify if necessary, from time to time, a repayment plan and schedule.

Section 3. The City Council finds that there is no viable alternative to meet a core City objective, and

therefore the Director of Finance is authorized to make a revolving loan of up to \$2,000,000 principal and interest outstanding from the Wheelchair Accessible Fund to the Finance and Administrative Services Fund, to provide financing for COVID-19 response expenses. The loan is to be repaid no later than December 31, 2023, with interest on the loan at the rate of return of the City's Consolidated Cash Pool. The entire principal and interest amount of the loan drawn is intended to be repaid with FEMA reimbursements and other FEMA-eligible vaccine costs (Seattle-King County Public Health) funds.

Section 4. The Director of Finance may effectuate the loan authorized in Section 3 of this ordinance by transferring cash from the Wheelchair Accessible Fund to the Finance and Administrative Services Fund, or by carrying the Finance and Administrative Services Fund in a negative cash position, in an amount not to exceed \$2,000,000 until no later than December 31, 2023. The Director of Finance is further authorized to establish, and modify if necessary, from time to time, a repayment plan and schedule.

Section 5. This ordinance shall take effect and be in force 30 days after its approval by the Mayor, but if not approved and returned by the Mayor within ten days after presentation, it shall take effect as provided by Seattle Municipal Code Section 1.04.020.

Passed by the City Council the _____ day of _____, 2021, and signed by
me in open session in authentication of its passage this _____ day of _____, 2021.

President _____ of the City Council

Approved / returned unsigned / vetoed this _____ day of _____, 2021.

Jenny A. Durkan, Mayor

Filed by me this _____ day of _____, 2021.

Monica Martinez Simmons, City Clerk

(Seal)

SUMMARY and FISCAL NOTE*

Department:	Dept. Contact/Phone:	CBO Contact/Phone:
FAS	Cameron Findlay 4-3972	Jennifer Breeze

** Note that the Summary and Fiscal Note describes the version of the bill or resolution as introduced; final legislation including amendments may not be fully described.*

1. BILL SUMMARY

Legislation Title: AN ORDINANCE relating to the financing of the Finance and Administrative Services Fund; authorizing interfund loans up to a total of \$8,000,000 from the Fleet Capital Fund and \$2,000,000 from the Wheelchair Accessible Fund to the Finance and Administrative Services Fund for financing of FEMA-eligible COVID-19 response expenses.

Summary and background of the Legislation: In 2020 and 2021, the Finance and Administrative Services Fund (50300) incurred significant operating expenses for the City of Seattle's COVID-19 response. These expenses include but are not limited to the implementation of a centralized warehouse for COVID-19 supplies, purchases of personal protective equipment used by City personnel, and the implementation and operation of the mass vaccination clinic sites at Lumen Field and various other locations in the City. The City expects to be reimbursed for many of these expenditures through multiple funding sources: direct reimbursements from the Federal Emergency Management Agency (FEMA) and indirect FEMA payments through the Public Health – Seattle and King County agency.

At this time, the City anticipates it will take up to 24 months for the City to receive the anticipated reimbursements for eligible COVID-19 expenses. The Finance and Administrative Services Fund requires an interfund loan of up to \$10 million for the period of time that it carries the unreimbursed City-wide expenditures on its balance sheet.

This ordinance grants the Director of Finance, or his designee, the authority to transfer cash to the Finance and Administrative Services Fund from one or more of these designated Lending Funds. The Funds were selected as capable Lending Funds based upon analysis of cash balance histories, fund financial plans, and other considerations. Through the life of the requested interfund loan authority, FAS will closely monitor the balance sheets and income statements of the Lending Funds to ensure that interfund loan obligations do not affect the Fund's operations or program planning.

The designated Lending Funds are:

- Fleet Capital Fund (50321)
- Wheelchair Accessible Fund (12100)

These Funds will receive the same interest earnings on all cash loaned to the Finance and Administrative Services Fund as they would have earned if the cash had not been loaned. It is estimated that the Finance and Administrative Services Fund will pay approximately \$200,000 in interest charges to the Lending Funds during the life of the interfund loan.

2. CAPITAL IMPROVEMENT PROGRAM

Does this legislation create, fund, or amend a CIP Project? ___ Yes X No

3. SUMMARY OF FINANCIAL IMPLICATIONS

Does this legislation amend the Adopted Budget? ___ Yes X No

Does the legislation have other financial impacts to the City of Seattle that are not reflected in the above, including direct or indirect, short-term or long-term costs?

This legislation addresses accounting and audit concerns, but does not affect programs or services funded by the Finance and Administrative Services Fund.

Is there financial cost or other impacts of not implementing the legislation?

Yes. The City would potentially be in conflict with legal accounting and financial reporting requirements.

4. OTHER IMPLICATIONS

- a. Does this legislation affect any departments besides the originating department?
No.
- b. Is a public hearing required for this legislation?
No.
- c. Is publication of notice with *The Daily Journal of Commerce* and/or *The Seattle Times* required for this legislation?
No.
- d. Does this legislation affect a piece of property?
No.
- e. Please describe any perceived implication for the principles of the Race and Social Justice Initiative. Does this legislation impact vulnerable or historically disadvantaged communities? What is the Language Access plan for any communications to the public?

None. This legislation addresses accounting and audit requirements but does not impact programs or services funded through the Finance and Administrative Services Fund.

- f. Climate Change Implications

1. **Emissions: Is this legislation likely to increase or decrease carbon emissions in a material way?**

No.

2. **Resiliency: Will the action(s) proposed by this legislation increase or decrease Seattle's resiliency (or ability to adapt) to climate change in a material way? If so, explain. If it is likely to decrease resiliency in a material way, describe what will or could be done to mitigate the effects.**

No.

- g. **If this legislation includes a new initiative or a major programmatic expansion: What are the specific long-term and measurable goal(s) of the program? How will this legislation help achieve the program's desired goal(s).**

Not applicable.

List attachments/exhibits below:



Legislation Text

File #: CB 120198, **Version:** 1

CITY OF SEATTLE

ORDINANCE _____

COUNCIL BILL _____

AN ORDINANCE relating to contracting indebtedness; authorizing and providing for the issuance and sale of limited tax general obligation bonds to pay all or part of the costs of various elements of the City's capital improvement program and for other City purposes approved by ordinance, to provide loans to one or more public development authorities of the City for certain eligible capital purposes, and to pay the costs of issuance of the bonds; providing parameters for the bond sale terms including conditions, covenants, and other sale terms; creating the 2022 Multipurpose LTGO Bond Fund; amending Ordinance 126219; and ratifying and confirming certain prior acts.

WHEREAS, The City of Seattle, Washington (the "City"), has determined that it is in its best interest that the capital projects described in this ordinance (the "Projects") be financed by the issuance of limited tax general obligation bonds of the City in a principal amount not to exceed \$127.3 million; and

WHEREAS, the Historic Seattle Public Development Authority ("Historic Seattle PDA") has requested assistance from the City in the form of one or more loans in aggregate amount not to exceed \$1.8 million (the "Historic Seattle PDA Loan"), to finance a portion of the cost of a seismic retrofit of the Good Shepherd Center, an unreinforced masonry ("URM") building that has been deemed "Critical Risk" in the City's URM assessment. The City has determined that it is consistent with the City's Debt Management Policies set forth in Resolution 31553 that this loan be financed through the issuance of the City's limited tax general obligation bonds, proceeds of which will be loaned to the Historic Seattle PDA pursuant to one or more written loan agreements to be negotiated and executed upon issuance of the associated bonds; and

WHEREAS, RCW 39.36.020 authorizes the City to incur indebtedness without the assent of the voters of the City so long as such indebtedness does not result in a total nonvoted indebtedness of the City in excess

of 1.5 percent of the value of taxable property within the City as computed in accordance with RCW 39.36.030; NOW, THEREFORE,

BE IT ORDAINED BY THE CITY OF SEATTLE AS FOLLOWS:

Section 1. **Definitions.** In this ordinance, the following capitalized terms shall have the meanings set forth in this section.

“Authorized Denomination” means \$5,000 or any integral multiple thereof within a maturity of a Series, or such other minimum authorized denominations as may be specified in the applicable Bond Documents.

“Beneficial Owner” means, with regard to a Bond, the owner of any beneficial interest in that Bond.

“Bond” means one of the limited tax general obligation bonds issued pursuant to this ordinance.

“Bond Counsel” means a lawyer or a firm of lawyers, selected by the City, of nationally recognized standing in matters pertaining to bonds issued by states and their political subdivisions.

“Bond Documents” means, with respect to any Series of the Bonds, (a) this ordinance (including any amendatory or supplemental ordinances); (b) the authenticated bond form; and (c) the written agreement(s) setting forth the Bond Sale Terms and additional terms, conditions, or covenants pursuant to which such Bond was issued and sold, as set forth in any one or more of the following (if any): (i) a sale resolution, (ii) a bond purchase contract (as defined in the applicable authorizing ordinance), (iii) a bond indenture, fiscal agent or paying agent agreement, or the State fiscal agency contract, and (iv) a direct purchase or continuing covenant agreement.

“Bond Purchase Contract” means a written offer to purchase a Series of the Bonds pursuant to certain Bond Sale Terms, which offer has been accepted by the City in accordance with this ordinance. In the case of a competitive sale, the Purchaser’s bid for a Series, together with the official notice of sale and Pricing Certificate confirming the Bond Sale Terms, shall comprise the Bond Purchase Contract.

“Bond Redemption Fund” means the City’s General Bond Interest and Redemption Fund, previously

created by Ordinance 112112 and established and to be used for the payment of the principal of, premium, if any, and interest on the Bonds.

“Bond Register” means the books or records maintained by the Bond Registrar for the purpose of registering ownership of each Bond.

“Bond Registrar” means the Fiscal Agent (unless the Director of Finance appoints a different person to act as bond registrar with respect to a particular Series), or any successor bond registrar selected in accordance with the Registration Ordinance.

“Bond Sale Terms” means the terms and conditions for the sale of a Series of the Bonds approved by the Director of Finance consistent with the parameters set forth in Section 4 of this ordinance, including the maximum principal amount, date or dates, denominations, interest rate or rates (or mechanism for determining the interest rate or rates), payment dates, final maturity, redemption rights, price, and other terms, conditions or covenants. In connection with a negotiated sale or private placement, the Bond Sale Terms shall be set forth in a Bond Purchase Contract; in connection with a competitive sale, the Bond Sale Terms shall be set forth in a Pricing Certificate.

“Book-Entry Form” means a fully registered form in which physical bond certificates are registered only in the name of the Securities Depository (or its nominee), as Registered Owner, with the physical bond certificates held by and immobilized in the custody of the Securities Depository (or its designee), where the system for recording and identifying the transfer of the ownership interests of the Beneficial Owners in those Bonds is neither maintained by nor the responsibility of the City or the Bond Registrar.

“City” means The City of Seattle, Washington, a municipal corporation duly organized and existing under the laws of the State.

“City Council” means the City Council of the City, as duly and regularly constituted from time to time.

“Code” means the Internal Revenue Code of 1986, or any successor thereto, as it has been and may be amended from time to time, and regulations thereunder.

“Continuing Disclosure Agreement” means, for each Series sold in an offering subject to federal securities regulations requiring a written undertaking to provide continuing disclosure, a continuing disclosure agreement entered into pursuant to Section 14 of this ordinance, in substantially the form attached to this ordinance as Exhibit B.

“DTC” means The Depository Trust Company, New York, New York.

“Director of Finance” or **“Director”** means the Director of the Finance Division of the Department of Finance and Administrative Services, or any other officer who succeeds to substantially all of the responsibilities of that office.

“Fiscal Agent” means the fiscal agent of the State, as the same may be designated by the State from time to time, or such other fiscal agent as the City may later appoint.

“Government Obligations” means, unless otherwise limited in the Bond Documents for a particular Series of the Bonds, any government obligation as that term is defined in RCW 39.53.010, as now in effect or as may hereafter be amended.

“Historic Seattle PDA” means the Historic Seattle Public Development Authority, a public development authority of the City formed and operating under RCW 35.21.730 through 35.21.759.

“Historic Seattle PDA Loan(s)” means one or more loans to the Historic Seattle PDA for the purpose of undertaking certain capital improvements to the Good Shepherd Center.

“Issue Date” means, with respect to a Bond, the initial date on which that Bond is issued and delivered to the initial Purchaser in exchange for its purchase price.

“Letter of Representations” means the Blanket Issuer Letter of Representations between the City and DTC dated October 4, 2006, as amended at any time, or an agreement with a substitute or successor Securities Depository.

“MSRB” means the Municipal Securities Rulemaking Board.

“Omnibus Refunding Ordinance” means Ordinance 125457, as amended at any time, authorizing the

issuance of general obligation refunding bonds, or any future ordinance pursuant to which the Bonds (or any Series of the Bonds) are designated as “refundable bonds.”

“Owner” means, without distinction, the Registered Owner and the Beneficial Owner of a Bond.

“Pricing Certificate” means a certificate executed by the Director of Finance as of the pricing date confirming the Bond Sale Terms for the sale of a Series of Bonds to the Purchaser in a competitive sale, in accordance with the parameters set forth in Section 4 of this ordinance.

“Projects” means the various elements of the City’s capital improvement program identified in Exhibit A to this ordinance.

“Purchaser” means the entity or entities selected by the Director of Finance in accordance with this ordinance to serve as underwriter, purchaser or successful bidder in a sale of any Series.

“Rating Agency” means any nationally recognized rating agency then maintaining a rating on a Series of the Bonds at the request of the City.

“Record Date” means, unless otherwise defined in the Bond Documents, in the case of each interest or principal payment date, the Bond Registrar’s close of business on the 15th day of the month preceding such interest or principal payment date. With regard to redemption of a Bond prior to its maturity, the Record Date shall mean the Bond Registrar’s close of business on the day prior to the date on which the Bond Registrar sends the notice of redemption to the Registered Owner(s) of the affected Bonds.

“Registered Owner” means, with respect to a Bond, the person in whose name that Bond is registered on the Bond Register. For so long as a Series of the Bonds is in Book-Entry Form under a Letter of Representations, the Registered Owner of such Series shall mean the Securities Depository.

“Registration Ordinance” means Ordinance 111724, establishing a system of registration for the City’s bonds and other obligations pursuant to Seattle Municipal Code Chapter 5.10 as amended.

“Rule 15c2-12” means Rule 15c2-12 promulgated by the SEC under the Securities Exchange Act of 1934 as amended.

“SEC” means the United States Securities and Exchange Commission.

“Securities Depository” means DTC, any successor thereto, any substitute securities depository selected by the City, or the nominee of any of the foregoing. Any successor or substitute Securities Depository must be qualified under applicable laws and regulations to provide the services proposed to be provided by it.

“Series” means a series of the Bonds issued pursuant to this ordinance.

“State” means the State of Washington.

“Tax Credit Subsidy Bond” means any Taxable Bond that is designated by the City as a tax credit bond pursuant to the Code, and which is further designated as a “qualified bond” under Section 6431 or similar provision of the Code, and with respect to which the City is eligible to claim a Tax Credit Subsidy Payment.

“Tax Credit Subsidy Payment” means a payment by the federal government with respect to a Tax Credit Subsidy Bond.

“Tax-Exempt Bond” means any Bond the interest on which is intended on the Issue Date to be excludable from gross income for federal income tax purposes.

“Taxable Bond” means any Bond the interest on which is not intended on the Issue Date to be excludable from gross income for federal income tax purposes.

“Term Bond” means any Bond that is issued subject to mandatory redemption prior to its maturity in periodic mandatory redemption payments in accordance with Section 7(b) of this ordinance.

Section 2. **Authorization of Bonds.** The City is authorized to borrow money on the credit of the City and issue limited tax general obligation bonds evidencing indebtedness in the maximum principal amount stated in Section 4 of this ordinance to pay all or part of the costs of the Projects (which costs may include capitalized interest, if necessary); to make the Historic Seattle PDA Loan(s) described in this ordinance; for other City purposes approved by ordinance; and to pay the costs of issuance of the Bonds. The Bonds may be issued in one or more Series and may be combined with other general obligation bonds (including refunding bonds) authorized separately. The Bonds shall be designated limited tax general obligation bonds, shall be

numbered separately, and shall have any name, year and Series or other label as deemed necessary or appropriate by the Director of Finance.

Section 3. **Manner of Sale of the Bonds.** The Director of Finance may provide for the sale of each Series by competitive sale, negotiated sale, limited offering, or private placement. The Purchaser of each Series shall be chosen through a selection process acceptable to the Director of Finance. The Director of Finance is authorized to specify a date and time of sale and a date and time for the delivery of each Series; in the case of a competitive sale, to provide an official notice of sale including bid parameters and other bid requirements and to provide for the use of an electronic bidding mechanism; to provide for and determine matters relating to the forward or delayed delivery of the Bonds, if deemed desirable; and to specify other matters that the Director determines are necessary, appropriate, or desirable in order to carry out the sale of each Series. Each Series must be sold on Bond Sale Terms consistent with the parameters set forth in Section 4 of this ordinance.

Section 4. **Appointment of Designated Representative; Bond Sale Terms.**

(a) **Designated Representative.** The Director of Finance is appointed to serve as the City's designated representative in connection with the issuance and sale of the Bonds in accordance with RCW 39.46.040(2) and this ordinance.

(b) **Parameters for Bond Sale Terms.** The Director of Finance is authorized to approve on behalf of the City Bond Sale Terms for the sale of the Bonds in one or more Series and, in connection with each such sale, to execute a Bond Purchase Contract (or, in the case of a competitive sale, a Pricing Certificate) confirming the Bond Sale Terms and such related agreements as may be necessary or desirable, consistent with the following parameters:

(i) **Maximum Principal Amount.** The maximum aggregate principal amount of all Series of the Bonds authorized by this ordinance may not exceed \$127.3 million.

(ii) **Date or Dates.** Each Bond shall be dated its Issue Date, as determined by the Director of Finance, which Issue Date may not be later than December 31, 2024.

(iii) **Denominations.** The Bonds shall be issued in Authorized Denominations.

(iv) **Interest Rate(s).** Each Bond shall bear interest from its Issue Date or from the most recent date to which interest has been paid or duly provided, unless otherwise provided in the applicable Bond Documents. One or more rates of interest shall be established for each maturity of each Series of the Bonds, which rate or rates may be fixed or variable. The net interest cost for any fixed rate Series may not exceed a rate of 10 percent per annum.

(v) **Payment Dates.** Interest shall be payable on dates acceptable to the Director of Finance. Principal shall be payable on dates acceptable to the Director of Finance, which shall include payment at the maturity of each Bond, in mandatory redemption installments applicable to Term Bonds, and otherwise in accordance with any redemption or tender provisions set forth in the Bond Documents.

(vi) **Final Maturity.** Each Bond shall mature no later than 31 years after its Issue Date.

(vii) **Redemption Prior to Maturity.** The Bond Sale Terms may include redemption provisions, as determined by the Director of Finance, consistent with Section 7 of this ordinance and subject to the following:

(A) **Optional Redemption.** The Director of Finance may designate any Bond as being subject to optional redemption prior to its maturity. Any Tax-Exempt Bond that is subject to optional redemption prior to maturity must be callable on at least one or more dates occurring not more than 10½ years after the Issue Date, consistent with subsection 7(a) of this ordinance.

(B) **Mandatory Redemption.** The Director of Finance may designate any Bond as a Term Bond, subject to mandatory redemption prior to its maturity in mandatory redemption installment payments of principal, consistent with subsection 7(b) of this ordinance.

(C) **Extraordinary Redemption.** The Director of Finance may designate any Bond as subject to extraordinary optional redemption or extraordinary mandatory redemption upon the occurrence of an extraordinary event, as such event or events may be set forth in the applicable Bond Documents, consistent

with subsection 7(c) of this ordinance.

(viii) **Price.** The Director of Finance may approve in the Bond Sale Terms an aggregate purchase price for each Series of the Bonds that is, in the Director's judgment, the price that produces the most advantageous borrowing cost for the City for that Series consistent with the parameters set forth herein and in any applicable bid documents.

(ix) **Other Terms and Conditions.**

(A) **Debt Capacity and Limitations.** A Series of the Bonds may not be issued in an amount that would cause the indebtedness of the City to exceed the City's legal debt capacity on the Issue Date of such Series.

(B) **Reasonably Expected Life.** As of the Issue Date of each Series, the Director of Finance must find to the Director's satisfaction that the average expected life of the capital facilities or assets to be financed with the proceeds (or allocable share of proceeds) of that Series exceeds the weighted average maturity of such Series (or share thereof allocated to financing those capital facilities).

(C) **Additional Terms, Conditions, and Agreements.** The Bond Sale Terms for any Series may provide for bond insurance or for any other credit enhancement as the Director of Finance may find necessary or desirable. The Bond Sale Terms may include such additional terms, conditions, and covenants as may be necessary or desirable, including but not limited to: restrictions on investment of Bond proceeds and pledged funds (including any escrow established for the defeasance of any of the Bonds); provisions for the conversion of interest rate modes; provisions for the reimbursement of a credit enhancement provider; and requirements to give notice to or obtain the consent of a credit enhancement provider. The Director of Finance is authorized to execute, on behalf of the City, such additional certificates and agreements as may be necessary or desirable to reflect such terms, conditions, and covenants.

(D) **Tax Status of the Bonds.** The Director of Finance may designate any Series of the Bonds as Tax-Exempt Bonds, Taxable Bonds, or Tax Credit Subsidy Bonds, consistent with Section 13 of this

ordinance.

Section 5. **Bond Registrar; Registration and Transfer of Bonds.**

(a) **Registration and Bond Registrar.** The Bonds shall be issued only in registered form as to both principal and interest and shall be recorded on the Bond Register. The Fiscal Agent is appointed to act as Bond Registrar for each Series of the Bonds, unless otherwise determined by the Director of Finance.

(b) **Transfer and Exchange of Bonds.** The Bond Registrar shall keep, or cause to be kept, sufficient books for the registration and transfer of the Bonds, which shall be open to inspection by the City at all times. The Bond Register shall contain the name and mailing address of the Registered Owner of each Bond and the principal amount and number of each of the Bonds held by each Registered Owner.

The Bond Registrar is authorized, on behalf of the City, to authenticate and deliver Bonds transferred or exchanged in accordance with the provisions of the Bonds and this ordinance, to serve as the City's paying agent for the Bonds and to carry out all of the Bond Registrar's powers and duties under this ordinance and the Registration Ordinance.

The Bond Registrar shall be responsible for its representations contained in the Bond Registrar's certificate of authentication on the Bonds. The Bond Registrar may become an Owner of Bonds with the same rights it would have if it were not the Bond Registrar and, to the extent permitted by law, may act as depository for and permit any of its officers or directors to act as members of, or in any other capacity with respect to, any committee formed to protect the rights of Owners.

Bonds surrendered to the Bond Registrar may be exchanged for Bonds in any Authorized Denomination of an equal aggregate principal amount and of the same Series, interest rate, and maturity. Bonds may be transferred only if endorsed in the manner provided thereon and surrendered to the Bond Registrar. Any exchange or transfer shall be without cost to an Owner or transferee. The Bond Registrar shall not be obligated to exchange or transfer any Bond during the period between the Record Date and the corresponding interest payment or principal redemption date.

(c) Securities Depository; Book-Entry Form. Unless otherwise determined by the Director of Finance, the Bonds initially shall be issued in Book-Entry Form and registered in the name of the Securities Depository. The Bonds so registered shall be held fully immobilized in Book-Entry Form by the Securities Depository in accordance with the provisions of the Letter of Representations. Neither the City nor the Bond Registrar shall have any responsibility or obligation to participants of the Securities Depository (or the persons for whom they act as nominees) with respect to the Bonds regarding the accuracy of any records maintained by the Securities Depository (or its participants) of any amount in respect of principal of or interest on the Bonds, or any notice that is permitted or required to be given to Registered Owners hereunder (except such notice as is required to be given by the Bond Registrar to the Securities Depository). Registered ownership of a Bond initially held in Book-Entry Form, or any portion thereof, may not be transferred except: (i) to any successor Securities Depository; (ii) to any substitute Securities Depository appointed by the City or such substitute Securities Depository's successor; or (iii) to any person if the Bond is no longer held in Book-Entry Form.

Upon the resignation of the Securities Depository from its functions as depository, or upon a determination by the Director of Finance to discontinue utilizing the then-current Securities Depository, the Director of Finance may appoint a substitute Securities Depository. If the Securities Depository resigns from its functions as depository and no substitute Securities Depository can be obtained, or if the Director of Finance determines not to utilize a Securities Depository, then the Bonds shall no longer be held in Book-Entry Form and ownership may be transferred only as provided herein.

Nothing herein shall prevent the Bond Sale Terms from providing that a Series of the Bonds shall be issued in certificated form without utilizing a Securities Depository, and that the Bonds of such Series shall be registered as of their Issue Date in the names of the Owners thereof, in which case ownership may be transferred only as provided herein.

(d) Lost or Stolen Bonds. In case any Bond shall be lost, stolen or destroyed, the Bond Registrar may authenticate and deliver a new bond or bonds of like amount, date, tenor, and effect to the Registered Owner(s)

thereof upon the Registered Owner(s)' paying the expenses and charges of the City in connection therewith, and upon filing with the Bond Registrar evidence satisfactory to the Bond Registrar that such bond or bonds were actually lost, stolen or destroyed and of Registered Ownership thereof, and upon furnishing the City with indemnity satisfactory to both.

Section 6. Payment of Bonds.

(a) **Payment.** Principal of and interest on each Bond shall be payable in lawful money of the United States of America on the dates and in the amounts as provided in the Bond Documents applicable to that Series. No Bonds of any Series shall be subject to acceleration under any circumstances.

(b) **Bonds Held In Book-Entry Form.** Principal of and interest on each Bond held in Book-Entry Form shall be payable in the manner set forth in the Letter of Representations.

(c) **Bonds Not Held In Book-Entry Form.** Interest on each Bond not held in Book-Entry Form shall be payable by electronic transfer on the interest payment date, or by check or draft of the Bond Registrar mailed on the interest payment date to the Registered Owner at the address appearing on the Bond Register on the Record Date. The City, however, shall not be required to make electronic transfers except pursuant to a request by a Registered Owner in writing received at least ten days prior to the Record Date and at the sole expense of the Registered Owner. Principal of each Bond not held in Book-Entry Form shall be payable upon presentation and surrender of the Bond by the Registered Owner to the Bond Registrar.

Section 7. Redemption and Purchase of Bonds.

(a) **Optional Redemption.** All or some of the Bonds of any Series may be subject to redemption prior to their stated maturity dates at the option of the City at the times and on the terms set forth in the applicable Bond Documents.

(b) **Mandatory Redemption.** All or some of the Bonds of any Series may be designated as Term Bonds, subject to mandatory redemption in principal installment payments, as set forth in the applicable Bond Documents. If not redeemed or purchased at the City's option prior to maturity, Term Bonds (if any) must be

redeemed, at a price equal to one hundred percent of the principal amount to be redeemed plus accrued interest, on the dates and in the years and principal amounts set forth in the applicable Bond Documents.

If the City optionally redeems or purchases a Term Bond prior to its maturity, the principal amount of that Term Bond so redeemed or purchased (irrespective of its redemption or purchase price) shall be credited against the remaining mandatory redemption installment payments in the manner directed by the Director of Finance. In the absence of direction by the Director of Finance, credit shall be allocated to each mandatory redemption installment payment for that Bond on a pro rata basis.

(c) Extraordinary Redemption. All or some of the Bonds of any Series may be subject to extraordinary optional or extraordinary mandatory redemption prior to maturity, upon the occurrence of an extraordinary event, at the prices, in the principal amounts, and on the dates, all as set forth in the applicable Bond Documents.

(d) Selection of Bonds for Redemption; Partial Redemption. If fewer than all of the outstanding Bonds of a Series are to be redeemed at the option of the City, the Director of Finance shall select the maturity or maturities to be redeemed. If less than all of the principal amount of a maturity of the selected Series is to be redeemed, if such Series is held in Book-Entry Form, the portion of such maturity to be redeemed shall be selected for redemption by the Securities Depository in accordance with the Letter of Representations. If the Series is not then held in Book-Entry Form, the portion of such maturity to be redeemed shall be selected by the Bond Registrar using such method of random selection as the Bond Registrar shall determine. All or a portion of the principal amount of any Bond that is to be redeemed may be redeemed in any applicable Authorized Denomination. If less than all of the outstanding principal amount of any Bond is redeemed, upon surrender of that Bond to the Bond Registrar there shall be issued to the Registered Owner, without charge, a new Bond (or Bonds, at the option of the Registered Owner) of the same Series, maturity, and interest rate in any Authorized Denomination in the aggregate principal amount to remain outstanding.

(e) Purchase. The City reserves the right and option to purchase any or all of the Bonds at any time at

any price acceptable to the City plus accrued interest to the date of purchase.

Section 8. **Notice of Redemption; Rescission of Notice.** Unless otherwise set forth in the applicable Bond Documents, the City must cause notice of any intended redemption of Bonds to be given not less than 20 nor more than 60 days prior to the date fixed for redemption by first-class mail, postage prepaid, to the Registered Owner of any Bond to be redeemed at the address appearing on the Bond Register on the Record Date, and the requirements of this sentence shall be deemed to have been fulfilled when notice has been mailed as so provided, whether or not it is actually received by the Owner of any Bond. Interest on Bonds called for redemption shall cease to accrue on the date fixed for redemption unless the Bond or Bonds called are not redeemed when presented pursuant to the call.

In the case of an optional or extraordinary optional redemption, the notice may state that the City retains the right to rescind the redemption notice and the related redemption of Bonds by giving a notice of rescission to the affected Registered Owners at any time on or prior to the scheduled redemption date. Any notice of redemption that is rescinded by the Director of Finance shall be of no effect, and the Bonds for which the notice of redemption has been rescinded shall remain outstanding.

Section 9. **Failure to Pay Bonds.** If any Bond is not paid when properly presented at its maturity or redemption date, the City shall be obligated to pay interest on that Bond at the same rate provided on that Bond from and after its maturity or redemption date until that Bond, including principal, redemption premium (if any), and interest, is paid in full or until sufficient money for its payment in full is on deposit in the Bond Redemption Fund and that Bond has been called for payment by giving notice of that call to the Registered Owner of that Bond.

Section 10. **Form and Execution of Bonds.** The Bonds shall be typed, printed, or reproduced in a form consistent with the provisions of this ordinance and State law and shall be signed by the Mayor and Director of Finance, either or both of whose signatures may be manual or in facsimile. The seal of the City or a facsimile reproduction thereof shall be impressed or printed thereon.

Only Bonds bearing a certificate of authentication in substantially the following form (with the designation, year, and Series of the Bonds adjusted consistent with this ordinance), manually signed by the Bond Registrar, shall be valid or obligatory for any purpose or entitled to the benefits of this ordinance: “This Bond is one of the fully registered The City of Seattle, Washington, [Limited Tax General Obligation Bonds], [Year] [Series], described in [this ordinance].” The authorized signing of a certificate of authentication shall be conclusive evidence that the Bond so authenticated has been duly executed, authenticated, and delivered and is entitled to the benefits of this ordinance.

If any officer whose manual or facsimile signature appears on a Bond ceases to be an officer of the City authorized to sign bonds before the Bond bearing that officer’s manual or facsimile signature is authenticated or delivered by the Bond Registrar or issued by the City, that Bond nevertheless may be authenticated, delivered, and issued and, when authenticated, issued, and delivered, shall be as binding on the City as though that person had continued to be an officer of the City authorized to sign bonds. Any Bond also may be signed on behalf of the City by any person who, on the actual date of signing of the Bond, is an officer of the City authorized to sign bonds, although that person did not hold the required office on the Issue Date of that Series of the Bonds.

Section 11. **Pledge of Taxes.** For so long as any of the Bonds are outstanding, the City irrevocably pledges to include in its budget and levy taxes annually within the constitutional and statutory tax limitations provided by law without a vote of the electors of the City on all of the taxable property within the City in an amount sufficient, together with other money legally available and to be used therefor, to pay when due the principal of and interest on the Bonds. The full faith, credit, and resources of the City are pledged irrevocably for the annual levy and collection of those taxes and the prompt payment of that principal and interest.

Section 12. **Refunding or Defeasance of Bonds.**

(a) **Bonds Designated as Refundable Bonds.** Each Series of the Bonds is designated as a Series of “Refundable Bonds” for purposes of the Omnibus Refunding Ordinance.

(b) **Refunding; Defeasance.** The City may issue refunding bonds pursuant to the laws of the State or

use money available from any other lawful source (i) to pay when due the principal of (including premium, if any) and interest on any Bond, or any portion thereof, included in a refunding or defeasance plan (the “Defeased Bonds”); (ii) to redeem and retire, release, refund, or defease the Defeased Bonds; and (iii) to pay the costs of such refunding or defeasance. If money and/or Government Obligations maturing at a time or times and in an amount sufficient (together with known earned income from the investment thereof) to redeem and retire, release, refund, or defease the Defeased Bonds in accordance with their terms is set aside in a special trust fund or escrow account irrevocably pledged to such redemption, retirement, or defeasance (the “Trust Account”), then all right and interest of the Owners of the Defeased Bonds in the covenants of this ordinance and in the funds and accounts pledged to the payment of such Defeased Bonds, other than the right to receive the funds so set aside and pledged, thereafter shall cease and become void. Such Owners thereafter shall have the right to receive payment of the principal of and interest or redemption price on the Defeased Bonds from the Trust Account. After establishing and fully funding such a Trust Account, the Defeased Bonds shall be deemed to be no longer outstanding, and the Director of Finance may then apply any money in any other fund or account established for the payment or redemption of the Defeased Bonds to any lawful purpose.

(c) **Notice of Defeasance or Refunding.** Unless otherwise specified in the applicable Bond Documents, notice of refunding or defeasance shall be given, and selection of Bonds for any partial refunding or defeasance shall be conducted, in the manner set forth in this ordinance for the redemption of Bonds.

Section 13. **Federal Tax Matters.** The Bond Documents may include such additional terms and covenants relating to federal tax matters as the Director of Finance deems necessary or appropriate, including the following:

(a) **Tax-Exempt Bonds.** For each Series of the Bonds issued as Tax-Exempt Bonds, the City covenants that it will take all actions consistent with the terms of such Series, as set forth in this ordinance and the applicable Bond Documents, that are reasonably within its power and necessary to prevent interest on that Series from being included in gross income for federal income tax purposes. The City further covenants that it

will neither take any action nor make or permit any use of gross proceeds of such Series (or other funds of the City treated as gross proceeds of such Series) at any time during the term of such Series that will cause interest on such Series to be included in gross income for federal income tax purposes. The City also covenants that, to the extent the arbitrage rebate requirement of Section 148 of the Code is applicable to any Series issued as Tax-Exempt Bonds, it will take all actions necessary to comply (or to be treated as having complied) with that requirement in connection with that Series (including the calculation and payment of any penalties that the City may elect to pay as an alternative to calculating rebatable arbitrage and the payment of any other penalties if required under Section 148 of the Code) to prevent interest on such Series from being included in gross income for federal income tax purposes.

(b) **Taxable Bonds; Tax Credit Subsidy Bonds.** For each Series of the Bonds issued as Taxable Bonds or as Tax Credit Subsidy Bonds, the Director of Finance is authorized to make provision in the Bonds and other Bond Documents, to execute additional written agreements, and to make additional covenants on behalf of the City, all as he or she may deem necessary or appropriate in order to obtain, maintain, and administer such tax status. In the case of Tax Credit Subsidy Bonds, such additional covenants and agreements may include (without limiting the generality of the foregoing) those necessary in order for the City (i) to receive from the United States Treasury the applicable Tax Credit Subsidy Payments in respect of such Tax Credit Subsidy Bonds, and (ii) to ensure that such Series otherwise becomes and remains eligible for tax benefits under the Code.

Section 14. **Official Statement; Continuing Disclosure.**

(a) **Preliminary Official Statement.** The Director of Finance and other appropriate City officials are directed to cause the preparation of and review the form of a preliminary official statement in connection with each sale of one or more Series to the public. For the sole purpose of the Purchaser's compliance with paragraph (b)(1) of Rule 15c2-12, the Director of Finance is authorized to deem that preliminary official statement final as of its date, except for the omission of information permitted to be omitted by Rule 15c2-12.

The City approves the distribution to potential purchasers of the Bonds of a preliminary official statement that has been deemed final in accordance with this subsection.

(b) **Final Official Statement.** The City approves the preparation of a final official statement for each sale of one or more Series of the Bonds to be sold to the public in the form of the preliminary official statement with such additions, modifications, and amendments as the Director of Finance deems necessary or desirable, and further authorizes the Director of Finance to execute and deliver such final official statement to the Purchaser. The City authorizes and approves the distribution by the Purchaser of that final official statement to purchasers and potential purchasers of the Bonds.

(c) **Undertaking to Provide Continuing Disclosure.** To meet the requirements of paragraph (b)(5) of Rule 15c2-12, as applicable to a participating underwriter for a Series of the Bonds, the Director of Finance is authorized to execute a written Continuing Disclosure Agreement with respect to that Series, in substantially the form attached to this ordinance as Exhibit B.

Section 15. **2022 Multipurpose LTGO Bond Funds Created; Deposit and Use of Proceeds.** The 2022 Multipurpose LTGO Bond Fund (Tax-Exempt) and the 2022 Multipurpose LTGO Bond Fund (Taxable) are created in the City Treasury. For purposes of distinguishing among various Series of the Bonds, the Director of Finance may, if necessary or convenient, may create such subfunds, accounts, or subaccounts within such funds for purposes of maintaining separate records for each Series. Unless otherwise provided in the Bond Sale Terms, the principal proceeds and net premium, if any, received from the sale and delivery of any Series of the Bonds shall be paid into or allocated to the 2022 Multipurpose LTGO Bond Funds, or to such funds, subfunds, accounts, or subaccounts of the City Treasury as the Director of Finance may designate for that Series, and used for the purposes described in Section 2 of this ordinance. The Director of Finance may use the principal proceeds and net premium, if any, of any Series to pay for costs of issuance of that Series, and the Director of Finance also may incur and account for costs of issuance that are not included as part of the bond proceeds and net premium, including but not limited to any underwriter's discount.

The Director of Finance may (i) establish and transfer proceeds of the Bonds among funds, subfunds, accounts, or subaccounts in the City Treasury, or (ii) make interfund loans pursuant to Seattle Municipal Code Section 5.06.030 to or from other City accounts or funds, all on terms that the Director of Finance may deem necessary, appropriate, or desirable to carry out the purposes of this ordinance and consistent with the Bond Sale Terms. Enactment of this ordinance authorizes the transfer of amounts from the 2022 Multipurpose LTGO Bond Fund (and such other funds, subfunds, accounts, or subaccounts created for the purpose described in this Section 15 of this ordinance) to other funds in order to carry out the purposes of this ordinance.

There has previously been created and established in the City Treasury the Bond Redemption Fund. Net premium and accrued interest received from the sale and delivery of a Series of the Bonds that is not necessary for the purposes described in Section 2 of this ordinance, if any, shall be paid or allocated into the Bond Redemption Fund prior to the first debt service payment date with respect to that Series.

Until needed to pay the Project expenses and the costs described in this ordinance, the City may invest the proceeds of any Series of the Bonds temporarily in any authorized investment, and the investment earnings shall be deposited in such funds, subfunds, accounts and subaccounts as may be designated by the Director of Finance. Earnings subject to a federal tax or rebate requirement may be withdrawn from any such fund or account and used for those tax or rebate purposes.

The Director of Finance may pay principal of and interest on a Series of the Bonds with any proceeds of that Series (including interest earnings thereon) remaining after applying such proceeds to the purposes set forth in Section 2 of this ordinance, or after the City Council has determined that the expenditure of such Bond proceeds for those purposes is no longer necessary or appropriate.

Section 16. **General Authorization.** In addition to the specific authorizations in this ordinance, the Mayor and the Director of Finance and each of the other appropriate officers of the City is each authorized and directed to do everything as in such official or officer's judgment may be necessary, appropriate, or desirable in order to carry out the terms and provisions of, and complete the transactions contemplated by, this ordinance. In

particular and without limiting the foregoing:

(a) The Director of Finance, exercising discretion and without requiring further action by the City Council, (i) may issue requests for proposals to provide underwriting services or financing facilities (including liquidity or credit support), and may execute engagement letters with underwriters and other financial institutions (including providers of liquidity or credit support) based on responses to such requests, (ii) may select and make decisions regarding the Bond Registrar, fiscal or paying agents, and any Securities Depository for each Series of the Bonds; and (iii) may take such actions on behalf of the City as are necessary or appropriate for the City to designate, qualify, or maintain the tax-exempt treatment with respect to any Series issued as Tax-Exempt Bonds, to receive from the United States Treasury the applicable Tax Credit Subsidy Payments in respect of any Series issued as Tax Credit Subsidy Bonds, and to otherwise receive any other federal tax benefits relating to any Series of the Bonds that are available to the City; and

(b) The Mayor and Director of Finance are independently authorized (i) to execute and deliver any and all contracts or other documents as are consistent with this ordinance and for which the City's approval is necessary or to which the City is a party (including but not limited to agreements with escrow agents; refunding or defeasance trustees; liquidity or credit support providers; bond insurers; underwriters; lenders or other financial institutions; the Bond Registrar and any other fiscal or paying agents; counterparties to interest rate swap, cap, floor, or similar agreements; and custodians); and (ii) to negotiate, execute, and deliver such other contracts or documents incidental to the issuance and sale of a Series of the Bonds; the establishment of the initial interest rate or rates on a Bond; or the tender, purchase, remarketing, or redemption of a Bond, as may in such official's judgment be necessary or appropriate.

(c) In addition and without limiting the foregoing, the Mayor and Director of Finance are independently authorized to negotiate, execute, and deliver any and all contracts or other documents in form and substance acceptable to the Mayor and Director of Finance, that are necessary or desirable to effectuate the making of one or more loans to the Historic Seattle PDA for the sole purpose of undertaking capital improvements to the Good

Shepherd Center and related capital facilities and to otherwise ensure that the proceeds of the Bonds are applied to the purposes set forth in a written loan agreement to be executed in connection with each such loan in such form as may be agreed upon by the parties, consistent with this ordinance. This authorization expressly includes the authority to set interest rates and other terms of such loans (which may be different than the interest rates and corresponding terms of the bonds) and to include such additional terms, conditions, or covenants as may be necessary or desirable, in the judgment of the Mayor or Director of Finance, to protect the taxpayers of the City and to provide assistance to support the public purposes of the Historic Seattle PDA.

Section 17. **Amendment of Ordinance 126219.** Ordinance 126219 authorized issuance of the City's Limited Tax General Obligation Improvement and Refunding Bonds, 2021, Series A, and Limited Tax General Obligation Improvement Bonds, 2021, Series B (Taxable) (together, the "2021 Bonds"), and provided that proceeds of the 2021 Bonds would be used to carry out the costs of projects specified in Exhibit A to that ordinance, as well as other projects authorized by ordinance. Exhibit A to Ordinance 126219 is amended to read as set forth in Exhibit C, attached to this ordinance and incorporated by reference. All other terms of Ordinance 126219, including without limitations the authorizations relating to making one or more loans to the Pike Place Market Preservation and Development Authority for the purposes described therein, remain in effect and are ratified and confirmed in all respects.

Section 18. **Severability.** The provisions of this ordinance are declared to be separate and severable. The invalidity of any clause, sentence, paragraph, subdivision, section, subsection, or portion of this ordinance, or the invalidity of its application to any person or circumstance, does not affect the validity of the remainder of this ordinance or the validity of its application to other persons or circumstances.

Section 19. **Ratification of Prior Acts.** Any action consistent with the authority of this ordinance taken after its passage and prior to its effective date is ratified and confirmed.

Section 20. **Headings.** Section headings in this ordinance are nonsubstantive.

Section 21. **Effective Date.** This ordinance shall take effect and be in force 30 days after its approval by

the Mayor, but if not approved and returned by the Mayor within ten days after presentation, it shall take effect as provided by Seattle Municipal Code Section 1.04.020.

Passed by the City Council the _____ day of _____, 2021, and signed by
me in open session in authentication of its passage this _____ day of _____, 2021.

President _____ of the City Council

Approved / returned unsigned / vetoed this _____ day of _____, 2021.

Jenny A. Durkan, Mayor

Filed by me this _____ day of _____, 2021.

Monica Martinez Simmons, City Clerk

(Seal)

Attachments:

Exhibit A - Description of 2022 Projects

Exhibit B - Form of Continuing Disclosure Agreement

Exhibit C - Amended Description of 2021 Projects

EXHIBIT A

DESCRIPTION OF 2022 PROJECTS

Description	Approximate Principal Amount
Seattle Municipal Tower Elevator Rehab	\$ 9,500,000
Human Capital Management System	17,635,753
Fire Station 31	3,500,000
Data and Telephone Infrastructure	4,277,438
Computing Service Architecture	1,100,000
Criminal Justice Information Systems Projects	13,076,000
Alaskan Way Main Corridor (CPT-2.5%)	10,275,000
Overlook Walk and East-West Connections Project (CPT-2.5%)	4,630,000
West Seattle Bridge Immediate Response	44,634,160
W Marginal Way	1,150,000
Aquarium Expansion	11,975,000
Historic Seattle	1,800,000
Issuance Costs and Pricing Adjustments	3,706,601
Total	\$ 127,259,952

EXHIBIT B

FORM OF CONTINUING DISCLOSURE AGREEMENT

The City of Seattle, Washington (the “City”) makes the following written undertaking (the “Undertaking”) for the benefit of the Owners of the City’s Limited Tax General Obligation Bonds, [Year][Series] (the “Bonds”), for the sole purpose of assisting the underwriter in meeting the requirements of paragraph (b)(5) of Rule 15c2-12 (the “Rule”), as applicable to a participating underwriter for the Bonds. Capitalized terms used but not defined below shall have the meanings given in Ordinance _____ (the “Bond Ordinance”).

(a) Undertaking to Provide Annual Financial Information and Notice of Listed Events.

The City undertakes to provide or cause to be provided, either directly or through a designated agent, to the Municipal Securities Rulemaking Board (the “MSRB”), in an electronic format as prescribed by the MSRB, accompanied by identifying information as prescribed by the MSRB:

(i) Annual financial information and operating data of the type included in the final official statement for the Bonds and described in subsection (b) of this section (“annual financial information”). The timely filing of unaudited financial statements shall satisfy the requirements and filing deadlines pertaining to the filing of annual financial statements under subsection (b), provided that audited financial statements are to be filed if and when they are otherwise prepared and available to the City.

(ii) Timely notice (not in excess of 10 business days after the occurrence of the event) of the occurrence of any of the following events with respect to the Bonds: (1) principal and interest payment delinquencies; (2) non-payment related defaults, if material; (3) unscheduled draws on debt service reserves reflecting financial difficulties; (4) unscheduled draws on credit enhancements reflecting financial difficulties; (5) substitution of credit or liquidity providers, or their failure to perform; (6) adverse tax opinions, the issuance by the Internal Revenue Service of

1 proposed or final determinations of taxability, Notice of Proposed Issue (IRS Form 5701 – TEB)
2 or other material notices or determinations with respect to the tax status of the Bonds, or other
3 material events affecting the tax status of the Bonds; (7) modifications to rights of holders of the
4 Bonds, if material; (8) Bond calls (other than scheduled mandatory redemptions of Term Bonds),
5 if material, and tender offers; (9) defeasances; (10) release, substitution, or sale of property
6 securing repayment of the Bonds, if material; (11) rating changes; (12) bankruptcy, insolvency,
7 receivership or similar event of the City, as such “Bankruptcy Events” are defined in the Rule;
8 (13) the consummation of a merger, consolidation, or acquisition involving the City or the sale of
9 all or substantially all of the assets of the City other than in the ordinary course of business, the
10 entry into a definitive agreement to undertake such an action or the termination of a definitive
11 agreement relating to any such actions, other than pursuant to its terms, if material; (14)
12 appointment of a successor or additional trustee or the change of name of a trustee, if material;
13 (15) incurrence of a financial obligation of the City, if material, or agreement to covenants, events
14 of default, remedies, priority rights, or other similar terms of a financial obligation of the City, any
15 of which affect holders of the Bonds, if material; and (16) any default, event of acceleration,
16 termination event, modification of terms, or other similar event under the terms of a financial
17 obligation of the City, any of which reflect financial difficulties.

18 For purposes of this Undertaking, the term “financial obligation” shall mean a debt
19 obligation; derivative instrument entered into in connection with, or pledged as security or a source
20 of payment for, an existing or planned debt obligation; or a guarantee of either a debt obligation
21 or a derivative instrument entered into in connection with, or pledged as security or a source of
22 payment for, an existing or planned debt obligation. The term “financial obligation” does not

1 include municipal securities as to which a final official statement has been provided to the MSRB
2 consistent with the Rule.

3 (iii) Timely notice of a failure by the City to provide required annual financial
4 information on or before the date specified in subsection (b) of this section.

5 (b) Type of Annual Financial Information Undertaken to be Provided. The annual
6 financial information that the City undertakes to provide in subsection (a) of this section:

7 (i) Shall consist of (1) annual financial statements of the City prepared in
8 accordance with applicable generally accepted accounting principles applicable to governmental
9 units (except as otherwise noted therein), as such principles may be changed from time to time and
10 as permitted by applicable state law; (2) a statement of outstanding general obligation debt of the
11 City; (3) the assessed value of the property within the City subject to ad valorem taxation; and
12 (4) ad valorem tax levy rates and amounts and percentages of taxes collected;

13 (ii) Shall be provided not later than the last day of the ninth month after the end
14 of each fiscal year of the City (currently, a fiscal year ending December 31), as such fiscal year
15 may be changed as required or permitted by state law, commencing with the City's fiscal year
16 ending December 31, 20__; and

17 (iii) May be provided in a single document or multiple documents, and may be
18 incorporated by specific reference to documents available to the public on the Internet website of
19 the MSRB or filed with the Securities and Exchange Commission.

20 (c) Amendment of Undertaking. This Undertaking is subject to amendment after the
21 primary offering of the Bonds without the consent of any Owner or holder of any Bond, or of any
22 broker, dealer, municipal securities dealer, participating underwriter, rating agency or the MSRB,
23 under the circumstances and in the manner permitted by the Rule, including:

1 (i) The amendment may only be made in connection with a change in
2 circumstances that arises from a change in legal requirements, change in law, or change in the
3 identity, nature, or status of the City, or type of business conducted by the City;

4 (ii) The Undertaking, as amended, would have complied with the requirements
5 of the Rule at the time of the primary offering, after taking into account any amendments or
6 interpretations of the Rule, as well as any change in circumstances; and

7 (iii) The amendment does not materially impair the interests of holders, as
8 determined either by parties unaffiliated with the City (e.g., bond counsel or other counsel familiar
9 with federal securities laws), or by an approving vote of bondholders pursuant to the terms of the
10 Bond Ordinance at the time of the amendment.

11 The City will give notice to the MSRB of the substance (or provide a copy) of any
12 amendment to this Undertaking and a brief statement of the reasons for the amendment. If the
13 amendment changes the type of annual financial information to be provided, the annual financial
14 information containing the amended financial information will include a narrative explanation of
15 the effect of that change on the type of information to be provided.

16 (d) Beneficiaries. This Undertaking shall inure to the benefit of the City and any
17 Owner of Bonds, and shall not inure to the benefit of or create any rights in any other person.

18 (e) Termination of Undertaking. The City's obligations under this Undertaking shall
19 terminate upon the legal defeasance, prior redemption, or payment in full of all of the Bonds. In
20 addition, the City's obligations under this Undertaking shall terminate if those provisions of the
21 Rule that require the City to comply with this Undertaking become legally inapplicable in respect
22 of the Bonds for any reason, as confirmed by an opinion of nationally recognized bond counsel or

1 other counsel familiar with federal securities laws delivered to the City, and the City provides
2 timely notice of such termination to the MSRB.

3 (f) Remedy for Failure to Comply with Undertaking. As soon as practicable after the
4 City learns of any material failure to comply with this Undertaking, the City will proceed with due
5 diligence to cause such noncompliance to be corrected. No failure by the City or other obligated
6 person to comply with this Undertaking shall constitute a default in respect of the Bonds. The sole
7 remedy of any Owner of a Bond shall be to take such actions as that Owner deems necessary,
8 including seeking an order of specific performance from an appropriate court, to compel the City
9 or other obligated person to comply with this Undertaking.

10 (g) Designation of Official Responsible to Administer Undertaking. The Director of
11 Finance of the City (or such other officer of the City who may in the future perform the duties of
12 that office) or his or her designee is the person designated, in accordance with the Bond Ordinance,
13 to carry out this Undertaking of the City in respect of the Bonds set forth in this section and in
14 accordance with the Rule, including, without limitation, the following actions:

15 (i) Preparing and filing the annual financial information undertaken to be
16 provided;

17 (ii) Determining whether any event specified in subsection (a)(ii) has occurred,
18 assessing its materiality, where necessary, with respect to the Bonds, and preparing and
19 disseminating any required notice of its occurrence;

20 (iii) Determining whether any person other than the City is an “obligated
21 person” within the meaning of the Rule with respect to the Bonds, and obtaining from such person
22 an undertaking to provide any annual financial information and notice of listed events for that
23 person in accordance with the Rule;

- 1 (iv) Selecting, engaging and compensating designated agents and consultants,
2 including but not limited to financial advisors and legal counsel, to assist and advise the City in
3 carrying out this Undertaking; and
4 (v) Effecting any necessary amendment of the Undertaking.

EXHIBIT C

AMENDED DESCRIPTION OF 2021 PROJECTS

Description	Approximate Principal Amount
Seattle Municipal Tower Elevator Rehab	\$ 8,500,000
Fire Station 31	11,283,000
Human Capital Management System	7,500,000
Computing Services Architecture	6,429,807
Data and Telephone Infrastructure	11,503,229
Criminal Justice Information System	10,000,000
Alaskan Way Main Corridor (CPT-2.5%)	10,000,000
Overlook Walk and East-West Connections Projects (CPT 2.5%)	4,260,000
West Seattle Bridge Immediate Response	((100,000,000))
	<u>91,413,683</u>
<u>Northlake Retaining Wall</u>	<u>2,000,000</u>
<u>Alaskan Way Main Corridor (REET)</u>	<u>730,410</u>
<u>Alaskan Way Viaduct Replacement</u>	<u>216,533</u>
<u>Fairview Bridge</u>	<u>1,339,375</u>
<u>Highland Park Roundabout</u>	<u>1,499,999</u>
Aquarium Expansion	9,000,000
Pike Place Market	6,000,000
Various Transportation Projects	22,000,000
Seattle Center	8,000,000
Issuance Costs and Pricing Adjustments	<u>6,194,281</u>
Total	\$((220,910,317))
	<u>218,026,317</u>

SUMMARY and FISCAL NOTE*

Department:	Dept. Contact/Phone:	CBO Contact/Phone:
FAS	Michael Van Dyck 206-619-0393	Caleb Wagenaar 206-733-9228

1. BILL SUMMARY

Legislation Title: AN ORDINANCE relating to contracting indebtedness; authorizing and providing for the issuance and sale of limited tax general obligation bonds to pay all or part of the costs of various elements of the City’s capital improvement program and for other City purposes approved by ordinance, to provide loans to one or more public development authorities of the City for certain eligible capital purposes, and to pay the costs of issuance of the bonds; providing parameters for the bond sale terms including conditions, covenants, and other sale terms; creating the 2022 Multipurpose LTGO Bond Fund; amending Ordinance 126219; and ratifying and confirming certain prior acts.

Summary and background of the Legislation: This legislation provides the legal authorization to issue up to \$127.3 million of Limited Tax General Obligation Bonds, as assumed in the 2022 Proposed Budget and the Proposed 2022-2027 Capital Improvement Program (CIP) and includes \$1.8 million of financing to provide financing support to Historic Seattle Public Development Authority (PDA) for a seismic retrofit improvement of the Good Shepherd Center and \$12 million for the Aquarium Expansion. A loan agreement with Historic Seattle will be developed and will be subject to authorization by Council Ordinance that will describe the full terms of the loan and repayment schedule.

Although the Budget and CIP make specific assumptions about the use of debt financing for a certain share of the CIP, separate authorization for the issuance of bonds is technically required.

his bond sale is anticipated to occur in early 2022. The bond proceeds will support a share of the City’s general government capital program for about 12 months.

The bond sizing is based on the proposed budget and current cash-flow projections. The bond proceeds will also be used to pay issuance costs.

The City’s Capital Improvement Program (CIP) identifies debt financing for certain projects and the City’s budget appropriates the associated debt service. The following table provides details of this bond issue.

2022 Multipurpose LTGO Bond Issue (\$1000's)

Description	Approx. Project Fund Deposit	Approx. Par Amount (1)	Max. Term	Approx. Rate	Debt Service Proposed 2022	Debt Service Estimated 2023	Debt Service Funding Source
Seattle Municipal Tower Elevator Rehab	9,500	9,785	10	3.0%	294	1,147	FAS Rates
Human Capital Management System	17,636	18,165	8	3.0%	545	2,588	FAS Rates
Fire station 31	3,500	3,605	20	4.0%	108	265	REET I
Data and Telephone Infrastructure	4,277	4,406	8	3.0%	132	628	IT Rates
Computing Service Architecture	1,100	1,133	8	3.0%	34	161	IT Rates
Criminal Justice Information System Projects	13,076	13,468	8	3.0%	404	1,919	General Fund
Alaskan Way Main Corridor (CPT-2.5%)	10,275	10,583	20	4.0%	317	779	CPT 2.5% (2)
Overlook Walk and East-West Connections Project (CPT-2.5%)	4,630	4,769	20	4.5%	161	367	CPT 2.5% (2)
West Seattle Bridge Immediate Response	44,634	45,973	20	4.0%	1,379	3,383	REET II
W Marginal Way	1,150	1,185	20	4.0%	36	87	REET II
Aquarium Expansion	11,975	12,334	20	4.5%	416	948	REET I
Historic Seattle	1,800	1,854	20	4.5%	63	143	HS/BIRF
Total 2022 Bonds	123,553	127,260			3,889	12,414	

(1) Includes 3% for costs of issuance and pricing adjustments.
(2) Receipts from additional 2.5% commercial parking taxes.

2. OTHER IMPLICATIONS

- Does this legislation affect any departments besides the originating department?**
FAS and various operating departments with projects being financed by this bond issue.
- Is a public hearing required for this legislation?**
No.
- Is publication of notice with *The Daily Journal of Commerce* and/or *The Seattle Times* required for this legislation?**
No.
- Does this legislation affect a piece of property?**
No.
- Please describe any perceived implication for the principles of the Race and Social Justice Initiative. Does this legislation impact vulnerable or historically disadvantaged communities? What is the Language Access plan for any communications to the public?**
N/A
- Climate Change Implications**
 - Emissions: Is this legislation likely to increase or decrease carbon emissions in a material way?**
No.
 - Resiliency: Will the action(s) proposed by this legislation increase or decrease Seattle's resiliency (or ability to adapt) to climate change in a material way? If so,**

explain. If it is likely to decrease resiliency in a material way, describe what will or could be done to mitigate the effects.

N/A

- g. If this legislation includes a new initiative or a major programmatic expansion: What are the specific long-term and measurable goal(s) of the program? How will this legislation help achieve the program's desired goal(s).**

N/A

List attachments/exhibits below:



Legislation Text

File #: CB 120224, **Version:** 1

CITY OF SEATTLE

ORDINANCE _____

COUNCIL BILL _____

AN ORDINANCE relating to contracting indebtedness; authorizing and providing for the issuance and sale of limited tax general obligation bonds to pay all or part of the costs of certain transportation elements of the City's capital improvement program and for other City purposes approved by ordinance and to pay the costs of issuance of the bonds; providing parameters for the bond sale terms including conditions, covenants, and other sale terms; and ratifying and confirming certain prior acts.

WHEREAS, The City of Seattle, Washington (the "City"), has determined that it is in its best interest that the transportation-related capital projects described in this ordinance (the "Projects") be financed by the issuance of limited tax general obligation bonds of the City in a principal amount not to exceed \$103 million; and

WHEREAS, RCW 39.36.020 authorizes the City to incur indebtedness without the assent of the voters of the City so long as such indebtedness does not result in a total nonvoted indebtedness of the City in excess of 1.5 percent of the value of taxable property within the City as computed in accordance with RCW 39.36.030; NOW, THEREFORE,

BE IT ORDAINED BY THE CITY OF SEATTLE AS FOLLOWS:

Section 1. **Definitions.** In this ordinance, the following capitalized terms shall have the meanings set forth in this section.

"Authorized Denomination" means \$5,000 or any integral multiple thereof within a maturity of a Series, or such other minimum authorized denominations as may be specified in the applicable Bond Documents.

"Beneficial Owner" means, with regard to a Bond, the owner of any beneficial interest in that Bond.

“Bond” means one of the limited tax general obligation bonds issued pursuant to this ordinance.

“Bond Counsel” means a lawyer or a firm of lawyers, selected by the City, of nationally recognized standing in matters pertaining to bonds issued by states and their political subdivisions.

“Bond Documents” means, with respect to any Series of the Bonds, (a) this ordinance (including any amendatory or supplemental ordinances); (b) the authenticated bond form; and (c) the written agreement(s) setting forth the Bond Sale Terms and additional terms, conditions, or covenants pursuant to which such Bond was issued and sold, as set forth in any one or more of the following (if any): (i) a sale resolution, (ii) a bond purchase contract (as defined in the applicable authorizing ordinance), (iii) a bond indenture, fiscal agent or paying agent agreement, or the State fiscal agency contract, and (iv) a direct purchase or continuing covenant agreement.

“Bond Purchase Contract” means a written offer to purchase a Series of the Bonds pursuant to certain Bond Sale Terms, which offer has been accepted by the City in accordance with this ordinance. In the case of a competitive sale, the Purchaser’s bid for a Series, together with the official notice of sale and Pricing Certificate confirming the Bond Sale Terms, shall comprise the Bond Purchase Contract.

“Bond Redemption Fund” means the City’s General Bond Interest and Redemption Fund, previously created by Ordinance 112112 and established and to be used for the payment of the principal of, premium, if any, and interest on the Bonds.

“Bond Register” means the books or records maintained by the Bond Registrar for the purpose of registering ownership of each Bond.

“Bond Registrar” means the Fiscal Agent (unless the Director of Finance appoints a different person to act as bond registrar with respect to a particular Series), or any successor bond registrar selected in accordance with the Registration Ordinance.

“Bond Sale Terms” means the terms and conditions for the sale of a Series of the Bonds approved by the Director of Finance consistent with the parameters set forth in Section 4 of this ordinance, including the

maximum principal amount, date or dates, denominations, interest rate or rates (or mechanism for determining the interest rate or rates), payment dates, final maturity, redemption rights, price, and other terms, conditions or covenants. In connection with a negotiated sale or private placement, the Bond Sale Terms shall be set forth in a Bond Purchase Contract; in connection with a competitive sale, the Bond Sale Terms shall be set forth in a Pricing Certificate.

“Book-Entry Form” means a fully registered form in which physical bond certificates are registered only in the name of the Securities Depository (or its nominee), as Registered Owner, with the physical bond certificates held by and immobilized in the custody of the Securities Depository (or its designee), where the system for recording and identifying the transfer of the ownership interests of the Beneficial Owners in those Bonds is neither maintained by nor the responsibility of the City or the Bond Registrar.

“City” means The City of Seattle, Washington, a municipal corporation duly organized and existing under the laws of the State.

“City Council” means the City Council of the City, as duly and regularly constituted from time to time.

“Code” means the Internal Revenue Code of 1986, or any successor thereto, as it has been and may be amended from time to time, and regulations thereunder.

“Continuing Disclosure Agreement” means, for each Series sold in an offering subject to federal securities regulations requiring a written undertaking to provide continuing disclosure, a continuing disclosure agreement entered into pursuant to Section 14 of this ordinance, in substantially the form attached to this ordinance as Exhibit B.

“DTC” means The Depository Trust Company, New York, New York.

“Director of Finance” or **“Director”** means the Director of the Finance Division of the Department of Finance and Administrative Services, or any other officer who succeeds to substantially all of the responsibilities of that office.

“Fiscal Agent” means the fiscal agent of the State, as the same may be designated by the State from

time to time, or such other fiscal agent as the City may later appoint.

“Government Obligations” means, unless otherwise limited in the Bond Documents for a particular Series of the Bonds, any government obligation as that term is defined in RCW 39.53.010, as now in effect or as may hereafter be amended.

“Issue Date” means, with respect to a Bond, the initial date on which that Bond is issued and delivered to the initial Purchaser in exchange for its purchase price.

“Letter of Representations” means the Blanket Issuer Letter of Representations between the City and DTC dated October 4, 2006, as amended at any time, or an agreement with a substitute or successor Securities Depository.

“MSRB” means the Municipal Securities Rulemaking Board.

“Omnibus Refunding Ordinance” means Ordinance 125457, as amended at any time, authorizing the issuance of general obligation refunding bonds, or any future ordinance pursuant to which the Bonds (or any Series of the Bonds) are designated as “refundable bonds.”

“Owner” means, without distinction, the Registered Owner and the Beneficial Owner of a Bond.

“Pricing Certificate” means a certificate executed by the Director of Finance as of the pricing date confirming the Bond Sale Terms for the sale of a Series of Bonds to the Purchaser in a competitive sale, in accordance with the parameters set forth in Section 4 of this ordinance.

“Projects” means the various elements of the City’s capital improvement program identified in Exhibit A to this ordinance.

“Purchaser” means the entity or entities selected by the Director of Finance in accordance with this ordinance to serve as underwriter, purchaser or successful bidder in a sale of any Series.

“Rating Agency” means any nationally recognized rating agency then maintaining a rating on a Series of the Bonds at the request of the City.

“Record Date” means, unless otherwise defined in the Bond Documents, in the case of each interest or

principal payment date, the Bond Registrar's close of business on the 15th day of the month preceding such interest or principal payment date. With regard to redemption of a Bond prior to its maturity, the Record Date shall mean the Bond Registrar's close of business on the day prior to the date on which the Bond Registrar sends the notice of redemption to the Registered Owner(s) of the affected Bonds.

"Registered Owner" means, with respect to a Bond, the person in whose name that Bond is registered on the Bond Register. For so long as a Series of the Bonds is in Book-Entry Form under a Letter of Representations, the Registered Owner of such Series shall mean the Securities Depository.

"Registration Ordinance" means Ordinance 111724, establishing a system of registration for the City's bonds and other obligations pursuant to Seattle Municipal Code Chapter 5.10 as amended.

"Rule 15c2-12" means Rule 15c2-12 promulgated by the SEC under the Securities Exchange Act of 1934 as amended.

"SEC" means the United States Securities and Exchange Commission.

"Securities Depository" means DTC, any successor thereto, any substitute securities depository selected by the City, or the nominee of any of the foregoing. Any successor or substitute Securities Depository must be qualified under applicable laws and regulations to provide the services proposed to be provided by it.

"Series" means a series of the Bonds issued pursuant to this ordinance.

"State" means the State of Washington.

"Tax Credit Subsidy Bond" means any Taxable Bond that is designated by the City as a tax credit bond pursuant to the Code, and which is further designated as a "qualified bond" under Section 6431 or similar provision of the Code, and with respect to which the City is eligible to claim a Tax Credit Subsidy Payment.

"Tax Credit Subsidy Payment" means a payment by the federal government with respect to a Tax Credit Subsidy Bond.

"Tax-Exempt Bond" means any Bond the interest on which is intended on the Issue Date to be excludable from gross income for federal income tax purposes.

“Taxable Bond” means any Bond the interest on which is not intended on the Issue Date to be excludable from gross income for federal income tax purposes.

“Term Bond” means any Bond that is issued subject to mandatory redemption prior to its maturity in periodic mandatory redemption payments in accordance with Section 7(b) of this ordinance.

Section 2. **Authorization of Bonds.** The City is authorized to borrow money on the credit of the City and issue limited tax general obligation bonds evidencing indebtedness in the maximum principal amount stated in Section 4 of this ordinance to pay all or part of the costs of the Projects (which costs may include capitalized interest, if necessary); for other City purposes approved by ordinance; and to pay the costs of issuance of the Bonds. The Bonds may be issued in one or more Series and may be combined with other general obligation bonds (including refunding bonds) authorized separately. The Bonds shall be designated limited tax general obligation bonds, shall be numbered separately, and shall have any name, year and Series or other label as deemed necessary or appropriate by the Director of Finance.

Section 3. **Manner of Sale of the Bonds.** The Director of Finance may provide for the sale of each Series by competitive sale, negotiated sale, limited offering, or private placement. The Purchaser of each Series shall be chosen through a selection process acceptable to the Director of Finance. The Director of Finance is authorized to specify a date and time of sale and a date and time for the delivery of each Series; in the case of a competitive sale, to provide an official notice of sale including bid parameters and other bid requirements and to provide for the use of an electronic bidding mechanism; to provide for and determine matters relating to the forward or delayed delivery of the Bonds, if deemed desirable; and to specify other matters that the Director determines are necessary, appropriate, or desirable in order to carry out the sale of each Series. Each Series must be sold on Bond Sale Terms consistent with the parameters set forth in Section 4 of this ordinance.

Section 4. **Appointment of Designated Representative; Bond Sale Terms.**

(a) **Designated Representative.** The Director of Finance is appointed to serve as the City’s designated representative in connection with the issuance and sale of the Bonds in accordance with RCW 39.46.040(2) and

this ordinance.

(b) **Parameters for Bond Sale Terms.** The Director of Finance is authorized to approve on behalf of the City Bond Sale Terms for the sale of the Bonds in one or more Series and, in connection with each such sale, to execute a Bond Purchase Contract (or, in the case of a competitive sale, a Pricing Certificate) confirming the Bond Sale Terms and such related agreements as may be necessary or desirable, consistent with the following parameters:

(i) **Maximum Principal Amount.** The maximum aggregate principal amount of all Series of the Bonds authorized by this ordinance may not exceed \$103 million.

(ii) **Date or Dates.** Each Bond shall be dated its Issue Date, as determined by the Director of Finance, which Issue Date may not be later than December 31, 2024.

(iii) **Denominations.** The Bonds shall be issued in Authorized Denominations.

(iv) **Interest Rate(s).** Each Bond shall bear interest from its Issue Date or from the most recent date to which interest has been paid or duly provided, unless otherwise provided in the applicable Bond Documents. One or more rates of interest shall be established for each maturity of each Series of the Bonds, which rate or rates may be fixed or variable. The net interest cost for any fixed rate Series may not exceed a rate of 10 percent per annum.

(v) **Payment Dates.** Interest shall be payable on dates acceptable to the Director of Finance. Principal shall be payable on dates acceptable to the Director of Finance, which shall include payment at the maturity of each Bond, in mandatory redemption installments applicable to Term Bonds, and otherwise in accordance with any redemption or tender provisions set forth in the Bond Documents.

(vi) **Final Maturity.** Each Bond shall mature no later than 31 years after its Issue Date.

(vii) **Redemption Prior to Maturity.** The Bond Sale Terms may include redemption provisions, as determined by the Director of Finance, consistent with Section 7 of this ordinance and subject to the following:

(A) **Optional Redemption.** The Director of Finance may designate any Bond as being subject to optional redemption prior to its maturity. Any Tax-Exempt Bond that is subject to optional redemption prior to maturity must be callable on at least one or more dates occurring not more than 10-1/2 years after the Issue Date, consistent with subsection 7(a) of this ordinance.

(B) **Mandatory Redemption.** The Director of Finance may designate any Bond as a Term Bond, subject to mandatory redemption prior to its maturity in mandatory redemption installment payments of principal, consistent with subsection 7(b) of this ordinance.

(C) **Extraordinary Redemption.** The Director of Finance may designate any Bond as subject to extraordinary optional redemption or extraordinary mandatory redemption upon the occurrence of an extraordinary event, as such event or events may be set forth in the applicable Bond Documents, consistent with subsection 7(c) of this ordinance.

(viii) **Price.** The Director of Finance may approve in the Bond Sale Terms an aggregate purchase price for each Series of the Bonds that is, in the Director's judgment, the price that produces the most advantageous borrowing cost for the City for that Series consistent with the parameters set forth herein and in any applicable bid documents.

(ix) **Other Terms and Conditions.**

(A) **Debt Capacity and Limitations.** A Series of the Bonds may not be issued in an amount that would cause the indebtedness of the City to exceed the City's legal debt capacity on the Issue Date of such Series.

(B) **Reasonably Expected Life.** As of the Issue Date of each Series, the Director of Finance must find to the Director's satisfaction that the average expected life of the capital facilities or assets to be financed with the proceeds (or allocable share of proceeds) of that Series exceeds the weighted average maturity of such Series (or share thereof allocated to financing those capital facilities).

(C) **Additional Terms, Conditions, and Agreements.** The Bond Sale Terms for any

Series may provide for bond insurance or for any other credit enhancement as the Director of Finance may find necessary or desirable. The Bond Sale Terms may include such additional terms, conditions, and covenants as may be necessary or desirable, including but not limited to: restrictions on investment of Bond proceeds and pledged funds (including any escrow established for the defeasance of any of the Bonds); provisions for the conversion of interest rate modes; provisions for the reimbursement of a credit enhancement provider; and requirements to give notice to or obtain the consent of a credit enhancement provider. The Director of Finance is authorized to execute, on behalf of the City, such additional certificates and agreements as may be necessary or desirable to reflect such terms, conditions, and covenants.

The Bonds authorized by this ordinance may not be issued unless the Seattle Department of Transportation has provided a written report to the City Council: (1) setting forth an anticipated schedule for expending the proceeds of the Bonds over a period not longer than eighteen months following issuance of the Bonds; (2) specifically identifying the Projects that will be funded by the issuance of the Bonds; and (3) requesting the appropriations that are necessary to support the Projects.

(D) **Tax Status of the Bonds.** The Director of Finance may designate any Series of the Bonds as Tax-Exempt Bonds, Taxable Bonds, or Tax Credit Subsidy Bonds, consistent with Section 13 of this ordinance.

Section 5. **Bond Registrar; Registration and Transfer of Bonds.**

(a) **Registration and Bond Registrar.** The Bonds shall be issued only in registered form as to both principal and interest and shall be recorded on the Bond Register. The Fiscal Agent is appointed to act as Bond Registrar for each Series of the Bonds, unless otherwise determined by the Director of Finance.

(b) **Transfer and Exchange of Bonds.** The Bond Registrar shall keep, or cause to be kept, sufficient books for the registration and transfer of the Bonds, which shall be open to inspection by the City at all times. The Bond Register shall contain the name and mailing address of the Registered Owner of each Bond and the principal amount and number of each of the Bonds held by each Registered Owner.

The Bond Registrar is authorized, on behalf of the City, to authenticate and deliver Bonds transferred or exchanged in accordance with the provisions of the Bonds and this ordinance, to serve as the City's paying agent for the Bonds and to carry out all of the Bond Registrar's powers and duties under this ordinance and the Registration Ordinance.

The Bond Registrar shall be responsible for its representations contained in the Bond Registrar's certificate of authentication on the Bonds. The Bond Registrar may become an Owner of Bonds with the same rights it would have if it were not the Bond Registrar and, to the extent permitted by law, may act as depository for and permit any of its officers or directors to act as members of, or in any other capacity with respect to, any committee formed to protect the rights of Owners.

Bonds surrendered to the Bond Registrar may be exchanged for Bonds in any Authorized Denomination of an equal aggregate principal amount and of the same Series, interest rate, and maturity. Bonds may be transferred only if endorsed in the manner provided thereon and surrendered to the Bond Registrar. Any exchange or transfer shall be without cost to an Owner or transferee. The Bond Registrar shall not be obligated to exchange or transfer any Bond during the period between the Record Date and the corresponding interest payment or principal redemption date.

(c) Securities Depository; Book-Entry Form. Unless otherwise determined by the Director of Finance, the Bonds initially shall be issued in Book-Entry Form and registered in the name of the Securities Depository. The Bonds so registered shall be held fully immobilized in Book-Entry Form by the Securities Depository in accordance with the provisions of the Letter of Representations. Neither the City nor the Bond Registrar shall have any responsibility or obligation to participants of the Securities Depository (or the persons for whom they act as nominees) with respect to the Bonds regarding the accuracy of any records maintained by the Securities Depository (or its participants) of any amount in respect of principal of or interest on the Bonds, or any notice that is permitted or required to be given to Registered Owners hereunder (except such notice as is required to be given by the Bond Registrar to the Securities Depository). Registered ownership of a Bond

initially held in Book-Entry Form, or any portion thereof, may not be transferred except: (i) to any successor Securities Depository; (ii) to any substitute Securities Depository appointed by the City or such substitute Securities Depository's successor; or (iii) to any person if the Bond is no longer held in Book-Entry Form.

Upon the resignation of the Securities Depository from its functions as depository, or upon a determination by the Director of Finance to discontinue utilizing the then-current Securities Depository, the Director of Finance may appoint a substitute Securities Depository. If the Securities Depository resigns from its functions as depository and no substitute Securities Depository can be obtained, or if the Director of Finance determines not to utilize a Securities Depository, then the Bonds shall no longer be held in Book-Entry Form and ownership may be transferred only as provided herein.

Nothing herein shall prevent the Bond Sale Terms from providing that a Series of the Bonds shall be issued in certificated form without utilizing a Securities Depository, and that the Bonds of such Series shall be registered as of their Issue Date in the names of the Owners thereof, in which case ownership may be transferred only as provided herein.

(d) **Lost or Stolen Bonds.** In case any Bond shall be lost, stolen or destroyed, the Bond Registrar may authenticate and deliver a new bond or bonds of like amount, date, tenor, and effect to the Registered Owner(s) thereof upon the Registered Owner(s)' paying the expenses and charges of the City in connection therewith, and upon filing with the Bond Registrar evidence satisfactory to the Bond Registrar that such bond or bonds were actually lost, stolen or destroyed and of Registered Ownership thereof, and upon furnishing the City with indemnity satisfactory to both.

Section 6. **Payment of Bonds.**

(a) **Payment.** Principal of and interest on each Bond shall be payable in lawful money of the United States of America on the dates and in the amounts as provided in the Bond Documents applicable to that Series. No Bonds of any Series shall be subject to acceleration under any circumstances.

(b) **Bonds Held In Book-Entry Form.** Principal of and interest on each Bond held in Book-Entry Form

shall be payable in the manner set forth in the Letter of Representations.

(c) **Bonds Not Held In Book-Entry Form.** Interest on each Bond not held in Book-Entry Form shall be payable by electronic transfer on the interest payment date, or by check or draft of the Bond Registrar mailed on the interest payment date to the Registered Owner at the address appearing on the Bond Register on the Record Date. The City, however, shall not be required to make electronic transfers except pursuant to a request by a Registered Owner in writing received at least ten days prior to the Record Date and at the sole expense of the Registered Owner. Principal of each Bond not held in Book-Entry Form shall be payable upon presentation and surrender of the Bond by the Registered Owner to the Bond Registrar.

Section 7. **Redemption and Purchase of Bonds.**

(a) **Optional Redemption.** All or some of the Bonds of any Series may be subject to redemption prior to their stated maturity dates at the option of the City at the times and on the terms set forth in the applicable Bond Documents.

(b) **Mandatory Redemption.** All or some of the Bonds of any Series may be designated as Term Bonds, subject to mandatory redemption in principal installment payments, as set forth in the applicable Bond Documents. If not redeemed or purchased at the City's option prior to maturity, Term Bonds (if any) must be redeemed, at a price equal to one hundred percent of the principal amount to be redeemed plus accrued interest, on the dates and in the years and principal amounts set forth in the applicable Bond Documents.

If the City optionally redeems or purchases a Term Bond prior to its maturity, the principal amount of that Term Bond so redeemed or purchased (irrespective of its redemption or purchase price) shall be credited against the remaining mandatory redemption installment payments in the manner directed by the Director of Finance. In the absence of direction by the Director of Finance, credit shall be allocated to each mandatory redemption installment payment for that Bond on a pro rata basis.

(c) **Extraordinary Redemption.** All or some of the Bonds of any Series may be subject to extraordinary optional or extraordinary mandatory redemption prior to maturity, upon the occurrence of an

extraordinary event, at the prices, in the principal amounts, and on the dates, all as set forth in the applicable Bond Documents.

(d) **Selection of Bonds for Redemption; Partial Redemption.** If fewer than all of the outstanding Bonds of a Series are to be redeemed at the option of the City, the Director of Finance shall select the maturity or maturities to be redeemed. If less than all of the principal amount of a maturity of the selected Series is to be redeemed, if such Series is held in Book-Entry Form, the portion of such maturity to be redeemed shall be selected for redemption by the Securities Depository in accordance with the Letter of Representations. If the Series is not then held in Book-Entry Form, the portion of such maturity to be redeemed shall be selected by the Bond Registrar using such method of random selection as the Bond Registrar shall determine. All or a portion of the principal amount of any Bond that is to be redeemed may be redeemed in any applicable Authorized Denomination. If less than all of the outstanding principal amount of any Bond is redeemed, upon surrender of that Bond to the Bond Registrar there shall be issued to the Registered Owner, without charge, a new Bond (or Bonds, at the option of the Registered Owner) of the same Series, maturity, and interest rate in any Authorized Denomination in the aggregate principal amount to remain outstanding.

(e) **Purchase.** The City reserves the right and option to purchase any or all of the Bonds at any time at any price acceptable to the City plus accrued interest to the date of purchase.

Section 8. **Notice of Redemption; Rescission of Notice.** Unless otherwise set forth in the applicable Bond Documents, the City must cause notice of any intended redemption of Bonds to be given not less than 20 nor more than 60 days prior to the date fixed for redemption by first-class mail, postage prepaid, to the Registered Owner of any Bond to be redeemed at the address appearing on the Bond Register on the Record Date, and the requirements of this sentence shall be deemed to have been fulfilled when notice has been mailed as so provided, whether or not it is actually received by the Owner of any Bond. Interest on Bonds called for redemption shall cease to accrue on the date fixed for redemption unless the Bond or Bonds called are not redeemed when presented pursuant to the call.

In the case of an optional or extraordinary optional redemption, the notice may state that the City retains the right to rescind the redemption notice and the related redemption of Bonds by giving a notice of rescission to the affected Registered Owners at any time on or prior to the scheduled redemption date. Any notice of redemption that is rescinded by the Director of Finance shall be of no effect, and the Bonds for which the notice of redemption has been rescinded shall remain outstanding.

Section 9. **Failure to Pay Bonds.** If any Bond is not paid when properly presented at its maturity or redemption date, the City shall be obligated to pay interest on that Bond at the same rate provided on that Bond from and after its maturity or redemption date until that Bond, including principal, redemption premium (if any), and interest, is paid in full or until sufficient money for its payment in full is on deposit in the Bond Redemption Fund and that Bond has been called for payment by giving notice of that call to the Registered Owner of that Bond.

Section 10. **Form and Execution of Bonds.** The Bonds shall be typed, printed, or reproduced in a form consistent with the provisions of this ordinance and State law and shall be signed by the Mayor and Director of Finance, either or both of whose signatures may be manual or in facsimile. The seal of the City or a facsimile reproduction thereof shall be impressed or printed thereon.

Only Bonds bearing a certificate of authentication in substantially the following form (with the designation, year, and Series of the Bonds adjusted consistent with this ordinance), manually signed by the Bond Registrar, shall be valid or obligatory for any purpose or entitled to the benefits of this ordinance: “This Bond is one of the fully registered The City of Seattle, Washington, [Limited Tax General Obligation Bonds], [Year] [Series], described in [this ordinance].” The authorized signing of a certificate of authentication shall be conclusive evidence that the Bond so authenticated has been duly executed, authenticated, and delivered and is entitled to the benefits of this ordinance.

If any officer whose manual or facsimile signature appears on a Bond ceases to be an officer of the City authorized to sign bonds before the Bond bearing that officer’s manual or facsimile signature is authenticated or

delivered by the Bond Registrar or issued by the City, that Bond nevertheless may be authenticated, delivered, and issued and, when authenticated, issued, and delivered, shall be as binding on the City as though that person had continued to be an officer of the City authorized to sign bonds. Any Bond also may be signed on behalf of the City by any person who, on the actual date of signing of the Bond, is an officer of the City authorized to sign bonds, although that person did not hold the required office on the Issue Date of that Series of the Bonds.

Section 11. **Pledge of Taxes**. For so long as any of the Bonds are outstanding, the City irrevocably pledges to include in its budget and levy taxes annually within the constitutional and statutory tax limitations provided by law without a vote of the electors of the City on all of the taxable property within the City in an amount sufficient, together with other money legally available and to be used therefor, to pay when due the principal of and interest on the Bonds. The full faith, credit, and resources of the City are pledged irrevocably for the annual levy and collection of those taxes and the prompt payment of that principal and interest.

Section 12. **Refunding or Defeasance of Bonds**.

(a) **Bonds Designated as Refundable Bonds**. Each Series of the Bonds is designated as a Series of “Refundable Bonds” for purposes of the Omnibus Refunding Ordinance.

(b) **Refunding; Defeasance**. The City may issue refunding bonds pursuant to the laws of the State or use money available from any other lawful source (i) to pay when due the principal of (including premium, if any) and interest on any Bond, or any portion thereof, included in a refunding or defeasance plan (the “Defeased Bonds”); (ii) to redeem and retire, release, refund, or defease the Defeased Bonds; and (iii) to pay the costs of such refunding or defeasance. If money and/or Government Obligations maturing at a time or times and in an amount sufficient (together with known earned income from the investment thereof) to redeem and retire, release, refund, or defease the Defeased Bonds in accordance with their terms is set aside in a special trust fund or escrow account irrevocably pledged to such redemption, retirement, or defeasance (the “Trust Account”), then all right and interest of the Owners of the Defeased Bonds in the covenants of this ordinance and in the funds and accounts pledged to the payment of such Defeased Bonds, other than the right to receive

the funds so set aside and pledged, thereafter shall cease and become void. Such Owners thereafter shall have the right to receive payment of the principal of and interest or redemption price on the Defeased Bonds from the Trust Account. After establishing and fully funding such a Trust Account, the Defeased Bonds shall be deemed to be no longer outstanding, and the Director of Finance may then apply any money in any other fund or account established for the payment or redemption of the Defeased Bonds to any lawful purpose.

(c) **Notice of Defeasance or Refunding.** Unless otherwise specified in the applicable Bond Documents, notice of refunding or defeasance shall be given, and selection of Bonds for any partial refunding or defeasance shall be conducted, in the manner set forth in this ordinance for the redemption of Bonds.

Section 13. **Federal Tax Matters.** The Bond Documents may include such additional terms and covenants relating to federal tax matters as the Director of Finance deems necessary or appropriate, including the following:

(a) **Tax-Exempt Bonds.** For each Series of the Bonds issued as Tax-Exempt Bonds, the City covenants that it will take all actions consistent with the terms of such Series, as set forth in this ordinance and the applicable Bond Documents, that are reasonably within its power and necessary to prevent interest on that Series from being included in gross income for federal income tax purposes. The City further covenants that it will neither take any action nor make or permit any use of gross proceeds of such Series (or other funds of the City treated as gross proceeds of such Series) at any time during the term of such Series that will cause interest on such Series to be included in gross income for federal income tax purposes. The City also covenants that, to the extent the arbitrage rebate requirement of Section 148 of the Code is applicable to any Series issued as Tax-Exempt Bonds, it will take all actions necessary to comply (or to be treated as having complied) with that requirement in connection with that Series (including the calculation and payment of any penalties that the City may elect to pay as an alternative to calculating rebatable arbitrage and the payment of any other penalties if required under Section 148 of the Code) to prevent interest on such Series from being included in gross income for federal income tax purposes.

(b) **Taxable Bonds; Tax Credit Subsidy Bonds.** For each Series of the Bonds issued as Taxable Bonds or as Tax Credit Subsidy Bonds, the Director of Finance is authorized to make provision in the Bonds and other Bond Documents, to execute additional written agreements, and to make additional covenants on behalf of the City, all as he or she may deem necessary or appropriate in order to obtain, maintain, and administer such tax status. In the case of Tax Credit Subsidy Bonds, such additional covenants and agreements may include (without limiting the generality of the foregoing) those necessary in order for the City (i) to receive from the United States Treasury the applicable Tax Credit Subsidy Payments in respect of such Tax Credit Subsidy Bonds, and (ii) to ensure that such Series otherwise becomes and remains eligible for tax benefits under the Code.

Section 14. **Official Statement; Continuing Disclosure.**

(a) **Preliminary Official Statement.** The Director of Finance and other appropriate City officials are directed to cause the preparation of and review the form of a preliminary official statement in connection with each sale of one or more Series to the public. For the sole purpose of the Purchaser's compliance with paragraph (b)(1) of Rule 15c2-12, the Director of Finance is authorized to deem that preliminary official statement final as of its date, except for the omission of information permitted to be omitted by Rule 15c2-12. The City approves the distribution to potential purchasers of the Bonds of a preliminary official statement that has been deemed final in accordance with this subsection.

(b) **Final Official Statement.** The City approves the preparation of a final official statement for each sale of one or more Series of the Bonds to be sold to the public in the form of the preliminary official statement with such additions, modifications, and amendments as the Director of Finance deems necessary or desirable, and further authorizes the Director of Finance to execute and deliver such final official statement to the Purchaser. The City authorizes and approves the distribution by the Purchaser of that final official statement to purchasers and potential purchasers of the Bonds.

(c) **Undertaking to Provide Continuing Disclosure.** To meet the requirements of paragraph (b)(5) of

Rule 15c2-12, as applicable to a participating underwriter for a Series of the Bonds, the Director of Finance is authorized to execute a written Continuing Disclosure Agreement with respect to that Series, in substantially the form attached to this ordinance as Exhibit B.

Section 15. **Deposit and Use of Proceeds**. Unless otherwise provided in the Bond Sale Terms, the principal proceeds and net premium, if any, received from the sale and delivery of any Series of the Bonds shall be paid into or allocated to the 2022 Multipurpose LTGO Bond Fund, or to such funds, subfunds, accounts, or subaccounts of the City Treasury as the Director of Finance may designate for that Series, and used for the purposes described in Section 2 of this ordinance. The Director of Finance may use the principal proceeds and net premium, if any, of any Series to pay for costs of issuance of that Series, and the Director of Finance also may incur and account for costs of issuance that are not included as part of the bond proceeds and net premium, including but not limited to any underwriter's discount.

The Director of Finance may (i) establish and transfer proceeds of the Bonds among funds, subfunds, accounts, or subaccounts in the City Treasury, or (ii) make interfund loans pursuant to Seattle Municipal Code Section 5.06.030 to or from other City accounts or funds, all on terms that the Director of Finance may deem necessary, appropriate, or desirable to carry out the purposes of this ordinance and consistent with the Bond Sale Terms. Enactment of this ordinance authorizes the transfer of amounts from the 2022 Multipurpose LTGO Bond Fund (and such other funds, subfunds, accounts, or subaccounts created for the purpose described in this Section 15 of this ordinance) to other funds in order to carry out the purposes of this ordinance.

There has previously been created and established in the City Treasury the Bond Redemption Fund. Net premium and accrued interest received from the sale and delivery of a Series of the Bonds that is not necessary for the purposes described in Section 2 of this ordinance, if any, shall be paid or allocated into the Bond Redemption Fund prior to the first debt service payment date with respect to that Series.

Until needed to pay the Project expenses and the costs described in this ordinance, the City may invest the proceeds of any Series of the Bonds temporarily in any authorized investment, and the investment earnings

shall be deposited in such funds, subfunds, accounts and subaccounts as may be designated by the Director of Finance. Earnings subject to a federal tax or rebate requirement may be withdrawn from any such fund or account and used for those tax or rebate purposes.

The Director of Finance may pay principal of and interest on a Series of the Bonds with any proceeds of that Series (including interest earnings thereon) remaining after applying such proceeds to the purposes set forth in Section 2 of this ordinance, or after the City Council has determined that the expenditure of such Bond proceeds for those purposes is no longer necessary or appropriate.

Section 16. **General Authorization.** In addition to the specific authorizations in this ordinance, the Mayor and the Director of Finance and each of the other appropriate officers of the City is each authorized and directed to do everything as in such official or officer's judgment may be necessary, appropriate, or desirable in order to carry out the terms and provisions of, and complete the transactions contemplated by, this ordinance. In particular and without limiting the foregoing:

(a) The Director of Finance, exercising discretion and without requiring further action by the City Council, (i) may issue requests for proposals to provide underwriting services or financing facilities (including liquidity or credit support), and may execute engagement letters with underwriters and other financial institutions (including providers of liquidity or credit support) based on responses to such requests, (ii) may select and make decisions regarding the Bond Registrar, fiscal or paying agents, and any Securities Depository for each Series of the Bonds; and (iii) may take such actions on behalf of the City as are necessary or appropriate for the City to designate, qualify, or maintain the tax-exempt treatment with respect to any Series issued as Tax-Exempt Bonds, to receive from the United States Treasury the applicable Tax Credit Subsidy Payments in respect of any Series issued as Tax Credit Subsidy Bonds, and to otherwise receive any other federal tax benefits relating to any Series of the Bonds that are available to the City; and

(b) The Mayor and Director of Finance are independently authorized (i) to execute and deliver any and all contracts or other documents as are consistent with this ordinance and for which the City's approval is

necessary or to which the City is a party (including but not limited to agreements with escrow agents; refunding or defeasance trustees; liquidity or credit support providers; bond insurers; underwriters; lenders or other financial institutions; the Bond Registrar and any other fiscal or paying agents; counterparties to interest rate swap, cap, floor, or similar agreements; and custodians); and (ii) to negotiate, execute, and deliver such other contracts or documents incidental to the issuance and sale of a Series of the Bonds; the establishment of the initial interest rate or rates on a Bond; or the tender, purchase, remarketing, or redemption of a Bond, as may in such official's judgment be necessary or appropriate.

Section 17. **Severability**. The provisions of this ordinance are declared to be separate and severable. The invalidity of any clause, sentence, paragraph, subdivision, section, subsection, or portion of this ordinance, or the invalidity of its application to any person or circumstance, does not affect the validity of the remainder of this ordinance or the validity of its application to other persons or circumstances.

Section 18. **Ratification of Prior Acts**. Any action consistent with the authority of this ordinance taken after its passage and prior to its effective date is ratified and confirmed.

Section 19. **Headings**. Section headings in this ordinance are nonsubstantive.

Section 20. **Effective Date**. This ordinance shall take effect and be in force 30 days after its approval by the Mayor, but if not approved and returned by the Mayor within ten days after presentation, it shall take effect as provided by Seattle Municipal Code Section 1.04.020.

Passed by the City Council the _____ day of _____, 2021, and signed by me in open session in authentication of its passage this _____ day of _____, 2021.

President _____ of the City Council

Approved / returned unsigned / vetoed this _____ day of _____, 2021.

Jenny A. Durkan, Mayor

Filed by me this _____ day of _____, 2021.

Monica Martinez Simmons, City Clerk

(Seal)

Exhibits:

Exhibit A - Description of 2022 Transportation Projects

Exhibit B - Form of Continuing Disclosure Agreement

EXHIBIT A

DESCRIPTION OF 2022 TRANSPORTATION PROJECTS

Description	Approximate Principal Amount
To Be Determined for Seattle Department of Transportation bridge projects	\$ 100,000,000
Issuance Costs and Pricing Adjustments	<u>3,000,000</u>
Total	\$ 103,000,000

EXHIBIT B

FORM OF CONTINUING DISCLOSURE AGREEMENT

The City of Seattle, Washington (the “City”) makes the following written undertaking (the “Undertaking”) for the benefit of the Owners of the City’s Limited Tax General Obligation Bonds, [Year][Series] (the “Bonds”), for the sole purpose of assisting the underwriter in meeting the requirements of paragraph (b)(5) of Rule 15c2-12 (the “Rule”), as applicable to a participating underwriter for the Bonds. Capitalized terms used but not defined below shall have the meanings given in Ordinance _____ (the “Bond Ordinance”).

(a) Undertaking to Provide Annual Financial Information and Notice of Listed Events.

The City undertakes to provide or cause to be provided, either directly or through a designated agent, to the Municipal Securities Rulemaking Board (the “MSRB”), in an electronic format as prescribed by the MSRB, accompanied by identifying information as prescribed by the MSRB:

(i) Annual financial information and operating data of the type included in the final official statement for the Bonds and described in subsection (b) of this section (“annual financial information”). The timely filing of unaudited financial statements shall satisfy the requirements and filing deadlines pertaining to the filing of annual financial statements under subsection (b), provided that audited financial statements are to be filed if and when they are otherwise prepared and available to the City.

(ii) Timely notice (not in excess of 10 business days after the occurrence of the event) of the occurrence of any of the following events with respect to the Bonds: (1) principal and interest payment delinquencies; (2) non-payment related defaults, if material; (3) unscheduled draws on debt service reserves reflecting financial difficulties; (4) unscheduled draws on credit enhancements reflecting financial difficulties; (5) substitution of credit or liquidity providers, or their failure to perform; (6) adverse tax opinions, the issuance by the Internal Revenue Service of

1 proposed or final determinations of taxability, Notice of Proposed Issue (IRS Form 5701 – TEB)
2 or other material notices or determinations with respect to the tax status of the Bonds, or other
3 material events affecting the tax status of the Bonds; (7) modifications to rights of holders of the
4 Bonds, if material; (8) Bond calls (other than scheduled mandatory redemptions of Term Bonds),
5 if material, and tender offers; (9) defeasances; (10) release, substitution, or sale of property
6 securing repayment of the Bonds, if material; (11) rating changes; (12) bankruptcy, insolvency,
7 receivership or similar event of the City, as such “Bankruptcy Events” are defined in the Rule;
8 (13) the consummation of a merger, consolidation, or acquisition involving the City or the sale of
9 all or substantially all of the assets of the City other than in the ordinary course of business, the
10 entry into a definitive agreement to undertake such an action or the termination of a definitive
11 agreement relating to any such actions, other than pursuant to its terms, if material; (14)
12 appointment of a successor or additional trustee or the change of name of a trustee, if material;
13 (15) incurrence of a financial obligation of the City, if material, or agreement to covenants, events
14 of default, remedies, priority rights, or other similar terms of a financial obligation of the City, any
15 of which affect holders of the Bonds, if material; and (16) any default, event of acceleration,
16 termination event, modification of terms, or other similar event under the terms of a financial
17 obligation of the City, any of which reflect financial difficulties.

18 For purposes of this Undertaking, the term “financial obligation” shall mean a debt
19 obligation; derivative instrument entered into in connection with, or pledged as security or a source
20 of payment for, an existing or planned debt obligation; or a guarantee of either a debt obligation
21 or a derivative instrument entered into in connection with, or pledged as security or a source of
22 payment for, an existing or planned debt obligation. The term “financial obligation” does not

1 include municipal securities as to which a final official statement has been provided to the MSRB
2 consistent with the Rule.

3 (iii) Timely notice of a failure by the City to provide required annual financial
4 information on or before the date specified in subsection (b) of this section.

5 (b) Type of Annual Financial Information Undertaken to be Provided. The annual
6 financial information that the City undertakes to provide in subsection (a) of this section:

7 (i) Shall consist of (1) annual financial statements of the City prepared in
8 accordance with applicable generally accepted accounting principles applicable to governmental
9 units (except as otherwise noted therein), as such principles may be changed from time to time and
10 as permitted by applicable state law; (2) a statement of outstanding general obligation debt of the
11 City; (3) the assessed value of the property within the City subject to ad valorem taxation; and
12 (4) ad valorem tax levy rates and amounts and percentages of taxes collected;

13 (ii) Shall be provided not later than the last day of the ninth month after the end
14 of each fiscal year of the City (currently, a fiscal year ending December 31), as such fiscal year
15 may be changed as required or permitted by state law, commencing with the City's fiscal year
16 ending December 31, 20__; and

17 (iii) May be provided in a single document or multiple documents, and may be
18 incorporated by specific reference to documents available to the public on the Internet website of
19 the MSRB or filed with the Securities and Exchange Commission.

20 (c) Amendment of Undertaking. This Undertaking is subject to amendment after the
21 primary offering of the Bonds without the consent of any Owner or holder of any Bond, or of any
22 broker, dealer, municipal securities dealer, participating underwriter, rating agency or the MSRB,
23 under the circumstances and in the manner permitted by the Rule, including:

1 (i) The amendment may only be made in connection with a change in
2 circumstances that arises from a change in legal requirements, change in law, or change in the
3 identity, nature, or status of the City, or type of business conducted by the City;

4 (ii) The Undertaking, as amended, would have complied with the requirements
5 of the Rule at the time of the primary offering, after taking into account any amendments or
6 interpretations of the Rule, as well as any change in circumstances; and

7 (iii) The amendment does not materially impair the interests of holders, as
8 determined either by parties unaffiliated with the City (e.g., bond counsel or other counsel familiar
9 with federal securities laws), or by an approving vote of bondholders pursuant to the terms of the
10 Bond Ordinance at the time of the amendment.

11 The City will give notice to the MSRB of the substance (or provide a copy) of any
12 amendment to this Undertaking and a brief statement of the reasons for the amendment. If the
13 amendment changes the type of annual financial information to be provided, the annual financial
14 information containing the amended financial information will include a narrative explanation of
15 the effect of that change on the type of information to be provided.

16 (d) Beneficiaries. This Undertaking shall inure to the benefit of the City and any
17 Owner of Bonds, and shall not inure to the benefit of or create any rights in any other person.

18 (e) Termination of Undertaking. The City's obligations under this Undertaking shall
19 terminate upon the legal defeasance, prior redemption, or payment in full of all of the Bonds. In
20 addition, the City's obligations under this Undertaking shall terminate if those provisions of the
21 Rule that require the City to comply with this Undertaking become legally inapplicable in respect
22 of the Bonds for any reason, as confirmed by an opinion of nationally recognized bond counsel or

1 other counsel familiar with federal securities laws delivered to the City, and the City provides
2 timely notice of such termination to the MSRB.

3 (f) Remedy for Failure to Comply with Undertaking. As soon as practicable after the
4 City learns of any material failure to comply with this Undertaking, the City will proceed with due
5 diligence to cause such noncompliance to be corrected. No failure by the City or other obligated
6 person to comply with this Undertaking shall constitute a default in respect of the Bonds. The sole
7 remedy of any Owner of a Bond shall be to take such actions as that Owner deems necessary,
8 including seeking an order of specific performance from an appropriate court, to compel the City
9 or other obligated person to comply with this Undertaking.

10 (g) Designation of Official Responsible to Administer Undertaking. The Director of
11 Finance of the City (or such other officer of the City who may in the future perform the duties of
12 that office) or his or her designee is the person designated, in accordance with the Bond Ordinance,
13 to carry out this Undertaking of the City in respect of the Bonds set forth in this section and in
14 accordance with the Rule, including, without limitation, the following actions:

15 (i) Preparing and filing the annual financial information undertaken to be
16 provided;

17 (ii) Determining whether any event specified in subsection (a)(ii) has occurred,
18 assessing its materiality, where necessary, with respect to the Bonds, and preparing and
19 disseminating any required notice of its occurrence;

20 (iii) Determining whether any person other than the City is an “obligated
21 person” within the meaning of the Rule with respect to the Bonds, and obtaining from such person
22 an undertaking to provide any annual financial information and notice of listed events for that
23 person in accordance with the Rule;

1 (iv) Selecting, engaging and compensating designated agents and consultants,
2 including but not limited to financial advisors and legal counsel, to assist and advise the City in
3 carrying out this Undertaking; and

4 (v) Effecting any necessary amendment of the Undertaking.

SUMMARY and FISCAL NOTE*

Department:	Dept. Contact/Phone:	CBO Contact/Phone:
FAS	Dan Eder 206-684-8147	Caleb Wagenaar 206-733-9228

1. BILL SUMMARY

Legislation Title: AN ORDINANCE relating to contracting indebtedness; authorizing and providing for the issuance and sale of limited tax general obligation bonds to pay all or part of the costs of certain transportation elements of the City's capital improvement program and for other City purposes approved by ordinance and to pay the costs of issuance of the bonds; providing parameters for the bond sale terms including conditions, covenants, and other sale terms; and ratifying and confirming certain prior acts.

Summary and background of the Legislation: This legislation provides the legal authorization to issue up to \$103 million of Limited Tax General Obligation Bonds for the Seattle Transportation Department (SDOT) to make investments in bridge infrastructure. The Council anticipates that SDOT will provide a report by March 31, 2022 recommending which projects should receive what amount of bond proceeds. A future ordinance will be required to specify the list of SDOT bridge projects and the amounts of bond proceeds.

This bond sale is anticipated to occur in early 2022. The bond proceeds will support a share of the City's general government capital program for about 12 months.

The bond proceeds will also be used to pay issuance costs.

The City's Capital Improvement Program (CIP) identifies debt financing for certain projects and the City's budget appropriates \$3.1 million for the associated debt service.

2. OTHER IMPLICATIONS

a. Does this legislation affect any departments besides the originating department?

FAS and various operating departments with projects being financed by this bond issue.

b. Is a public hearing required for this legislation?

No.

c. Is publication of notice with *The Daily Journal of Commerce* and/or *The Seattle Times* required for this legislation?

No.

d. Does this legislation affect a piece of property?

No.

- e. **Please describe any perceived implication for the principles of the Race and Social Justice Initiative. Does this legislation impact vulnerable or historically disadvantaged communities? What is the Language Access plan for any communications to the public?**

N/A

f. **Climate Change Implications**

1. **Emissions: Is this legislation likely to increase or decrease carbon emissions in a material way?**

No.

2. **Resiliency: Will the action(s) proposed by this legislation increase or decrease Seattle's resiliency (or ability to adapt) to climate change in a material way? If so, explain. If it is likely to decrease resiliency in a material way, describe what will or could be done to mitigate the effects.**

N/A

- g. **If this legislation includes a new initiative or a major programmatic expansion: What are the specific long-term and measurable goal(s) of the program? How will this legislation help achieve the program's desired goal(s)?**

N/A

List attachments/exhibits below:



Legislation Text

File #: CB 120196, **Version:** 1

CITY OF SEATTLE

ORDINANCE _____

COUNCIL BILL _____

AN ORDINANCE relating to the electric system of The City of Seattle; adopting a system or plan of additions and betterments to and extensions of the existing municipal light and electric power generation, transmission, and distribution system of the City; authorizing the issuance and sale of municipal light and power revenue bonds for the purposes of providing funds to pay part of the cost of carrying out that system or plan, providing for the reserve fund requirement (if any), and paying the costs of issuance of the bonds; providing parameters for the bond sale terms including conditions, covenants, and other sale terms; describing the lien of the bonds and authorizing their issuance as either senior lien parity bonds or junior lien bonds; and ratifying and confirming certain prior acts.

WHEREAS, The City of Seattle (the “City”) owns, operates and maintains a municipal light and electric power generation, transmission, and distribution system (the “Light System”) which Light System has from time to time required various additions, improvements, betterments, and extensions; and

WHEREAS, the City needs to acquire and construct certain additions, improvements, and betterments to and extensions of the Light System (the “Plan of Additions”) as described in this ordinance, and needs to borrow funds to pay a portion of the costs of carrying out such Plan of Additions; and

WHEREAS, the City currently has outstanding certain municipal light and power revenue bonds (as identified in Exhibit A to this ordinance, the “Outstanding Parity Bonds”) having a charge and lien upon Gross Revenues of the Light System available after payment of Operating and Maintenance Expense (“Net Revenue”) prior and superior to all other charges whatsoever; and

WHEREAS, pursuant to the Outstanding Parity Bond Ordinances identified in Exhibit A to this ordinance, the City reserved the right to issue additional municipal light and power revenue bonds (“Future Parity Bonds”) having a lien and charge on Net Revenue of the Light System on parity with the lien and

charge of the Outstanding Parity Bonds, upon satisfaction of certain conditions (the “Parity Conditions”); and

WHEREAS, pursuant to the Outstanding Parity Bond Ordinances, the City also reserved the right to issue additional municipal light and power revenue bonds or other obligations having a lien and charge on Net Revenue of the Light System that is junior and subordinate to the lien and charge of the Outstanding Parity Bonds (the “Junior Lien Bonds”); and

WHEREAS, after due consideration, the City has determined that it is in the best interest of the City and its ratepayers to authorize, subject to the provisions of this ordinance, the issuance and sale of municipal light and power revenue bonds as either Parity Bonds or Junior Lien Bonds to pay part of the cost of the Plan of Additions, to provide for the reserve fund requirement (if any), and to pay the costs of issuance of those bonds; NOW, THEREFORE,

BE IT ORDAINED BY THE CITY OF SEATTLE AS FOLLOWS:

Section 1. **Definitions.** In this ordinance, the following capitalized terms shall have the meanings set forth in this section.

“**Accreted Value**” means with respect to any Capital Appreciation Bond (a) as of any Valuation Date, the amount determined for such Valuation Date in accordance with the applicable Bond Documents, and (b) as of any date other than a Valuation Date, the sum of (i) the Accreted Value on the preceding Valuation Date and (ii) the product of (A) a fraction, the numerator of which is the number of days having elapsed from the preceding Valuation Date and the denominator of which is the number of days from such preceding Valuation Date to the next succeeding Valuation Date, calculated based on the assumption that Accreted Value accrues during any semiannual period in equal daily amounts on the basis of a year of 12 30-day months, and (B) the difference between the Accreted Values for such Valuation Dates.

“**Adjusted Net Revenue**” means Net Revenue, less any deposits into the Rate Stabilization Account and plus any withdrawals from the Rate Stabilization Account. In calculating Net Revenue, the City may

include the Tax Credit Subsidy Payments the City expects to receive from the federal government in respect to the interest on any Tax Credit Subsidy Bonds (or with respect to which the federal government will provide direct payments). In a Parity Certificate, Adjusted Net Revenue is subject to further adjustment as set forth in subsection 18(a)(ii) of this ordinance. In a Junior Lien Coverage Certificate, Adjusted Net Revenue is subject to further adjustment as set forth in subsection 18(b)(ii) of this ordinance.

“Alternate Reserve Security” means Qualified Insurance or a Qualified Letter of Credit that is used by the City to satisfy part or all of the Reserve Fund Requirement, and that is not cancelable on less than five years’ notice.

“Annual Debt Service” means, with respect to either Parity Bonds (or a series of Parity Bonds) (**“Annual Parity Bond Debt Service”**) or Junior Lien Bonds (or a series of Junior Lien Bonds) (**“Annual Junior Lien Debt Service”**), as applicable, the sum of the amounts required in a calendar year to pay the interest due in such calendar year (excluding interest to be paid from the proceeds of the sale of bonds), the principal of Serial Bonds maturing in such calendar year, and the Sinking Fund Requirements for any Term Bonds due in such calendar year. Additionally, for purposes of this definition:

(a) **Calculation of Interest Due - Generally.** Except as otherwise provided below, interest shall be calculated based on the actual amount of accrued, accreted, or otherwise accumulated interest that is payable in respect of the relevant series of Parity Bonds or Junior Lien Bonds, as applicable, taken as a whole, at the rate or rates set forth in the applicable Bond Documents.

(b) **Capital Appreciation Bonds.** The principal and interest portions of the Accreted Value of Capital Appreciation Bonds becoming due at maturity or by virtue of a Sinking Fund Requirement shall be included in the calculations of accrued and unpaid and accruing interest or principal in such manner and during such period of time as is specified in the Bond Documents applicable to such Capital Appreciation Bonds.

(c) **Variable Interest Rate Bonds.**

(i) **Assumed Interest on Variable Interest Rate Parity Bonds.** The amount of interest deemed

to be payable on any series of Parity Bonds that are Variable Interest Rate Bonds shall be calculated on the assumption that the interest rate on those bonds is equal to the highest 12-month rolling average of the SIFMA Municipal Swap Index over the preceding ten years. *Upon the Second Parity Covenant Date, a five-year look-back period shall be substituted for the ten-year period referenced in the immediately preceding sentence.*

(ii) **Assumed Interest on Variable Interest Rate Junior Lien Bonds.** The amount of interest deemed to be payable on any series of Junior Lien Bonds that are Variable Interest Rate Bonds shall be calculated on the assumption that the interest rate on those bonds is equal to the highest 12-month rolling average (ending with the month preceding the date of the calculation) of the SIFMA Municipal Swap Index over the preceding five years.

(d) **Interest on Bonds with Respect to Which a Payment Agreement is in Force.** In general, debt service on any bonds (Parity Bonds or Junior Lien Bonds, as applicable) with respect to which a Payment Agreement is in force shall be based on the net economic effect on the City expected to be produced by the terms of the applicable Bond Documents and the terms of the Payment Agreement. For example, if the net effect of the Payment Agreement on a series of bonds otherwise bearing interest at a variable interest rate is to produce an obligation bearing interest at a fixed rate, the relevant series of bonds shall be treated as fixed rate bonds. And if the net effect of the Payment Agreement on a series of bonds otherwise bearing interest at a fixed interest rate is to produce an obligation bearing interest at a variable interest rate, the relevant series of bonds shall be treated as Variable Interest Rate Bonds.

Accordingly, the amount of interest deemed to be payable on any series of Parity Bonds (or Junior Lien Bonds, as applicable) with respect to which a Payment Agreement is in force shall be an amount equal to the amount of interest that would be payable at the rate or rates stated in or determined pursuant to the applicable Bond Documents, plus Payment Agreement Payments, minus Payment Agreement Receipts. For the purposes of calculating as nearly as practicable Payment Agreement Receipts and Payment Agreement Payments under a Payment Agreement that includes a variable rate component determined by reference to a pricing mechanism or

index that is not the same as the pricing mechanism or index used to determine the variable rate interest component on the series of bonds to which the Payment Agreement is related, it shall be assumed that: (i) the fixed rate used in calculating Payment Agreement Payments will be equal to 105% of the fixed rate specified by the Payment Agreement, and (ii) the pricing mechanism or index specified by the Payment Agreement is the same as the pricing mechanism or index specified by the applicable Bond Documents. Notwithstanding the other provisions of this definition, the City shall not be required to (but may in its discretion) take into account in determining Annual Debt Service the effects of any Payment Agreement that has a term of ten years or less.

(e) Parity Payment Agreements; Junior Lien Payment Agreements. For any period during which Payment Agreement Payments under a Parity Payment Agreement (or Junior Lien Payment Agreement, as applicable) are taken into account in determining Annual Debt Service on the related Parity Bonds (or Junior Lien Bonds, as applicable) under subsection (d), no additional debt service shall be taken into account with respect to that Parity Payment Agreement (or Junior Lien Payment Agreement, as applicable). However, for any period during which Payment Agreement Payments are not taken into account under subsection (d) because the Parity Payment Agreement (or Junior Lien Payment Agreement, as applicable) is not then related to any outstanding Parity Bonds (or Junior Lien Bonds, as applicable), payments on that Payment Agreement shall be taken into account by assuming:

(i) If City is Obligated to Make Payments Based on Fixed Rate. If the City is obligated to make Payment Agreement Payments based on a fixed rate and the Qualified Counterparty is obligated to make payments based on a variable rate index, it shall be assumed that payments by the City will be based on the assumed fixed payor rate, and that payments by the Qualified Counterparty will be based on a rate equal to the average rate determined by the variable rate index specified by the Payment Agreement during the four calendar quarters preceding the quarter in which the calculation is made.

(ii) If City is Obligated to Make Payments Based on Variable Rate Index. If the City is obligated to make Payment Agreement Payments based on a variable rate index and the Qualified Counterparty

is obligated to make payments based on a fixed rate, it shall be assumed that payments by the City will be based on a rate equal to the average rate determined by the variable rate index specified by the Payment Agreement during the four calendar quarters preceding the quarter in which the calculation is made, and that the Qualified Counterparty will make payments based on the fixed rate specified by the Payment Agreement.

(f) **Balloon Bonds.** In calculating Annual Debt Service for any series of Parity Bonds, the City may in its discretion treat the debt service requirements with respect to Parity Bonds that are Balloon Bonds (including principal of and interest on such bonds at the applicable rate or rates) as being amortized in approximately equal annual installments over a period equal to the longer of 30 years or the remaining term of such series of Parity Bonds.

In calculating Annual Debt Service for any series of Junior Lien Bonds, the City may in its discretion treat the debt service requirements with respect to Junior Lien Bonds that are Balloon Bonds (including principal of and interest on such bonds at the applicable rate or rates) as being amortized in approximately equal annual installments over a period equal to the longer of 30 years or the remaining term of such series of Junior Lien Bonds.

(g) **Adjustments for Defeased Bonds.** For purposes of determining compliance with the rate covenants set forth in subsections 17(a)(ii) and 17(b)(ii) of this ordinance, calculating the Reserve Fund Requirement, and making coverage ratio calculations in connection with the delivery of a Parity Certificate or Junior Lien Coverage Certificate, Annual Debt Service shall be adjusted as set forth in subsection 20(d) of this ordinance.

(h) **Reimbursement Obligations.** If any payment under a Parity Reimbursement Obligation is then due and payable, or is then reasonably expected to become due and payable, the reasonably estimated amount and timing of such payment, calculated in accordance with applicable generally accepted accounting principles and as reflected in the annual financial statements of the Light System, shall be included in calculating Annual Debt Service for purposes of delivering a Parity Certificate. If any payment under a Parity Reimbursement

Obligation, an Intermediate Lien Reimbursement Obligation, or a Junior Lien Reimbursement Obligation is then due and payable, or is then reasonably expected to become due and payable, the reasonably estimated amount and timing of such payment, calculated in accordance with applicable generally accepted accounting principles and as reflected in the annual financial statements of the Light System, shall be included in calculating Annual Junior Lien Debt Service for purposes of delivering a Junior Lien Coverage Certificate.

“Authorized Denomination” means \$5,000 or any integral multiple thereof within a maturity of a Series, or such other minimum authorized denominations as may be specified in the applicable Bond Documents.

“Average Annual Debt Service” means, for purposes of calculating the Reserve Fund Requirement with respect to all Parity Bonds outstanding at the time of calculation, the sum of the Annual Parity Bond Debt Service remaining to be paid to the last scheduled maturity of the applicable Parity Bonds, divided by the number of years such Parity Bonds are scheduled to remain outstanding.

“Balloon Bonds” means any series of either Parity Bonds or Junior Lien Bonds, as applicable, the aggregate principal amount (including Sinking Fund Requirements) of which becomes due and payable in any calendar year in an amount that constitutes 25% or more of the initial aggregate principal amount of such series.

“Beneficial Owner” means, with regard to a Bond, the owner of any beneficial interest in that Bond.

“Bond” means a municipal light and power revenue bond issued pursuant to this ordinance.

“Bond Counsel” means a lawyer or a firm of lawyers, selected by the City, of nationally recognized standing in matters pertaining to bonds issued by states and their political subdivisions.

“Bond Documents” means (a) (i) with respect to any Series of the Bonds, this ordinance (including any amendatory or supplemental ordinances), (ii) with respect to a series of Parity Bonds other than a Series of the Bonds, the applicable Parity Bond Ordinance(s), and (iii) with respect to any Junior Lien Bonds other than a Series of the Bonds, the applicable Junior Lien Bond Ordinance(s); (b) the authenticated bond form; and (c) the

written agreement(s) setting forth the Bond Sale Terms and additional terms, conditions, or covenants pursuant to which such bond was issued and sold, as set forth in any one or more of the following (if any): (i) a sale resolution, (ii) a bond purchase contract (as defined in the applicable authorizing ordinance), (iii) a bond indenture or a fiscal agent or paying agent agreement (other than the State fiscal agency contract), and (iv) a direct purchase or continuing covenant agreement.

“Bond Owners’ Trustee” means a bank or trust company organized under the laws of the State, or a national banking association, appointed in accordance with subsection 24(e) of this ordinance to act as trustee on behalf of the owners, from time to time, of either the outstanding Parity Bonds or the outstanding Junior Lien Bonds, as the case may be.

“Bond Purchase Contract” means a written offer to purchase a Series of the Bonds pursuant to certain Bond Sale Terms, which offer has been accepted by the City in accordance with this ordinance. In the case of a competitive sale, the Purchaser’s bid for a Series, together with the official notice of sale and a Pricing Certificate confirming the Bond Sale Terms, shall comprise the Bond Purchase Contract.

“Bond Register” means the books or records maintained by the Bond Registrar for the purpose of registering ownership of each Bond.

“Bond Registrar” means the Fiscal Agent (unless the Director of Finance appoints a different person to act as bond registrar with respect to a particular Series), or any successor bond registrar selected in accordance with the Registration Ordinance.

“Bond Sale Terms” means the terms and conditions for the sale of a Series of the Bonds approved by the Director of Finance consistent with the parameters set forth in Section 5 of this ordinance, including the maximum principal amount, date or dates, denominations, interest rate or rates (or mechanism for determining the interest rate or rates), payment dates, final maturity, redemption rights, price, and other terms, conditions or covenants. In connection with a negotiated sale or private placement, the Bond Sale Terms shall be set forth in a Bond Purchase Contract; in connection with a competitive sale, the Bond Sale Terms shall be set forth in a

Pricing Certificate.

“Book-Entry Form” means a fully registered form in which physical bond certificates are registered only in the name of the Securities Depository (or its nominee), as Registered Owner, with the physical bond certificates held by and “immobilized” in the custody of the Securities Depository or its designee, where the system for recording and identifying the transfer of the ownership interests of the Beneficial Owners in those Bonds is neither maintained by nor the responsibility of the City or the Bond Registrar.

“Capital Appreciation Bond” means any Parity Bond or Junior Lien Bond, all or a portion of the interest on which is compounded and accumulated at the rates or in the manner, and on the dates, set forth in the applicable Bond Documents, and is payable only upon redemption or on the maturity date of such Capital Appreciation Bond. A Parity Bond or a Junior Lien Bond that is issued as a Capital Appreciation Bond, but which later converts to an obligation on which interest is paid periodically, shall be a Capital Appreciation Bond until the conversion date and thereafter shall no longer be a Capital Appreciation Bond, but shall be treated as having a principal amount equal to its Accreted Value on the conversion date. For purposes of (a) receiving payment of the redemption premium, if any, on a Capital Appreciation Bond that is redeemed prior to maturity, or (b) computing the principal amount of Parity Bonds (or Junior Lien Bonds, a applicable) held by the Owner of a Capital Appreciation Bond in connection with any notice, consent, request, or demand pursuant to this ordinance or for any purpose whatsoever, the principal amount of a Capital Appreciation Bond shall be deemed to be its Accreted Value at the time that such notice, consent, request, or demand is given or made.

“Capital Improvement Program” or “CIP” means the portion or portions of the “2021-2026 Capital Improvement Program” adopted by Ordinance 126237 relating to the Light System, together with those portions of any previously adopted capital improvement program of the City relating to the Light System, as the CIP may be amended, updated, supplemented, or replaced from time to time by ordinance.

“City” means The City of Seattle.

“City Council” means the City Council of the City, as duly and regularly constituted from time to time.

“Code” means the Internal Revenue Code of 1986, or any successor thereto, as amended at any time, and regulations thereunder.

“Conservation Plan” means the 2020 Conservation Potential Assessment with respect to the Light System, reviewed by the City Council in connection with the adoption of Resolution 31932 on March 16, 2020, as that plan may be amended, updated, supplemented or replaced at any time, to the extent that funds are appropriated by the City therefor.

“Construction Account” means such fund, subfund, or account within the Light Fund as may be designated from time to time by the Director of Finance for the payment of costs of the Plan of Additions.

“Continuing Disclosure Agreement” means, for each Series that is sold in an offering subject to federal securities regulations requiring a written undertaking to provide continuing disclosure, a continuing disclosure agreement entered into pursuant to Section 22 of this ordinance in substantially the form attached to this ordinance as Exhibit B.

“DTC” means The Depository Trust Company, New York, New York.

“Defeasible Bonds” means the Defeasible Parity Bonds and the Defeasible Junior Lien Bonds.

“Defeasible Junior Lien Bonds” means any outstanding Junior Lien Bonds that are eligible to be defeased pursuant to the Omnibus Defeasance Ordinance.

“Defeasible Parity Bonds” means any outstanding Parity Bonds that are eligible to be defeased pursuant to the Omnibus Defeasance Ordinance.

“Deferred Hydroelectric Project Relicensing Costs” means certain costs required by the Federal Energy Regulatory Commission to be incurred as a condition of the renewal of licenses for the Light System’s hydroelectric projects, which costs are treated in the same manner as capital expenditures.

“Director of Finance” or **“Director”** means the Director of the Finance Division of the Department of Finance and Administrative Services, or any other officer who succeeds to substantially all of the responsibilities of that office.

“Event of Default” has the meaning given in Section 24 of this ordinance. A “Parity Bond Event of Default” shall refer to those Events of Default relating to nonpayment of Parity Bonds, or defaults in respect of the Parity Bond covenants set forth herein and in the applicable Parity Bond Documents giving rise to remedies available to the owners of Parity Bonds. A “Junior Lien Bond Event of Default” shall refer to those Events of Default relating to nonpayment of Junior Lien Bonds, or in respect of the Junior Lien Bond covenants set forth herein and in the applicable Junior Lien Bond Documents giving rise to remedies available to the owners of Junior Lien Bonds.

“Fiscal Agent” means the fiscal agent of the State, as the same may be designated by the State from time to time.

“Future Junior Lien Bonds” means, with reference to any Series designated as Junior Lien Bonds, any revenue obligations of the Light System issued or entered into after the Issue Date of such Series, the payment of which constitutes a charge and lien upon Net Revenue equal in priority with the charge and lien upon such revenue for the payment of the amounts required to be paid into the Junior Lien Debt Service Fund to pay and secure payment of the Junior Lien Bonds (including Junior Lien Payment Agreements and Junior Lien Reimbursement Obligations), in accordance with the priority of payment set forth in Section 14 of this ordinance. Future Junior Lien Bonds may include Junior Lien Payment Agreements issued in compliance with the Junior Lien Additional Bonds Test.

“Future Parity Bond Ordinance” means any ordinance passed by the City Council providing for the issuance and sale of a series of Future Parity Bonds, and any other ordinance amending or supplementing the provisions of any such ordinance.

“Future Parity Bonds” means, with reference to any Series designated as Parity Bonds, any revenue obligations of the Light System issued or entered into after the Issue Date of such Series, the payment of which constitutes a charge and lien upon Net Revenue equal in priority with the charge and lien upon such revenue for the payment of the amounts required to be paid into the Parity Bond Fund and the Reserve Fund to pay and

secure payment of the Parity Bonds (including Parity Payment Agreements), in accordance with Section 14 of this ordinance. Future Parity Bonds may include Parity Payment Agreements and any other obligations issued in compliance with the Parity Conditions.

“Government Obligations” means, unless otherwise limited in the Bond Documents for a particular Series of the Bonds, any government obligation as that term is defined in RCW 39.53.010, as amended at any time.

“Gross Revenues” means (a) all income, revenues, receipts and profits derived by the City through the ownership and operation of the Light System; (b) the proceeds received by the City directly or indirectly from the sale, lease or other disposition of any of the properties, rights or facilities of the Light System; (c) Payment Agreement Receipts, to the extent that such receipts are not offset by Payment Agreement Payments; and (d) the investment income earned on money held in any fund or account of the City, including any bond redemption funds and the accounts therein, in connection with the ownership and operation of the Light System. Gross Revenues do not include: (i) insurance proceeds compensating the City for the loss of a capital asset; (ii) income derived from investments irrevocably pledged to the payment of any defeased bonds payable from Gross Revenues; (iii) investment income earned on money in any fund or account created or maintained solely for the purpose of complying with the arbitrage rebate provisions of the Code; (iv) any gifts, grants, donations or other funds received by the City from any State or federal agency or other person if such gifts, grants, donations or other funds are the subject of any limitation or reservation imposed by the donor or grantor or imposed by law or administrative regulation to which the donor or grantor is subject, limiting the application of such funds in a manner inconsistent with the application of Gross Revenues hereunder; (v) the proceeds of any borrowing for capital improvements (or the refinancing thereof); and (vi) the proceeds of any liability or other insurance (excluding business interruption insurance or other insurance of like nature insuring against the loss of revenues).

“Intermediate Lien Reimbursement Obligation” means any payment or reimbursement obligation

incurred under a written agreement entered into in connection with a series of Parity Bonds or to obtain Qualified Insurance or a Qualified Letter of Credit, under which the City's payment obligations are expressly stated to constitute a lien and charge on Net Revenue junior in rank to the lien and charge upon such Net Revenue required to be paid into the Parity Bond Fund to pay and secure the payment of the Parity Bonds, but senior to the lien and charge upon such Net Revenue required to be paid into the Junior Lien Debt Service Fund to pay and secure the payment of the Junior Lien Bonds. For purposes of determining percentages of ownership of Bonds under this ordinance or under any Bond Documents, Intermediate Lien Reimbursement Obligations shall be deemed to have no principal amount, and any consent or similar rights (if any) shall be determined only as set forth in the applicable Intermediate Lien Reimbursement Obligations.

“Issue Date” means, with respect to a Bond, the initial date on which that Bond is issued and delivered to the initial Purchaser in exchange for its purchase price.

“Junior Lien Additional Bonds Test” means the conditions set forth in subsection 18(b) of this ordinance for issuing additional Junior Lien Bonds (including Junior Lien Payment Agreements and Junior Lien Reimbursement Obligations).

“Junior Lien Bond” means, generally, any bond or obligation secured by a lien and charge on Net Revenue that is junior and subordinate to the lien and charge of the Parity Bonds and Intermediate Lien Reimbursement Obligations, but prior and superior to other liens and charges, in accordance with the priority of payment set forth in Section 14 of this ordinance. The term Junior Lien Bond may refer to (a) any Bond of a Series issued pursuant to this ordinance that is so designated by the Director of Finance upon satisfaction of the Junior Lien Additional Bonds Test; (b) any Future Junior Lien Bond; (c) any Junior Lien Payment Agreement; and (d) any Junior Lien Reimbursement Obligation.

“Junior Lien Bond Documents” means those Bond Documents applicable to a series of Junior Lien Bonds.

“Junior Lien Bond Ordinance” means this ordinance, and any future ordinance authorizing the

issuance and sale of any Future Junior Lien Bonds, including any ordinance amending or supplementing the provisions of any Junior Lien Bond Ordinance.

“Junior Lien Coverage Certificate” means a certificate delivered pursuant to subsection 18(b)(ii) of this ordinance, for purposes of satisfying the Junior Lien Additional Bonds Test in connection with the issuance of Future Junior Lien Bonds.

“Junior Lien Debt Service Fund” means the special fund of the City known as the Seattle Municipal Light Revenue Junior Lien Debt Service Fund established within the Light Fund pursuant to Ordinance 125459 for the purpose of paying and securing the principal of and interest on Junior Lien Bonds and securing obligations under Junior Lien Payment Agreements and Junior Lien Reimbursement Obligations.

“Junior Lien Payment Agreement” means any Payment Agreement, which is entered into in compliance with the Junior Lien Additional Bonds Test, and under which the City’s payment obligations are expressly stated to constitute a lien and charge on Net Revenue equal in rank with the lien and charge upon such Net Revenue required to be paid into the Junior Lien Debt Service Fund to pay and secure the payment of the Junior Lien Bonds in accordance with Section 14 of this ordinance. For purposes of determining percentages of ownership of Junior Lien Bonds under this ordinance or under any Bond Documents, Junior Lien Payment Agreements shall be deemed to have no principal amount, and any consent or similar rights (if any) shall be determined only as set forth in the applicable Junior Lien Payment Agreement.

“Junior Lien Reimbursement Obligation” means any reimbursement obligation incurred under a written reimbursement agreement (or similar agreement) entered into in connection with a series of Junior Lien Bonds to obtain Qualified Insurance or a Qualified Letter of Credit, under which the City’s payment obligations are expressly stated to constitute a lien and charge on Net Revenue equal in rank with the lien and charge upon such Net Revenue required to be paid into the Junior Lien Debt Service Fund to pay and secure the payment of the Junior Lien Bonds. For purposes of determining percentages of ownership of Junior Lien Bonds under this ordinance or under any Bond Documents, Junior Lien Reimbursement Obligations shall be deemed to have no

principal amount, and any consent or similar rights (if any) shall be determined only as set forth in the applicable Junior Lien Reimbursement Obligations.

“Letter of Representations” means the Blanket Issuer Letter of Representations between the City and DTC dated October 4, 2006, as amended at any time, or an agreement with a substitute or successor Securities Depository.

“Light Fund” means the special fund of the City of that name heretofore created and established by the City Council.

“Light System” means the municipal light and power generation, transmission, and distribution system now belonging to or which may hereafter belong to the City.

“MSRB” means the Municipal Securities Rulemaking Board.

“Maximum Annual Debt Service” means, with respect to Parity Bonds (or Junior Lien Bonds, as applicable) the maximum amount of Annual Debt Service that shall become due in the current calendar year or in any future calendar year with respect to those Parity Bonds (or Junior Lien Bonds, as applicable) that are outstanding as of the calculation date.

“Net Revenue” for any period means Gross Revenues less Operating and Maintenance Expense.

“Omnibus Defeasance Ordinance” means Ordinance 126220, as amended at any time, authorizing the defeasance of Defeasible Bonds, or any future ordinance of the City pursuant to which the Bonds (or any Series of the Bonds) are designated as Defeasible Bonds.

“Omnibus Refunding Ordinance” means Ordinance 125460, as amended at any time (including by Ordinance 125987), authorizing the issuance of refunding bonds, or any future ordinance, pursuant to which the Bonds (or any Series of the Bonds) are designated as Refundable Bonds.

“Operating and Maintenance Expense” means all reasonable charges incurred by the City in causing the Light System to be operated and maintained in good repair, working order and condition, including but not limited to all operating expenses under applicable generally accepted accounting principles included in the

annual audited financial statements of the Light System, except those excluded in this definition. Operating and Maintenance Expense does not include: (a) extraordinary, nonrecurring expenses of the Light System or any judgments or amounts to be paid in settlement of claims against the Light System; (b) non-cash expenses relating to a mark-to-market treatment of energy-related contracts; (c) any costs or expenses (including interest expense) for new construction, replacements, or renewals of Light System property; (d) Deferred Hydroelectric Project Relicensing Costs, the High Ross Capital Payments (as defined in the Outstanding Parity Bond Ordinances), or other similar payments under any agreement for the development or licensing of a capital improvement or asset, under which agreement the City agrees to make periodic payments in respect of its share of the capital expense; (e) any allowance for depreciation, amortization, or similar recognitions of non-cash expense items made for accounting purposes only (including non-cash pension expense); (f) any taxes levied by or paid to the City (or payments in lieu of taxes) upon the properties or earnings of the Light System; or (g) any obligation authorized pursuant to ordinance or resolution specifically excluding the payment of such obligation from Operating and Maintenance Expense.

“Outstanding Junior Lien Bonds” means, with reference to a particular Series of Junior Lien Bonds issued pursuant to this ordinance, those Junior Lien Bonds that are outstanding as of the Issue Date of such Series.

“Outstanding Parity Bond Ordinances” means the ordinances authorizing the various series of Outstanding Parity Bonds, as such ordinances are identified in Exhibit A to this ordinance.

“Outstanding Parity Bonds” means those outstanding Parity Bonds identified in Exhibit A to this ordinance. When used in reference to a particular date or series of Parity Bonds, Outstanding Parity Bonds shall mean those Parity Bonds (including any Parity Bonds issued subsequent to the effective date of this ordinance) that are outstanding as of that date or as of the issue date of such series.

“Owner” means, without distinction, the Registered Owner and the Beneficial Owner of a Bond.

“Parity Bond” means, generally, any bond or obligation secured by a lien and charge on Net Revenue

that is prior and superior to any other liens or charges whatsoever, in accordance with the priority of payment set forth in Section 14 of this ordinance. The term Parity Bond may refer to: (a) the Outstanding Parity Bonds identified in Exhibit A to this ordinance; (b) each Series of the Bonds designated by the Director of Finance as a Series of Parity Bonds upon satisfaction of the Parity Conditions; (c) any Future Parity Bonds; and (d) any Parity Payment Agreement entered into upon satisfaction of the Parity Conditions.

“Parity Bond Documents” means those Bond Documents applicable to a series of Parity Bonds.

“Parity Bond Fund” means the special fund of the City known as the Seattle Municipal Light Revenue Parity Bond Fund established within the Light Fund pursuant to Ordinance 92938 for the purpose of paying and securing the payment of principal of and interest on Parity Bonds (including Parity Payment Agreement Payments) and payments under Parity Reimbursement Obligations.

“Parity Bond Ordinance” means any ordinance passed by the City Council providing for the issuance and sale of any Series of Parity Bonds, and any other ordinance amending or supplementing the provisions of any Parity Bond Ordinance.

“Parity Certificate” means a certificate delivered pursuant to subsection 18(a)(ii) of this ordinance for purposes of satisfying the Parity Conditions in connection with the issuance of Future Parity Bonds.

“Parity Conditions” means (a) for purposes of establishing that a Series of the Bonds may be issued on parity with the Parity Bonds outstanding as of the Issue Date of such Series, the conditions for issuing Future Parity Bonds set forth in the Parity Bond Ordinances relating to those Parity Bonds that are then outstanding; and (b) for purposes of issuing Future Parity Bonds on parity with a Series of the Bonds, the conditions described in the preceding clause (a) together with the conditions set forth in subsection 18(a) of this ordinance.

“Parity Payment Agreement” means a Payment Agreement that is entered into in compliance with the Parity Conditions and under which the City’s payment obligations are expressly stated to constitute a lien and charge on Net Revenue equal in rank with the lien and charge upon such Net Revenue required to be paid into the Parity Bond Fund and the Reserve Fund to pay and secure the payment of principal of and interest on Parity

Bonds in accordance with Section 14 of this ordinance. For purposes of determining percentages of ownership of Parity Bonds under this ordinance or under any Bond Documents, Parity Payment Agreements shall be deemed to have no principal amount, and any consent or similar rights (if any) shall be determined only as set forth in the applicable Parity Payment Agreement.

“Parity Reimbursement Obligation” means any payment or reimbursement obligation incurred under a written agreement entered into in connection with a series of Parity Bonds or to obtain Qualified Insurance or a Qualified Letter of Credit (other than Qualified Insurance or a Qualified Letter of Credit obtained to satisfy all or part of the Reserve Fund Requirement), under which the City’s payment obligations are expressly stated to constitute a lien and charge on Net Revenue equal in rank to the lien and charge upon such Net Revenue required to be paid into the Parity Bond Fund to pay and secure the payment of the principal of and interest on the Parity Bonds. Parity Reimbursement Obligations accruing as a result of a mandatory tender for purchase of Parity Bonds shall be excluded from the calculation of Annual Debt Service for all purposes. For purposes of determining percentages of ownership of Parity Bonds, Parity Reimbursement Obligations shall be deemed to have no principal amount, and any consent or similar rights (if any) shall be determined only as set forth in the applicable Parity Reimbursement Obligations.

“Payment Agreement” means a written agreement entered into by the City and a Qualified Counterparty, as authorized by any applicable laws of the State, for the purpose of managing or reducing the City’s exposure to fluctuations or levels of interest rates, or for other interest rate, investment, or asset or liability management purposes, and which provides for (i) an exchange of payments based on interest rates, ceilings, or floors on such payments, (ii) options on such payments; (iii) any combination of the foregoing, or (iv) any similar device. A Payment Agreement may be entered into on either a current or forward basis. A Payment Agreement must be entered into in connection with (or incidental to) the issuance, incurring, or carrying of particular bonds, notes, bond anticipation notes, commercial paper, or other obligations for borrowed money (which may include leases, installment purchase contracts, or other similar financing

agreements or certificates of participation in any of the foregoing).

“Payment Agreement Payments” means the amounts periodically required to be paid by the City to a Qualified Counterparty pursuant to a Payment Agreement.

“Payment Agreement Receipts” means the amounts periodically required to be paid by a Qualified Counterparty to the City pursuant to a Payment Agreement.

“Permitted Investments” means any investments or investment agreements permitted for the investment of City funds under the laws of the State, as amended at any time.

“Plan of Additions” means the system or plan of additions to and betterments and extensions of the Light System adopted by ordinance, including but not limited to the CIP, the Conservation Plan, and the Deferred Hydroelectric Project Relicensing Costs. The Plan of Additions includes all amendments, updates, supplements or replacements to the CIP, the Conservation Plan, and the Deferred Hydroelectric Project Relicensing Costs, all of which shall automatically constitute amendments to the Plan of Additions upon approval by ordinance. The Plan of Additions includes the purchase and installation of all materials, supplies, appliances, equipment (including but not limited to data processing hardware and software and conservation equipment) and facilities, the acquisition of all permits, licenses, franchises, property and property rights, other capital assets and all engineering, consulting and other professional services and studies (whether performed by the City or by other public or private entities) necessary or convenient to carry out the Plan of Additions. The Plan of Additions also may be modified to include other improvements without amending the CIP, the Conservation Plan, and the Deferred Hydroelectric Project Relicensing Costs, if the City determines by ordinance that those amendments or other improvements constitute a system or plan of additions to or betterments or extensions of the Light System.

“Pricing Certificate” means a certificate executed by the Director of Finance as of the pricing date confirming the Bond Sale Terms for the sale of a Series of the Bonds to the Purchaser in a competitive sale, in accordance with the parameters set forth in Section 5 of this ordinance.

“Professional Utility Consultant” means the independent person(s) or firm(s) selected by the City having a favorable reputation for skill and experience with electric systems of comparable size and character to the Light System in such areas as are relevant to the purposes for which they were retained.

“Purchaser” means the entity or entities who have been selected by the Director of Finance in accordance with this ordinance to serve as underwriter, purchaser or successful bidder in a sale of any Series of the Bonds.

“Qualified Counterparty” means a party (other than the City or a person related to the City) who is the other party to a Payment Agreement and who is qualified to act as the other party to a Payment Agreement under any applicable laws of the State.

“Qualified Insurance” means any municipal bond insurance policy, surety bond, or similar credit enhancement device, issued by any insurance company licensed to conduct an insurance business in any state of the United States, by a service corporation acting on behalf of one or more such insurance companies, or by any other financial institution, the provider of which, as of the time of issuance of such credit enhancement device, is rated in one of the two highest rating categories (without regard to gradations within such categories) by at least two nationally recognized rating agencies.

“Qualified Letter of Credit” means any letter of credit, standby bond purchase agreement, or other liquidity facility issued by a financial institution for the account of the City in connection with the issuance of any Parity Bond or Junior Lien Bond, which institution maintains an office, agency, or branch in the United States and, as of the time of issuance of such instrument, is rated in one of the two highest rating categories (without regard to gradations within such categories) by at least two nationally recognized rating agencies.

“RBI” means *The Bond Buyer Revenue Bond Index* or comparable index, or, if no comparable index can be obtained, 80 percent of the interest rate for actively traded 30-year United States Treasury obligations.

“Rate Stabilization Account” means the account of that name previously established in the Light Fund pursuant to Ordinance 121637.

“Rating Agency” means any nationally recognized rating agency then maintaining a rating on a Series of the Bonds at the request of the City.

“Record Date” means, unless otherwise defined in the Bond Documents, in the case of each interest or principal payment date, the Bond Registrar’s close of business on the 15th day of the month preceding such interest or principal payment date. With regard to redemption of a Bond prior to its maturity, the Record Date shall mean the Bond Registrar’s close of business on the day prior to the date on which the Bond Registrar sends the notice of redemption to the Registered Owner(s) of the affected Bonds.

“Refundable Bonds” means the Refundable Parity Bonds and the Refundable Junior Lien Bonds.

“Refundable Junior Lien Bonds” means any outstanding Junior Lien Bonds that are eligible to be refunded pursuant to the Omnibus Refunding Ordinance.

“Refundable Parity Bonds” means any outstanding Parity Bonds that are eligible to be refunded pursuant to the Omnibus Refunding Ordinance.

“Refunding Junior Lien Bonds” means Future Junior Lien Bonds that satisfy the applicable Junior Lien Additional Bonds Test and are issued pursuant to the Omnibus Refunding Ordinance (or a Future Junior Lien Bond ordinance) for the purpose of refunding any Refundable Junior Lien Bonds.

“Refunding Parity Bonds” means Future Parity Bonds that satisfy the applicable Parity Conditions and are issued pursuant to the Omnibus Refunding Ordinance (or another Future Parity Bond Ordinance) for the purpose of refunding any Refundable Parity Bonds.

“Registered Owner” means, with respect to a Bond, the person in whose name that Bond is registered on the Bond Register. For so long as a Series of the Bonds is in Book-Entry Form under a Letter of Representations, the Registered Owner of such Series shall mean the Securities Depository.

“Registration Ordinance” means Ordinance 111724 establishing a system of registration for the City’s bonds and other obligations pursuant to Seattle Municipal Code Chapter 5.10, as amended at any time.

“Reserve Fund” means the special fund of the City known as the Municipal Light and Power Bond

Reserve Fund established as a separate account within the Light Fund pursuant to Ordinance 71917, as amended at any time, to secure the payment of Parity Bonds.

“Reserve Fund Requirement” means, for any Series of Bonds designated as Parity Bonds, the Reserve Fund Requirement established in the Bond Sale Terms for that Series and any other Series issued as part of a single “issue” of Parity Bonds, consistent with Section 15 of this ordinance. For any Series of Future Parity Bonds, the Reserve Fund Requirement means the requirement specified for that Series in the Bond Sale Terms associated with that issue. The aggregate Reserve Fund Requirement for all Parity Bonds shall be the sum of the Reserve Fund Requirements for each Series of Parity Bonds. For purposes of this definition, “issue” means all Series of Parity Bonds issued and sold pursuant to a common set of Bond Sale Terms. For the purposes of calculating the Reserve Fund Requirement only, the City shall deduct from Annual Debt Service the Tax Credit Subsidy Payments the City is scheduled to claim from the federal government in respect of the interest on a Series of Parity Bonds that are Tax Credit Subsidy Bonds (or with respect to which the federal government is otherwise scheduled to provide direct payments).

“Rule 15c2-12” means Rule 15c2-12 promulgated by the SEC under the Securities Exchange Act of 1934, as amended at any time.

“SEC” means the United States Securities and Exchange Commission.

“SIFMA Municipal Swap Index” means the Securities Industry and Financial Markets Association (“SIFMA”) Municipal Swap Index, calculated and published by Bloomberg and overseen by SIFMA’s Municipal Swap Index Committee, or a substantially similar recognized market successor index representing a seven-day market index comprised of certain high-grade tax-exempt variable rate demand obligations.

“Second Parity Covenant Date” means the earlier of (a) the date on which the City has obtained consents of the requisite percentage (as set forth in subsection 23(b) of the Outstanding Parity Bond Ordinances) of Registered Owners of the Parity Bonds then outstanding, in accordance with the provisions of the applicable Outstanding Parity Bond Documents; or (b) the date on which all of the following Outstanding

Parity Bonds have been redeemed or defeased: Municipal Light and Power Revenue Bonds, 2010A (Taxable Build America Bonds - Direct Payment); Municipal Light and Power Revenue Bonds, 2010C (Taxable Recovery Zone Economic Development Bonds - Direct Payment); Municipal Light and Power Improvement Revenue Bonds, 2011B (Taxable New Clean Renewable Energy Bonds - Direct Payment); Municipal Light and Power Improvement and Refunding Revenue Bonds, 2012A; Municipal Light and Power Improvement Revenue Bonds, 2012C (Taxable New Clean Renewable Energy Bonds - Direct Payment); Municipal Light and Power Improvement and Refunding Revenue Bonds, 2013; Municipal Light and Power Improvement and Refunding Revenue Bonds, 2014; Municipal Light and Power Revenue Bonds, 2015A; Municipal Light and Power Revenue Bonds, 2016A (Taxable New Clean Renewable Energy Bonds - Direct Payment); Municipal Light and Power Refunding Revenue Bonds, 2016B; Municipal Light and Power Improvement and Refunding Revenue Bonds, 2016C; and Municipal Light and Power Improvement and Refunding Revenue Bonds, 2017C.

“Securities Depository” means DTC, any successor thereto, any substitute securities depository selected by the City, or the nominee of any of the foregoing. Any successor or substitute Securities Depository must be qualified under applicable laws and regulations to provide the services proposed to be provided by it.

“Serial Bond” means any Parity Bond or Junior Lien Bond maturing in a specified year, for which no Sinking Fund Requirements are mandated.

“Series” means a series of the Bonds issued pursuant to this ordinance.

“Sinking Fund Account” means (a) with respect to Parity Bonds, any account created in the Parity Bond Fund to amortize the principal or make mandatory redemptions of Parity Bonds that are Term Bonds; and (b) with respect to Junior Lien Bonds, any account created in the Junior Lien Debt Service Fund to amortize the principal or make mandatory redemptions of Junior Lien Bonds that are Term Bonds.

“Sinking Fund Requirement” means, for any calendar year, the principal portion (and required redemption premium, if any) of any Term Bond that is required to be purchased, redeemed, paid at maturity, or paid into any Sinking Fund Account for such calendar year, as established in the applicable Bond Documents.

“State” means the State of Washington.

“State Auditor” means the office of the Auditor of the State or such other department or office of the State authorized and directed by State law to make audits.

“Tax Credit Subsidy Bond” means any Taxable Bond that is designated by the City as a tax credit bond pursuant to the Code and as a “qualified bond” under Section 6431 or similar provision of the Code, and with respect to which the City is eligible to claim a Tax Credit Subsidy Payment.

“Tax Credit Subsidy Payment” means a payment by the federal government with respect to a Tax Credit Subsidy Bond.

“Tax-Exempt Bond” means any Parity Bond or Junior Lien Bond, the interest on which is intended, as of the Issue Date, to be excludable from gross income for federal income tax purposes.

“Taxable Bond” means any Parity Bond or Junior Lien Bond, the interest on which is not intended, as of the Issue Date, to be excludable from gross income for federal income tax purposes.

“Term Bond” means any Parity Bond or Junior Lien Bond that is issued subject to mandatory redemption in periodic Sinking Fund Requirements prior to its maturity date.

“Valuation Date” means, with respect to any Capital Appreciation Bond, the date or dates, determined as set forth in the applicable Bond Documents, on which specific Accreted Values are assigned to that Capital Appreciation Bond.

“Variable Interest Rate” means any interest rate that fluctuates during the stated term of a bond (or during a stated period during which the bond is designated as a Variable Interest Rate Bond), whether due to a remarketing, a market index reset, or other mechanism set forth in the applicable Bond Documents. The Bond Documents for any Series of the Bonds bearing interest at a Variable Interest Rate shall set forth: (a) the available method(s) of computing interest (the “interest rate modes”); (b) the particular period or periods of time (or manner of determining such period or periods of time) for which each value of such Variable Interest Rate (or each interest rate mode) shall remain in effect; (c) provisions for conversion from one interest rate

mode to another and for setting or resetting the interest rates; and (d) the time or times upon which any change in such Variable Interest Rate (or any conversion of interest rate modes) shall become effective.

“Variable Interest Rate Bond” means, for any period of time, any Parity Bond or Junior Lien Bond that bears interest at a Variable Interest Rate during that period. A bond shall not be treated as a Variable Interest Rate Bond if the net economic effect of (a) interest rates on a particular series of Parity Bonds (or Junior Lien Bonds, as applicable), as set forth in the applicable Bond Documents, and (b) either (i) interest rates on another series of Parity Bonds (or Junior Lien Bonds, as applicable) issued at substantially the same time, or (ii) a Payment Agreement related to that particular series, in either case, is to produce obligations that bear interest at a fixed interest rate. Any Parity Bond or Junior Lien Bond with respect to which a Payment Agreement is in force shall be treated as a Variable Interest Rate Bond if the net economic effect of the Payment Agreement is to produce an obligation that bears interest at a Variable Interest Rate.

Section 2. **Adoption of Plan of Additions.** The City specifies, adopts and orders the Plan of Additions to be carried out as generally provided for in the documents comprising the Plan of Additions. The estimated cost of the Plan of Additions, as nearly as may be determined, is declared to be approximately \$2.3 billion, of which approximately \$375 million is expected to be financed from proceeds of the Bonds and investment earnings thereon.

Section 3. **Authorization of Bonds; Due Regard Finding.**

(a) **The Bonds.** The City is authorized to issue municipal light and power revenue bonds payable from the sources described in Section 13 of this ordinance and secured as either Parity Bonds or Junior Lien Bonds, as determined by the Director of Finance in accordance with Section 5 of this ordinance. The Bonds may be issued in one or more Series in a maximum aggregate principal amount not to exceed the amount stated in Section 5 of this ordinance, for the purposes of: (a) paying a part of the cost of carrying out the Plan of Additions; (b) providing for the Reserve Fund Requirement (if necessary); (c) capitalizing interest on (if necessary) and paying costs of issuance; and (d) carrying out other Light System purposes approved by

ordinance. The Bonds may be issued in one or more Series and may be combined with other municipal light and power revenue bonds authorized separately. The Bonds shall be designated municipal light and power revenue bonds, shall be numbered separately and shall have any name, year, and Series or other label as deemed necessary or appropriate by the Director of Finance. Any Series of the Bonds designated as Junior Lien Bonds shall bear a designation clearly indicating that such Bonds are Junior Lien Bonds.

(b) **City Council Finding.** The City Council finds that, in creating the Parity Bond Fund, the Reserve Fund, and the Junior Lien Debt Service Fund (collectively, the “Bond Funds”), and in fixing the amounts to be paid into those funds in accordance with this ordinance and the parameters for the Bond Sale Terms set forth in Section 5 of this ordinance, the City Council has exercised due regard for the cost of operation and maintenance of the Light System, and is not setting aside into such Bond Funds a greater amount than in the judgment of the City Council, based on the rates established from time to time consistent with subsection 17(a)(ii) of this ordinance, will be sufficient, in the judgment of the City Council, to meet all expenses of operation and maintenance of the Light System and to provide the amounts previously pledged for the payment of all outstanding obligations payable out of Gross Revenues and pledged for the payment of the Bonds. Therefore, the City Council finds that the issuance and sale of the Bonds is in the best interest of the City and is in the public interest.

Section 4. **Manner of Sale of the Bonds.** The Director of Finance may provide for the sale of each Series by competitive sale, negotiated sale, limited offering, or private placement, and may select and enter into agreements with remarketing agents or providers of liquidity with respect to Variable Interest Rate Bonds. The Purchaser of each Series shall be chosen through a selection process acceptable to the Director of Finance. The Director of Finance is authorized to specify a date and time of sale and a date and time for the delivery of each Series; in the case of a competitive sale, to provide an official notice of sale including bid parameters and other bid requirements, and to provide for the use of an electronic bidding mechanism; to provide for and determine matters relating to the forward or delayed delivery of the Bonds, if deemed desirable; and to specify such other

matters and take such other action as in the Director's determination may be necessary, appropriate, or desirable in order to carry out the sale of each Series. Each Series must be sold on Bond Sale Terms consistent with the parameters set forth in Section 5 of this ordinance.

Section 5. **Appointment of Designated Representative; Bond Sale Terms.**

(a) **Designated Representative.** The Director of Finance is appointed to serve as the City's designated representative in connection with the issuance and sale of the Bonds in accordance with RCW 39.46.040(2) and this ordinance.

(b) **Parameters for Bond Sale Terms.** The Director of Finance is authorized to approve, on behalf of the City, Bond Sale Terms for the sale of the Bonds in one or more Series, and in connection with each such sale, to execute a Bond Purchase Contract (or, in the case of a competitive sale, a Pricing Certificate) confirming the Bond Sale Terms and such related agreements as may be necessary or desirable, consistent with the following parameters:

(i) **Maximum Principal Amount.** This ordinance authorizes the issuance of Bonds in a maximum aggregate principal amount of not to exceed \$375 million.

(ii) **Date or Dates.** Each Bond shall be dated its Issue Date, as determined by the Director of Finance. The initial Issue Date (without restricting any reissuance date with respect to a Series of Variable Interest Rate Bonds) may not be later than December 31, 2024.

(iii) **Denominations.** The Bonds shall be issued in Authorized Denominations.

(iv) **Interest Rate(s).** Each Bond shall bear interest from its Issue Date or from the most recent date to which interest has been paid or duly provided, whichever is later, unless otherwise provided in the applicable Bond Documents. Each Series of the Bonds shall bear interest at one or more fixed interest rates or Variable Interest Rates. The net interest cost for any fixed rate Series may not exceed a rate of 10 percent per annum. The Bond Documents for any Series may provide for multiple interest rates and interest rate modes, and may provide conditions and mechanisms for the Director of Finance to effect a conversion from one mode to

another. Nothing in this ordinance shall be interpreted to prevent the Bond Documents for any Series from including a provision for adjustments to interest rates during the term of the Series upon the occurrence of certain events specified in the applicable Bond Documents.

(v) **Payment Dates.** Interest shall be payable on dates acceptable to the Director of Finance. Principal shall be payable on dates acceptable to the Director of Finance, which shall include payment at the maturity of each Bond; in accordance with any Sinking Fund Requirements applicable to Term Bonds; and otherwise in accordance with any redemption or tender provisions.

(vi) **Final Maturity.** Each Bond shall mature no later than 40 years after its Issue Date.

(vii) **Redemption Prior to Maturity.** The Bond Sale Terms may include redemption and tender provisions, as determined by the Director of Finance in the Director's discretion, consistent with Section 8 of this ordinance and subject to the following:

(A) **Optional Redemption.** The Director of Finance may designate any Bond as subject to optional redemption prior to its maturity. Any Bond that is subject to optional redemption prior to maturity must be callable on at least one or more date(s) occurring not more than 10½ years after the Issue Date, consistent with subsection 8(a) of this ordinance.

(B) **Mandatory Redemption.** The Director of Finance may designate any Bond as a Term Bond, subject to mandatory redemption prior to its maturity on the dates and in principal payment amounts set forth in Sinking Fund Requirements, consistent with subsection 8(b) of this ordinance.

(C) **Extraordinary Redemption.** The Director of Finance may designate any Bond as subject to extraordinary optional redemption or extraordinary mandatory redemption upon the occurrence of an extraordinary event, as such event or events may be set forth in the applicable Bond Documents, consistent with subsection 8(c) of this ordinance.

(D) **Tender Options.** The Director of Finance may designate any Variable Interest Rate Bond as subject to tender options, as set forth in the applicable Bond Documents.

(viii) **Price.** The Director of Finance may approve in the Bond Sale Terms an aggregate purchase price for each Series of the Bonds that is, in the Director's judgment, the price that produces the most advantageous borrowing cost for the City for that Series, consistent with the parameters set forth in this ordinance and in any applicable bid documents.

(ix) Other Terms and Conditions.

(A) **Expected Life of Capital Facilities.** As of the Issue Date of each Series, the Director of Finance must find to the Director's satisfaction that the average expected life of the capital facilities to be financed with the proceeds (or allocable share of proceeds) of that Series exceeds the weighted average maturity of such Series (or share thereof allocated to financing those capital facilities).

(B) **Satisfaction of Parity Conditions or Junior Lien Additional Bonds Test.** For each Series of the Bonds, the Director of Finance must designate such Series of the Bonds as a series of either Parity Bonds or Junior Lien Bonds. For a Series to be designated as Parity Bonds, the Director of Finance must find to the Director's satisfaction that, as of the Issue Date, the Parity Conditions have been met or satisfied so that such Series is permitted to be issued as Parity Bonds. For a Series to be designated as Junior Lien Bonds, the Director of Finance must find to the Director's satisfaction that, as of the Issue Date, the Junior Lien Additional Bonds Test has been met or satisfied so that such Series is permitted to be issued as Junior Lien Bonds.

(C) **Additional Terms, Conditions, and Agreements.** The Bond Sale Terms for any Series may provide for Qualified Insurance, a Qualified Letter of Credit or other liquidity facility, Intermediate Lien Reimbursement Obligation, Junior Lien Reimbursement Obligation, or any other Payment Agreement as the Director of Finance may find necessary or desirable, and may include such additional terms, conditions, and covenants as may be necessary or desirable, including but not limited to: restrictions on investment of Bond proceeds and pledged funds (including any escrow established for the defeasance of any of the Bonds); provisions for the conversion of interest rate modes; provisions for the reimbursement of a credit enhancement

provider or Qualified Counterparty; and requirements to give notice to or obtain the consent of a credit enhancement provider or a Qualified Counterparty. The Director of Finance is authorized to execute, on behalf of the City, such additional certificates and agreements as may be necessary or desirable to reflect such terms, conditions, and covenants.

(D) Parity Bond Reserve Fund Requirement. The Bond Sale Terms for any Series of Parity Bonds must establish the Reserve Fund Requirement for such Series and must set forth the method for satisfying any such requirement, consistent with Section 15 of this ordinance and the Parity Conditions. The Reserve Fund Requirement for any such Series may not be set at a level that would cause the aggregate Reserve Fund Requirement to exceed the least of (1) 125% of Average Annual Debt Service on all Parity Bonds outstanding, (2) Maximum Annual Debt Service on all Parity Bonds outstanding, or (3) 10% of the proceeds of the outstanding Parity Bonds.

(E) Tax Status of the Bonds. The Director of Finance may designate any Series of the Bonds as Tax-Exempt Bonds, Taxable Bonds, or Tax Credit Subsidy Bonds, consistent with Section 21 of this ordinance.

Section 6. **Bond Registrar; Registration and Transfer of Bonds.**

(a) Registration and Bond Registrar. The Bonds shall be issued only in registered form as to both principal and interest and shall be recorded on the Bond Register. The Fiscal Agent is appointed to act as Bond Registrar for each Series of the Bonds, unless otherwise determined by the Director of Finance.

(b) Transfer and Exchange of Bonds. The Bond Registrar shall keep, or cause to be kept, sufficient books for the registration and transfer of the Bonds, which shall be open to inspection by the City at all times. The Bond Register shall contain the name and mailing address of the Registered Owner of each Bond and the principal amount and number of each of the Bonds held by each Registered Owner.

The Bond Registrar is authorized, on behalf of the City, to authenticate and deliver Bonds transferred or exchanged in accordance with the provisions of the Bonds and this ordinance, to serve as the City's paying

agent for the Bonds, and to carry out all of the Bond Registrar's powers and duties under this ordinance and the Registration Ordinance.

The Bond Registrar shall be responsible for its representations contained in the Bond Registrar's certificate of authentication on the Bonds. The Bond Registrar may become an Owner of Bonds with the same rights it would have if it were not the Bond Registrar and, to the extent permitted by law, may act as depository for and permit any of its officers or directors to act as members of, or in any other capacity with respect to, any committee formed to protect the rights of Owners.

Bonds surrendered to the Bond Registrar may be exchanged for Bonds in any Authorized Denomination of an equal aggregate principal amount and of the same Series, seniority, interest rate, and maturity. Bonds may be transferred only if endorsed in the manner provided thereon and surrendered to the Bond Registrar. Any exchange or transfer shall be without cost to an Owner or transferee. The Bond Registrar shall not be obligated to exchange or transfer any Bond during the period between the Record Date and the corresponding interest payment or principal redemption date.

(c) Securities Depository; Book-Entry Form. Unless otherwise determined by the Director of Finance, the Bonds initially shall be issued in Book-Entry Form and registered in the name of the Securities Depository. The Bonds so registered shall be held fully immobilized in Book-Entry Form by the Securities Depository in accordance with the provisions of the Letter of Representations. Neither the City nor the Bond Registrar shall have any responsibility or obligation to participants of the Securities Depository or the persons for whom they act as nominees with respect to the Bonds regarding the accuracy of any records maintained by the Securities Depository or its participants of any amount in respect of principal of or interest on the Bonds, or any notice that is permitted or required to be given to Registered Owners hereunder (except such notice as is required to be given by the Bond Registrar to the Securities Depository). Registered ownership of a Bond initially held in Book-Entry Form, or any portion thereof, may not be transferred except: (i) to any successor Securities Depository; (ii) to any substitute Securities Depository appointed by the City or such substitute

Securities Depository's successor; or (iii) to any person if the Bond is no longer held in Book-Entry Form.

Upon the resignation of the Securities Depository from its functions as depository, or upon a determination by the Director of Finance to discontinue utilizing the then-current Securities Depository, the Director of Finance may appoint a substitute Securities Depository. If the Securities Depository resigns from its functions as depository and no substitute Securities Depository can be obtained, or if the Director of Finance determines not to utilize a Securities Depository, then the Bonds shall no longer be held in Book-Entry Form and ownership may be transferred only as provided in this ordinance.

Nothing this ordinance shall prevent the Bond Sale Terms from providing that a Series of the Bonds shall be issued in certificated form without utilizing a Securities Depository, and that the Bonds of such Series shall be registered as of their Issue Date in the names of the Owners thereof, in which case ownership may be transferred only as provided of this ordinance.

(d) **Lost or Stolen Bonds.** In case any Bond shall be lost, stolen or destroyed, the Bond Registrar may authenticate and deliver a new bond or bonds of like amount, date, tenor, and effect to the Registered Owner(s) thereof upon the Registered Owner(s)' paying the expenses and charges of the City in connection therewith and upon filing with the Bond Registrar evidence satisfactory to the Bond Registrar that such bond or bonds were actually lost, stolen or destroyed and of Registered Ownership thereof, and upon furnishing the City with indemnity satisfactory to both.

Section 7. **Payment of Bonds.**

(a) **Payment.** Each Bond shall be payable in lawful money of the United States of America on the dates and in the amounts as provided in the Bond Documents for that Series. Principal of and interest on each Bond designated as a Parity Bond shall be payable solely out of the Parity Bond Fund. Principal of and interest on each Bond designated as a Junior Lien Bond shall be payable solely out of the Junior Lien Debt Service Fund. The Bonds shall not be general obligations of the City. No Bonds of any Series shall be subject to acceleration under any circumstances.

(b) **Bonds Held In Book-Entry Form.** Principal of and interest on each Bond held in Book-Entry Form shall be payable in the manner set forth in the Letter of Representations.

(c) **Bonds Not Held In Book-Entry Form.** Interest on each Bond not held in Book-Entry Form shall be payable by electronic transfer on the interest payment date, or by check or draft of the Bond Registrar mailed on the interest payment date to the Registered Owner at the address appearing on the Bond Register on the Record Date. The City, however, shall not be required to make electronic transfers except pursuant to a request by a Registered Owner in writing received at least ten days prior to the Record Date and at the sole expense of the Registered Owner. Principal of each Bond not held in Book-Entry Form shall be payable upon presentation and surrender of the Bond by the Registered Owner to the Bond Registrar.

Section 8. **Redemption and Purchase of Bonds.**

(a) **Optional Redemption.** All or some of the Bonds of any Series may be subject to redemption prior to their stated maturity dates at the option of the City at the times and on the terms set forth in the applicable Bond Documents.

(b) **Mandatory Redemption.** All or some of the Bonds of any Series may be designated as Term Bonds, subject to mandatory redemption in Sinking Fund Requirements, as set forth in the applicable Bond Documents. If not redeemed or purchased at the City's option prior to maturity, Term Bonds (if any) must be redeemed, at a price equal to 100 percent of the principal amount to be redeemed, plus accrued interest, on the dates and in the years and Sinking Fund Requirements as set forth in the applicable Bond Documents. If the City optionally redeems or purchases a Term Bond prior to maturity, the principal amount of that Term Bond that is so redeemed or purchased (irrespective of its redemption or purchase price) shall be credited against the remaining Sinking Fund Requirements for that Term Bond in the manner as directed by the Director of Finance. In the absence of direction by the Director of Finance, credit shall be allocated to the remaining Sinking Fund Requirements for that Term Bond on a *pro rata* basis.

(c) **Extraordinary Redemption.** All or some of the Bonds of any Series may be subject to

extraordinary optional or extraordinary mandatory redemption prior to maturity upon the occurrence of an extraordinary event at the prices, in the principal amounts, and on the dates, all as set forth in the applicable Bond Documents.

(d) **Selection of Bonds for Redemption; Partial Redemption.** If fewer than all of the outstanding Bonds of a Series are to be redeemed at the option of the City, the Director of Finance shall select the maturity or maturities to be redeemed. If less than all of the principal amount of a maturity of the selected Series is to be redeemed and such Series is held in Book-Entry Form, the portion of such maturity to be redeemed shall be selected for redemption by the Securities Depository in accordance with the Letter of Representations. If the Series is not then held in Book-Entry Form, the portion of such maturity to be redeemed shall be selected by the Bond Registrar using such method of random selection as the Bond Registrar shall determine. All or a portion of the principal amount of any Bond that is to be redeemed may be redeemed in any applicable Authorized Denomination. If less than all of the outstanding principal amount of any Bond is redeemed, upon surrender of that Bond to the Bond Registrar there shall be issued to the Registered Owner, without charge, a new Bond (or Bonds, at the option of the Registered Owner) of the same Series, seniority, maturity, and interest rate in any Authorized Denomination in the aggregate principal amount to remain outstanding.

(e) **Purchase.** The City reserves the right and option to purchase any or all of the Bonds at any time at any price acceptable to the City plus accrued interest to the date of purchase.

Section 9. **Notice of Redemption; Rescission of Notice.** Unless otherwise set forth in the applicable Bond Documents, the City must cause notice of any intended redemption of Bonds to be given not fewer than 20 nor more than 60 days prior to the date fixed for redemption by first-class mail, postage prepaid, to the Registered Owner of any Bond to be redeemed at the address appearing on the Bond Register on the Record Date, and the requirements of this sentence shall be deemed to have been fulfilled when notice has been mailed as so provided, whether or not it is actually received by the Owner of any Bond. Interest on Bonds called for redemption shall cease to accrue on the date fixed for redemption unless the Bond or Bonds called are not

redeemed when presented pursuant to the call.

In the case of an optional or extraordinary optional redemption, the notice may state that the City retains the right to rescind the redemption notice and the related redemption of Bonds by giving a notice of rescission to the affected Registered Owners at any time on or prior to the scheduled redemption date. Any notice of redemption that is rescinded by the Director of Finance shall be of no effect, and the Bonds for which the notice of redemption has been rescinded shall remain outstanding.

Section 10. **Failure to Pay Bonds.** If any Bond is not paid when properly presented at its maturity or redemption date, the City shall be obligated to pay, solely from the sources pledged to that Bond in this ordinance, interest on that Bond at the same rate provided on that Bond from and after its maturity or redemption date until that Bond, principal (including redemption premium, if any) and interest, is paid in full or until sufficient money for its payment in full is on deposit in the Parity Bond Fund (if such Bond is a Parity Bond) or the Junior Lien Debt Service Fund (if such Bond is a Junior Lien Bond) and that Bond has been called for payment by giving notice of that call to the Registered Owner of that Bond. The exercise of remedies of Owners of the Bonds are limited as set forth in Section 24 of this ordinance.

Section 11. **Form and Execution of Bonds.** The Bonds shall be typed, printed or reproduced in a form consistent with the provisions of this ordinance and State law; shall be signed by the Mayor and Director of Finance, either or both of whose signatures may be manual or in facsimile; and the seal of the City or a facsimile reproduction thereof shall be impressed or printed thereon.

Only Bonds bearing a certificate of authentication in substantially the following form (with the designation, year, and Series adjusted consistent with this ordinance), manually signed by the Bond Registrar, shall be valid or obligatory for any purpose or entitled to the benefits of this ordinance: “This Bond is one of the fully registered The City of Seattle, Washington, Municipal Light and Power [Improvement] Revenue Bonds, [Year], [Series and/or Seniority, if applicable], described in [this ordinance].” Junior Lien Bonds shall also bear the words “Junior Lien” in their name in the foregoing certificate of authentication. The authorized

signing of a certificate of authentication shall be conclusive evidence that the Bond so authenticated has been duly executed, authenticated, and delivered and is entitled to the benefits of this ordinance.

If any officer whose manual or facsimile signature appears on a Bond ceases to be an officer of the City authorized to sign bonds before the Bond bearing that officer's manual or facsimile signature is authenticated or delivered by the Bond Registrar or issued by the City, that Bond nevertheless may be authenticated, delivered and issued and, when authenticated, issued and delivered, shall be as binding on the City as though that person had continued to be an officer of the City authorized to sign bonds. Any Bond also may be signed on behalf of the City by any person who, on the actual date of signing of the Bond, is an officer of the City authorized to sign bonds, although that person did not hold the required office on the Issue Date of that Series of the Bonds.

Section 12. **Construction Account; Deposit of Proceeds.** The principal proceeds of the sale of each Series of the Bonds (other than amounts necessary to pay accrued interest (if any), to pay costs of issuance, and to provide for the Reserve Fund Requirement with respect to a Series of Parity Bonds) shall be deposited into the Construction Account (or such other fund or account as may be directed by the Director of Finance) to be used for the purposes set forth in Section 3 of this ordinance. Until needed for such purposes, the City may invest principal proceeds and interest thereon temporarily in any Permitted Investments, and the investment earnings may, as determined by the Director of Finance, be either (a) retained in the Construction Account to be spent for the purposes of that account, or (b) deposited into the Parity Bond Fund or Junior Lien Debt Service Fund, as applicable.

Section 13. **Security for the Bonds; Designation as Parity Bonds or Junior Lien Bonds.** The Bonds shall not constitute general obligations of the City, the State or any political subdivision of the State or a charge upon any general fund or upon any money or other property of the City, the State or any political subdivision of the State not specifically pledged by this ordinance.

(a) **Parity Bonds.** Each Series of the Bonds that is designated as Parity Bonds shall be a special limited obligation of the City payable from and secured solely by Gross Revenues available after payment of Operating

and Maintenance Expense (“Net Revenue”) and by money in the Parity Bond Fund and the Reserve Fund. Net Revenue is pledged to make the payments into the Parity Bond Fund and the Reserve Fund required by Sections 14 and 15 of this ordinance, which pledge shall constitute a lien and charge upon such Net Revenue prior and superior to all other charges whatsoever. Each Series of the Bonds designated as Parity Bonds shall be issued on parity with the Outstanding Parity Bonds and all Future Parity Bonds, without regard to date of issuance or authorization and without preference or priority of right or lien.

(b) **Junior Lien Bonds.** Each Series of the Bonds that is designated as Junior Lien Bonds shall be a special limited obligation of the City payable from and secured solely by Net Revenue and by money in the Junior Lien Debt Service Fund. Net Revenue is pledged to make the payments into the Junior Lien Debt Service Fund required by Sections 14 and 16 of this ordinance, which pledge shall constitute a lien and charge upon such Net Revenue (i) subordinate only to the payments to be made (A) into the Parity Bond Fund in respect of the principal of and interest on the Outstanding Parity Bonds and Parity Payment Agreements, (B) in respect of reimbursement obligations arising under Alternate Reserve Securities, and (C) in respect of obligations arising under Intermediate Lien Reimbursement Obligations, and (ii) prior and superior to all other charges whatsoever. Each Series of the Bonds designated as Junior Lien Bonds shall be issued on parity with the lien and charge of any then outstanding Junior Lien Bonds and all Future Junior Lien Bonds, without regard to date of issuance or authorization and without preference or priority of right or lien. Nothing in this ordinance prevents the City from issuing revenue bonds or other obligations which are a charge or lien upon Net Revenue subordinate to the payments required to be made into the Junior Lien Debt Service Fund and the Reserve Fund, and any subfund, account, or subaccount within the foregoing funds.

Section 14. **Priority Expenditure of Gross Revenues; Flow of Funds.** Gross Revenues shall be deposited as received in the Light Fund and used for the following purposes only, in the following order of priority:

(a) To pay the Operating and Maintenance Expense of the Light System;

(b) To make, when due, all payments into the Parity Bond Fund required to be made in order to pay the interest on and principal of all Parity Bonds, including all Parity Bond Sinking Fund Requirements, all net payments under Parity Payment Agreements, and to make all payments required to be made (if any) in respect of Parity Reimbursement Obligations;

(c) To make all payments required to be made (if any) into the Reserve Fund necessary to satisfy the Reserve Fund Requirement, to make all payments (if any) required to be made under subsection 15(c)(i)(B) of this ordinance into a special account within the Light Fund for the replacement of an Alternate Reserve Security as to which the City has received a notice of cancellation, and to pay any reimbursement obligations under any Alternate Reserve Security;

(d) To make all payments required to be made (if any) in respect of Intermediate Lien Reimbursement Obligations;

(e) To make all payments into the Junior Lien Debt Service Fund required to be made in order to pay the interest on and principal of all Junior Lien Bonds, including all net payments under Junior Lien Payment Agreements and all Junior Lien Reimbursement Obligations, when due;

(f) To make all required payments into any revenue bond redemption fund created to pay and secure the payment of the principal of and interest on any revenue bonds or short-term obligations of the City having a charge and lien upon Net Revenue subordinate to the lien thereon for the payment of the principal of and interest on the Parity Bonds and the Junior Lien Bonds; and

(g) Without priority, for any of the following purposes: to retire by redemption or purchase any outstanding revenue bonds or revenue obligations of the Light System; to make necessary additions, betterments, repairs, extensions, and replacements of the Light System; to pay City taxes or other payments in lieu of taxes payable from Gross Revenues; to make deposits to the Rate Stabilization Account; or for any other lawful Light System purpose.

Section 15. **Parity Bond Fund; Reserve Fund.** The special funds of the City known as the Parity

Bond Fund and the Reserve Fund have been previously created and shall be maintained as special funds for the sole purpose of paying the principal (including redemption premium, if any) of and interest on the Parity Bonds as the same shall become due. The Director of Finance may create subfunds, accounts, or subaccounts in the Parity Bond Fund and the Reserve Fund to pay or secure the payment of Parity Bonds as long as the maintenance of such subfunds, accounts, or subaccounts does not conflict with the rights of the owners of the Parity Bonds. Principal (including redemption premium, if any) of and interest on the Parity Bonds shall be payable solely out of the Parity Bond Fund.

(a) **Required Payments Into the Parity Bond Fund and Reserve Fund.** So long as any Parity Bonds (including any Parity Payment Agreements) are outstanding, the City shall set aside and pay out of Net Revenue certain fixed amounts, without regard to any fixed proportion, namely:

(i) Into the Parity Bond Fund, on or prior to the respective dates on which such payments shall become due and payable, an amount sufficient, together with other money on deposit therein, to pay the interest (including net payments due on Parity Payment Agreements) on and principal (including any Sinking Fund Requirements) of the Parity Bonds as the same shall become due; and

(ii) Into the Reserve Fund, an amount necessary to provide for the Reserve Fund Requirement within the time and manner required by this ordinance and the Bond Sale Terms.

To meet the required payments to be made into the Parity Bond Fund and the Reserve Fund, the Director of Finance may transfer any money from any funds or accounts of the City legally available therefor, except bond redemption funds, refunding escrow funds, or defeasance funds. The Director of Finance may provide for the purchase, redemption or defeasance of any Parity Bonds by the use of money on deposit in any subfund, account, or subaccount in the Parity Bond Fund or Reserve Fund, so long as the money remaining in those subfunds, accounts, or subaccounts is sufficient to satisfy the required deposits with respect to the remaining Parity Bonds.

(b) **Parity Bond Fund.** The Parity Bond Fund has been previously created for the sole purpose of

paying the principal of and interest on the Parity Bonds as the same shall become due. Each Series of the Bonds designated as Parity Bonds shall be payable (including principal, Sinking Fund Requirements, redemption premium (if any), and interest) out of the Parity Bond Fund. Money in the Parity Bond Fund shall, to the fullest extent practicable and reasonable, be invested and reinvested at the direction of the Director of Finance solely in, and obligations deposited in such accounts shall consist of, Permitted Investments. Earnings on money and investments in the Parity Bond Fund shall be deposited in and used for the purposes of that fund.

(c) **Reserve Fund.** The Reserve Fund has been previously created for the purpose of securing the payment of the principal of and interest on all Parity Bonds (including all net payments due under any Parity Payment Agreements, if any). Money held in the Reserve Fund shall, to the fullest extent practicable and reasonable, be invested and reinvested at the direction of the Director of Finance solely in, and obligations deposited in such accounts shall consist of, Permitted Investments. Earnings on money and investments in the Reserve Fund shall be deposited in that fund and credited against amounts required to be deposited therein until the Reserve Fund is fully funded, and thereafter such earnings shall be deposited in the Parity Bond Fund.

(i) **Reserve Fund Requirement.** The Bond Sale Terms for each Series of the Bonds shall establish the amount (if any) to be added to the aggregate Reserve Fund Requirement for such Series, and the method for providing for such incremental addition to the Reserve Fund deposit, subject to the following:

(A) In connection with the issuance of Future Parity Bonds, the City shall provide the amounts required for deposit into the Reserve Fund (1) at one time on the Issue Date, or (2) in periodic deposits of Net Revenue (or any other legally available source of funds), so that by five years from the date of such Future Parity Bonds there will have been paid into the Reserve Fund an amount that, together with the money already on deposit therein, will be at least equal to the Reserve Fund Requirement for the Parity Bonds scheduled to be outstanding at the end of that five-year period.

(B) The City may obtain one or more Alternate Reserve Securities for specific amounts required to be paid into the Reserve Fund. The amount available to be drawn upon under each such Alternate

Reserve Security shall be credited against the amounts needed to satisfy the Reserve Fund Requirement. In the event of receipt of any notice of cancellation of an Alternate Reserve Security, the City shall (and, in preparation for the expiration of any such Alternate Reserve Security in accordance with its terms, the City may) either: (1) obtain a substitute Alternate Reserve Security in the amount necessary to satisfy the Reserve Fund Requirement on the date any such cancellation (or expiration) becomes effective, or (2) create a special account in the Light Fund and deposit therein amounts necessary to replace the Alternate Reserve Security upon its expiration or cancellation. In the case of receipt of a notice of cancellation, such periodic deposits are to be made on or before the 25th day of each of the 60 calendar months succeeding receipt of such notice, in an amount equal to 1/60 of the amount necessary (together with other money and investments then on deposit in the Reserve Fund) to satisfy the expected Reserve Fund Requirement on the date such cancellation shall become effective, taking into account scheduled redemptions of Parity Bonds and disregarding any incremental additional amounts that may become necessary due to the issuance of Future Parity Bonds subsequent to the date of such notice of cancellation. Such amounts shall be transferred from Net Revenue available in the Light Fund after making provision for the required payments into the Parity Bond Fund, in accordance with Section 14 of this ordinance. Amounts on deposit in such special account are preliminarily earmarked for the replacement of such Alternate Reserve Security and shall not be available to pay debt service on Parity Bonds or for any other purpose of the City, and shall be transferred to the Reserve Fund on the effective date of any cancellation or expiration of the Alternate Reserve Security to make up the deficiency caused thereby. In the event that the Reserve Fund is completely depleted and all Alternate Reserve Securities have been fully drawn, the amounts in that special account may be withdrawn and treated as Gross Revenues available to be used in accordance with the flow of funds set forth in Section 14 of this ordinance. If and when a substitute Alternate Reserve Security having a sufficient value or policy limit is obtained, amounts held in that special account may be transferred back to the Light Fund and treated as Gross Revenues available to be used in accordance with the flow of funds set forth in Section 14 of this ordinance.

(C) If the amount on deposit in the Reserve Fund is less than the Reserve Fund Requirement (taking into account the five-year period referred to in paragraph (A) of this subsection), the City shall transfer to the Reserve Fund money in an amount sufficient to restore the Reserve Fund to the Reserve Fund Requirement within 12 months after the date of such deficiency. The City shall transfer such amount first from Net Revenue available in accordance with the priority of payment in Section 14 of this ordinance, and only thereafter from money in any construction fund or account established with respect to any issue of Parity Bonds, first taking money from the unrestricted portion thereof, then taking money from the restricted portion thereof. If the amount in the Reserve Fund is greater than the Reserve Fund Requirement, then and only then may the City withdraw such excess from the Reserve Fund and deposit such excess in the Light Fund.

(ii) **Use of Reserve Fund to Refund Parity Bonds.** If any Parity Bonds are to be refunded, the money set aside in the Reserve Fund to secure the payment of such Parity Bonds may be used to retire such Parity Bonds, or may be transferred to any reserve fund or account which may be created to secure the payment of any bonds issued to refund such Parity Bonds, as long as the money left remaining in the Reserve Fund is at least equal, together with all Alternate Reserve Securities, to the Reserve Fund Requirement.

(iii) **Use of Reserve Fund to Pay Debt Service.** If the money in the Parity Bond Fund is insufficient to meet maturing installments of either interest on or principal of and interest on the Parity Bonds (including net amounts payable under any Parity Payment Agreements), such deficiency shall be made up from the Reserve Fund by the withdrawal of money or proceeds of Alternate Reserve Securities, as the case may be. Any deficiency created in the Reserve Fund by reason of any such withdrawal or claim against an Alternate Reserve Security shall then be made up out of Net Revenue or out of any other legally available funds of the City.

(iv) **Withdrawals From Reserve Fund.** Money in the Reserve Fund may be withdrawn by the City for any lawful purpose as long as the aggregate of any money and Alternate Reserve Securities remaining on deposit in the Reserve Fund is at least equal to the Reserve Fund Requirement for the Parity Bonds then

outstanding. The City reserves the right to substitute one or more Alternate Reserve Securities for money previously deposited in the Reserve Fund and to withdraw such excess to the extent described in the preceding sentence. Any withdrawals from subaccounts within the Reserve Fund shall be made on a pro rata basis, except when the terms of an Alternate Reserve Security require all cash and investments in the Reserve Fund to be withdrawn before any draw or claim is made on the Alternate Reserve Security, or unless the City receives an opinion of Bond Counsel to the effect that such pro rata withdrawal is not required to maintain the federal tax benefits (if any) of any then outstanding Parity Bonds issued as Tax-Exempt Bonds or Tax Credit Subsidy Bonds. If multiple Alternate Reserve Securities are on deposit in the Reserve Fund, draws on such Alternate Reserve Securities shall be made on a pro rata basis.

Section 16. **Junior Lien Debt Service Fund.**

(a) **Use of Fund.** The Junior Lien Debt Service Fund has previously been created for the sole purpose of paying the principal (including redemption premium, if any) of and interest on the Junior Lien Bonds as the same shall become due. The Junior Lien Debt Service Fund shall consist of a Principal and Interest Account and such additional subfunds, accounts, or subaccounts as the Director of Finance may find it necessary or convenient to create in order to pay or secure the payment of Junior Lien Bonds, as long as the maintenance of such subfunds, accounts, or subaccounts does not conflict with the rights of the owners of the Junior Lien Bonds or the Parity Bonds.

Each Series of the Bonds designated as Junior Lien Bonds shall be payable (including principal, Sinking Fund Requirements, redemption premium (if any), and interest) out of the Junior Lien Debt Service Fund. Money in the Junior Lien Debt Service Fund shall, to the fullest extent practicable and reasonable, be invested and reinvested at the direction of the Director of Finance solely in, and obligations deposited in such accounts shall consist of, Permitted Investments. Earnings on money and investments in the Junior Lien Debt Service Fund shall be deposited in and used for the purposes of that fund.

(b) **Required Payments Into the Junior Lien Debt Service Fund.** So long as any Junior Lien Bonds

(including any Junior Lien Payment Agreements) are outstanding, the City shall set aside and pay out of Net Revenue certain fixed amounts, without regard to any fixed proportion, namely, into the Principal and Interest Account of the Junior Lien Debt Service Fund, on or prior to the respective dates on which such payments shall become due and payable, an amount sufficient, together with other money on deposit therein, to pay the interest on and the principal of the Junior Lien Bonds, including net payments due on Junior Lien Payment Agreements and all payments under Junior Lien Reimbursement Obligations, as the same shall become due. To meet the required payments to be made into the Junior Lien Debt Service Fund, the Director of Finance may transfer any money from any funds or accounts of the City legally available therefor, except the Parity Bond Fund, the Reserve Fund, other bond redemption funds, refunding escrow funds, or defeasance funds. The Director of Finance may provide for the purchase, redemption or defeasance of any Junior Lien Bonds by the use of money on deposit in any subfund, account, or subaccount in the Junior Lien Debt Service Fund, so long as the money remaining in those subfunds, accounts, or subaccounts is sufficient to satisfy the required deposits with respect to the remaining Junior Lien Bonds.

Section 17. **Bond Covenants.**

(a) **Parity Bond Covenants.** The City covenants with the Owner of each Bond that is designated as a Parity Bond, for so long as such Bond remains outstanding, as follows:

(i) **Sale or Disposition of the Light System.**

(A) The City may dispose of all or substantially all of the Light System only if the City simultaneously causes all of the Parity Bonds to be, or be deemed to be, no longer outstanding.

(B) Except as provided below, the City will not dispose of any part of the Light System in excess of 5% of the value of the net utility plant of the Light System in service unless prior to such disposition: (1) there has been filed with the Director of Finance a certificate of a Professional Utility Consultant stating that such disposition will not impair the ability of the City to comply with the rate covenant set forth in subsection 17(a)(ii) of this ordinance, in which the Professional Utility Consultant may make those

assumptions permitted in delivering a Parity Certificate under subsection 18(a) of this ordinance; or (2) provision is made for the payment, redemption or other retirement of a principal amount of Parity Bonds equal to the greater of the following amounts: (I) an amount which will be in the same proportion to the net principal amount of Parity Bonds then outstanding (defined as the total principal amount of Parity Bonds then outstanding less the amount of cash and investments in the Parity Bond Fund) that Gross Revenues for the twelve preceding months attributable to the part of the Light System being sold or disposed of bears to the total Gross Revenues for such period; or (II) an amount which will be in the same proportion to the net principal amount of Parity Bonds then outstanding that the book value of the part of the Light System being sold or disposed of bears to the book value of the entire Light System immediately prior to such sale or disposition.

(C) Notwithstanding the foregoing, the City may dispose of any portion of the Light System that has become unserviceable, inadequate, obsolete, worn out or unfit to be used, or no longer necessary for, material to, or useful in the operation of the Light System.

(D) If the ownership of all or part of the Light System is transferred from the City through the operation of law, the City shall reconstruct or replace the transferred portion using any proceeds of the transfer unless the City Council determines that such reconstruction or replacement is not in the best interests of the City and the Owners of the Parity Bonds, in which case any proceeds shall be used to purchase, defease, or redeem Parity Bonds prior to maturity.

(ii) **Rates and Charges.** The City will establish from time to time and maintain such rates for electric energy as will maintain the Light System in sound financial condition and provide sufficient revenues to pay all Operating and Maintenance Expense, to pay into the Parity Bond Fund the amounts that are required by this ordinance to be applied to the payment of the principal of and interest on the Parity Bonds until the Parity Bonds shall have been paid in full, and to pay all bonds, warrants, and indebtedness for which any revenues of the Light System shall have been pledged.

(iii) **Operation and Maintenance of the Light System.** The City will operate the properties of

the Light System in an efficient manner and at a reasonable cost; will maintain, preserve and keep, or cause to be maintained, preserved and kept, the properties of the Light System and every part and parcel thereof in good repair, working order and condition; and from time to time will make or cause to be made all necessary and proper repairs, renewals and replacements thereto so that at all times the business carried on in connection therewith will be properly and advantageously conducted.

(iv) **Books and Financial Statements.** The City will keep and maintain proper books of account for the Light System in accordance with generally accepted accounting principles applicable to governmental utilities; will generally adhere to the uniform system of accounts prescribed by the State Auditor's Office and the Federal Energy Regulatory Commission (if any); and will prepare, on or before 120 days after the end of each calendar year, *and, upon the Second Parity Covenant Date, on or before 180 days after the end of each calendar year*, annual financial statements showing reasonable detail, including a balance sheet, an income statement, and a statement of cash flows or other such statement. Copies of such financial statements shall be placed on file in the office of the Director of Finance and shall be open to inspection at any reasonable time by any owner of any Parity Bonds. A copy of such financial statements shall be sent to any owner of Parity Bonds upon request in writing setting forth the name and address to which such financial statements may be sent.

(b) **Junior Lien Bond Covenants.** The City covenants with the Owner of each Bond that is designated as a Junior Lien Bond, for so long as such Bond remains outstanding, as follows:

(i) **Sale or Disposition of the Light System.** The City may dispose of all or substantially all of the Light System only if the City simultaneously causes all of the Junior Lien Bonds to be, or be deemed to be, no longer outstanding. The City will not dispose of any part of the Light System in excess of 5% of the value of the net utility plant of the Light System in service except upon compliance with the covenant set forth in subsection 17(a)(i)(B) of this ordinance. Notwithstanding the foregoing, the City may dispose of any portion of the Light System that has become unserviceable, inadequate, obsolete, worn out or unfit to be used, or no

longer necessary, material to, or useful in the operation of the Light System.

(ii) **Rates and Charges.** The City will establish from time to time and maintain such rates for electric energy as will maintain the Light System in sound financial condition and provide sufficient revenues to pay all Operating and Maintenance Expense; to pay into the Parity Bond Fund the amounts that are required by this ordinance to be applied to the payment of the principal of and interest on the Parity Bonds until the Parity Bonds shall have been paid in full; to pay into the Junior Lien Debt Service Fund the amounts that are required by this ordinance to be paid into such fund, in accordance with the priority of payment set forth in Section 14 of this ordinance, until the Junior Lien Bonds (including Junior Lien Payment Agreements and Junior Lien Reimbursement Obligations) shall have been paid in full; and to pay all other bonds, warrants, and indebtedness for which any revenues of the Light System shall have been pledged.

(iii) **Operation and Maintenance of the Light System.** The City will operate the properties of the Light System in an efficient manner and at a reasonable cost; will maintain, preserve and keep, or cause to be maintained, preserved and kept, the properties of the Light System and every part and parcel thereof in good repair, working order and condition; and from time to time will make or cause to be made all necessary and proper repairs, renewals, and replacements thereto so that at all times the business carried on in connection therewith will be properly and advantageously conducted.

(iv) **Books and Financial Statements.** The City will keep and maintain proper books of account for the Light System in accordance with generally accepted accounting principles applicable to governmental utilities; will generally adhere to the uniform system of accounts prescribed by the State Auditor's Office and the Federal Energy Regulatory Commission (if any); and will prepare, on or before 180 days after the end of each calendar year, annual financial statements showing reasonable detail, including a balance sheet, an income statement, and a statement of cash flows or other such statement. Copies of such financial statements shall be placed on file in the office of the Director of Finance and shall be open to inspection at any reasonable time by any owner of any Junior Lien Bonds. A copy of such financial statements

shall be sent to any owner of Junior Lien Bonds upon request in writing setting forth the name and address to which such financial statements may be sent.

Section 18. **Additional Bonds**

(a) **Future Parity Bonds.** The City reserves the right to issue Future Parity Bonds (which term includes Parity Payment Agreements) for any lawful purpose of the City's Light System if the Parity Conditions are met and complied with as of the date of issuance of such Future Parity Bonds, or as of the effective date of the Parity Payment Agreement, as appropriate.

If the Parity Conditions are met and complied with, then payments into the Parity Bond Fund with respect to such Future Parity Bonds shall rank equally with the payments out of Net Revenue required to be made into the Parity Bond Fund by this ordinance. Nothing set forth herein shall prevent the City from (i) issuing revenue bonds or other obligations that are a charge upon Net Revenue junior and inferior to the payments required to be made therefrom into the Parity Bond Fund for the payment of the Parity Bonds, provided that such subordinate bonds may not be subject to acceleration under any circumstances; or (ii) issuing Refunding Parity Bonds to refund maturing Parity Bonds of the City for the payment of which money is not otherwise available.

(i) **Parity Conditions.** The Parity Conditions are as follows:

(A) No deficiency may then exist in the Parity Bond Fund or in any of the accounts therein; and

(B) Provision must be made to satisfy the Reserve Fund Requirement for all Parity Bonds then outstanding plus any additional amount required in connection with the issuance and sale of the proposed Future Parity Bonds (if any) in accordance with subsection 15(c) of this ordinance; and

(C) There must be on file with the City a Parity Certificate as described in subsection (a) (ii). If the proposed Future Parity Bonds (or any portion thereof) are to be issued for the purpose of refunding outstanding Parity Bonds and the Annual Debt Service on the refunding portion of the proposed Future Parity

Bonds is not more than \$5,000 greater than the Annual Debt Service on the Parity Bonds to be refunded thereby, then no Parity Certificate shall be required as to that portion issued for refunding purposes. If the requirements of the preceding sentence are not satisfied, Refunding Parity Bonds may alternatively be issued upon delivery of a Parity Certificate.

(ii) **Parity Certificate.** A Parity Certificate required by subsection (a)(i) may be provided by either the Director of Finance or by a Professional Utility Consultant, as follows:

(A) A Parity Certificate may be prepared by the Director of Finance, demonstrating that the amount of Adjusted Net Revenue in any 12 consecutive months out of the most recent 24 months preceding the delivery of the proposed series of Future Parity Bonds (the “Base Period”) was not less than 125 percent of Maximum Annual Debt Service in any future calendar year on all Parity Bonds then outstanding and the proposed series of Future Parity Bonds. For the purposes of a Parity Certificate delivered under this subsection (A), the Director of Finance shall reflect in that certificate any adjustment in the rates, fees, and charges for the services of the Light System that will become effective at any time prior to or within six months after the delivery of the proposed Future Parity Bonds, by including in the amount of Adjusted Net Revenue the amount that the Director estimates would have been collected in the Base Period if such new rates, fees, and charges had been in effect for the entire Base Period.

(B) A Parity Certificate may be prepared by a Professional Utility Consultant, demonstrating that the amount of Adjusted Net Revenue (which may be further adjusted as provided in paragraphs (a)(ii)(B)(1) through (5)) in any 12 consecutive months out of the most recent 24 months preceding the delivery of the proposed Series of Future Parity Bonds (the “Base Period”) is not less than 125% of the amount of Maximum Annual Debt Service on all Parity Bonds and the proposed series of Future Parity Bonds in any future calendar year on all Parity Bonds then outstanding and the proposed series of Parity Bonds. For the purposes of a certificate delivered under this subsection (a)(ii), Adjusted Net Revenue may be further adjusted by the Professional Utility Consultant using any or all of the following methods reflecting the

conditions and requirements as may be appropriate to the circumstances:

(1) If the purpose for which the proposed Future Parity Bonds are being issued is to acquire operating electric utility properties having an earnings record, the Professional Utility Consultant shall estimate the effect on Adjusted Net Revenue for the Base Period of the acquisition of such electric utility properties and the integration thereof into the Light System, and shall further adjust Adjusted Net Revenue for the Base Period to give effect to such estimate. Any such estimate shall be based upon the operating experience and records of the City and upon any available financial statements and records relating to the earnings of such electric utility properties to be acquired.

(2) If any changes to rates, fees, or charges imposed by the City on sales of power, energy, or other services furnished by the Light System, which were not in effect during the entire Base Period, have been adopted by the City Council and are in effect on the date of sale of the proposed Future Parity Bonds (or effective date of the proposed Parity Payment Agreement) or are to go into effect not later than 12 months after such date, the Professional Utility Consultant may, if such changes resulted in increases in such rates, fees, or charges, and shall, if such changes resulted in reductions in such rates, fees, or charges, further adjust Adjusted Net Revenue for the Base Period to reflect any change in such Adjusted Net Revenue that would have occurred if the changed rates, fees, or charges had been in effect during the entire Base Period.

(3) If the purpose for which the proposed Future Parity Bonds are being issued is to acquire or construct generation or transmission facilities required to furnish or make available to the Light System additional power and energy, or transmission facilities required to enable the City to sell additional power and energy, the Professional Utility Consultant may further adjust Adjusted Net Revenue for the Base Period by (I) deducting the amount of the estimated increase in Operating and Maintenance Expense resulting from the acquisition or construction of such facilities in their first year of full operation, (II) adding any additional revenues to be derived from the sale or transmission of such additional power and energy pursuant to executed power sales contracts, and (III) adding an amount equal to the estimated cost of the power and energy

that would have been replaced or displaced by such facilities had such additional power and energy in excess of the power and energy to be sold pursuant to paragraph (a)(ii)(B)(2), been used in the Light System during the Base Period.

(4) If any customers were added to the Light System during the Base Period or thereafter (and prior to the date of the Professional Utility Consultant's certificate), Adjusted Net Revenue may be further adjusted as if such added customers were customers of the Light System during the entire Base Period.

(5) If extensions of or additions to the Light System (not described in paragraph (a)(ii)(B)(3)) are in the process of construction on the date of the Professional Utility Consultant's certificate, or if the proceeds of the proposed Future Parity Bonds are to be used to acquire or construct extensions of or additions to the Light System (not described in paragraph (a)(ii)(B)(3)), Adjusted Net Revenue for the Base Period may be further adjusted by adding any additional revenues not included in the preceding paragraphs that will be derived from such additions and extensions, and deducting the estimated increase in Operating and Maintenance Expense resulting from such additions and extensions.

In rendering any Parity Certificate under this subsection (a)(ii)(B), the Professional Utility Consultant may rely upon the following documents, which shall be attached to the Parity Certificate: financial statements of the Light System, certified by the Director of Finance, showing income and expenses for the period upon which the same are based and a balance sheet as of the end of such period; financial statements certified by the Office of the State Auditor of the State (or any successor thereto); or financial statements certified by a certified public accountant for as much of such period as any examination by such accountant has been made and completed. If two or more of such statements are inconsistent with each other, the Professional Utility Consultant shall rely on the statements certified by the Director of Finance.

(b) Future Junior Lien Bonds. The City reserves the right to issue Future Junior Lien Bonds (which term includes Junior Lien Payment Agreements and Junior Lien Reimbursement Obligations) for any lawful

purpose of the City's Light System if the Junior Lien Additional Bonds Test is met and complied with as of the date of issuance of such Future Junior Lien Bonds, or as of the effective date of the Junior Lien Payment Agreement or Junior Lien Reimbursement Obligation, as appropriate.

If the Junior Lien Additional Bonds Test is met and complied with, then payments into the Junior Lien Debt Service Fund with respect to such Future Junior Lien Bonds shall rank equally with the payments out of Net Revenue required to be made into the Junior Lien Debt Service Fund by this ordinance. Nothing set forth of this ordinance shall prevent the City from (i) issuing revenue bonds or other obligations that are a charge upon Net Revenue junior and inferior to the payments required to be made therefrom into the Junior Lien Debt Service Fund for the payment of the Junior Lien Bonds, provided that such subordinate bonds may not be subject to acceleration under any circumstances; or (ii) issuing Refunding Junior Lien Bonds for the purpose of refunding outstanding Junior Lien Bonds to fund or refund maturing Junior Lien Bonds of the City for the payment of which money is not otherwise available.

(i) Junior Lien Additional Bonds Test. The Junior Lien Additional Bonds Test is as follows:

(A) No deficiency may then exist in the Junior Lien Debt Service Fund or in any of the accounts therein; and

(B) No default may have occurred that is then continuing with respect to any then outstanding Parity Bonds or Junior Lien Bonds; and

(C) There must be on file with the City a Junior Lien Coverage Certificate as described in subsection (b)(ii). If the proposed Future Junior Lien Bonds (or any portion thereof) are to be issued for the purpose of refunding outstanding Junior Lien Bonds and the Annual Debt Service on the refunding portion of the proposed Future Junior Lien Bonds is not more than \$5,000 greater than the Annual Debt Service on the Junior Lien Bonds to be refunded thereby, then no Junior Lien Coverage Certificate shall be required as to that portion issued for refunding purposes. If the requirements of the preceding sentence are not satisfied, Refunding Junior Lien Bonds may alternatively be issued upon delivery of a Junior Lien Coverage Certificate.

(ii) **Junior Lien Coverage Certificate.** A Junior Lien Coverage Certificate required by subsection (b)(i) may be provided by either the Director of Finance or by a Professional Utility Consultant, as follows:

(A) A Junior Lien Coverage Certificate may be prepared by the Director of Finance, demonstrating that the amount of Adjusted Net Revenue in any 12 consecutive months out of the most recent 24 months preceding the delivery of the proposed Series of Future Junior Lien Bonds (the “Base Period”) was not less than 115 percent of Maximum Annual Debt Service in any future calendar year on all Parity Bonds, Intermediate Lien Reimbursement Obligations (if any), and Junior Lien Bonds then outstanding plus the proposed Series of Future Junior Lien Bonds. For the purposes of a Junior Lien Coverage Certificate delivered under this subsection (A), the Director of Finance shall reflect in their certificate any adjustment in the rates, fees, and charges for the services of the Light System that will become effective at any time prior to or within six months after the delivery of the proposed Future Junior Lien Bonds, by including in the amount of Adjusted Net Revenue the amount that he or she estimates would have been collected in the Base Period if such new rates, fees, and charges had been in effect for the entire Base Period.

(B) A Junior Lien Coverage Certificate may be prepared by a Professional Utility Consultant, demonstrating that the amount of Adjusted Net Revenue (which may be further adjusted as provided in subsection (a)(ii)(B)(1) through (5)) in any 12 consecutive months out of the most recent 24 months preceding the delivery of the proposed Series of Future Junior Lien Bonds (the “Base Period”) not less than 115 percent of Maximum Annual Debt Service in any future calendar year on all Parity Bonds and Junior Lien Bonds then outstanding plus the proposed Series of Future Junior Lien Bonds.

Section 19. **Rate Stabilization Account.** The City may at any time deposit in the Rate Stabilization Account Net Revenue and any other money received by the Light System and available to be used therefor. Thereafter, the City may withdraw any or all of the money from the Rate Stabilization Account for inclusion in Adjusted Net Revenue for any applicable year of the City. Such deposits or withdrawals may be made up to and

including the date 90 days after the end of the applicable year for which the deposit or withdrawal will be included as Adjusted Net Revenue.

Section 20. **Refunding or Defeasance of Bonds.**

(a) **Bonds Designated as Refundable and Defeasible Bonds.** Each Series of the Bonds is designated as a Series of “Refundable Bonds” or “Defeasible Bonds” for purposes of the Omnibus Refunding Ordinance and the Omnibus Defeasance Ordinance.

(b) **Refunding; Defeasance.** The City may issue refunding bonds pursuant to the laws of the State or use money available from any other lawful source (i) to pay when due the principal (including redemption premium, if any) of and interest on any Bond, or any portion thereof, included in a refunding or defeasance plan (the “Defeased Bonds”); (ii) to redeem and retire, release, refund, or defease the Defeased Bonds; and (iii) to pay the costs of such refunding or defeasance. If money and/or Government Obligations maturing at a time or times and in an amount sufficient (together with known earned income from the investment thereof) to redeem and retire, release, refund, or defease the Defeased Bonds in accordance with their terms is set aside in a special trust fund or escrow account irrevocably pledged to such redemption, retirement or defeasance (the “Trust Account”), then all right and interest of the Owners of the Defeased Bonds in the covenants of this ordinance and in Net Revenue and the funds and accounts pledged to the payment of such Defeased Bonds, other than the right to receive the funds so set aside and pledged, thereafter shall cease and become void. Such Owners thereafter shall have the right to receive payment of the principal or redemption price of and interest on the Defeased Bonds from the Trust Account. After establishing and fully funding such a Trust Account, the Defeased Bonds shall be deemed no longer outstanding and the Director of Finance may then apply any money in any other fund or account established for the payment or redemption of the Defeased Bonds to any lawful purpose.

(c) **Notice of Defeasance or Refunding.** Unless otherwise specified in the applicable Bond Documents, notice of refunding or defeasance shall be given, and selection of Bonds for any partial refunding

or defeasance shall be conducted, in the manner set forth in this ordinance for the redemption of Bonds.

(d) **Annual Debt Service Calculation Adjustments for Defeased Bonds.** If the refunding or defeasance plan provides (i) that the Defeased Bonds (or the refunding bonds issued to redeem those Defeased Bonds) are to be secured by money and/or Government Obligations pending the redemption of the Defeased Bonds, and (ii) that certain money and/or Government Obligations are pledged irrevocably for the redemption of the Defeased Bonds, then only the debt service on such Bonds as are not Defeased Bonds (and any refunding bonds, the payment of which is not so secured by the refunding plan) shall be included in the calculation of Annual Debt Service.

Section 21. **Federal Tax Matters.** The Bond Documents may include such additional terms and covenants relating to federal tax matters as the Director of Finance deems necessary or appropriate, including the following:

(a) **Tax-Exempt Bonds.** For each Series of the Bonds issued as Tax-Exempt Bonds, the City covenants that it will take all actions, consistent with the terms of such Series as set forth in this ordinance and the applicable Bond Documents, that are reasonably within its power and necessary to prevent interest on that Series from being included in gross income for federal income tax purposes. The City further covenants that it will neither take any action nor make or permit any use of gross proceeds of that Series (or other funds of the City treated as gross proceeds of that Series) at any time during the term of such Series that will cause interest on such Series to be included in gross income for federal income tax purposes. The City also covenants that, to the extent the arbitrage rebate requirement of Section 148 of the Code is applicable to any Series issued as Tax-Exempt Bonds, it will take all actions necessary to comply (or to be treated as having complied) with that requirement in connection with that Series (including the calculation and payment of any penalties that the City may elect to pay as an alternative to calculating rebatable arbitrage and the payment of any other penalties if required under Section 148 of the Code) to prevent interest on such Series from being included in gross income for federal income tax purposes.

(b) **Taxable Bonds; Tax Credit Subsidy Bonds.** For each Series of the Bonds issued as Taxable Bonds or as Tax Credit Subsidy Bonds, the Director of Finance is authorized to make provision in the Bonds and other Bond Documents, to execute additional written agreements, and to make additional covenants on behalf of the City, all as the Director may deem necessary or appropriate in order to obtain, maintain, and administer such tax status. In the case of Tax Credit Subsidy Bonds, such additional covenants and agreement may include (without limiting the generality of the foregoing) those necessary in order for the City (i) to receive from the United States Treasury the applicable Tax Credit Subsidy Payments in respect of such Tax Credit Subsidy Bonds, and (ii) to ensure that such Series otherwise becomes and remains eligible for tax benefits under the Code.

Section 22. **Official Statement; Continuing Disclosure**

(a) **Preliminary Official Statement.** The Director of Finance and other appropriate City officials are directed to cause the preparation of and review the form of a preliminary official statement in connection with each sale of one or more Series to the public. For the sole purpose of the Purchaser's compliance with paragraph (b)(1) of Rule 15c2-12, the Director of Finance is authorized to deem that preliminary official statement final as of its date, except for the omission of information permitted to be omitted by Rule 15c2-12. The City approves the distribution to potential purchasers of the Bonds of a preliminary official statement that has been deemed final in accordance with this subsection.

(b) **Final Official Statement.** The City approves the preparation of a final official statement for each sale of one or more Series to be sold to the public in the form of the preliminary official statement, with such additions, modifications and amendments as the Director of Finance deems necessary or desirable, and further authorizes the Director of Finance to execute and deliver such final official statement to the Purchaser. The City authorizes and approves the distribution by the Purchaser of that final official statement to purchasers and potential purchasers of the Bonds.

(c) **Undertaking to Provide Continuing Disclosure.** To meet the requirements of paragraph (b)(5) of

Rule 15c2-12, as applicable to a participating underwriter for a Series of the Bonds, the Director of Finance is authorized to execute a written Continuing Disclosure Agreement with respect to that Series, in substantially the form attached of this ordinance as Exhibit B.

Section 23. **Supplemental or Amendatory Bond Documents**. This ordinance and the other applicable Bond Documents for any Series of the Bonds may not be supplemented or amended in any respect subsequent to the Issue Date of such Series, except in accordance with and subject to the provisions of this section.

(a) **Amendments Without Bond Owners' Consent**. From time to time and at any time, without the consent of or notice to the owners of any Parity Bonds or Junior Lien Bonds, the City may supplement or amend the Bond Documents applicable to any Series of the Bonds for any of the purposes set forth in this subsection (a). Any such supplement or amendment may be passed, adopted, or otherwise approved in writing by the City, without requiring the consent of the registered owners of any Parity Bonds or Junior Lien Bonds, but may become effective only upon receipt by the City of an opinion of Bond Counsel to the effect that such supplement or amendment is permitted by the terms of this ordinance. The City shall deliver a copy of any such supplement or amendment to each Rating Agency prior to its passage, adoption, or approval (as applicable) by the City. The types of supplements and amendments permitted under this subsection (a) are as follows:

(i) To add to any Parity Bond Documents (or to any Junior Lien Bond Documents, as applicable) additional covenants and agreements that do not adversely affect the interests of the owners of any Parity Bonds (or, as to Junior Lien Bond Documents, the interests of the owners of any Junior Lien Bonds) then outstanding, or to surrender any right or power reserved to or conferred upon the City in any Bond Documents.

(ii) To cure any ambiguities or to cure, correct, or supplement any defective provision in any Bond Documents, in regard to matters or questions arising under such Bond Documents, as the City may deem necessary or desirable and not inconsistent with this ordinance, and which do not materially adversely affect the interests of the owners of any Parity Bonds or Junior Lien Bonds then outstanding.

(iii) To make such changes as may be necessary to permit the Bonds to be held in registered

certificate form or in Book-Entry Form, as the case may be, and to make similar amendments or modifications of a technical nature.

(b) Amendments Permitted Upon Bond Owners' Consent.

(i) **Parity Bond Documents.** With the consent of the registered owners representing not less than 60% in aggregate principal amount of the Parity Bonds then outstanding, the City may pass, adopt, or otherwise provide its written approval of any supplement or amendment to add to, change, or eliminate any provision of the Bond Documents applicable to a Series of the Bonds designated as Parity Bonds in any manner other than a supplement or amendment effecting a change described in subsection (c)(i).

(ii) **Junior Lien Bond Documents.** With the consent of the registered owners representing not less than 60% in aggregate principal amount of the Junior Lien Bonds then outstanding, the City may pass, adopt, or otherwise approve in writing any supplement or amendment to add to, change, or eliminate any provision of the Bond Documents applicable to a Series of the Bonds designated as Junior Lien Bonds in any manner other than a supplement or amendment effecting a change described in subsection (c)(ii).

(c) Amendments Prohibited Except Upon Unanimous Consent.

(i) **Amendments to Parity Bond Documents.** Nothing contained in this section shall permit or be construed as permitting an amendment or supplement that would:

(A) Except upon consent from the registered owners of or on behalf of all Parity Bonds so affected, extend the fixed maturity of any Parity Bond, reduce the rate of interest on any Parity Bond (other than a change in interest rate permitted under the applicable Parity Bond Documents then in effect), extend the times of payment of interest from their respective due dates, reduce the principal amount of any Parity Bond, or reduce any redemption premium; or

(B) Except upon consent from the registered owners of or on behalf of all of the Parity Bonds then outstanding, reduce the percentage of ownership required under subsection (b)(i) to approve any supplement or amendment.

(ii) **Amendments to Junior Lien Bond Documents.** Nothing contained in this section shall permit or be construed as permitting an amendment or supplement that would:

(A) Except upon consent from the registered owners of or on behalf of all Junior Lien Bonds so affected, extend the fixed maturity of any Junior Lien Bond, reduce the rate of interest on any Junior Lien Bond (other than a change in interest rate permitted under the applicable Junior Lien Bond Documents then in effect), extend the times of payment of interest from their respective due dates, reduce the principal amount of any Junior Lien Bond, or reduce any redemption premium; or

(B) Except upon consent from the registered owners of or on behalf of all of the Junior Lien Bonds then outstanding, reduce the percentage of ownership required under subsection (b)(ii) to approve any supplement or amendment.

(d) **Notice and Consents.** If at any time the City passes, adopts, or otherwise approves in writing a supplement or amendment for any of the purposes requiring consent under subsection (b) or (c), it shall provide a notice to each registered owner and to each Rating Agency briefly summarizing the nature of the proposed supplement or amendment and stating that a copy of such supplement or amendment is on file at the office of the City Clerk. It shall not be necessary to obtain consent to or approval of the particular form of any proposed supplement or amendment, but it shall be sufficient if the consent shall approve the substance thereof. For purposes of determining whether consents representing the requisite percentage of principal amount of Parity Bonds or Junior Lien Bonds have been obtained, the Accreted Value of Capital Appreciation Bonds shall be deemed to be the principal amount.

(e) **Effect of Amendment or Supplement.** Upon the effective date of any amendment or supplement to any Bond Documents, such Bond Documents shall be deemed to be amended and modified in accordance with such amendment or supplement. Thereafter, the respective rights, duties, and obligations of the City under the applicable Bond Documents shall be determined, exercised, and enforced subject in all respects to such supplement or amendments, and all the terms and conditions of any such supplement or amendment shall be

deemed to be a part of the terms and conditions of those Bond Documents for any and all purposes. The effective dates of such amendments and supplements shall be as follows:

(i) An amendment and supplement permitted under subsection (a) shall become effective immediately upon (A) the passage, adoption, or other approval of such amendment or supplement (or upon the effective date of such document as stated therein, if any), and (B) the delivery of the required opinion of Bond Counsel stating that such amendment or supplement is permitted under this ordinance.

(ii) A supplement or amendment permitted under subsection (b) or (c) shall become effective on the date on which the City has received the written consents of the requisite percentage of registered owners. If the requisite percentage of registered owners of Parity Bonds or Junior Lien Bonds, as applicable, have given their consent to any such amendment or supplement, no owner of any Bond shall have any right (i) to object to the passage, adoption, or approval of such supplement or amendment, (ii) to object to any of the terms and provisions contained therein or the operation thereof, (iii) in any manner to question the propriety of the passage, adoption, or approval thereof, (iv) to enjoin or restrain the City, or any authorized official thereof, from passing, adopting, or otherwise approving the same, or (v) to enjoin or restrain the City, any authorized official thereof, or the Bond Registrar from taking any action pursuant to the provisions thereof.

(f) **Notation on Bonds.** Any Bonds executed and delivered after the effective date of any amendment or supplement that is passed, adopted, or otherwise approved in writing pursuant to this section may include a notation as to any matter provided for in such amendment or supplement. The City may, in its discretion, prepare and deliver replacement bonds, modified to reflect any such amendment or supplement, to the registered owner(s) thereof upon surrender of the original bonds for cancellation.

Section 24. **Defaults and Remedies**

(a) **Parity Bond Events of Default.** Each of the following shall constitute an Event of Default with respect to the Bonds designated as Parity Bonds, except as set forth in subsection (c):

(i) If a default is made in the payment of the principal (including Sinking Fund Requirements

and any redemption premium thereon, if any) of or interest on any Parity Bond when the same shall become due and payable; or

(ii) If the City defaults in the observance and performance of any other of the Parity Bond covenants, conditions, or agreements on the part of the City set forth in this ordinance or the applicable Parity Bond Documents (except as otherwise provided herein or in such Parity Bond Documents) and such default or defaults shall have continued for a period of six months (the “cure period”) after the City shall have received from the registered owners of not less than 25% in principal amount of the Parity Bonds then outstanding (or from a Bond Owners’ Trustee duly appointed as set forth in subsection (e)) a written notice specifying and demanding the cure of such default. However, if such default is one that cannot be completely remedied within the cure period, it shall not be an Event of Default with respect to the Parity Bonds, so long as the City has taken active steps within the cure period to remedy the default and is diligently pursuing such remedy.

(b) **Junior Lien Bond Events of Default.** Each of the following shall constitute an Event of Default with respect to the Bonds designated as Junior Lien Bonds, except as set forth in subsection (c) of this section:

(i) If a default is made in the payment of the principal (including Sinking Fund Requirements and any redemption premium thereon, if any) of or interest on any Junior Lien Bond when the same shall become due and payable; or

(ii) If the City defaults in the observance and performance of any other of the Junior Lien Bond covenants, conditions, or agreements on the part of the City set forth in this ordinance or the applicable Junior Lien Bond Documents (except as otherwise provided of this ordinance or in such Junior Lien Bond Documents) and such default or defaults shall have continued for a period of six months (the “cure period”) after the City shall have received from the registered owners of not less than 25% in principal amount of the Junior Lien Bonds then outstanding (or from a Bond Owners’ Trustee duly appointed as set forth in subsection (e), below) a written notice specifying and demanding the cure of such default. However, if such default is one which cannot be completely remedied within the cure period, it shall not be an Event of Default with respect to the Bonds as

long as the City has taken active steps within the cure period to remedy the default and is diligently pursuing such remedy.

(c) **Exceptions.** Notwithstanding anything in this section to the contrary, the failure of the City or any obligated person to comply with a Continuing Disclosure Agreement shall not constitute an Event of Default, and the sole remedy of any holder of any Parity Bond or Junior Lien Bond, as applicable, shall be to seek an order of specific performance from an appropriate court to compel the City to comply with the Continuing Disclosure Agreement. For purposes of determining whether an Event of Default has occurred and is continuing with respect to the rate covenant set forth in subsection 17(a)(ii) or 17(b)(ii) of this ordinance, if such covenant is met for any fiscal year, it shall be deemed to have been met for all prior fiscal years.

(d) **Remedies; No Acceleration.** In the case of a Parity Bond Event of Default, an owner of a Parity Bond shall have the remedies set forth in Section 10 of this ordinance and in the applicable Parity Bond Documents. *Upon the Second Parity Covenant Date, the rights and remedies of the owners from time to time of Parity Bonds shall be limited by subsection (e), below.* In the case of a Junior Lien Bond Event of Default, the owner of a Junior Lien Bond shall have the remedies set forth in Section 10 of this ordinance and in the applicable Junior Lien Bond Documents, as limited by subsection (e), below. Nothing contained in this ordinance shall, in any event or under any circumstance, be deemed to authorize the acceleration of the maturity of principal on the Bonds, and the remedy of acceleration is expressly denied to the registered owners of the Bonds under any circumstances including, without limitation, upon the occurrence and continuance of an Event of Default.

(e) **Bond Owners' Trustee.** *The provisions of this subsection (e) shall become effective with respect to Parity Bonds only upon the Second Parity Covenant Date.* The provisions of this subsection shall become effective immediately with respect to Bonds issued as Junior Lien Bonds. A Bond Owners' Trustee appointed in the manner provided in this section, and each successor thereto, is declared to be a trustee for all of the owners of the Parity Bonds (in the case of a Parity Bond Event of Default) or the owners of the Junior Lien Bonds (in

the case of a Junior Lien Bond Event of Default), as applicable, and is empowered to exercise all the rights and powers herein conferred on the Bond Owners' Trustee.

(i) **Appointment of Bond Owners' Trustee; Removal.** Upon the occurrence and continuance of an Event of Default described in subsection (a), the registered owners of 25 percent in principal amount of the then outstanding Parity Bonds (or upon the occurrence and continuance of an Event of Default described in subsection (b), the registered owners of 25 percent in principal amount of the then outstanding Junior Lien Bonds, if such default is one described in subsection (b) of this section) may appoint a Bond Owners' Trustee by an instrument or concurrent instruments in writing signed by such registered owners (or by their duly authorized attorneys-in-fact) and delivered to such Bond Owners' Trustee, with notification of such appointment given to the City. That appointment shall become effective immediately upon acceptance thereof by the Bond Owners' Trustee. The entity acting as Bond Owners' Trustee may be removed at any time, and a successor Bond Owners' Trustee may be appointed, by the registered owners of more than 50% in principal amount of the Parity Bonds (in the case of a Parity Bond Event of Default) or 50% in principal amount of the Junior Lien Bonds (in the case of a Junior Lien Bond Event of Default), as applicable, by an instrument or concurrent instruments in writing signed and acknowledged by such registered owners or by their duly authorized attorneys-in-fact.

(ii) **Cure of Event of Default.** If the Bond Owners' Trustee furnishes to the City a certificate stating that, in its sole judgment, an Event of Default that has occurred has been cured, such Event of Default shall be conclusively deemed to be cured, and the City, the Bond Owners' Trustee, and the registered owners of the Parity Bonds or Junior Lien Bonds, as applicable, shall be restored to the same rights and position which they would have held if no Event of Default had occurred.

(iii) **Suits at Law or in Equity.** Upon the occurrence of an Event of Default and during the continuance thereof, the Bond Owners' Trustee in its discretion may (and, upon the written request of the registered owners of not less than 25% in principal amount of the Parity Bonds (or Junior Lien Bonds, as

applicable) then outstanding, shall) take such steps and institute such suits, actions, or other proceedings, all as it may deem appropriate for the protection and enforcement of the rights of the registered owners of the Parity Bonds (or Junior Lien Bonds, as applicable), to collect any amounts due and owing to or from the City, or to obtain other appropriate relief, and may enforce the specific performance of any covenant, agreement or condition contained in this ordinance or set forth in any of the applicable Bond Documents.

Any action, suit or other proceedings instituted by the Bond Owners' Trustee hereunder shall be brought in its name as the Bond Owners' Trustee and all such rights of action upon or under any of the Parity Bonds or the provisions of this ordinance may be enforced by the Bond Owners' Trustee without the possession of any of those Parity Bonds and without the production of the same at any trial or proceedings relative thereto except where otherwise required by law.

(iv) Effect of Appointment of Bond Owners' Trustee. Any suit, action, or proceeding instituted by the Bond Owners' Trustee shall be brought for the ratable benefit of all of the owners of the Parity Bonds (or Junior Lien Bonds, as applicable), subject to the provisions of this ordinance. The respective owners, by taking and holding the same, shall be conclusively deemed irrevocably to appoint the Bond Owners' Trustee the true and lawful trustee of the respective owners, with authority to institute any such action, suit or proceeding; to receive as trustee and deposit in trust any sums becoming distributable on account of those Parity Bonds; to execute any paper or documents for the receipt of money; and to do all acts with respect thereto that the owner himself or herself might have done in person. Nothing herein shall be deemed to authorize or empower the Bond Owners' Trustee to consent to accept or adopt, on behalf of any owner of the Parity Bonds, any plan of reorganization or adjustment affecting the Parity Bonds (or Junior Lien Bonds, as applicable) or any right of any registered owner thereof, or to authorize or empower the Bond Owners' Trustee to vote the claims of the registered owners thereof in any receivership, insolvency, liquidation, bankruptcy, reorganization or other proceeding to which the City is a party.

(v) Bond Owners' Direction of Proceedings. By an instrument or concurrent instruments in

writing executed and delivered to the Bond Owners' Trustee, the owners of more than 50% in aggregate principal amount of the Parity Bonds (or Junior Lien Bonds, as applicable) then outstanding shall be entitled to control and direct the enforcement of all rights and remedies granted to the owners (or the Bond Owners' Trustee for the benefit of the owners) under the applicable Parity Bond Documents. Notwithstanding the foregoing, the Bond Owners' Trustee shall have the right to decline to follow any such direction which in the opinion of the Bond Owners' Trustee, in reasonable reliance on advice of counsel, would be unjustly prejudicial to owners not parties to such direction.

(vi) Limitation on Remedies; Limitations on Individual Actions. It is understood and intended that no owner of a Parity Bond, in the case of a Parity Bond Event of Default (or owner of a Junior Lien Bond, in the case of a Junior Lien Bond Event of Default) shall have any right in any manner whatever by its action to affect, disturb, or prejudice the security pledged in this ordinance or the rights of any other owners, or to enforce any right under the applicable Bond Documents or applicable law except in the manner provided in this section, and that all proceedings at law or in equity to enforce any such right shall be instituted, had, and maintained in the manner herein provided and for the equal and ratable benefit and protection of all owners of the Parity Bonds (or Junior Lien Bonds, as applicable), subject to the provisions of this ordinance.

(vii) Limitations on Individual Actions. No owner of a Parity Bond (or Junior Lien Bond, as applicable) shall have any right to institute any action, suit or proceeding at law or in equity for the enforcement of same unless (A) such owner previously shall have given to the Bond Owners' Trustee written notice of the occurrence of an Event of Default; (B) the owners of more than 50% in aggregate principal amount of the then outstanding Parity Bonds (in the case of a Parity Bond Event of Default) or 50% in aggregate principal amount of the then outstanding Junior Lien Bonds (in the case of a Junior Lien Bond Event of Default) shall have made a written request to the Bond Owners' Trustee to exercise the powers granted above or to institute such suit, action, or proceeding in its own name; (C) such owners shall have tendered to the Bond Owners' Trustee reasonable indemnity against the costs, expenses and liabilities to be incurred in compliance with such request;

and (D) the Bond Owners' Trustee shall have refused or omitted to comply with such request for a period of 60 days after such written request shall have been received by, and said tender of indemnity shall have been made to, the Bond Owners' Trustee. The conditions set forth in (A) through (D) in the preceding sentence are hereby declared to be conditions precedent to the exercise by any owner of a Parity Bond (in the case of a Parity Bond Event of Default) or owner of a Junior Lien Bond (in the case of a Junior Lien Bond Event of Default) of any remedy under the applicable Bond Documents or under applicable law.

(viii) **Duties and Obligations of Bond Owners' Trustee.** The Bond Owners' Trustee shall not be liable except for the performance of such duties as are specifically set forth in this ordinance. During any period in which an Event of Default has occurred and is continuing as to the Parity Bonds (or the Junior Lien Bonds, as applicable) the Bond Owners' Trustee shall exercise such of the rights and powers vested in it by this ordinance, and shall use the same degree of care and skill in its exercise, as a prudent person would exercise or use under the circumstances in the conduct of that person's own affairs. The Bond Owners' Trustee shall have no liability for any act or omission to act hereunder except for the Bond Owners' Trustee's own negligent action, its own negligent failure to act or its own willful misconduct. The duties and obligations of the Bond Owners' Trustee shall be determined solely by the express provisions of this ordinance, and no implied powers, duties or obligations of the Bond Owners' Trustee shall be read into this ordinance. The Bond Owners' Trustee shall not be required to expend or risk its own funds or otherwise incur individual liability in the performance of any of its duties or in the exercise of any of its rights or powers as the Bond Owners' Trustee, except as may result from its own negligent action, its own negligent failure to act or its own willful misconduct. The fees and expenses of the Bond Owners' Trustee shall be borne by the owners of the Parity Bonds (or Junior Lien Bonds, as applicable) and not by the City. A Bond Owners' Trustee may require such security and indemnity as may be reasonable against the costs, expenses and liabilities that may be incurred in the performance of its duties. The Bond Owners' Trustee shall not be bound to recognize any person as a registered owner of any Parity Bond (or Junior Lien Bond, as applicable) until their title thereto, if disputed, has been established to its reasonable

satisfaction. The Bond Owners' Trustee may consult with counsel, and the opinion of such counsel shall be full and complete authorization and protection in respect of any action taken or suffered by it hereunder in good faith and in accordance with the opinion of such counsel. The Bond Owners' Trustee shall not be answerable for any neglect or default of any person, firm or corporation employed and selected by it with reasonable care.

Section 25. **General Authorization.** In addition to the specific authorizations in this ordinance, the Mayor and the Director of Finance and each of the other appropriate officers of the City are each authorized and directed to do everything as in the judgment of such officer may be necessary, appropriate, or desirable in order to carry out the terms and provisions of, and complete the transactions contemplated by, this ordinance. In particular and without limiting the foregoing:

(a) The Director of Finance, in the Director's discretion and without further action by the City Council, (i) may issue requests for proposals to provide underwriting services or financing facilities (including, without limitation, Qualified Insurance, a Qualified Letter of Credit, or other credit support or liquidity facility) and may execute engagement letters and other agreements with underwriters and other financial institutions (including providers of liquidity or credit support) based on responses to such requests; (ii) may select and make decisions regarding the Bond Registrar, fiscal or paying agents, and any Securities Depository for each Series of the Bonds; (iii) may take any and all actions necessary or convenient to provide for the conversion of interest rate modes for any Series in accordance with the applicable Bond Documents; and (iv) may take such actions on behalf of the City as are necessary or appropriate for the City to designate, qualify, or maintain the tax-exempt treatment with respect to any Series issued as Tax-Exempt Bonds, to receive from the United States Treasury the applicable Tax Credit Subsidy Payments in respect of any Series issued as Tax Credit Subsidy Bonds, and to otherwise receive any other federal tax benefits relating to any Series of the Bonds that are available to the City; and

(b) The Mayor and the Director of Finance are each separately authorized to execute and deliver (i) any and all contracts or other documents as are consistent with this ordinance and for which the City's approval is

necessary or to which the City is a party (including but not limited to agreements with escrow agents, refunding or defeasance trustees, liquidity or credit support providers, providers of Qualified Insurance or Alternate Reserve Securities, remarketing agents, underwriters, lenders or other financial institutions, fiscal or paying agents, Qualified Counterparties, custodians, and the Bond Registrar); and (ii) such other contracts or documents incidental to the issuance and sale of any Series of the Bonds; the establishment of the interest rate or rates on a Bond; or the conversion, tender, purchase, remarketing, or redemption of a Bond, as may in the judgment of the Mayor or Director of Finance, as applicable, be necessary or appropriate.

Section 26. **Severability**. The provisions of this ordinance are declared to be separate and severable. The invalidity of any clause, sentence, paragraph, subdivision, section, subsection, or portion of this ordinance, or the invalidity of its application to any person or circumstance, does not affect the validity of the remainder of this ordinance or the validity of its application to other persons or circumstances.

Section 27. **Ratification of Prior Acts**. Any action consistent with the authority of this ordinance taken after its passage and prior to its effective date is ratified and confirmed.

Section 28. **Section Headings**. Section headings in this ordinance are nonsubstantive.

Section 29. **Effective Date**. This ordinance shall take effect and be in force 30 days after its approval by the Mayor, but if not approved and returned by the Mayor within ten days after presentation, it shall take effect as provided by Seattle Municipal Code Section 1.04.020.

Passed by the City Council the _____ day of _____, 2021, and signed by me in open session in authentication of its passage this _____ day of _____, 2021.

President _____ of the City Council

Approved / returned unsigned / vetoed this _____ day of _____, 2021.

Jenny A. Durkan, Mayor

Filed by me this _____ day of _____, 2021.

Monica Martinez Simmons, City Clerk

(Seal)

Exhibits:

Exhibit A - Outstanding Parity Bonds

Exhibit B - Form of Continuing Disclosure Agreement

EXHIBIT A

OUTSTANDING PARITY BONDS

Issue Name	Dated Date	Original Par Amount	Bond Legislation		
			New Money Ord.	Refunding Ord.	Bond Sale Res.
Municipal Light and Power Revenue Bonds, 2010A (Taxable Build America Bonds – Direct Payment)	5/26/2010	\$181,625,000	Ord. 123169	--	Res. 31213
Municipal Light and Power Revenue Bonds, 2010C (Taxable Recovery Zone Economic Development Bonds – Direct Payment)	5/26/2010	\$13,275,000	Ord. 123169	--	Res. 31213
Municipal Light and Power Improvement Revenue Bonds, 2011B (Taxable New Clean Renewable Energy Bonds – Direct Payment)	2/8/2011	\$10,000,000	Ord. 123483	Ord. 121941 (as amended by Ord. 122838)	Res. 31263
Municipal Light and Power Improvement and Refunding Revenue Bonds, 2012A	7/17/2012	\$293,280,000	Ord. 123752	Ord. 121941 (as amended by Ord. 122838)	Res. 31390
Municipal Light and Power Improvement Revenue Bonds, 2012C (Taxable New Clean Renewable Energy Bonds – Direct Payment)	7/17/2012	\$43,000,000	Ord. 123752	--	Res. 31390
Municipal Light and Power Improvement and Refunding Revenue Bonds, 2013	7/9/2013	\$190,755,000	Ord. 124045	Ord. 121941 (as amended by Ord. 122838)	Res. 31456
Municipal Light and Power Improvement and Refunding Revenue Bonds, 2014	11/05/2014	\$265,210,000	Ord. 124336	Ord. 124335 (amending and restating Ord. 121941)	Res. 31552
Municipal Light and Power Revenue Bonds, 2015A	7/9/2015	\$171,850,000	Ord. 124633	--	Res. 31592
Municipal Light and Power Revenue Bonds, 2016A (Taxable New Clean Renewable Energy Bonds – Direct Payment)	01/28/2016	\$31,870,000	Ord. 124916	--	Res. 31646
Municipal Light and Power Refunding Revenue Bonds, 2016B	01/28/2016	\$116,875,000	Ord. 124916	Ord. 124335 (amending and restating Ord. 121941) as amended	Res. 31646

Issue Name	Dated Date	Original Par Amount	Bond Legislation		
			New Money Ord.	Refunding Ord.	Bond Sale Res.
				by Ord. 124916	
Municipal Light and Power Improvement and Refunding Revenue Bonds, 2016C	09/28/2016	\$160,815,000	Ord. 124916	Ord. 124335 (amending and restating Ord. 121941) as amended by Ord. 124916	Res. 31707
Municipal Light and Power Improvement and Refunding Revenue Bonds, 2017C	09/28/2017	\$385,530,000	Ord. 125298	Ord. 124335 (amending and restating Ord. 121941) as amended by Ord. 124916	Res. 31771
Municipal Light and Power Improvement Revenue Bonds, 2018, Series A	07/19/2018	\$263,755,000	Ord. 125459	--	--
Municipal Light and Power Refunding Revenue Bonds, 2018C-1 (SIFMA Index) and 2018C-2 (SIFMA Index)	09/04/2018	\$98,590,000	--	Ord. 125460	--
Municipal Light and Power Improvement Revenue Bonds, 2019, Series A	10/15/2019	\$210,540,000	Ord. 125711	--	--
Municipal Light and Power Refunding Revenue Bonds, 2019, Series B	11/05/2019	\$140,275,000	--	125460	--
Municipal Light and Power Improvement Revenue Bonds, 2020, Series A	8/5/2020	\$198,305,000	Ord. 125987	--	--
Municipal Light and Power Improvement and Refunding Revenue Bonds, 2021, Series A	7/15/2021	\$259,795,000	Ord. 126221	Ord. 125460 (as amended by Ord. 125987)	--
Municipal Light and Power Refunding Revenue Bonds, 2021, Series B (SIFMA Index)	08/10/2021	\$100,270,000	--	Ord. 125460 (as amended by Ord. 125987)	--

EXHIBIT B

FORM OF CONTINUING DISCLOSURE AGREEMENT

The City of Seattle, Washington (the “City”) makes the following written undertaking (the “Undertaking”) for the benefit of the Owners of the City’s Municipal Light and Power Revenue Bonds, [Year] [Series] (the “Bonds”), for the sole purpose of assisting the underwriter for the Bonds in meeting the requirements of paragraph (b)(5) of Rule 15c2-12 (the “Rule”), as applicable to a participating underwriter for the Bonds. Capitalized terms used but not defined below shall have the meanings given in Ordinance _____ (the “Bond Ordinance”).

(a) Undertaking to Provide Annual Financial Information and Notice of Listed Events.

The City undertakes to provide or cause to be provided, either directly or through a designated agent, to the Municipal Securities Rulemaking Board (the “MSRB”), in an electronic format as prescribed by the MSRB, accompanied by identifying information as prescribed by the MSRB:

(i) Annual financial information and operating data regarding the Municipal Light and Power System (the “Light System”) of the type included in the final official statement for the Bonds and described in subsection (b) of this section (“annual financial information”). The timely filing of unaudited financial statements shall satisfy the requirements and filing deadlines pertaining to the filing of annual financial statements under subsection (b), provided that audited financial statements are to be filed if and when they are otherwise prepared and available to the City.

(ii) Timely notice (not in excess of 10 business days after the occurrence of the event) of the occurrence of any of the following events with respect to the Bonds: (1) principal and interest payment delinquencies; (2) non-payment related defaults, if material; (3) unscheduled draws on debt service reserves reflecting financial difficulties; (4) unscheduled draws on credit enhancements reflecting financial difficulties; (5) substitution of credit or liquidity providers, or their failure to perform; (6) adverse tax opinions, the issuance by the Internal Revenue Service of proposed or final determinations of taxability, Notice of Proposed Issue (IRS Form 5701 – TEB) or other material notices

1 or determinations with respect to the tax status of the Bonds, or other material events affecting the tax
2 status of the Bonds; (7) modifications to rights of holders of the Bonds, if material; (8) Bond calls
3 (other than scheduled mandatory redemptions of Term Bonds), if material, and tender offers;
4 (9) defeasances; (10) release, substitution, or sale of property securing repayment of the Bonds, if
5 material; (11) rating changes; (12) bankruptcy, insolvency, receivership or similar event of the City, as
6 such “Bankruptcy Events” are defined in the Rule; (13) the consummation of a merger, consolidation,
7 or acquisition involving the City or the sale of all or substantially all of the assets of the City other than
8 in the ordinary course of business, the entry into a definitive agreement to undertake such an action or
9 the termination of a definitive agreement relating to any such actions, other than pursuant to its terms,
10 if material; (14) appointment of a successor or additional trustee or the change of name of a trustee, if
11 material; (15) incurrence of a financial obligation of the City, if material, or agreement to covenants,
12 events of default, remedies, priority rights, or other similar terms of a financial obligation of the City,
13 any of which affect holders of the Bonds, if material; and (16) any default, event of acceleration,
14 termination event, modification of terms, or other similar event under the terms of a financial obligation
15 of the City, any of which reflect financial difficulties.

16 For purposes of this Undertaking, the term “financial obligation” shall mean a debt
17 obligation; derivative instrument entered into in connection with, or pledged as security or a source of
18 payment for, an existing or planned debt obligation; or a guarantee of either a debt obligation or a
19 derivative instrument entered into in connection with, or pledged as security or a source of payment
20 for, an existing or planned debt obligation. The term “financial obligation” does not include municipal
21 securities as to which a final official statement has been provided to the MSRB consistent with the
22 Rule.

23 (iii) Timely notice of a failure by the City to provide required annual financial
24 information on or before the date specified in subsection (b) of this section.

1 (b) Type of Annual Financial Information Undertaken to be Provided. The annual
2 financial information and operating data that the City undertakes to provide in subsection (a) of this
3 section:

4 (i) Shall consist of (1) annual financial statements of the Light System prepared in
5 accordance with applicable generally accepted accounting principles applicable to governmental units
6 (except as otherwise noted therein), as such principles may be changed from time to time and as
7 permitted by applicable state law; (2) a statement of outstanding Parity Bonds, Junior Lien Bonds (if
8 any), and any other bonded indebtedness secured by Net Revenue of the Light System; (3) debt service
9 coverage ratios for the then-Outstanding Parity Bonds, Junior Lien Bonds (if any) and any other bonded
10 indebtedness secured by Net Revenue of the Light System; (4) sources of Light System power and the
11 MWh produced by those sources; and (5) the average number of customers, revenues, and energy sales
12 by customer class;

13 (ii) Shall be provided not later than the last day of the ninth month after the end of
14 each fiscal year of the City (currently, a fiscal year ending December 31), as such fiscal year may be
15 changed as required or permitted by state law, commencing with the City's fiscal year ending
16 December 31, 20__; and

17 (iii) May be provided in a single document or multiple documents, and may be
18 incorporated by specific reference to documents available to the public on the Internet website of the
19 MSRB or filed with the Securities and Exchange Commission.

20 (c) Amendment of Undertaking. This Undertaking is subject to amendment after the
21 primary offering of the Bonds without the consent of any Owner or holder of any Bond, or of any
22 broker, dealer, municipal securities dealer, participating underwriter, rating agency or the MSRB,
23 under the circumstances and in the manner permitted by the Rule, including:

1 (i) The amendment may only be made in connection with a change in
2 circumstances that arises from a change in legal requirements, change in law, or change in the identity,
3 nature, or status of the City, or type of business conducted by the City;

4 (ii) The Undertaking, as amended, would have complied with the requirements of
5 the Rule at the time of the primary offering, after taking into account any amendments or interpretations
6 of the Rule, as well as any change in circumstances; and

7 (iii) The amendment does not materially impair the interests of holders, as
8 determined either by parties unaffiliated with the City (e.g., bond counsel or other counsel familiar
9 with federal securities laws), or by an approving vote of bondholders pursuant to the terms of the Bond
10 Ordinance at the time of the amendment.

11 The City will give notice to the MSRB of the substance (or provide a copy) of any amendment
12 to this Undertaking and a brief statement of the reasons for the amendment. If the amendment changes
13 the type of annual financial information to be provided, the annual financial information containing
14 the amended financial information will include a narrative explanation of the effect of that change on
15 the type of information to be provided.

16 (d) Beneficiaries. This Undertaking shall inure to the benefit of the City and any Owner
17 of Bonds, and shall not inure to the benefit of or create any rights in any other person.

18 (e) Termination of Undertaking. The City's obligations under this Undertaking shall
19 terminate upon the legal defeasance, prior redemption, or payment in full of all of the Bonds. In
20 addition, the City's obligations under this Undertaking shall terminate if those provisions of the Rule
21 that require the City to comply with this Undertaking become legally inapplicable in respect of the
22 Bonds for any reason, as confirmed by an opinion of nationally recognized bond counsel or other
23 counsel familiar with federal securities laws delivered to the City, and the City provides timely notice
24 of such termination to the MSRB.

1 (f) Remedy for Failure to Comply with Undertaking. As soon as practicable after the City
2 learns of any material failure to comply with this Undertaking, the City will proceed with due diligence
3 to cause such noncompliance to be corrected. No failure by the City or other obligated person to comply
4 with this Undertaking shall constitute a default in respect of the Bonds. The sole remedy of any Owner
5 of a Bond shall be to take such actions as that Owner deems necessary, including seeking an order of
6 specific performance from an appropriate court, to compel the City or other obligated person to comply
7 with this Undertaking.

8 (g) Designation of Official Responsible to Administer Undertaking. The Director of
9 Finance of the City (or such other officer of the City who may in the future perform the duties of that
10 office) or his or her designee is the person designated, in accordance with the Bond Ordinance, to carry
11 out this Undertaking of the City in respect of the Bonds set forth in this section and in accordance with
12 the Rule, including, without limitation, the following actions:

13 (i) Preparing and filing the annual financial information undertaken to be
14 provided;

15 (ii) Determining whether any event specified in subsection (a)(ii) has occurred,
16 assessing its materiality, where necessary, with respect to the Bonds, and preparing and disseminating
17 any required notice of its occurrence;

18 (iii) Determining whether any person other than the City is an “obligated person”
19 within the meaning of the Rule with respect to the Bonds, and obtaining from such person an
20 undertaking to provide any annual financial information and notice of listed events for that person in
21 accordance with the Rule;

22 (iv) Selecting, engaging and compensating designated agents and consultants,
23 including but not limited to financial advisors and legal counsel, to assist and advise the City in carrying
24 out this Undertaking; and

25 (v) Effecting any necessary amendment of the Undertaking.

SUMMARY and FISCAL NOTE*

Department:	Dept. Contact/Phone:	CBO Contact/Phone:
FAS/City Light	Michael Van Dyck / 4-8347 Kirsty Grainger / 4-3713	S. Reddy 5-1232 G. Shiring 6-4085

1. BILL SUMMARY

Legislation Title: AN ORDINANCE relating to the electric system of The City of Seattle; adopting a system or plan of additions and betterments to and extensions of the existing municipal light and electric power generation, transmission, and distribution system of the City; authorizing the issuance and sale of municipal light and power revenue bonds for the purposes of providing funds to pay part of the cost of carrying out that system or plan, providing for the reserve fund requirement (if any), and paying the costs of issuance of the bonds; providing parameters for the bond sale terms including conditions, covenants, and other sale terms; describing the lien of the bonds and authorizing their issuance as either senior lien parity bonds or junior lien bonds; and ratifying and confirming certain prior acts.

Summary and background of the Legislation: This legislation provides the legal authorization to issue up to \$225 million of bonds in 2022 to fund a portion of capital expenditures for Seattle City Light's system, as set forth by the 2022-2027 capital plan. This legislation also authorizes up to \$150 million of additional borrowing for potential debt optimization. Debt optimization involves replacing high interest debt with low interest debt to reduce overall interest costs – without increasing the debt burden or extending the term of outstanding debt.

Although the budget, capital plan and rates make specific assumptions about the use of debt financing for a certain share of the capital program, separate authorization for the issuance of bonds is technically required.

A City Light bond sale for \$225 million of fixed rate debt is anticipated to occur in August 2022. The bond proceeds combined with internally generated funds will support City Light's capital program for about one year. The bond proceeds will also be used to make a deposit to the bond reserve fund and to pay issuance costs. Bonds would have a maximum maturity of 30 years. No debt service payments are expected in 2022.

Major projects supported by the bond issue include: Boundary Licensing Mitigation, Skagit Licensing Mitigation and the replacement of overhead and underground distribution equipment. For further information about City Light's capital projects, please see the 2021-2026 capital plan.

For further information about City Light's capital projects, please see the 2022-2027 capital plan.

2. OTHER IMPLICATIONS

- a. **Does this legislation affect any departments besides the originating department?**
This legislation affects FAS, who coordinates the issuance of the bonds.
- b. **Is a public hearing required for this legislation?**
No
- c. **Is publication of notice with *The Daily Journal of Commerce* and/or *The Seattle Times* required for this legislation?**
No
- d. **Does this legislation affect a piece of property?**
No
- e. **Please describe any perceived implication for the principles of the Race and Social Justice Initiative. Does this legislation impact vulnerable or historically disadvantaged communities? What is the Language Access plan for any communications to the public?**
None/No
- f. **Climate Change Implications**
1. **Emissions: Is this legislation likely to increase or decrease carbon emissions in a material way?**
No
 2. **Resiliency: Will the action(s) proposed by this legislation increase or decrease Seattle's resiliency (or ability to adapt) to climate change in a material way? If so, explain. If it is likely to decrease resiliency in a material way, describe what will or could be done to mitigate the effects.**
No
- g. **If this legislation includes a new initiative or a major programmatic expansion: What are the specific long-term and measurable goal(s) of the program? How will this legislation help achieve the program's desired goal(s).**
No

List attachments/exhibits below:



Legislation Text

File #: CB 120197, **Version:** 1

CITY OF SEATTLE

ORDINANCE _____

COUNCIL BILL _____

AN ORDINANCE relating to the drainage and wastewater system of The City of Seattle; adopting a system or plan of additions and betterments to and extensions of the existing drainage and wastewater system; authorizing the issuance and sale of drainage and wastewater revenue bonds in one or more series for the purposes of paying part of the cost of carrying out that system or plan, providing for the reserve requirement, and paying the costs of issuance of the bonds; providing parameters for the bond sale terms including conditions, covenants, and other sale terms; describing the lien of those bonds; amending certain definitions set forth in Ordinance 125455, the Omnibus Refunding Ordinance; authorizing the issuance of drainage and wastewater system refunding revenue bonds; and ratifying and confirming certain prior acts.

WHEREAS, The City of Seattle (the “City”) owns, maintains, and operates a system of sanitary sewerage and storm and surface water drainage as part of Seattle Public Utilities (the “Drainage and Wastewater System”), which Drainage and Wastewater System has from time to time required various additions, improvements, betterments, and extensions; and

WHEREAS, the City desires to acquire and construct a system or plan of further additions, improvements, and betterments to, and extensions of the Drainage and Wastewater System (the “Plan of Additions”) as described in this ordinance, and has a need to borrow funds to pay a portion of the costs of carrying out such Plan of Additions; and

WHEREAS, the City currently has outstanding certain drainage and wastewater revenue bonds (as identified in Exhibit A to this ordinance, the “Outstanding Parity Bonds”). Pursuant to the ordinances authorizing their issuance (the “Outstanding Parity Bond Ordinances”), the City has reserved the right to issue additional bonds (“Future Parity Bonds”) having a charge and lien on the net revenue of the Drainage and Wastewater System on a parity of lien with those Outstanding Parity Bonds, and is permitted to

issue such Future Parity Bonds upon satisfaction of certain conditions (the “Parity Conditions”); and WHEREAS, the City has determined that it is in the best interest of the City and its ratepayers to authorize the issuance and sale, subject to the provisions of this ordinance, of drainage and wastewater revenue bonds as Parity Bonds to pay part of the cost of carrying out the Plan of Additions, to provide for the reserve requirement, and to pay the costs of issuance of those bonds; NOW, THEREFORE,

BE IT ORDAINED BY THE CITY OF SEATTLE AS FOLLOWS:

Section 1. **Definitions.** In this ordinance, the following capitalized terms shall have the meanings set forth in this section:

“**Accreted Value**” means with respect to any Capital Appreciation Bond (a) as of any Valuation Date, the amount determined for such Valuation Date in accordance with the applicable Parity Bond Documents, and (b) as of any date other than a Valuation Date, the sum of (i) the Accreted Value on the preceding Valuation Date and (ii) the product of (A) a fraction, the numerator of which is the number of days having elapsed from the preceding Valuation Date and the denominator of which is the number of days from such preceding Valuation Date to the next succeeding Valuation Date, calculated based on the assumption that Accreted Value accrues during any semiannual period in equal daily amounts on the basis of a year of 12 30-day months, and (B) the difference between the Accreted Values for such Valuation Dates.

“**Adjusted Annual Debt Service**” for any fiscal year means Annual Debt Service minus (a) an amount equal to ULID Assessments due in that year and not delinquent, (b) an amount equal to earnings from investments in the Reserve Subaccount, and (c) Annual Debt Service provided for by Parity Bond proceeds.

“**Adjusted Gross Revenue**” means, for any period, Gross Revenue (a) plus withdrawals from the Rate Stabilization Account made during that period, and (b) minus ULID Assessments, earnings from investments in the Reserve Subaccount, and deposits into the Rate Stabilization Account made during that period.

“**Adjusted Net Revenue**” means Adjusted Gross Revenue less Operating and Maintenance Expense.

“**Annual Debt Service**” for any calendar year means the sum of the amounts required in such calendar

year to pay the interest due in such calendar year on all Parity Bonds outstanding, excluding interest to be paid from the proceeds of the sale of Parity Bonds or other bonds; the principal of all outstanding Serial Bonds due in such calendar year; and the Sinking Fund Requirement, if any, for such calendar year. Additionally, for purposes of calculating and determining compliance with the Coverage Requirement, the Reserve Requirement and the conditions for the issuance of Future Parity Bonds and/or entering into Parity Payment Agreements, the following shall apply:

(a) **Calculation of Interest Due -- Generally.** Except as otherwise provided below, interest on any series of Parity Bonds shall be calculated based on the actual amount of accrued, accreted, or otherwise accumulated interest that is payable in respect of that series taken as a whole, at the rate or rates set forth in the applicable Parity Bond Documents.

(b) **Capital Appreciation Bonds.** For purposes of this definition, the principal and interest portions of the Accreted Value of Capital Appreciation Bonds becoming due at maturity or by virtue of a Sinking Fund Requirement shall be included in the calculations of accrued and unpaid and accruing interest or principal in such manner and during such period of time as is specified in the Parity Bond Documents applicable to such Capital Appreciation Bonds.

(c) **Variable Interest Rate Bonds.** The amount of interest deemed to be payable on any series of Variable Interest Rate Bonds shall be calculated on the assumption that the interest rate on those bonds would be equal to the rate that is 90 percent of the average RBI during the four calendar quarters preceding the quarter in which the calculation is made.

(d) **Interest on Parity Bonds With Respect to Which a Payment Agreement is in Force.** Debt service on Parity Bonds with respect to which a Payment Agreement is in force shall be based on the net economic effect on the City expected to be produced by the terms of the Parity Bonds and the terms of the Payment Agreement. For example, if the net economic effect of the Payment Agreement and a series of Parity Bonds otherwise bearing interest at a variable rate is to produce an obligation bearing interest at a fixed interest

rate, the relevant series of bonds shall be treated as fixed interest rate bonds. And if the net economic effect of the Payment Agreement and a series of Parity Bonds otherwise bearing interest at a fixed rate is to produce an obligation bearing interest at a variable interest rate, the relevant series of bonds shall be treated as Variable Interest Rate Bonds.

Accordingly, the amount of interest deemed to be payable on any Parity Bonds with respect to which a Payment Agreement is in force shall be an amount equal to the amount of interest that would be payable at the rate or rates stated in or determined pursuant to the applicable Parity Bond Documents, plus Payment Agreement Payments, minus Payment Agreement Receipts. For the purposes of calculating as nearly as practicable Payment Agreement Receipts and Payment Agreement Payments under a Payment Agreement that includes a variable rate component determined by reference to a pricing mechanism or index that is not the same as the pricing mechanism or index used to determine the variable rate interest component on the Parity Bonds to which the Payment Agreement is related, it shall be assumed that the fixed rate used in calculating Payment Agreement Payments will be equal to 105 percent of the fixed rate specified by the Payment Agreement and that the pricing mechanism or index specified by the Payment Agreement is the same as the pricing mechanism or index specified by the applicable Parity Bond Documents. Notwithstanding the other provisions of this definition, the City shall not be required to (but may in its discretion) take into account in determining Annual Debt Service the effects of any Payment Agreement that has a term of ten years or less.

(e) Parity Payment Agreements. For any period during which Payment Agreement Payments on a Parity Payment Agreement are taken into account in determining Annual Debt Service on related Parity Bonds under paragraph (d) of this definition, no additional debt service shall be taken into account with respect to that Parity Payment Agreement. However, for any Parity Payment Agreement during a period in which Payment Agreement Payments are not taken into account under paragraph (d) because the Parity Payment Agreement is not then related to any outstanding Parity Bonds, payments on that Parity Payment Agreement shall be taken into account by assuming:

(i) **If City is Obligated to Make Payments Based on Fixed Rate.** If the City is obligated to make Payment Agreement Payments based on a fixed rate and the Qualified Counterparty is obligated to make payments based on a variable rate index, it shall be assumed that payments by the City will be based on the assumed fixed payor rate, and that payments by the Qualified Counterparty will be based on a rate equal to the average rate determined by the variable rate index specified by the Parity Payment Agreement during the four calendar quarters preceding the quarter in which the calculation is made.

(ii) **If City is Obligated to Make Payments Based on Variable Rate Index.** If the City is obligated to make Payment Agreement Payments based on a variable rate index and the Qualified Counterparty is obligated to make payments based on a fixed rate, it shall be assumed that payments by the City will be based on a rate equal to the average rate determined by the variable rate index specified by the Parity Payment Agreement during the four calendar quarters preceding the quarter in which the calculation is made, and that the Qualified Counterparty will make payments based on the fixed rate specified by the Parity Payment Agreement.

(f) **Balloon Bonds.** *Upon the Reserve Covenant Date, the following shall become effective:* For purposes of calculating debt service on any Balloon Bonds, the City may assume that the principal of those Balloon Bonds, together with interest thereon at a rate equal to the assumed RBI-based rate set forth in subsection (c) of this definition, will be amortized in equal annual installments over a term of 30 years.

(g) **Adjustments for Defeased Bonds.** For purposes of calculating and determining compliance with the Coverage Requirement, the Reserve Requirement, and the Parity Conditions, Annual Debt Service shall be adjusted as set forth in subsection 21(d) of this ordinance.

“Authorized Denomination” means \$5,000 or any integral multiple thereof within a maturity of a Series, or such other minimum authorized denominations as may be specified in the applicable Bond Documents.

“Average Annual Debt Service” means, at the time of calculation, the sum of the Annual Debt Service

remaining to be paid to the last scheduled maturity of the applicable series of Parity Bonds divided by the number of years such bonds are scheduled to remain outstanding.

“Balloon Bonds” means any series of Parity Bonds, the aggregate principal amount (including Sinking Fund Requirements) of which becomes due and payable in any calendar year in an amount that constitutes 25 percent or more of the initial aggregate principal amount of such series of Parity Bonds.

“Beneficial Owner” means, with regard to a Bond, the owner of any beneficial interest in that Bond.

“Bond Counsel” means a lawyer or a firm of lawyers, selected by the City, of nationally recognized standing in matters pertaining to bonds issued by states and their political subdivisions.

“Bond Documents” means (a)(i) with respect to any Series of the Bonds, this ordinance (including any amendatory or supplemental ordinances), and (ii) with respect to a series of Parity Bonds other than a Series of the Bonds, the applicable Parity Bond Ordinance(s); (b) the authenticated bond form; and (c) the written agreement(s) setting forth the Bond Sale Terms and additional terms, conditions, or covenants pursuant to which such bond was issued and sold, as set forth in any one or more of the following (if any): (i) a sale resolution, (ii) a bond purchase contract (as defined in the applicable authorizing ordinance), (iii) a bond indenture or a fiscal agent or paying agent agreement (other than the State fiscal agency contract), and (iv) a direct purchase or continuing covenant agreement.

“Bond Insurance” means any municipal bond insurance policy, guaranty, surety bond, or similar credit enhancement device providing for or securing the payment of all or part of the principal of and interest on any Parity Bonds, issued by an insurance company licensed to conduct an insurance business in any state of the United States (or by a service corporation acting on behalf of one or more such insurance companies), or by any other financial institution qualified to provide such credit enhancement device.

“Bond Purchase Contract” means a written offer to purchase a Series of the Bonds, pursuant to certain Bond Sale Terms, which offer has been accepted by the City in accordance with this ordinance. In the case of a competitive sale, the Purchaser’s bid for a Series, together with the official notice of sale and a Pricing

Certificate confirming the Bond Sale Terms, shall comprise the Bond Purchase Contract.

“Bond Register” means the books or records maintained by the Bond Registrar for the purpose of registering ownership of each Bond.

“Bond Registrar” means the Fiscal Agent (unless the Director of Finance appoints a different person to act as bond registrar with respect to a particular Series), or any successor bond registrar selected in accordance with the Registration Ordinance.

“Bond Sale Terms” means the terms and conditions for the sale of a Series of the Bonds approved by the Director of Finance consistent with the parameters set forth in Section 5 of this ordinance, including the amount, date or dates, denominations, interest rate or rates (or mechanism for determining the interest rate or rates), payment dates, final maturity, redemption rights, price, and other terms, conditions or covenants. In connection with a negotiated sale or private placement, the Bond Sale Terms shall be set forth in the Bond Purchase Contract; in connection with a competitive sale, the Bond Sale Terms shall be set forth in a Pricing Certificate.

“Bonds” means the Drainage and Wastewater System revenue bonds issued pursuant to this ordinance.

“Book-Entry Form” means a fully registered form in which physical bond certificates are registered only in the name of the Securities Depository (or its nominee), as Registered Owner, with the physical bond certificates held by and immobilized in the custody of the Securities Depository (or its designee), where the system for recording and identifying the transfer of the ownership interests of the Beneficial Owners in those Bonds is neither maintained by nor the responsibility of the City or the Bond Registrar.

“Capital Appreciation Bond” means any Parity Bond, all or a portion of the interest on which is compounded and accumulated at the rates or in the manner, and on the dates, set forth in the applicable Bond Documents and is payable only upon redemption or on the maturity date of such Parity Bond. A Parity Bond that is issued as a Capital Appreciation Bond, but which later converts to an obligation on which interest is paid periodically, shall be a Capital Appreciation Bond until the conversion date and thereafter shall no longer be a

Capital Appreciation Bond, but shall be treated as having a principal amount equal to its Accreted Value on the conversion date. For purposes of computing the principal amount of Parity Bonds held by the Owner of any Capital Appreciation Bond in connection with any notice, consent, request, or demand, the principal amount of a Capital Appreciation Bond shall be deemed to be its Accreted Value at the time that such notice, consent, request, or demand is given or made.

“Capital Improvement Program” or **“CIP”** means those portions of the City’s “2021-2026 Capital Improvement Program” relating to the Drainage and Wastewater System, adopted by Ordinance 126237, together with any previously adopted Capital Improvement Program of the City. For purposes of this ordinance, the CIP includes all amendments, updates, supplements or replacements that may be adopted from time to time by ordinance.

“City” means The City of Seattle.

“City Council” means the City Council of the City, as duly and regularly constituted from time to time.

“Code” means the Internal Revenue Code of 1986, or any successor thereto, as it has been and may be amended from time to time, and regulations thereunder.

“Construction Account” means the Drainage and Wastewater Construction Account, 2022, created in the Drainage and Wastewater Fund by this ordinance.

“Continuing Disclosure Agreement” means, for each Series sold in an offering subject to federal securities regulations requiring a written undertaking to provide continuing disclosure, a continuing disclosure agreement entered into pursuant to Section 23 of this ordinance, in substantially the form attached to this ordinance as Exhibit B.

“Contract Resource Obligation” means an obligation of the City that is designated as a Contract Resource Obligation and is entered into in accordance with Section 20 of this ordinance.

“Coverage Requirement” means Adjusted Net Revenue equal to at least 1.25 times Adjusted Annual Debt Service on all Parity Bonds then outstanding.

“Covered Parity Bonds” means all Outstanding Parity Bonds, each Series of the Bonds, and each series of Future Parity Bonds. *From and after the Reserve Covenant Date, the term “Covered Parity Bonds” shall exclude each series of Parity Bonds for which the Bond Sale Terms provide that, from and after the Reserve Covenant Date, such series shall no longer be treated as a series of Covered Parity Bonds and shall no longer be secured by the amounts in the Reserve Subaccount.*

“DTC” means The Depository Trust Company, New York, New York.

“Defeasible Bonds” means any outstanding Parity Bonds that are eligible to be defeased pursuant to the Omnibus Defeasance Ordinance.

“Director of Finance” or **“Director”** means the Director of the Finance Division of the Department of Finance and Administrative Services, or any other officer who succeeds to substantially all of the responsibilities of that office.

“Drainage and Wastewater Fund” means the fund created by Ordinance 84390 and later renamed by Ordinance 114155, into which is paid the Gross Revenue of the Drainage and Wastewater System.

“Drainage and Wastewater System” means the drainage and wastewater system of the City, including the sanitary sewerage and storm and surface water drainage systems, as it now exists (except properties, interests, and rights under the jurisdiction of the City’s Parks and Recreation Department, Seattle Center Department, Seattle Public Utilities Water System, City Light Department, and Department of Finance and Administrative Services), and all additions thereto and betterments and extensions thereof at any time made, together with any utility systems of the City hereafter combined with the Drainage and Wastewater System. The Drainage and Wastewater System shall not include any separate utility system that may be created, acquired or constructed by the City as provided in Section 19 of this ordinance.

“Event of Default” has the meaning assigned to that term in subsection 25(a) of this ordinance.

“Fiscal Agent” means the fiscal agent of the State, as the same may be designated by the State from time to time.

“Future Parity Bond Ordinance” means any ordinance passed by the City Council providing for the issuance and sale of a series of Future Parity Bonds, and any other ordinance amending or supplementing the provisions of any such ordinance.

“Future Parity Bonds” means, with reference to any Series, all revenue bonds and obligations of the Drainage and Wastewater System (other than that Series and any other Parity Bonds then outstanding) issued or entered into after the Issue Date of such Series, the payment of which constitutes a charge and lien on Net Revenue equal in priority with the charge and lien upon such revenue for the payment of the amounts required to be paid into the Parity Bond Account in accordance with Section 15 of this ordinance. Future Parity Bonds may include Parity Payment Agreements and any other obligations issued in compliance with the Parity Conditions.

“Government Obligations” means, unless otherwise limited in the Bond Documents for a particular Series of the Bonds, any government obligation as that term is defined in RCW 39.53.010, as amended at any time.

“Gross Revenue” means (a) all income, revenues, receipts and profits derived by the City through the ownership and operation of the Drainage and Wastewater System; (b) the proceeds received by the City directly or indirectly from the sale, lease or other disposition of any of the properties, rights or facilities of the Drainage and Wastewater System; (c) Payment Agreement Receipts, to the extent that such receipts are not offset by Payment Agreement Payments; and (d) the investment income earned on money held in any fund or account of the City, including any bond redemption funds and the accounts therein, in connection with the ownership and operation of the Drainage and Wastewater System. Gross Revenue does not include: (a) income derived from investments irrevocably pledged to the payment of any defeased bonds payable from Gross Revenue; (b) investment income set aside for or earned on money in any fund or account created or maintained solely for the purpose of complying with the arbitrage rebate provisions of the Code; (c) any gifts, grants, donations or other funds received by the City from any State or federal agency or other person if such gifts, grants, donations or

other funds are the subject of any limitation or reservation imposed by the donor or grantor or imposed by law or administrative regulation to which the donor or grantor is subject, limiting the application of such funds in a manner inconsistent with the application of Gross Revenue hereunder; (d) the proceeds of any borrowing for capital improvements (or the refinancing thereof); (e) the proceeds of any liability or other insurance, including but not limited to insurance proceeds compensating the City for the loss of a capital asset, but excluding business interruption insurance or other insurance of like nature insuring against the loss of revenues; (f) general *ad valorem* taxes, excise taxes and special assessments (other than ULID Assessments), including interest and penalties thereon; and (g) earnings of any separate utility system that may be created, acquired, or constructed by the City pursuant to Section 19 of this ordinance.

“Independent Utility Consultant” means an independent person or firm having a favorable reputation for skill and experience with drainage and wastewater systems of comparable size and character to the Drainage and Wastewater System in such areas as are relevant to the purpose for which they were retained.

“Issue Date” means, with respect to a Bond, the initial date on which that Bond is issued and delivered to the initial Purchaser in exchange for its purchase price.

“Letter of Representations” means the Blanket Issuer Letter of Representations between the City and DTC dated October 4, 2006, as it may be amended from time to time, or an agreement with a substitute or successor Securities Depository.

“MSRB” means the Municipal Securities Rulemaking Board.

“Maximum Annual Debt Service” means, at the time of calculation, the maximum amount of Annual Debt Service that shall become due in the current calendar year or in any future calendar year with respect to the Parity Bonds then outstanding.

“Net Revenue” means, for any period, Gross Revenue less Operating and Maintenance Expense.

“Omnibus Defeasance Ordinance” means Ordinance 126223, as amended at any time, authorizing the defeasance of Defeasible Bonds (as such ordinance may be amended from time to time) or any future ordinance

pursuant to which the Bonds (or any Series of the Bonds) are designated as Defeasible Bonds.

“Omnibus Refunding Ordinance” means Ordinance 125455, as amended at any time, authorizing the issuance of Refunding Parity Bonds (as such ordinance may be amended from time to time), or any future ordinance pursuant to which the Bonds (or any Series of the Bonds) are designated as “Refundable Bonds.”

“Operating and Maintenance Expense” means all expenses incurred by the City in causing the Drainage and Wastewater System to be operated and maintained in good repair, working order and condition, including without limitation: (a) deposits, premiums, assessments or other payments for insurance, if any, on the Drainage and Wastewater System; (b) payments into pension funds; (c) State-imposed taxes; (d) amounts due under Contract Resource Obligations in accordance with Section 20 of this ordinance; (e) payments made to another person or entity for treatment or disposal of sewage or other commodity or service; and (f) payments with respect to any other expenses of the Drainage and Wastewater System that are properly treated as Operating and Maintenance Expense under generally accepted accounting principles applicable to municipal corporations, including payments (other than payments out of proceeds of Parity Bonds or other obligations not issued to pay current expenses of the Drainage and Wastewater System) into reasonable reserves for items of operating or maintenance expense the payment of which is not immediately required. Operating and Maintenance Expense does not include: depreciation, amortization or other similar recognitions of non-cash expense items made for accounting purposes only; taxes levied or imposed by the City, or payments in lieu of City taxes; payments of claims or judgments; or capital additions or capital replacements of the Drainage and Wastewater System.

“Outstanding Parity Bond Ordinances” means those ordinances authorizing the issuance and sale of the Outstanding Parity Bonds, as identified in Exhibit A to this ordinance.

“Outstanding Parity Bonds” means those outstanding Parity Bonds identified in Exhibit A to this ordinance. When used in reference to a particular date or series of Parity Bonds, Outstanding Parity Bonds shall mean those Parity Bonds (including any Parity Bonds issued subsequent to the effective date of this ordinance)

that are outstanding as of that date or as of the issue date of such series.

“Owner” means, without distinction, the Registered Owner and the Beneficial Owner of a Bond.

“Parity Bond Account” means the Drainage and Wastewater Revenue Bond Account, 1990, created by Ordinance 115098 in the Drainage and Wastewater Fund for the purpose of paying and securing payment of the principal of and interest on Parity Bonds.

“Parity Bond Documents” means those Bond Documents applicable to a series of Parity Bonds.

“Parity Bond Ordinance” means any ordinance passed by the City Council providing for the issuance and sale of a series of Parity Bonds, and any other ordinance amending or supplementing the provisions of any Parity Bond Ordinance.

“Parity Bonds” means the Outstanding Parity Bonds identified in Exhibit A to this ordinance, each Series of the Bonds, and any Future Parity Bonds then outstanding. Parity Bonds may include Parity Payment Agreements in accordance with Section 17 of this ordinance.

“Parity Certificate” means a certificate delivered pursuant to Section 17 of this ordinance for purposes of satisfying the Parity Conditions in connection with the issuance of Future Parity Bonds.

“Parity Conditions” means, (a) for purposes of establishing that a Series of the Bonds may be issued on parity with the Parity Bonds outstanding as of the Issue Date of such Series, the conditions for issuing Future Parity Bonds set forth in the Parity Bond Ordinances relating to those Parity Bonds that are then outstanding; and (b) for purposes of issuing Future Parity Bonds on parity with a Series of the Bonds, the conditions described in subsection (a) of this definition together with the conditions set forth in Section 17 of this ordinance.

“Parity Payment Agreement” means a Payment Agreement entered into in compliance with the Parity Conditions and under which the City’s payment obligations are expressly stated to constitute a charge and lien on Net Revenue equal in rank with the charge and lien upon such Net Revenue required to be paid into the Parity Bond Account to pay and secure the payment of interest on Parity Bonds. For purposes of determining

percentages of ownership of Parity Bonds under this ordinance or under applicable Parity Bond Documents, Parity Payment Agreements shall be deemed to have no principal amount, and any notice, consent, or similar rights (if any) shall be determined only as set forth in the applicable Parity Payment Agreement.

“Payment Agreement” means a written agreement entered into by the City and a Qualified Counterparty, as authorized by any applicable laws of the State, for the purpose of managing or reducing the City’s exposure to fluctuations or levels of interest rates, or for other interest rate, investment, asset or liability management purposes, and that provides for (i) an exchange of payments based on interest rates, ceilings, or floors on such payments; (ii) options on such payments; (iii) any combination of the foregoing; or (iv) any similar device. A Payment Agreement may be entered into on either a current or forward basis. A Payment Agreement must be entered into in connection with (or incidental to) the issuance, incurring, or carrying of particular bonds, notes, bond anticipation notes, commercial paper, or other obligations for borrowed money (which may include leases, installment purchase contracts, or other similar financing agreements or certificates of participation in any of the foregoing).

“Payment Agreement Payments” means the amounts periodically required to be paid by the City to a Qualified Counterparty pursuant to a Payment Agreement.

“Payment Agreement Receipts” means the amounts periodically required to be paid by a Qualified Counterparty pursuant to a Payment Agreement.

“Permitted Investments” means any investments or investment agreements permitted for the investment of City funds under the laws of the State, as amended from time to time.

“Plan of Additions” means the CIP, as it may be modified from time to time. The Plan of Additions includes (a) the purchase and installation of all materials, supplies, appliances, equipment and facilities; (b) the acquisition of all permits, franchises, property and property rights, and other capital assets; and (c) all engineering, consulting and other professional services and studies (whether performed by the City or by other public or private entities), each as necessary or convenient to carry out the Plan of Additions. The Plan of

Additions includes all amendments, updates, supplements or replacements to the CIP, all of which automatically shall constitute amendments to the Plan of Additions. The Plan of Additions also may be modified to include other improvements, without amending the CIP if the City determines by ordinance that those amendments or other improvements constitute a system or plan of additions to or betterments or extensions of the Drainage and Wastewater System.

“Pricing Certificate” means a certificate executed by the Director of Finance as of the pricing date confirming the Bond Sale Terms for the sale of a Series of Bonds to the Purchaser in a competitive sale, in accordance with the parameters set forth in Section 5 of this ordinance.

“Principal and Interest Subaccount” means the subaccount of that name created in the Parity Bond Account by Ordinance 115098 for the payment of the principal of and interest on Parity Bonds.

“Purchaser” means the entity or entities who have been selected by the Director of Finance in accordance with this ordinance to serve as underwriter, purchaser, or successful bidder in a sale of any Series.

“Qualified Counterparty” means a party (other than the City or a party related to the City) who is the other party to a Payment Agreement, (a)(i) whose senior debt obligations are rated in one of the three highest rating categories of each Rating Agency (without regard to any gradations within a rating category), or (ii) whose obligations under the Payment Agreement are guaranteed for the entire term of the Payment Agreement by a bond insurer or other institution which has been assigned a credit rating in one of the two highest rating categories of each Rating Agency; and (b) who is otherwise qualified to act as the other party to a Payment Agreement under any applicable laws of the State.

“Qualified Insurance” means any Bond Insurance that, as of the time of issuance of such credit enhancement device, is provided by an entity rated in one of the two highest rating categories (without regard to any gradations within a rating category) by at least two nationally recognized rating agencies.

“Qualified Letter of Credit” means any letter of credit, standby bond purchase agreement, or other liquidity facility issued by a financial institution for the account of the City in connection with the issuance of

any Parity Bonds, which institution maintains an office, agency or branch in the United States and, as of the time of issuance of such instrument, is rated in one of the two highest rating categories (without regard to any gradations within such rating categories) by at least two nationally recognized rating agencies.

“RBI” means *The Bond Buyer* Revenue Bond Index or comparable index, or, if no comparable index can be obtained, 80 percent of the interest rate for actively traded 30-year United States Treasury obligations.

“Rate Stabilization Account” means the account of that name previously established by Section 26 of Ordinance 118974.

“Rating Agency” means any nationally recognized rating agency then maintaining a rating on a series of then outstanding Parity Bonds at the request of the City.

“Record Date” means, unless otherwise defined in the Bond Documents, in the case of each interest or principal payment date, the Bond Registrar’s close of business on the 15th day of the month preceding the interest or principal payment date. With regard to redemption of a Bond prior to its maturity, the Record Date shall mean the Bond Registrar’s close of business on the day prior to the date on which the Bond Registrar sends the notice of redemption to the Registered Owner(s) of the affected Bonds.

“Refundable Bonds” means Parity Bonds that may be refunded pursuant to the Omnibus Refunding Ordinance.

“Refunding Parity Bonds” means Future Parity Bonds that satisfy the applicable Parity Conditions and are issued pursuant to the Omnibus Refunding Ordinance, or other Future Parity Bond Ordinance, for the purpose of refunding any Refundable Bonds.

“Registered Owner” means, with respect to a Bond, the person in whose name that Bond is registered on the Bond Register. For so long as a Series of the Bonds is in Book-Entry Form under the Letter of Representations, the Registered Owner of such Series shall mean the Securities Depository.

“Registration Ordinance” means Ordinance 111724 establishing a system of registration for the City’s bonds and other obligations pursuant to Seattle Municipal Code Chapter 5.10, as amended at any time.

“Reserve Covenant Date” means the earlier of (a) the date on which the City has obtained consents of the requisite percentage of Registered Owners of the Parity Bonds then outstanding, in accordance with the provisions of the applicable Outstanding Parity Bond Documents; or (b) the date on which all of the following Outstanding Parity Bonds have been redeemed or defeased: Drainage and Wastewater Revenue Bonds, 2009A (Taxable Build America Bonds - Direct Payment); Drainage and Wastewater Improvement and Refunding Revenue Bonds, 2012; Drainage and Wastewater Improvement and Refunding Revenue Bonds, 2014; and Drainage and Wastewater System Improvement and Refunding Revenue Bonds, 2016.

“Reserve Requirement” means the least of (a) Maximum Annual Debt Service on all Parity Bonds outstanding at the time of calculation, (b) 1.25 times Average Annual Debt Service on all Parity Bonds outstanding at the time of calculation, or (c) the sum of 10 percent of the proceeds of each series of Parity Bonds then outstanding, as of the delivery of each such series. ***From and after the Reserve Covenant Date, the Reserve Requirement shall mean the least of (a) Maximum Annual Debt Service on all Covered Parity Bonds outstanding at the time of calculation, or (b) 1.25 times Average Annual Debt Service on all Covered Parity Bonds outstanding at the time of calculation. In no event shall the Reserve Requirement exceed the sum of 10 percent of the proceeds of each series of Covered Parity Bonds then outstanding, determined as of the Issue Date of each such series.***

“Reserve Security” means any Qualified Insurance or Qualified Letter of Credit obtained by the City to satisfy part or all of the Reserve Requirement, and which is not cancelable on less than three years’ notice.

“Reserve Subaccount” means the subaccount of that name created in the Parity Bond Account by Ordinance 115098 for the purpose of securing the payment of the principal of and interest on Parity Bonds.

“Rule 15c2-12” means Rule 15c2-12 promulgated by the SEC under the Securities Exchange Act of 1934, as amended.

“SEC” means the United States Securities and Exchange Commission.

“Securities Depository” means DTC, any successor thereto, any substitute Securities Depository

selected by the City, or the nominee of any of the foregoing. Any successor or substitute Securities Depository must be qualified under applicable laws and regulations to provide the services proposed to be provided by it.

“Serial Bonds” means Parity Bonds maturing in specified years, for which no Sinking Fund Requirements are mandated.

“Series” means a series of the Bonds issued pursuant to this ordinance.

“Sinking Fund Account” means any account created in the Parity Bond Account to amortize the principal or make mandatory redemptions of Term Bonds.

“Sinking Fund Requirement” means, for any calendar year, the principal amount and premium, if any, of Term Bonds required to be purchased, redeemed, paid at maturity or paid into any Sinking Fund Account for such calendar year, as established pursuant to the Bond Documents relating to such Term Bonds.

“State” means the State of Washington.

“State Auditor” means the office of the Auditor of the State or such other department or office of the State authorized and directed by State law to make audits.

“Tax Credit Subsidy Bond” means any Taxable Bond that is designated by the City as a tax credit bond pursuant to the Code, and which is further designated as a “qualified bond” under Section 6431 or similar provision of the Code, and with respect to which the City is eligible to claim a Tax Credit Subsidy Payment.

“Tax Credit Subsidy Payment” means a payment by the federal government with respect to a Tax Credit Subsidy Bond.

“Tax-Exempt Bond” means any Parity Bond, the interest on which is intended, as of the Issue Date, to be excludable from gross income for federal income tax purposes.

“Taxable Bond” means any Parity Bond, the interest on which is not intended, as of the Issue Date, to be excludable from gross income for federal income tax purposes.

“Term Bond” means any Parity Bond that is issued subject to mandatory redemption prior to its maturity in Sinking Fund Requirements.

“ULID” means a utility local improvement district of the City created for the acquisition or construction of additions to and betterments and extensions of the Drainage and Wastewater System.

“ULID Assessments” means all assessments levied and collected in a ULID, if and only if those assessments are pledged to be paid into the Parity Bond Account, in which case they shall be included in Gross Revenue. ULID Assessments shall include all installments of principal, payments of interest, and penalties and interest on delinquencies, but shall not include any prepaid assessments paid into a construction fund or account.

“Valuation Date” means, with respect to any Capital Appreciation Bond, the date or dates, determined as set forth in the Parity Bond Documents relating to the relevant series of Parity Bonds, on which specific Accreted Values are assigned to that Capital Appreciation Bond.

“Variable Interest Rate” means any interest rate that fluctuates during the stated term of a Parity Bond (or during a stated period during which the Parity Bond is designated as a Variable Interest Rate Bond), whether due to a remarketing, a market index reset, or other mechanism set forth in the applicable Bond Documents. The Bond Documents for any Series of the Bonds bearing interest at a Variable Interest Rate shall set forth: (a) the available method(s) of computing interest (the “interest rate modes”); (b) the particular period or periods of time (or manner of determining such period or periods of time) for which each value of such Variable Interest Rate (or each interest rate mode) shall remain in effect; (c) provisions for conversion from one interest rate mode to another and for setting or resetting the interest rates; and (d) the time or times upon which any change in such Variable Interest Rate (or any conversion of interest rate modes) shall become effective.

“Variable Interest Rate Bond” means, for any period of time, any Parity Bond that bears interest at a Variable Interest Rate during that period. A Parity Bond shall not be treated as a Variable Interest Rate Bond if the net economic effect of: (a) interest rates on a particular series of Parity Bonds, as set forth in the applicable Bond Documents, and (b) either (i) interest rates on another series of Parity Bonds issued at substantially the same time, or (ii) a Payment Agreement related to that particular series of Parity Bonds, is to produce

obligations that bear interest at a fixed rate. A Parity Bond with respect to which a Payment Agreement is in force shall be treated as a Variable Interest Rate Bond if the net economic effect of the Payment Agreement is to produce an obligation that bears interest at a Variable Interest Rate.

Section 2. **Adoption of Plan of Additions.** The City specifies, adopts and orders the Plan of Additions to be carried out as generally provided for in the documents comprising the Plan of Additions. The estimated cost of the Plan of Additions, as near as may be determined, is declared to be \$1,332 million, of which approximately \$88 million is expected to be financed from proceeds of the Bonds and investment earnings thereon.

Section 3. **Authorization of Bonds; Due Regard Finding.**

(a) **The Bonds.** The City is authorized to issue Drainage and Wastewater System revenue bonds, payable from the sources described in Section 13 of this ordinance, in the maximum principal amount stated in Section 5 of this ordinance to provide funds (a) to pay part of the cost of carrying out the Plan of Additions; (b) to provide for the Reserve Requirement (if any); (c) to capitalize interest on (if necessary) and pay the costs of issuance of the Bonds; and (d) for other Drainage and Wastewater System purposes approved by ordinance. The Bonds may be issued in one or more Series and may be combined with other Drainage and Wastewater System revenue bonds (including Refunding Parity Bonds) authorized separately. The Bonds shall be designated Drainage and Wastewater System Revenue Bonds and shall be numbered separately and shall have any name, year and series or other label as deemed necessary or appropriate by the Director of Finance.

(b) **City Council Finding.** The City Council finds that, in creating the Parity Bond Account and in fixing the amounts to be paid into it in accordance with this ordinance and the parameters for the Bond Sale Terms set forth in Section 5 of this ordinance, the City Council has exercised due regard for the cost of operation and maintenance of the Drainage and Wastewater System, and is not setting aside into the Parity Bond Account a greater amount than in the judgment of the City Council, based on the rates established from time to time consistent with subsection 16(b) of this ordinance, will be sufficient, in the judgment of the City

Council, to meet all expenses of operation and maintenance of the Drainage and Wastewater System and to provide the amounts previously pledged for the payment of all outstanding obligations payable out of Gross Revenues and pledged for the payment of the Bonds. Therefore, the City Council hereby finds that the issuance and sale of the Bonds is in the best interest of the City and in the public interest.

Section 4. **Manner of Sale of Bonds**. The Director of Finance may provide for the sale of each Series by competitive sale, negotiated sale, limited offering, or private placement and may select and enter into agreements with remarketing agents or providers of liquidity with respect to Variable Interest Rate Bonds. The Purchaser of each Series shall be chosen through a selection process acceptable to the Director of Finance. The Director of Finance is authorized to specify a date and time of sale and a date and time for the delivery of each Series; in the case of a competitive sale, to provide an official notice of sale including bid parameters and other bid requirements, and provide for the use of an electronic bidding mechanism; to determine matters relating to a forward or delayed delivery of the Bonds; and to determine such other matters and take such other action as, in the Director's determination, may be necessary, appropriate, or desirable in order to carry out the sale of each Series. Each Series must be sold on Bond Sale Terms consistent with the parameters set forth in Section 5 of this ordinance.

Section 5. **Appointment of Designated Representative; Bond Sale Terms**.

(a) **Designated Representative**. The Director of Finance is appointed to serve as the City's designated representative in connection with the issuance and sale of the Bonds in accordance with RCW 39.46.040(2) and this ordinance.

(b) **Parameters for Bond Sale Terms**. The Director of Finance is authorized to approve, on behalf of the City, Bond Sale Terms for the sale of the Bonds in one or more Series, and, in connection with each such sale, to execute a Bond Purchase Contract (or, in the case of a competitive sale, a Pricing Certificate) confirming the Bond Sale Terms and such related agreements as may be necessary or desirable, consistent with the following parameters:

(i) **Maximum Principal Amount.** The maximum aggregate principal amount of all Series of the Bonds authorized by this ordinance is not to exceed \$88 million.

(ii) **Date or Dates.** Each Bond shall be dated its Issue Date, as determined by the Director of Finance. The initial Issue Date (without restricting any reissuance date with respect to a Series of Variable Interest Rate Bonds) may be no later than December 31, 2024.

(iii) **Denominations.** The Bonds shall be issued in Authorized Denominations.

(iv) **Interest Rate(s).** Each Bond shall bear interest from its Issue Date or from the most recent date to which interest has been paid or duly provided, whichever is later, unless otherwise provided in the Bond Documents. Each Series of the Bonds shall bear interest at one or more fixed interest rates or Variable Interest Rates. The net interest cost for any fixed rate Series may not exceed a rate of 10 percent per annum. The Bond Documents for any Series may provide for multiple interest rates and interest rate modes, and may provide conditions and mechanisms for the Director of Finance to effect a conversion from one mode to another. Nothing in this ordinance shall be interpreted to prevent the Bond Documents for any Series from including a provision for adjustments to interest rates during the term of the Series upon the occurrence of certain events specified in the applicable Bond Documents.

(v) **Payment Dates.** Interest shall be payable on dates acceptable to the Director of Finance. Principal shall be payable on dates acceptable to the Director of Finance, which shall include payment at the maturity of each Bond, in accordance with any Sinking Fund Requirements applicable to Term Bonds, and otherwise in accordance with any redemption or tender provisions.

(vi) **Final Maturity.** Each Bond shall mature no later than 40 years after its Issue Date.

(vii) **Redemption Prior to Maturity.** The Bond Sale Terms may include redemption and tender provisions, as determined by the Director of Finance in his discretion, consistent with Section 8 of this ordinance and subject to the following:

(A) **Optional Redemption.** The Director of Finance may designate any Bond as subject

to optional redemption prior to its maturity. Any Bond that is subject to optional redemption prior to maturity must be callable on at least one or more dates occurring not more than 10½ years after the Issue Date, consistent with subsection 8(a) of this ordinance.

(B) Mandatory Redemption. The Director of Finance may designate any Bond as a Term Bond, subject to mandatory redemption prior to its maturity on the dates and in principal payment amounts set forth in Sinking Fund Requirements, consistent with subsection 8(b) of this ordinance.

(C) Extraordinary Redemptions. The Director of Finance may designate any Bond as subject to extraordinary optional redemption or extraordinary mandatory redemption upon the occurrence of an extraordinary event, as such event or events may be set forth in the applicable Bond Documents, consistent with subsection 8(c) of this ordinance.

(D) Tender Options. The Director of Finance may designate any Variable Interest Rate Bond as subject to tender options, as set forth in the applicable Bond Documents.

(viii) Price. The Director of Finance may approve in the Bond Sale Terms an aggregate purchase price for each Series of the Bonds that is, in the Director's judgment, the price that produces the most advantageous borrowing cost for the City, consistent with the parameters set forth in this ordinance and in any applicable bid documents.

(ix) Other Terms and Conditions.

(A) Expected Life of Capital Facilities. As of the Issue Date of each Series, the Director of Finance must additionally find to the Director's satisfaction that the average expected life of the capital facilities to be financed with the proceeds (or allocable share of proceeds) of that Series must exceed the weighted average maturity of such Series (or share thereof) allocated to financing those capital facilities.

(B) Parity Conditions Satisfied. As of the Issue Date of each Series, the Director of Finance must find that the Parity Conditions have been met or otherwise satisfied, so that such Series is permitted to be issued as Parity Bonds.

(C) **Additional Terms, Conditions, and Agreements.** The Bond Sale Terms for any Series may provide for Bond Insurance, a Reserve Security, Qualified Letter of Credit, credit enhancement, or for any other Payment Agreement as the Director of Finance may find necessary or desirable. The Bond Sale Terms for any Series may provide for multiple interest rate modes and may include provisions for conversion from any interest rate mode to any other mode. To that end, the Bond Sale Terms may include such additional terms, conditions, and covenants as may be necessary or desirable, including but not limited to: restrictions on investment of Bond proceeds and pledged funds (including any escrow established for the defeasance of the Bonds), provisions for the conversion of interest rate modes, provisions for the reimbursement of a credit enhancement provider or Qualified Counterparty, and requirements to give notice to or obtain the consent of a credit enhancement provider or a Qualified Counterparty. The Director of Finance is authorized to execute, on behalf of the City, such additional certificates and agreements as may be necessary or desirable to reflect such terms, conditions, and covenants.

(D) **Reserve Requirement.** The Bond Sale Terms must establish whether the Series is to be treated as Covered Parity Bonds and must establish the method of providing for the Reserve Requirement, consistent with Section 15 of this ordinance.

(E) **Tax Status of the Bonds.** The Director of Finance may determine that any Series of the Bonds may be designated or qualified as Tax-Exempt Bonds, Taxable Bonds or Tax Credit Subsidy Bonds, consistent with Section 22 of this ordinance.

Section 6. **Bond Registrar; Registration and Transfer of Bonds.**

(a) **Registration of Bonds; Bond Registrar.** The Bonds shall be issued only in registered form as to both principal and interest and shall be recorded on the Bond Register. The Fiscal Agent is appointed to act as Bond Registrar for each Series of the Bonds, unless otherwise determined by the Director of Finance.

(b) **Transfer and Exchange of Bonds.** The Bond Registrar shall keep, or cause to be kept, sufficient books for the registration and transfer of the Bonds, which shall be open to inspection by the City at all times.

The Bond Register shall contain the name and mailing address of the Registered Owner of each Bond and the principal amount and number of each of the Bonds held by each Registered Owner.

The Bond Registrar is authorized, on behalf of the City, to authenticate and deliver Bonds transferred or exchanged in accordance with the provisions of the Bonds and this ordinance, to serve as the City's paying agent for the Bonds and to carry out all of the Bond Registrar's powers and duties under this ordinance and the Registration Ordinance.

The Bond Registrar shall be responsible for its representations contained in the Bond Registrar's certificate of authentication on the Bonds. The Bond Registrar may become an Owner of Bonds with the same rights it would have if it were not the Bond Registrar and, to the extent permitted by law, may act as depository for and permit any of its officers or directors to act as members of, or in any other capacity with respect to, any committee formed to protect the rights of Owners.

Bonds surrendered to the Bond Registrar may be exchanged for Bonds in any Authorized Denomination of an equal aggregate principal amount and of the same Series, interest rate and maturity. Bonds may be transferred only if endorsed in the manner provided thereon and surrendered to the Bond Registrar. Any exchange or transfer shall be without cost to an Owner or transferee. The Bond Registrar shall not be obligated to exchange or transfer any Bond during the period between the Record Date and the corresponding interest payment or principal redemption date.

(c) Securities Depository; Book-Entry Form. Unless otherwise determined by the Director of Finance, the Bonds initially shall be issued in Book-Entry Form and registered in the name of the Securities Depository. The Bonds so registered shall be held fully immobilized in Book-Entry Form by the Securities Depository in accordance with the provisions of the Letter of Representations. Neither the City nor the Bond Registrar shall have any responsibility or obligation to participants of the Securities Depository or the persons for whom they act as nominees with respect to the Bonds regarding the accuracy of any records maintained by the Securities Depository or its participants of any amount in respect of principal of or interest on the Bonds, or

any notice that is permitted or required to be given to Registered Owners hereunder (except such notice as is required to be given by the Bond Registrar to the Securities Depository). Registered ownership of a Bond initially held in Book-Entry Form, or any portion thereof, may not be transferred except: (i) to any successor Securities Depository; (ii) to any substitute Securities Depository appointed by the City or such substitute Securities Depository's successor; or (iii) to any person if the Bond is no longer held in Book-Entry Form.

Upon the resignation of the Securities Depository from its functions as depository, or upon a determination by the Director of Finance to discontinue utilizing the then-current Securities Depository, the Director of Finance may appoint a substitute Securities Depository. If the Securities Depository resigns from its functions as depository and no substitute Securities Depository can be obtained, or if the Director of Finance determines not to utilize a Securities Depository, then the Bonds shall no longer be held in Book-Entry Form and ownership may be transferred only as provided herein.

Nothing in this ordinance shall prevent the Bond Sale Terms from providing that a Series of the Bonds shall be issued in certificated form without utilizing a Securities Depository, and that the Bonds of such Series shall be registered as of their Issue Date in the names of the Owners thereof, in which case ownership may be transferred only as provided in this ordinance.

(d) Lost or Stolen Bonds. In case any Bond shall be lost, stolen or destroyed, the Bond Registrar may authenticate and deliver a new bond or bonds of like amount, date, tenor, and effect to the Registered Owner(s) thereof upon the Registered Owner(s)' paying the expenses and charges of the City in connection therewith and upon filing with the Bond Registrar evidence satisfactory to the Bond Registrar that such bond or bonds were actually lost, stolen or destroyed and of Registered Ownership thereof, and upon furnishing the City with indemnity satisfactory to both.

Section 7. **Payment of Bonds.**

(a) Payment. Each Bond shall be payable in lawful money of the United States of America on the dates and in the amounts as provided in the Bond Documents applicable to that Series. Principal of and interest on

each Bond issued as a Parity Bond shall be payable solely out of the Parity Bond Account and shall not be a general obligation of the City. No Bonds of any Series shall be subject to acceleration under any circumstances.

(b) **Bonds Held In Book-Entry Form.** Principal of and interest on each Bond held in Book-Entry Form shall be payable in the manner set forth in the Letter of Representations.

(c) **Bonds Not Held In Book-Entry Form.** Interest on each Bond not held in Book-Entry Form shall be payable by electronic transfer on the interest payment date, or by check or draft of the Bond Registrar mailed on the interest payment date to the Registered Owner at the address appearing on the Bond Register on the Record Date. The City, however, is not required to make electronic transfers except pursuant to a request by a Registered Owner in writing received at least ten days prior to the Record Date and at the sole expense of the Registered Owner. Principal of each Bond not held in Book-Entry Form shall be payable upon presentation and surrender of the Bond by the Registered Owner to the Bond Registrar.

Section 8. **Redemption and Purchase of Bonds.**

(a) **Optional Redemption.** All or some of the Bonds may be subject to redemption prior to their stated maturity dates at the option of the City at the times and on the terms set forth in the applicable Bond Documents.

(b) **Mandatory Redemption.** All or some of the Bonds of any Series may be designated as Term Bonds, subject to mandatory redemption in Sinking Fund Requirements, as set forth in the applicable Bond Documents. If not redeemed or purchased at the City's option prior to maturity, Term Bonds (if any) must be redeemed, at a price equal to 100 percent of the principal amount to be redeemed plus accrued interest, on the dates and in the years and Sinking Fund Requirements as set forth in the applicable Bond Documents. If the City optionally redeems or purchases a Term Bond prior to maturity, the principal amount of that Term Bond that is so redeemed or purchased (irrespective of its redemption or purchase price) shall be credited against the remaining Sinking Fund Requirements for that Term Bond in the manner as directed by the Director of Finance. In the absence of direction by the Director of Finance, credit shall be allocated to the remaining Sinking Fund

Requirements for that Term Bond on a *pro rata* basis.

(c) **Extraordinary Redemption Provisions.** All or some of the Bonds of any Series may be subject to extraordinary optional or extraordinary mandatory redemption prior to maturity upon the occurrence of an extraordinary event, at the prices, in the principal amounts, and on the dates, all as set forth in the applicable Bond Documents.

(d) **Selection of Bonds for Redemption; Partial Redemption.** If fewer than all of the outstanding Bonds are to be redeemed at the option of the City, the Director of Finance shall select the Series and maturity or maturities to be redeemed. If less than all of the principal amount of a maturity of the selected Series is to be redeemed, if such Series is held in Book-Entry Form, the portion of such maturity to be redeemed shall be selected for redemption by the Securities Depository in accordance with the Letter of Representations, and if the Series is not then held in Book-Entry Form, the portion of such maturity to be redeemed shall be selected by the Bond Registrar randomly in such manner as the Bond Registrar shall determine. All or a portion of the principal amount of any Bond that is to be redeemed may be redeemed in any applicable Authorized Denomination. If less than all of the outstanding principal amount of any Bond is redeemed, upon surrender of that Bond to the Bond Registrar there shall be issued to the Registered Owner, without charge, a new Bond (or Bonds, at the option of the Registered Owner) of the same Series, maturity, and interest rate in any Authorized Denomination in the aggregate principal amount to remain outstanding.

(e) **Purchase.** The City reserves the right and option to purchase any or all of the Bonds at any time at any price acceptable to the City plus accrued interest to the date of purchase.

Section 9. **Notice of Redemption; Rescission of Notice.** Unless otherwise set forth in the applicable Bond Documents, the City must cause notice of any intended redemption of Bonds to be given not fewer than 20 nor more than 60 days prior to the date fixed for redemption by first class mail, postage prepaid, to the Registered Owner of any Bond to be redeemed at the address appearing on the Bond Register on the Record Date, and the requirements of this sentence shall be deemed to have been fulfilled when notice has been mailed

as so provided, whether or not it is actually received by the Owner of any Bond. Interest on Bonds called for redemption shall cease to accrue on the date fixed for redemption unless the Bond or Bonds called are not redeemed when presented pursuant to the call.

In the case of an optional or extraordinary optional redemption, the notice may state that the City retains the right to rescind the redemption notice and the related optional redemption of Bonds by giving a notice of rescission to the affected Registered Owners at any time on or prior to the scheduled optional redemption date. Any notice of optional redemption that is rescinded by the Director of Finance shall be of no effect, and the Bonds for which the notice of optional redemption has been rescinded shall remain outstanding.

Section 10. **Failure to Pay Bonds.** If any Bond is not paid when properly presented at its maturity or redemption date, the City shall be obligated to pay, solely from the Parity Bond Account and the other sources pledged in this ordinance, interest on that Bond at the same rate provided on that Bond from and after its maturity or redemption date until that Bond, including principal, redemption premium (if any), and interest, is paid in full or until sufficient money for its payment in full is on deposit in the Parity Bond Account and that Bond has been called for payment by giving notice of that call to the Registered Owner of that Bond.

Section 11. **Form and Execution of Bonds.** The Bonds shall be typed, printed, or reproduced in a form consistent with the provisions of this ordinance and State law; shall be signed by the Mayor and Director of Finance, either or both of whose signatures may be manual or in facsimile; and the seal of the City or a facsimile reproduction thereof shall be impressed or printed thereon.

Only Bonds bearing a certificate of authentication in substantially the following form (with the designation, year, and Series adjusted consistent with this ordinance), manually signed by the Bond Registrar, shall be valid or obligatory for any purpose or entitled to the benefits of this ordinance: “This Bond is one of the fully registered The City of Seattle, Washington, [Drainage and Wastewater Revenue Bonds], [Year], [Series], described in [this ordinance].” The authorized signing of a certificate of authentication shall be conclusive evidence that the Bond so authenticated has been duly executed, authenticated and delivered and is

entitled to the benefits of this ordinance.

If any officer whose manual or facsimile signature appears on a Bond ceases to be an officer of the City authorized to sign bonds before the Bond bearing the officer's manual or facsimile signature is authenticated or delivered by the Bond Registrar or issued by the City, that Bond nevertheless may be authenticated, delivered and issued and, when authenticated, issued and delivered, shall be as binding on the City as though that person had continued to be an officer of the City authorized to sign bonds. Any Bond also may be signed on behalf of the City by any person who, on the actual date of signing of the Bond, is an officer of the City authorized to sign bonds, although that person did not hold the required office on the date of issuance of that Series of the Bonds.

Section 12. **Construction Account; Deposit of Proceeds.** An account to be known as the Drainage and Wastewater Construction Subaccount, 2022 is created in the Drainage and Wastewater Construction Account within the Drainage and Wastewater Fund. After depositing accrued interest (if any) into the Principal and Interest Subaccount and depositing amounts necessary to provide for the Reserve Requirement (if any) into the Reserve Subaccount, the remaining principal proceeds of the sale of a Series of the Bonds shall be deposited into the Construction Account (or such other fund or account as may be directed by the Director of Finance) to be used (a) to pay part of the costs of carrying out the Plan of Additions, and (b) to pay capitalized interest on (if necessary) and the costs of issuance of the Series. Until needed to pay such costs, the City may invest principal proceeds and interest thereon temporarily in any Permitted Investments, and the investment earnings may, as determined by the Director of Finance, be either (a) retained in the Construction Account to be spent for the purposes of that account, or (b) deposited in the Parity Bond Account.

Section 13. **Security for the Bonds; Parity with Outstanding Parity Bonds.** The Bonds shall be special limited obligations of the City payable from and secured solely by the Net Revenue (including all ULID Assessments, if any) and money in the Parity Bond Account and the subaccounts therein, *except that from and after the Reserve Covenant Date, money in the Reserve Subaccount shall secure only Covered Parity Bonds.*

The Net Revenue (including all ULID Assessments, if any) is pledged to make the payments into the Parity Bond Account required by this ordinance. This pledge constitutes a charge and lien upon such Net Revenue prior and superior to all other liens and charges whatsoever.

The Bonds shall be issued on parity with the Outstanding Parity Bonds and all Future Parity Bonds, without regard to date of issuance or authorization and without preference or priority of right or lien. Nothing in this ordinance prevents the City from issuing revenue bonds or other obligations that are a charge or lien upon Net Revenue subordinate to the payments required to be made from Net Revenue into the Parity Bond Account and the subaccounts therein. The City covenants that, for as long as any Bond is outstanding, it will not issue any other revenue obligations (or create any special fund or account therefor), which will have any priority over or which will rank on a parity with the payments required in respect of the Parity Bonds, and that it will issue Future Parity Bonds only accordance with Section 17 of this ordinance.

The Bonds shall not constitute general obligations of the City, the State, or any political subdivision of the State or a charge upon any general fund or upon any money or other property of the City, the State or any political subdivision of the State not specifically pledged by this ordinance.

Section 14. **Priority Expenditure of Gross Revenue; Flow of Funds.** Gross Revenue shall be deposited as received in the Drainage and Wastewater Fund and used for the following purposes only, in the following order of priority:

- (a) To pay the Operating and Maintenance Expense;
- (b) To make all payments into the Principal and Interest Subaccount required to be made in order to pay the interest on and principal of all Parity Bonds (including all net payments under Parity Payment Agreements) when due;
- (c) To make all payments required to be made into the Reserve Subaccount with respect to Parity Bonds secured by the Reserve Subaccount;
- (d) To make all payments required to be made into any revenue bond, note, warrant or other revenue

obligation redemption fund, debt service account, or reserve account created to pay and secure the payment of the principal of and interest on any revenue bonds or short-term obligations of the City having a charge and lien upon Net Revenue subordinate to the lien thereon for the payment of the principal of and interest on the Parity Bonds; and

(e) Without priority, to any of the following purposes: to retire by redemption or purchase any outstanding revenue bonds or revenue obligations of the Drainage and Wastewater System; to make necessary additions, betterments, improvements, or repairs to, or extensions and replacements of the Drainage and Wastewater System; to pay City taxes or other payments in lieu of taxes payable from Gross Revenue; to make deposits to the Rate Stabilization Account; or for any other lawful purpose of the Drainage and Wastewater System.

Section 15. **Parity Bond Account.** A special account of the City known as the Parity Bond Account has been previously created and shall be maintained as a separate account within the Drainage and Wastewater Fund, for the sole purpose of paying the principal of and premium, if any, and interest on the Parity Bonds as the same shall become due. The Parity Bond Account consists of the Principal and Interest Subaccount and the Reserve Subaccount, and may additionally include such subaccounts as the Director of Finance may deem necessary, so long as the maintenance of such subaccounts does not conflict with the rights of the owners of Parity Bonds. Principal of, premium (if any) and interest on the Parity Bonds shall be payable out of the Parity Bond Account.

(a) **Required Payments Into the Parity Bond Account.** So long as any Parity Bonds are outstanding (including amounts required under any Parity Payment Agreement), the City shall set aside and pay into the Parity Bond Account all ULID Assessments on their collection and, out of Net Revenue, certain fixed amounts without regard to any fixed proportion, namely:

(i) Into the Principal and Interest Subaccount on or before each date on which interest on or principal of Parity Bonds (including Sinking Fund Requirements and net payments under any Parity Payment

Agreements) shall become due and payable, an amount that will be sufficient, together with other money on deposit therein, to pay such principal, interest, Sinking Fund Requirements, and net payments then due on Parity Payment Agreements as the same shall become due; and

(ii) Into the Reserve Subaccount an amount necessary to provide for the Reserve Requirement within the time and in the manner required by this ordinance and the Bond Sale Terms. The amount necessary, if any, to satisfy the Reserve Requirement upon the issuance of a Series of the Bonds may be funded (A) on the Issue Date, by a deposit of bond sale proceeds, available funds of the Drainage and Wastewater System, or a Reserve Security; or (B) in annual installments from Net Revenue so that the Reserve Requirement is fully funded by no later than the fifth anniversary of the Issue Date of such Series. The manner of funding the Reserve Requirement for the Bonds shall be set forth in the Bond Sale Terms.

To meet the required payments to be made into the Parity Bond Account, the Director of Finance may transfer any money from any funds or accounts of the City legally available therefor, except bond redemption funds, refunding escrow funds or defeasance funds. The Director of Finance may provide for the purchase, redemption or defeasance of any Parity Bonds by the use of money on deposit in any subaccount in the Parity Bond Account as long as the money remaining in those subaccounts is sufficient to satisfy the required deposits in those subaccounts for the remaining Parity Bonds.

(b) **Reserve Subaccount.** The Reserve Subaccount previously has been created and maintained as a subaccount within the Parity Bond Account for the purpose of securing the payment of the principal of and interest on all Parity Bonds outstanding (including amounts due under any Parity Payment Agreements if required under such agreement). The City covenants that it will at all times, so long as any Covered Parity Bonds are outstanding, maintain the Reserve Subaccount at the Reserve Requirement (taking into account scheduled payments to fund the Reserve Requirement over time), as it is adjusted from time to time, except for withdrawals as authorized by this ordinance. Any withdrawals authorized below from subaccounts within the Reserve Subaccount shall be made on a pro rata basis except if the provider of a Reserve Security requires all

cash and investments in the Reserve Subaccount to be withdrawn before draws on the Reserve Security, or unless the City receives an opinion of Bond Counsel to the effect that such pro rata withdrawal is not required to maintain the exclusion of interest on the Parity Bonds then outstanding from gross income for federal income tax purposes.

(i) **Use of Reserve Subaccount for Payment of Debt Service.** In the event of a deficiency in the Principal and Interest Subaccount to meet current installments of either principal (including Sinking Fund Requirements) or interest (including amounts payable under any Parity Payment Agreement), the Director of Finance may make withdrawals of money or proceeds of Reserve Security in the Reserve Subaccount. ***From and after the Reserve Covenant Date, the withdrawals authorized by this paragraph shall be limited to the amounts necessary to meet current installments of either principal (or Sinking Fund Requirements) or interest (including net payments under Parity Payment Agreements) with respect to Covered Parity Bonds.*** Any deficiency created in the Reserve Subaccount by reason of any such withdrawal or claim against a Reserve Security shall then be made up from the ULID Assessments and Net Revenue first available after making necessary provisions for the required payments into the Principal and Interest Subaccount.

(ii) **Application of Funds in Reserve Account.** The money in the Reserve Subaccount may be applied to the payment of the last outstanding Covered Parity Bonds, and when the total amount in the Parity Bond Account (including investment earnings) equals the total amount of principal and interest for all then-outstanding Covered Parity Bonds to the last maturity thereof, no further payment need be made into the Parity Bond Account in respect of the Covered Parity Bonds. Money in the Reserve Subaccount (including investment earnings) in excess of the Reserve Requirement may be withdrawn and deposited in the Principal and Interest Subaccount and spent for the purpose of retiring Covered Parity Bonds or may be deposited in any other fund or account and spent for any other lawful Drainage and Wastewater System purpose.

(c) **Investment of Money in Parity Bond Account.** All money in the Parity Bond Account may be kept in cash or invested in Permitted Investments maturing not later than the date when needed (for investments

in the Principal and Interest Subaccount) or the last maturity of any outstanding Parity Bonds (for investments in the Reserve Subaccount). In no event shall any money in the Parity Bond Account or any other money reasonably expected to be used to pay principal of and/or interest on the Parity Bonds be invested at a yield which would cause any Series issued as Tax-Exempt Bonds or Tax Credit Subsidy Bonds to be arbitrage bonds within the meaning of Section 148 of the Code. Income from investments in the Principal and Interest Subaccount shall be deposited in that subaccount. Income from investments in the Reserve Subaccount shall be deposited in that subaccount until the amount therein is equal to the Reserve Requirement for all Parity Bonds, and thereafter shall be deposited in the Principal and Interest Subaccount. Notwithstanding the provisions for deposit or retention of earnings in the Parity Bond Account, any earnings which are subject to a federal tax or rebate requirement may be withdrawn from the Parity Bond Account for deposit in a separate fund or account for that purpose. If no longer required for such rebate, money in that separate fund or account shall be returned to the Parity Bond Account.

(d) **Failure to Deposit Money in Parity Bond Account.** If the City fails to set aside and pay into the Parity Bond Account, or the subaccounts therein, the amounts set forth in this section, the registered owner of any of the outstanding Parity Bonds may bring action against the City for failure to make the required deposits to the Parity Bond Account only in accordance with Section 25 of this ordinance regarding Events of Default.

Section 16. **Parity Bond Covenants.** The City covenants with the Owner of each Bond at any time outstanding, as follows:

(a) **Operation and Maintenance of the Drainage and Wastewater System.** The City will pay all Operating and Maintenance Expense and otherwise meet the obligations of the City under this ordinance. It will at all times maintain and keep the Drainage and Wastewater System in good repair, working order and condition, will make all necessary and proper additions, betterments, renewals and repairs thereto, and improvements, replacements and extensions thereof so that at all times the business carried on in connection therewith will be properly and advantageously conducted, and will at all times operate or cause to be operated

the Drainage and Wastewater System and the business in connection therewith in an efficient manner and at a reasonable cost.

(b) **Establishment and Collection of Rates and Charges.** The City will establish, maintain, revise as necessary, and collect rates and charges for services and facilities provided by the Drainage and Wastewater System so that Adjusted Net Revenue in each fiscal year will be at least equal to the Coverage Requirement. The failure of the City to comply with this subsection shall not be an Event of Default if the City promptly retains an Independent Utility Consultant to recommend to the City Council adjustments in the rates of the Drainage and Wastewater System necessary to meet the requirements of this subsection and if the City Council adopts the recommended modifications within 180 days of the date the failure became known to the City Council.

(c) **Sale or Disposition of Drainage and Wastewater System.** The City will not sell, lease, mortgage, or in any manner encumber or dispose of all of the property of the Drainage and Wastewater System unless provision is made for the payment into the Parity Bond Account of an amount sufficient to pay the principal of (including redemption premium, if any) and interest on Parity Bonds then outstanding; and it will not sell, lease, mortgage, or in any manner encumber or dispose of (each a “transfer”) any part of the property of the Drainage and Wastewater System that is used, useful and material to the operation thereof, except consistent with one or more of the following:

(i) If provision is made for replacement thereof, or for payment into the Parity Bond Account of the total amount of Gross Revenue received from the portion of the Drainage and Wastewater System transferred, which shall not be less than an amount which shall bear the same ratio to the amount of Parity Bonds then outstanding as the Gross Revenue available for debt service for such outstanding bonds for the 12 months preceding such transfer from the portion of the Drainage and Wastewater System so transferred bears to the Gross Revenue available for debt service for the then outstanding Parity Bonds from the entire Drainage and Wastewater System of the City for the same period. Any such money so paid into the Parity Bond Account

shall be used to retire such Parity Bonds at the earliest possible date; or

(ii) If the aggregate depreciated cost value of the property being transferred under this subsection in any fiscal year comprises no more than 5 percent of the total assets of the Drainage and Wastewater System; or

(iii) If the proceeds from such transfer are used to acquire new useful operating facilities or properties of the Drainage and Wastewater System, or are used to retire outstanding Parity Bonds or other revenue obligations of the Drainage and Wastewater System, and if, at the time of such transfer, the City has on file a certificate of both the Director of Finance and the Director of Seattle Public Utilities (or any officer who succeeds to substantially all of the responsibilities of either office) demonstrating that in their opinion, upon such transfer and the use of proceeds of the transfer as proposed by the City, the remaining facilities of the Drainage and Wastewater System will retain their operational integrity and, based on the financial statements for the most recent fiscal year available, the proposed transfer would not prevent the Drainage and Wastewater System from complying with the Coverage Requirement during the five fiscal years following the fiscal year in which the transfer is to occur. The certificate shall take into account (A) the reduction in revenue and expenses, if any, resulting from the transfer; (B) the use of any proceeds of the transfer for the redemption of Parity Bonds; (C) the estimate of revenue from customers anticipated to be served by any additions to and betterments and extensions of the Drainage and Wastewater System financed in part by the proposed portion of the proceeds of the transfer; and (D) any other adjustment permitted in the preparation of a certificate under subsection 17(b) of this ordinance. Before such a transfer, the City also must obtain confirmation from each of the Rating Agencies to the effect that the rating then in effect will not be reduced or withdrawn upon such transfer.

(d) **Books and Records.** The City will keep proper and separate accounts and records in which complete and separate entries shall be made of all transactions relating to the Drainage and Wastewater System, and it will furnish the Registered Owner(s) of the Bonds or any subsequent Registered Owner(s) thereof, at the written request of such Registered Owner(s), complete operating and income statements of the Drainage and

Wastewater System in reasonable detail covering any fiscal year not more than six months after the close of such fiscal year, and it will grant any Registered Owner(s) of at least 25 percent of the outstanding Bonds the right at all reasonable times to inspect the entire Drainage and Wastewater System and all records, accounts and data of the City relating thereto. Upon request of any Registered Owner of any of the Bonds, it also will furnish to such Registered Owner a copy of the most recently completed audit of the Drainage and Wastewater System's accounts by the State Auditor.

Section 17. **Future Parity Bonds.**

(a) **Issuance of Future Parity Bonds.** The City reserves the right to issue Future Parity Bonds and to enter into Parity Payment Agreements for any lawful purpose of the Drainage and Wastewater System (including for the purpose of refunding a portion of the then-outstanding Parity Bonds) only if, at the time of the issuance of such series of Future Parity Bonds (or upon the effective date of the Parity Payment Agreement), the following conditions are satisfied:

(i) There must be no deficiency in the Parity Bond Account, and no Event of Default with respect to any Parity Bonds shall have occurred and be continuing.

(ii) The Bond Documents must provide that all ULID Assessments shall be paid directly into the Parity Bond Account.

(iii) The Bond Documents must provide for the payment of the principal thereof and the interest thereon out of the Parity Bond Account.

(iv) The Bond Documents must provide for the payment of any Sinking Fund Requirements from money in the Principal and Interest Subaccount.

(v) For each series of Future Parity Bonds that is to be issued as a series of Covered Parity Bonds, the Bond Documents must provide for the deposit into the Reserve Subaccount of an amount, if any, necessary to fund the Reserve Requirement upon the issuance of those Future Parity Bonds (if any), which requirement may be satisfied: (A) by a deposit, made on the Issue Date of such series, of proceeds of that series

of Future Parity Bonds or other money legally available for such purpose; (B) by obtaining one or more Reserve Securities (or a deposit of cash plus Reserve Securities) available to be drawn upon in specific amounts to be paid into the Reserve Subaccount and credited against the deposits required to be maintained in the Reserve Subaccount; or (C) by a deposit of amounts necessary to fund the Reserve Requirement from ULID Assessments and Net Revenue within five years from the date of issuance of those Future Parity Bonds, in five approximately equal annual payments. Immediately prior to the issuance of Future Parity Bonds, amounts then deposited in the Reserve Subaccount shall be valued as determined on the most recent annual financial report of the City applicable to the Drainage and Wastewater System, and the additional amounts, if any, required to be deposited into the Reserve Subaccount to satisfy the Reserve Requirement shall be based on that valuation.

(vi) There must be on file with the City a Parity Certificate as described in subsection (b).

However, if the proposed Future Parity Bonds (or any portion thereof) are to be issued for the purpose of refunding outstanding Parity Bonds (referred to as the “Refunding Parity Bonds”), no Parity Certificate shall be required as to that portion issued for refunding purposes if the Director of Finance finds and certifies that the Adjusted Annual Debt Service on the refunding portion of the proposed Refunding Parity Bonds is not more than \$5,000 greater than the Adjusted Annual Debt Service on the Parity Bonds to be refunded thereby. Alternatively, Refunding Parity Bonds may be issued upon delivery of a Parity Certificate.

(b) Parity Certificate. A Parity Certificate required under subsection (a)(vi) may be provided as follows:

(i) A certificate may be prepared and signed by the Director of Finance, demonstrating that during any 12 consecutive calendar months out of the immediately preceding 24 calendar months Adjusted Net Revenue was at least equal to the Coverage Requirement for all Parity Bonds plus the Future Parity Bonds proposed to be issued (and assuming that the debt service of the proposed Future Parity Bonds for that 12-month period was the Average Annual Debt Service for those proposed Future Parity Bonds); or

(ii) A certificate may be prepared and signed by both the Director of Finance and the Director of

Seattle Public Utilities (or any officer who succeeds to substantially all of the responsibilities of either office), demonstrating that, in their opinion, Adjusted Net Revenue for the five fiscal years next following the earlier of (A) the end of the period during which interest on those Future Parity Bonds is to be capitalized or, if no interest is capitalized, the fiscal year in which the Future Parity Bonds are issued, or (B) the date on which substantially all the new facilities financed with those Future Parity Bonds are expected to commence operations, such Adjusted Net Revenue, further adjusted as provided in subsections (b)(ii)(1) through (4), will be at least equal to the Coverage Requirement. That certificate may take into account the following adjustments:

(1) Any changes in rates in effect and being charged, or rates expected to be charged in accordance with a program of specific rates, rate levels or increases in overall rate revenue approved by ordinance or resolution;

(2) Net revenue from customers of the Drainage and Wastewater System who have become customers during the 12-consecutive-month period or thereafter, and their estimate of net revenue from any customers to be connected to the Drainage and Wastewater System who have paid the required connection charges, adjusted to reflect one year's net revenue from those customers;

(3) Their estimate of net revenue from customers anticipated to be served by facilities or improvements financed in substantial part by those Future Parity Bonds (or additional Parity Bonds expected to be issued during the five-year period); and

(4) Net revenue from any person, firm, corporation or municipal corporation under any executed contract for drainage and wastewater or other utility service, which revenue was not included in historical Net Revenue of the Drainage and Wastewater System.

(c) **Other Provisions.** Nothing contained in this ordinance shall prevent the City from issuing Future Parity Bonds to refund maturing Parity Bonds, money for the payment of which is not otherwise available, or revenue bonds that are a charge or lien upon Net Revenue subordinate to the charge or lien of the Parity Bonds,

or from pledging to pay Net Revenue and/or assessments levied for ULID improvements constructed from the proceeds of subordinate lien bonds into a bond redemption fund created for the payment of the principal of and interest on subordinate lien bonds.

(d) Effect of Issuance of Future Parity Bonds. If the Parity Conditions are met and complied with at the time of the issuance of such Future Parity Bonds, then payments into the Parity Bond Fund with respect to such Future Parity Bonds shall rank equally with the payments out of the Net Revenue required to be made into the Parity Bond Fund by this ordinance. Nothing set forth herein shall prevent the City from (i) issuing revenue bonds or other obligations that are a charge upon the Net Revenue junior and inferior to the payments required to be made therefrom into the Parity Bond Fund for the payment of the Parity Bonds, provided that such subordinate bonds may not be subject to acceleration under any circumstances; or (ii) issuing Refunding Parity Bonds for the purpose of refunding Outstanding Parity Bonds, upon compliance with the Parity Conditions set forth in this section.

(e) Reserve Requirement; Election Not to Designate Bonds as Covered Parity Bonds.

Notwithstanding anything in this section to the contrary, the City may elect, by reflecting such election in the Bond Sale Terms relating to the issuance or sale of a series of Future Parity Bonds, that, from and after the Reserve Covenant Date, such series shall not be deemed to be a series of Covered Parity Bonds, shall not be secured by the amounts in the Reserve Account, and shall be excluded from the calculation of the Reserve Requirement.

Section 18. **Rate Stabilization Account.** The Rate Stabilization Account has been created as a separate account in the Drainage and Wastewater Fund. The City may at any time, as determined by the Director of Finance and consistent with the flow of funds set forth in Section 14 of this ordinance, deposit in the Rate Stabilization Account Gross Revenue and any other money received by the Drainage and Wastewater System and available for this purpose. The Director of Finance may, upon authorization by the City Council, withdraw any or all of the money in the Rate Stabilization Account for inclusion in Adjusted Gross Revenue for any fiscal

year of the City. Such deposits or withdrawals may be made up to and including the date 90 days after the end of the fiscal year for which the deposit or withdrawal will be included as Adjusted Gross Revenue. No deposit of Gross Revenue may be made into the Rate Stabilization Account to the extent that such deposit would prevent the City from meeting the Coverage Requirement in the relevant fiscal year.

Section 19. **Separate Utility Systems.** The City may create, acquire, construct, finance, own and operate one or more additional systems for drainage and wastewater service or other commodity or service relating to the Drainage and Wastewater System. The revenue of that separate utility system shall not be included in Gross Revenue and may be pledged to the payment of revenue obligations issued to purchase, construct, condemn or otherwise acquire or expand the separate utility system. Neither Gross Revenue nor Net Revenue shall be pledged by the City to the payment of any obligations of a separate utility system except (a) as a Contract Resource Obligation, upon compliance with Section 20 of this ordinance, or (b) with respect to the Net Revenue, on a basis subordinate to the lien of the Parity Bonds on that Net Revenue.

Section 20. **Contract Resource Obligations.** The City may at any time enter into one or more Contract Resource Obligations for the acquisition, from facilities to be constructed, of drainage and wastewater services or other commodity or service relating to the Drainage and Wastewater System, as follows:

(a) The City may determine that, and may agree under a Contract Resource Obligation to provide that, all payments under that Contract Resource Obligation (including payments prior to the time that drainage and wastewater services or other commodity or service is being provided, or during a suspension or after termination of supply or service) shall be an Operating and Maintenance Expense if the following requirements are met at the time such a Contract Resource Obligation is entered into:

(i) No Event of Default has occurred and is continuing; and

(ii) There shall be on file a certificate of an Independent Utility Consultant stating that (A) the payments to be made by the City in connection with the Contract Resource Obligation are reasonable for the commodity or service rendered; (B) any facilities to be constructed to provide the commodity or service are

sound from a drainage and wastewater services or other commodity or service planning standpoint, are technically and economically feasible in accordance with prudent utility practice, and are likely to provide such commodity or service no later than a date set forth in the Independent Utility Consultant's certification; and (C) Adjusted Net Revenue (further adjusted by the Independent Utility Consultant's estimate of the payments to be made in accordance with the Contract Resource Obligation) for the five fiscal years following the year in which the Contract Resource Obligation is incurred, as such Adjusted Net Revenue is estimated by the Independent Utility Consultant in accordance with the provisions of and adjustments permitted in subsection 17(b) of this ordinance, will be at least equal to the Coverage Requirement.

(b) Payments required to be made under Contract Resource Obligations shall not be subject to acceleration.

(c) Nothing in this section shall be deemed to prevent the City from entering into other agreements for the acquisition of drainage and wastewater services or other commodity or service from existing facilities and from treating those payments as an Operating and Maintenance Expense. Nothing in this section shall be deemed to prevent the City from entering into other agreements for the acquisition of drainage and wastewater services or other commodity or service from facilities to be constructed and from agreeing to make payments with respect thereto, such payments constituting a charge and lien on Net Revenue subordinate to that of the Parity Bonds.

Section 21. **Refunding and Defeasance of the Bonds.**

(a) **Bonds Designated as Refundable and Defeasible Bonds.** Each Series of the Bonds is designated as a series of "Refundable Bonds" for purposes of the Omnibus Refunding Ordinance and as "Defeasible Bonds" for purposes of the Omnibus Defeasance Ordinance.

(b) **Refunding; Defeasance.** The City may issue Refunding Parity Bonds pursuant to the laws of the State or use money available from any other lawful source (i) to pay when due the principal of (including premium, if any) and interest on any Bond, or any portion thereof, included in a refunding or defeasance plan

(the “Defeased Bonds”); (ii) to redeem and retire, release, refund, or defease the Defeased Bonds; and (iii) to pay the costs of such refunding or defeasance. If money and/or Government Obligations maturing at a time or times and in an amount sufficient (together with known earned income from the investment thereof) to redeem and retire, release, refund, or defease the Defeased Bonds in accordance with their terms is set aside in a special trust fund or escrow account irrevocably pledged to such redemption, retirement, or defeasance (the “Trust Account”), then all right and interest of the Owners of the Defeased Bonds in the covenants of this ordinance and in Net Revenue and the funds and accounts pledged to the payment of such Defeased Bonds, other than the right to receive the funds so set aside and pledged, thereafter shall cease and become void. Such Owners thereafter shall have the right to receive payment of the principal of and interest or redemption price on the Defeased Bonds from the Trust Account. After establishing and fully funding such a Trust Account, the Defeased Bonds shall be deemed to be no longer outstanding, and the Director of Finance may then apply any money in any other fund or account established for the payment or redemption of the Defeased Bonds to any lawful purpose.

(c) Notice of Defeasance or Refunding. Unless otherwise specified in the Bond Documents, notice of refunding or defeasance shall be given, and selection of Bonds for any partial refunding or defeasance shall be conducted, in the manner set forth in this ordinance for the redemption of Bonds.

(d) Annual Debt Service Calculation Adjustments for Defeased Bonds. If the refunding or defeasance plan provides (i) that the Defeased Bonds (or the Refunding Parity Bonds issued to redeem those Defeased Bonds) are to be secured by money and/or Government Obligations pending the redemption of the Defeased Bonds, and (ii) that certain money and/or Government Obligations are pledged irrevocably for the redemption of the Defeased Bonds, then only the debt service on such Bonds as are not Defeased bonds (and any Refunding Parity Bonds, the payment of which is not so secured by the refunding plan) shall be included in the calculation of Annual Debt Service.

Section 22. **Provisions Relating to Federal Tax Issues.** The Bond Documents may include such

additional terms and covenants relating to federal tax matters as the Director of Finance deems necessary or appropriate, including the following:

(a) **Tax-Exempt Bonds.** For each Series of the Bonds issued as Tax-Exempt Bonds, the City covenants that it will take all actions, consistent with the terms of such Series as set forth in the applicable Bond Documents that are reasonably within its power and necessary to prevent interest on that Series from being included in gross income for federal income tax purposes. The City further covenants that it will neither take any action nor make or permit any use of gross proceeds of that Series (or other funds of the City treated as gross proceeds of that Series) at any time during the term of such Series that will cause interest on such Series to be included in gross income for federal income tax purposes. The City also covenants that, to the extent the arbitrage rebate requirement of Section 148 of the Code is applicable to any Series issued as Tax-Exempt Bonds, it will take all actions necessary to comply (or to be treated as having complied) with that requirement in connection with that Series (including the calculation and payment of any penalties that the City may elect to pay as an alternative to calculating rebatable arbitrage and the payment of any other penalties if required under Section 148 of the Code) to prevent interest on such Series from being included in gross income for federal income tax purposes.

(b) **Taxable Bonds; Tax Credit Subsidy Bonds.** For each Series of the Bonds issued as Taxable Bonds or as Tax Credit Subsidy Bonds, the Director of Finance is authorized to make provision in the Bonds and other Bond Documents, to execute additional written agreements, and to make additional covenants on behalf of the City, all as the Director may deem necessary or appropriate in order to obtain, maintain, and administer such tax status. In the case of Tax Credit Subsidy Bonds, such additional covenants and agreement may include (without limiting the generality of the foregoing) those necessary in order for the City (i) to receive from the United States Treasury the applicable Tax Credit Subsidy Payments in respect of such Tax Credit Subsidy Bonds, and (ii) to ensure that such Series otherwise become and remain eligible for tax benefits under the Code.

Section 23. **Official Statement; Continuing Disclosure.**

(a) **Preliminary Official Statement.** The Director of Finance and other appropriate City officials are directed to cause the preparation of and review the form of a preliminary official statement in connection with each sale of one or more Series to the public. For the sole purpose of the Purchaser's compliance with paragraph (b)(1) of Rule 15c2-12, the Director of Finance is authorized to deem that preliminary official statement final as of its date, except for the omission of information permitted to be omitted by Rule 15c2-12. The City approves the distribution to potential purchasers of the Bonds of a preliminary official statement that has been deemed final in accordance with this subsection.

(b) **Final Official Statement.** The City approves the preparation of a final official statement for each sale of one or more Series to be sold to the public in the form of the preliminary official statement with such modifications and amendments as the Director of Finance deems necessary or desirable, and further authorizes the Director of Finance to execute and deliver such final official statement to the Purchaser. The City authorizes and approves the distribution by the Purchaser of that final official statement to purchasers and potential purchasers of the Bonds.

(c) **Undertaking to Provide Continuing Disclosure.** To meet the requirements of paragraph (b)(5) of Rule 15c2-12, as applicable to a participating underwriter for a Series of the Bonds, the Director of Finance is authorized to execute a written Continuing Disclosure Agreement with respect to that Series, in substantially the form attached to this ordinance as Exhibit B.

Section 24. **Supplemental or Amendatory Bond Documents.** This ordinance and the other applicable Bond Documents for any particular Series of the Bonds may not be supplemented or amended in any respect subsequent to the Issue Date of such Series, except in accordance with and subject to the provisions of this section.

(a) **Amendments Without Bond Owner Consent.** From time to time and at any time, without the consent of or notice to any owners of Parity Bonds, the City may supplement or amend the Bond Documents

applicable to any Series of the Bonds for any of the purposes set forth in this subsection (a). Any such supplement or amendment may be passed, adopted, or otherwise approved by the City, without requiring the consent of the registered owners of any Parity Bonds, but may become effective only upon receipt by the City of an opinion of Bond Counsel stating that such supplement or amendment is authorized or permitted by this ordinance and, upon the effective date thereof, will be valid and binding upon the City in accordance with its terms, and will not adversely affect the exclusion from gross income for federal income tax purposes of interest on the affected Series of the Bonds, if such Series was issued and sold as Tax-Exempt Bonds. The types of supplements and amendments permitted under this subsection (a) are as follows:

(i) To cure any formal defect, omission, inconsistency, or ambiguity in the Bond Documents for such Series in a manner not adverse to the owners of any Parity Bonds;

(ii) To impose upon the Bond Registrar (with its consent) for the benefit of the owners of Parity Bonds any additional rights, remedies, powers, authority, security, liabilities, or duties which may lawfully be granted, conferred, or imposed and which are not contrary to or inconsistent with such Bond Documents as theretofore in effect;

(iii) To add to the covenants and agreements of, and limitations and restrictions upon, the City in the Bond Documents, other covenants, agreements, limitations and restrictions to be observed by the City which are not contrary to or inconsistent with such Bond Documents as theretofore in effect;

(iv) To confirm, as further assurance, any pledge under (and the subjection to any claim, lien, or pledge created or to be created by) such Bond Documents on any other money, securities, or funds;

(v) To alter the Authorized Denominations of a Series of the Bonds and to make correlative amendments and modifications to the applicable Bond Documents regarding (A) exchangeability of such Bonds for Bonds of different authorized denominations, (B) redemptions of portions of Bonds of particular authorized denominations, and (C) similar amendments and modifications of a technical nature;

(vi) To comply with any future federal law or interpretation to preserve the exclusion of the

interest on any Series of the Bonds issued and sold as Tax-Exempt Bonds from gross income for federal income tax purposes and the entitlement of the City to receive from the United States Treasury the applicable Tax Credit Subsidy Payments in respect of any Series of the Bonds issued and sold as Tax Credit Subsidy Bonds;

(vii) To modify, alter, amend, or supplement the Bond Documents in any other respect which is not materially adverse to the owners of the Parity Bonds and does not involve a change described in subsection (c); and

(viii) To add to the covenants and agreements of (or limitations and restrictions upon) the City set forth in any Bond Documents, such additional or alternative covenants, agreements, limitations, or restrictions to be observed by the City as the City may determine are necessary or convenient to accommodate a provider of Qualified Insurance or provider of a Reserve Security and are not materially adverse to the owners of the Parity Bonds.

(b) Amendments With Bond Owner Consent. With the consent of registered owners of not less than 60 percent in aggregate principal amount of the Parity Bonds then outstanding, the City may pass, adopt, or otherwise approve any supplement or amendment (other than amendments requiring unanimous consent as set forth in subsection (c)) to any Bond Document that is deemed necessary or desirable by the City for the purpose of modifying, altering, amending, supplementing, or rescinding, in any particular, any of the terms or provisions contained in such Bond Document other than those terms and provisions described in subsection (c).

(c) Amendments Prohibited Except Upon Unanimous Consent. Unless approved in writing by or on behalf of the registered owner of each Parity Bond then outstanding, nothing contained in this section shall permit, or be construed as permitting (i) a change in the times, amounts, or currency of payment of the principal of or interest on any outstanding Parity Bond, (ii) a reduction in the principal amount or redemption price of any outstanding Parity Bond, (iii) a change in the method of determining the rate of interest thereon (other than a conversion to a new interest rate made in accordance with the applicable Bond Documents), (iv) a preference or priority of any Parity Bond over any other Parity Bond, or (v) a reduction in the percentage of the aggregate

principal amount of the then-outstanding Parity Bonds required to effect a change under subsection (b).

(d) **Notice to Bond Owners.** If at any time the City passes, adopts, or otherwise approves a supplement or amendment for any of the purposes of subsection (b) or (c), the Bond Registrar shall cause notice of the proposed supplement or amendment to be given by first class mail (i) to all registered owners of the then outstanding Parity Bonds, (ii) to each provider of Bond Insurance or a Reserve Security, and (iii) to each Rating Agency. Such notice shall briefly set forth the nature of the proposed supplement or amendment and shall state that a copy is on file at the office of the City Clerk for inspection by all owners of the then outstanding Parity Bonds.

(e) **Effective Date; Consents.** Any supplement or amendment, substantially as described in the notice mailed pursuant to subsection (d), may go into effect upon delivery to the Bond Registrar of (i) the required consents, in writing, of registered owners of the Parity Bonds, and (ii) an opinion of Bond Counsel stating that such supplement or amendment is authorized or permitted by this ordinance. Upon the effective date thereof, such supplement or amendment will be valid and binding upon the City in accordance with its terms and will not adversely affect the exclusion from gross income for federal income tax purposes of interest on any Tax-Exempt Bonds.

If registered owners of not less than the percentage of Parity Bonds required by this section shall have consented to and approved such a supplement or amendment, no owner of any Parity Bond shall have any right (i) to object to the passage, adoption, or approval of such supplement or amendment, (ii) to object to any of the terms and provisions contained therein or the operation thereof, (iii) in any manner to question the propriety of the passage, adoption, or approval thereof, (iv) to enjoin or restrain the City from passing, adopting, or otherwise approving the same, or (v) to enjoin or restrain the City, any authorized official thereof, or the Bond Registrar from taking any action pursuant to the provisions thereof. For purposes of determining whether consents representing the requisite percentage of principal amount of Parity Bonds have been obtained, the Accreted Value of Capital Appreciation Bonds shall be deemed to be the principal amount. It shall not be

necessary to obtain approval of the particular form of any proposed supplement, but it shall be sufficient if the consent shall approve the substance thereof.

(f) **Effect of Amendment.** Upon the effective date of any supplement or amendment, this ordinance (or the relevant Bond Document, if not set forth herein) shall be deemed to be modified and amended in accordance therewith, and the respective rights, duties and obligations of the City and all owners of Parity Bonds then outstanding shall thereafter be determined, exercised, and enforced in accordance with and subject in all respects to such modifications and amendments. All the terms and conditions of any such supplement or amendment shall be deemed to be a part of this ordinance and the Bond Documents for any and all purposes.

(g) **Special Amendments.** If and to the extent that it is determined that the written consent of Registered Owners of the Bonds is required under subsection (b) or (c) of this section, the Registered Owners from time to time of the Bonds, by taking and holding the same, are deemed to have consented to any supplement or amendment to the Bond Documents effecting any one or more of the following changes:

(i) When calculating “Annual Debt Service,” to permit or require Tax Credit Subsidy Payments expected to be received by the City in any period to be credited against amounts required to be paid in respect of interest on the Parity Bonds in that period; and

(ii) To permit or require Tax Credit Subsidy Payments to be deposited into the Principal and Interest Subaccount and credited against the Net Revenue otherwise required to be deposited into the Principal and Interest Subaccount; and

(iii) To permit the reimbursement obligations of the City under any Qualified Letter of Credit or Qualified Insurance (other than a Qualified Letter of Credit or Qualified Insurance obtained to satisfy all or part of the Reserve Requirement) to be secured by a lien and charge on Net Revenue equal in rank with the lien and charge upon such Net Revenue required to be paid into the Parity Bond Account to pay and secure the payment of the principal of and interest on Parity Bonds.

Section 25. **Defaults and Remedies.**

(a) **Events of Default.** Each of the following shall constitute an Event of Default with respect to the Bonds:

(i) If a default is made in the payment of the principal of or interest on any of the Bonds when the same shall become due and payable; or

(ii) If the City defaults in the observance and performance of any other of the covenants, conditions and agreements on the part of the City set forth in this ordinance or the applicable Bond Documents (except as otherwise provided herein or in such Bond Documents) and such default or defaults have continued for a period of six months after the City has received from the Bond Owners' Trustee (as defined below) or from the registered owners of not less than 25 percent in principal amount of the Parity Bonds a written notice specifying and demanding the cure of such default. However, if the default in the observance and performance of any other of the covenants, conditions and agreements is one which cannot be completely remedied within the six months after written notice has been given, it shall not be an Event of Default with respect to the Bonds as long as the City has taken active steps within the six months after written notice has been given to remedy the default and is diligently pursuing such remedy.

Notwithstanding anything in this section to the contrary, the failure of the City or any obligated person to comply with the Continuing Disclosure Agreement shall not constitute an Event of Default, and the sole remedy of any holder of a Bond shall be to seek an order of specific performance from an appropriate court to compel the City to comply with the Continuing Disclosure Agreement.

(b) **Bond Owners' Trustee.** So long as such Event of Default has not been remedied, a trustee (the "Bond Owners' Trustee") may be appointed by the registered owners of 25 percent in principal amount of the then outstanding Parity Bonds, by an instrument or concurrent instruments in writing signed and acknowledged by such registered owners of the Parity Bonds or by their attorneys-in-fact duly authorized and delivered to such Bond Owners' Trustee, notification thereof being given to the City. That appointment shall become effective immediately upon acceptance thereof by the Bond Owners' Trustee. Any Bond Owners' Trustee

appointed under the provisions of this subsection shall be a bank or trust company organized under the laws of the State of Washington or the State of New York or a national banking association. The bank or trust company acting as Bond Owners' Trustee may be removed at any time, and a successor Bond Owners' Trustee may be appointed, by the registered owners of a majority in principal amount of the Parity Bonds, by an instrument or concurrent instruments in writing signed and acknowledged by such registered owners of the Parity Bonds or by their attorneys-in-fact duly authorized. The Bond Owners' Trustee may require such security and indemnity as may be reasonable against the costs, expenses and liabilities that may be incurred in the performance of its duties.

In the event that any Event of Default in the sole judgment of the Bond Owners' Trustee is cured and the Bond Owners' Trustee furnishes to the City a certificate so stating, that Event of Default shall be conclusively deemed to be cured and the City, the Bond Owners' Trustee and the registered owners of the Parity Bonds shall be restored to the same rights and position which they would have held if no Event of Default had occurred.

The Bond Owners' Trustee appointed in the manner provided in this ordinance, and each successor thereto, is declared to be a trustee for the registered owners of all the Parity Bonds and is empowered to exercise all the rights and powers herein conferred on the Bond Owners' Trustee.

(c) Suits at Law or in Equity. Upon the occurrence of an Event of Default and during the continuance thereof, the Bond Owners' Trustee may, and upon the written request of the registered owners of not less than 25 percent in principal amount of the Parity Bonds outstanding shall, take such steps and institute such suits, actions or other proceedings, all as it may deem appropriate for the protection and enforcement of the rights of the registered owners of the Parity Bonds, to collect any amounts due and owing to or from the City, or to obtain other appropriate relief, and may enforce the specific performance of any covenant, agreement or condition contained in this ordinance or set forth in any of the Parity Bonds.

Nothing contained in this section shall, in any event or under any circumstance, be deemed to authorize the acceleration of the maturity of principal on the Parity Bonds, and the remedy of acceleration is expressly

denied to the registered owners of the Parity Bonds under any circumstances including, without limitation, upon the occurrence and continuance of an Event of Default.

Any action, suit or other proceedings instituted by the Bond Owners' Trustee hereunder shall be brought in its name as the Bond Owners' Trustee and all such rights of action upon or under any of the Parity Bonds or the provisions of this ordinance may be enforced by the Bond Owners' Trustee without the possession of any of those Parity Bonds and without the production of the same at any trial or proceedings relative thereto except where otherwise required by law. Any such suit, action or proceeding instituted by the Bond Owners' Trustee shall be brought for the ratable benefit of all of the registered owners of those Parity Bonds, subject to the provisions of this ordinance. The respective registered owners of the Parity Bonds, by taking and holding the same, shall be conclusively deemed irrevocably to appoint the Bond Owners' Trustee the true and lawful trustee of the respective registered owners of those Parity Bonds, with authority to institute any such action, suit or proceeding; to receive as trustee and deposit in trust any sums becoming distributable on account of those Parity Bonds; to execute any paper or documents for the receipt of money; and to do all acts with respect thereto that the registered owner might have done in person. Nothing in this ordinance shall be deemed to authorize or empower the Bond Owners' Trustee to consent to accept or adopt, on behalf of any owner of the Parity Bonds, any plan of reorganization or adjustment affecting the Parity Bonds or any right of any registered owner thereof, or to authorize or empower the Bond Owners' Trustee to vote the claims of the registered owners thereof in any receivership, insolvency, liquidation, bankruptcy, reorganization or other proceeding to which the City is a party.

(d) Application of Money Collected by Bond Owners' Trustee. Any money collected by the Bond Owners' Trustee at any time pursuant to this section shall be applied in the following order of priority:

- (i) to the payment of the charges, expenses, advances and compensation of the Bond Owners' Trustee and the charges, expenses, counsel fees, disbursements and compensation of its agents and attorneys;
- (ii) to the payment to the persons entitled thereto of all installments of interest then due on the

Parity Bonds in the order of maturity of such installments and, if the amount available shall not be sufficient to pay in full any installment or installments maturing on the same date, then to the payment thereof ratably, according to the amounts due thereon to the persons entitled thereto, without any discrimination or preference; and

(iii) to the payment to the persons entitled thereto of the unpaid principal amounts of any Parity Bonds which shall have become due (other than Parity Bonds previously called for redemption for the payment of which money is held pursuant to the provisions of the applicable Bond Documents), whether at maturity or by proceedings for redemption or otherwise, in the order of their due dates and, if the amount available shall not be sufficient to pay in full the principal amounts due on the same date, then to the payment thereof ratably, according to the principal amounts due thereon to the persons entitled thereto, without any discrimination or preference.

(e) Duties and Obligations of Bond Owners' Trustee. The Bond Owners' Trustee shall not be liable except for the performance of such duties as are specifically set forth herein. During an Event of Default, the Bond Owners' Trustee shall exercise such of the rights and powers vested in it hereby, and shall use the same degree of care and skill in its exercise, as a prudent person would exercise or use under the circumstances in the conduct of such person's own affairs. The Bond Owners' Trustee shall have no liability for any act or omission to act hereunder except for the Bond Owners' Trustee's own negligent action, its own negligent failure to act or its own willful misconduct. The duties and obligations of the Bond Owners' Trustee shall be determined solely by the express provisions of this ordinance, and no implied powers, duties or obligations of the Bond Owners' Trustee shall be read into this ordinance.

The Bond Owners' Trustee shall not be required to expend or risk its own funds or otherwise incur individual liability in the performance of any of its duties or in the exercise of any of its rights or powers as the Bond Owners' Trustee, except as may result from its own negligent action, its own negligent failure to act or its own willful misconduct.

The Bond Owners' Trustee shall not be bound to recognize any person as a registered owner of any Parity Bond until registered ownership, if disputed, has been established to its reasonable satisfaction.

The Bond Owners' Trustee may consult with counsel and the opinion of such counsel shall be full and complete authorization and protection in respect of any action taken or suffered by it hereunder in good faith and in accordance with the opinion of such counsel. The Bond Owners' Trustee shall not be answerable for any neglect or default of any person, firm or corporation employed and selected by it with reasonable care.

(f) Suits by Individual Parity Bond Owners Restricted. No owner of any one or more Parity Bonds shall have any right to institute any action, suit or proceeding at law or in equity for the enforcement of same unless:

(i) an Event of Default has happened and is continuing; and

(ii) a Bond Owners' Trustee has been appointed; and

(iii) such owner previously shall have given to the Bond Owners' Trustee written notice of the Event of Default on account of which such suit, action or proceeding is to be instituted; and

(iv) the registered owners of 25 percent in principal amount of the Parity Bonds, after the occurrence of such Event of Default, have made written request of the Bond Owners' Trustee and have afforded the Bond Owners' Trustee a reasonable opportunity to institute such suit, action or proceeding; and

(v) there have been offered to the Bond Owners' Trustee security and indemnity satisfactory to it against the costs, expenses and liabilities to be incurred therein or thereby; and

(vi) the Bond Owners' Trustee has refused or neglected to comply with such request within a reasonable time.

No owner of any Parity Bond shall have any right in any manner whatever by action to affect or impair the obligation of the City to pay from Net Revenue the principal of and interest on such Parity Bonds to the respective registered owners thereof when due.

Section 26. **General Authorization.** In addition to the specific authorizations in this ordinance, the

Mayor and the Director of Finance and each of the other appropriate officers of the City are each authorized and directed to do everything as such officer may judge necessary, appropriate, or desirable in order to carry out the terms and provisions of, and complete the transactions contemplated by, this ordinance. In particular and without limiting the foregoing:

(a) The Director of Finance, in the Director's discretion and without further action by the City Council, (i) may issue requests for proposals to provide underwriting services or financing facilities (including, without limitation, Qualified Insurance, a Qualified Letter of Credit, or other credit support or liquidity facility), and may execute engagement letters and other agreements with underwriters and other financial institutions (including providers of liquidity or credit support) based on responses to such requests; (ii) may select and make decisions regarding the Bond Registrar, fiscal or paying agents, and any Securities Depository for each Series of the Bonds; (iii) may take any and all actions necessary or convenient to provide for the conversion of interest rate modes for any Series in accordance with the applicable Bond Documents; and (iv) may take such actions on behalf of the City as are necessary or appropriate for the City to designate, qualify, or maintain the tax-exempt treatment with respect to any Series issued as Tax-Exempt Bonds, to receive from the United States Treasury the applicable Tax Credit Subsidy Payments in respect of any Series issued as Tax Credit Subsidy Bonds, and to otherwise receive any other federal tax benefits relating to any Series of the Bonds that are available to the City; and

(b) The Mayor and the Director of Finance are each separately authorized to execute and deliver (i) any and all contracts or other documents as are consistent with this ordinance and for which the City's approval is necessary or to which the City is a party (including but not limited to agreements with escrow agents, refunding or defeasance trustees, liquidity or credit support providers, providers of Qualified Insurance or Reserve Securities, remarketing agents, underwriters, lenders or other financial institutions, fiscal or paying agents, Qualified Counterparties, custodians, and the Bond Registrar); and (ii) such other contracts or documents incidental to: the issuance and sale of any Series of the Bonds; the establishment of the interest rate or rates on

a Bond; or the conversion, tender, purchase, remarketing, or redemption of a Bond, as may in the judgment of the Mayor or Director of Finance, as applicable, be necessary or appropriate.

Section 27. **Amendment of Omnibus Refunding Ordinance**. The following definition in the Omnibus Refunding Ordinance is amended to read as set forth in this section. Amendments are shown as revisions to Ordinance 125455, and amendments are marked using double underlining to indicate added text and using double parentheses and strikethrough formatting to indicate deleted text.

(a) **Amendments to Section 1**. The following definition is amended as follows:

* * *

“Refundable Bonds” means ~~((each))~~ any series of Parity Bonds or outstanding subordinate obligations of the Drainage and Wastewater System that have been designated, or may in the future be designated, as refundable under this ordinance. For purposes of the Omnibus Refunding Ordinance, the outstanding State loans listed on Exhibit C to this amendatory ordinance, and all future loan agreements entered into pursuant to chapter 39.69 RCW, are designated as Refundable Bonds.

* * *

(b) The amendments set forth in this section are intended to supplement the Omnibus Refunding Ordinance in a manner that is not materially adverse to the owners of the Outstanding Parity Bonds. Nonetheless, any amendment set forth in this section that is found by a court of competent jurisdiction to materially adversely affect owners of outstanding Parity Bonds shall be of no force or effect, and the provisions of the Omnibus Refunding Ordinance prior to the effective date of this amendatory ordinance shall continue in effect as to such outstanding Parity Bonds.

Section 28. **Severability**. The provisions of this ordinance are declared to be separate and severable. The invalidity of any clause, sentence, paragraph, subdivision, section, subsection, or portion of this ordinance, or the invalidity of its application to any person or circumstance, does not affect the validity of the remainder of

this ordinance or the validity of its application to other persons or circumstances.

Section 29. **Ratification of Prior Acts.** Any action consistent with the authority of this ordinance taken after its passage and prior to its effective date is ratified and confirmed.

Section 30. **Section Headings.** Section headings in this ordinance are nonsubstantive.

Section 31. **Effective Date.** This ordinance shall take effect and be in force 30 days after its approval by the Mayor, but if not approved and returned by the Mayor within ten days after presentation, it shall take effect as provided by Seattle Municipal Code Section 1.04.020.

Passed by the City Council the _____ day of _____, 2021, and signed by
me in open session in authentication of its passage this _____ day of _____, 2021.

President _____ of the City Council

Approved / returned unsigned / vetoed this _____ day of _____, 2021.

Jenny A. Durkan, Mayor

Filed by me this _____ day of _____, 2021.

Monica Martinez Simmons, City Clerk

(Seal)

Exhibits:

Exhibit A - Outstanding Drainage and Wastewater System Parity Bonds

Exhibit B - Form of Continuing Disclosure Agreement

Exhibit C - Outstanding Subordinate Obligations Designated as Refundable Bonds

EXHIBIT A

OUTSTANDING DRAINAGE AND WASTEWATER PARITY BONDS

Issue Name	Dated Date	Original Par Amount	Bond Legislation		
			New Money Ord.	Refunding Ord.	Bond Sale Res.
Drainage and Wastewater Revenue Bonds, Series 2009A (Taxable Build America Bonds – Direct Payment)	12/17/2009	\$102,535,000	Ord. 123055	- -	Res. 31177
Drainage and Wastewater Improvement and Refunding Revenue Bonds, 2012	06/27/2012	\$222,090,000	Ord. 123753	Ord. 121938 (as amended by Ord. 122209 and Ord. 122637)	Res. 31387
Drainage and Wastewater Improvement and Refunding Revenue Bonds, 2014	07/10/2014	\$133,180,000	Ord. 124337	Ord. 124338 (amending and restating Ord. 121938)	Res. 31531
Drainage and Wastewater System Improvement and Refunding Revenue Bonds, 2016	06/22/2016	\$160,910,000	Ord. 124914	Ord. 124338 (amending and restating Ord. 121938)	Res. 31674
Drainage and Wastewater System Improvement and Refunding Revenue Bonds, 2017	07/28/2017	\$234,125,000	Ord 125297	Ord. 124338 (amending and restating Ord. 121938) (as amended by Ord. 124914)	Res. 31756
Drainage and Wastewater System Improvement Revenue Bond, 2020A (Ship Canal Water Quality Project-N18106WA) (WIFIA Loan)	04/24/2020	NTE \$192,181,651	Ord. 125454 (as amended by Ord. 125712)	- -	- -
Drainage and Wastewater System Improvement and Refunding Revenue Bonds, 2021	06/08/2021	\$111,010,000	Ord. 125454 (as amended by Ords. 125712 and 126222)	Ord. 125455	- -

EXHIBIT B

FORM OF CONTINUING DISCLOSURE AGREEMENT

The City of Seattle, Washington (the “City”) makes the following written undertaking (the “Undertaking”) for the benefit of the Owners of the City’s Drainage and Wastewater System Revenue Bonds, [Year] [Series] (the “Bonds”), for the sole purpose of assisting the underwriter for the Bonds in meeting the requirements of paragraph (b)(5) of Rule 15c2-12 (the “Rule”), as applicable to a participating underwriter for the Bonds. Capitalized terms used but not defined below shall have the meanings given in Ordinance _____ (the “Bond Ordinance”).

(a) Undertaking to Provide Annual Financial Information and Notice of Listed Events.

The City undertakes to provide or cause to be provided, either directly or through a designated agent, to the Municipal Securities Rulemaking Board (the “MSRB”), in an electronic format as prescribed by the MSRB, accompanied by identifying information as prescribed by the MSRB:

(i) Annual financial information and operating data regarding the Municipal Light and Power System (the “Light System”) of the type included in the final official statement for the Bonds and described in subsection (b) of this section (“annual financial information”). The timely filing of unaudited financial statements shall satisfy the requirements and filing deadlines pertaining to the filing of annual financial statements under subsection (b), provided that audited financial statements are to be filed if and when they are otherwise prepared and available to the City.

(ii) Timely notice (not in excess of 10 business days after the occurrence of the event) of the occurrence of any of the following events with respect to the Bonds: (1) principal and interest payment delinquencies; (2) non-payment related defaults, if material; (3) unscheduled draws on debt service reserves reflecting financial difficulties; (4) unscheduled draws on credit enhancements reflecting financial difficulties; (5) substitution of credit or liquidity providers, or their failure to perform; (6) adverse tax opinions, the issuance by the Internal Revenue Service of proposed or final determinations of taxability, Notice of Proposed Issue (IRS Form 5701 – TEB) or other material notices

1 or determinations with respect to the tax status of the Bonds, or other material events affecting the tax
2 status of the Bonds; (7) modifications to rights of holders of the Bonds, if material; (8) Bond calls
3 (other than scheduled mandatory redemptions of Term Bonds), if material, and tender offers;
4 (9) defeasances; (10) release, substitution, or sale of property securing repayment of the Bonds, if
5 material; (11) rating changes; (12) bankruptcy, insolvency, receivership or similar event of the City, as
6 such “Bankruptcy Events” are defined in the Rule; (13) the consummation of a merger, consolidation,
7 or acquisition involving the City or the sale of all or substantially all of the assets of the City other than
8 in the ordinary course of business, the entry into a definitive agreement to undertake such an action or
9 the termination of a definitive agreement relating to any such actions, other than pursuant to its terms,
10 if material; (14) appointment of a successor or additional trustee or the change of name of a trustee, if
11 material; (15) incurrence of a financial obligation of the City, if material, or agreement to covenants,
12 events of default, remedies, priority rights, or other similar terms of a financial obligation of the City,
13 any of which affect holders of the Bonds, if material; and (16) any default, event of acceleration,
14 termination event, modification of terms, or other similar event under the terms of a financial obligation
15 of the City, any of which reflect financial difficulties.

16 For purposes of this Undertaking, the term “financial obligation” shall mean a debt
17 obligation; derivative instrument entered into in connection with, or pledged as security or a source of
18 payment for, an existing or planned debt obligation; or a guarantee of either a debt obligation or a
19 derivative instrument entered into in connection with, or pledged as security or a source of payment
20 for, an existing or planned debt obligation. The term “financial obligation” does not include municipal
21 securities as to which a final official statement has been provided to the MSRB consistent with the
22 Rule.

23 (iii) Timely notice of a failure by the City to provide required annual financial
24 information on or before the date specified in subsection (b) of this section.

1 (b) Type of Annual Financial Information Undertaken to be Provided. The annual
2 financial information and operating data that the City undertakes to provide in subsection (a) of this
3 section:

4 (i) Shall consist of (1) annual financial statements of the Drainage and Wastewater
5 System prepared in accordance with applicable generally accepted accounting principles applicable to
6 governmental units (except as otherwise noted herein), as such principles may be changed from time
7 to time and as permitted by applicable state law; (2) a statement of outstanding bonded debt secured
8 by Revenues of the Drainage and Wastewater System; (3) debt service coverage ratios; (4) general
9 customer statistics, such as number and type of customers and revenues by customer class; and
10 (5) current drainage rates and wastewater rates;

11 (ii) Shall be provided not later than the last day of the ninth month after the end of
12 each fiscal year of the City (currently, a fiscal year ending December 31), as such fiscal year may be
13 changed as required or permitted by state law, commencing with the City's fiscal year ending
14 December 31, 20__; and

15 (iii) May be provided in a single document or multiple documents, and may be
16 incorporated by specific reference to documents available to the public on the Internet website of the
17 MSRB or filed with the Securities and Exchange Commission.

18 (c) Amendment of Undertaking. This Undertaking is subject to amendment after the
19 primary offering of the Bonds without the consent of any Owner or holder of any Bond, or of any
20 broker, dealer, municipal securities dealer, participating underwriter, rating agency or the MSRB,
21 under the circumstances and in the manner permitted by the Rule, including:

22 (i) The amendment may only be made in connection with a change in
23 circumstances that arises from a change in legal requirements, change in law, or change in the identity,
24 nature, or status of the City, or type of business conducted by the City;

1 (ii) The Undertaking, as amended, would have complied with the requirements of
2 the Rule at the time of the primary offering, after taking into account any amendments or interpretations
3 of the Rule, as well as any change in circumstances; and

4 (iii) The amendment does not materially impair the interests of holders, as
5 determined either by parties unaffiliated with the City (e.g., bond counsel or other counsel familiar
6 with federal securities laws), or by an approving vote of bondholders pursuant to the terms of the Bond
7 Ordinance at the time of the amendment.

8 The City will give notice to the MSRB of the substance (or provide a copy) of any amendment
9 to this Undertaking and a brief statement of the reasons for the amendment. If the amendment changes
10 the type of annual financial information to be provided, the annual financial information containing
11 the amended financial information will include a narrative explanation of the effect of that change on
12 the type of information to be provided.

13 (d) Beneficiaries. This Undertaking shall inure to the benefit of the City and any Owner
14 of Bonds, and shall not inure to the benefit of or create any rights in any other person.

15 (e) Termination of Undertaking. The City's obligations under this Undertaking shall
16 terminate upon the legal defeasance, prior redemption, or payment in full of all of the Bonds. In
17 addition, the City's obligations under this Undertaking shall terminate if those provisions of the Rule
18 that require the City to comply with this Undertaking become legally inapplicable in respect of the
19 Bonds for any reason, as confirmed by an opinion of nationally recognized bond counsel or other
20 counsel familiar with federal securities laws delivered to the City, and the City provides timely notice
21 of such termination to the MSRB.

22 (f) Remedy for Failure to Comply with Undertaking. As soon as practicable after the City
23 learns of any material failure to comply with this Undertaking, the City will proceed with due diligence
24 to cause such noncompliance to be corrected. No failure by the City or other obligated person to comply
25 with this Undertaking shall constitute a default in respect of the Bonds. The sole remedy of any Owner

1 of a Bond shall be to take such actions as that Owner deems necessary, including seeking an order of
2 specific performance from an appropriate court, to compel the City or other obligated person to comply
3 with this Undertaking.

4 (g) Designation of Official Responsible to Administer Undertaking. The Director of
5 Finance of the City (or such other officer of the City who may in the future perform the duties of that
6 office) or his or her designee is the person designated, in accordance with the Bond Ordinance, to carry
7 out this Undertaking of the City in respect of the Bonds set forth in this section and in accordance with
8 the Rule, including, without limitation, the following actions:

9 (i) Preparing and filing the annual financial information undertaken to be
10 provided;

11 (ii) Determining whether any event specified in subsection (a)(ii) has occurred,
12 assessing its materiality, where necessary, with respect to the Bonds, and preparing and disseminating
13 any required notice of its occurrence;

14 (iii) Determining whether any person other than the City is an “obligated person”
15 within the meaning of the Rule with respect to the Bonds, and obtaining from such person an
16 undertaking to provide any annual financial information and notice of listed events for that person in
17 accordance with the Rule;

18 (iv) Selecting, engaging and compensating designated agents and consultants,
19 including but not limited to financial advisors and legal counsel, to assist and advise the City in carrying
20 out this Undertaking; and

21 (v) Effecting any necessary amendment of the Undertaking.

EXHIBIT C

**LIST OF OUTSTANDING SUBORDINATE OBLIGATIONS
DESIGNATED AS REFUNDABLE BONDS**

Loan Name/Reference	Project Description	Year of Agreement	Maximum Loan Amount
L0500007	High Point	2004	\$ 2,679,413
PW-04-691-058	Thornton Creek	2004	\$ 3,700,000
PW-05-691-051	South Park	2005	\$ 3,400,000
L0600021	Thornton Creek	2006	\$ 6,983,021
PC-12-951-033	Midvale	2011	\$ 4,000,000
L1200022	Capitol Hill Water Quality	2014	\$ 1,880,598
EL160631	Henderson	2015	\$36,372,252
WQC-2019-SeaPUD-0050	Ship Canal Water Quality Project	2019	\$25,000,000
PC20-96103-041	Pearl Street	2020	\$10,000,000
WQC-2021-SeaPUD-00191	Ship Canal Water Quality Project	2021	\$66,000,000

SUMMARY and FISCAL NOTE*

Department:	Dept. Contact/Phone:	CBO Contact/Phone:
FAS/SPU	Michael Van Dyck / 4-8347 Vas Duggirala / 3-7905	Saroja Reddy / 5-1232 Akshay Iyengar / 4-0176

1. BILL SUMMARY

Legislation Title: AN ORDINANCE relating to the drainage and wastewater system of The City of Seattle; adopting a system or plan of additions and betterments to and extensions of the existing drainage and wastewater system; authorizing the issuance and sale of drainage and wastewater revenue bonds in one or more series for the purposes of paying part of the cost of carrying out that system or plan, providing for the reserve requirement, and paying the costs of issuance of the bonds; providing parameters for the bond sale terms including conditions, covenants, and other sale terms; describing the lien of those bonds; amending certain definitions set forth in Ordinance 125455, the Omnibus Refunding Ordinance; authorizing the issuance of drainage and wastewater system refunding revenue bonds; and ratifying and confirming certain prior acts.

Summary and background of the Legislation:

Prior and concurrent legislation adopting the Drainage and Wastewater Fund (DWF) budget, capital plan, and utility rates make specific assumptions about the use of debt financing a share of the Fund's capital program. However, separate authorization specifically for the issuance of bonds is technically required. This legislation amends Ordinance 125454 by increasing borrowing authority for the DWF.

The DWF intends to issue \$88 million of 30-year fixed rate debt in the third quarter of 2022. These funds, in addition to existing WIFIA and SRF loans, and internally generated funds, will support the DWF capital program for roughly one year. Bond proceeds will also be used to pay for issuance costs and may also be used to make a deposit to the Debt Service Reserve Fund, as per existing bond covenants, if required. No debt service payments are expected in 2022. The estimated annual debt service is \$5.7 million starting in 2023.

Major projects supported by the bond issue include: combined sewer overflows, rehabilitation of existing assets, flooding and sewer backup management, and projects related to Move Seattle, the waterfront, and information technology. For further information about the Drainage and Wastewater capital projects, please see the SPU's 2022 - 2027 Strategic Business Plan and 2022 - 2027 capital plan. Bond funds, though fungible, will not be used to pay for the Ship Canal Water Quality Project, which is funded through WIFIA, SRF, and internally generated funds.

2. OTHER IMPLICATIONS

- a. **Does this legislation affect any departments besides the originating department?**
This legislation affects FAS, who coordinates the issuance of the bonds.
- b. **Is a public hearing required for this legislation?**
No
- c. **Is publication of notice with *The Daily Journal of Commerce* and/or *The Seattle Times* required for this legislation?**
No
- d. **Does this legislation affect a piece of property?**
No
- e. **Please describe any perceived implication for the principles of the Race and Social Justice Initiative. Does this legislation impact vulnerable or historically disadvantaged communities? What is the Language Access plan for any communications to the public?**
No
- f. **Climate Change Implications**
1. **Emissions: Is this legislation likely to increase or decrease carbon emissions in a material way?**
No
 2. **Resiliency: Will the action(s) proposed by this legislation increase or decrease Seattle's resiliency (or ability to adapt) to climate change in a material way? If so, explain. If it is likely to decrease resiliency in a material way, describe what will or could be done to mitigate the effects.**
No
- g. **If this legislation includes a new initiative or a major programmatic expansion: What are the specific long-term and measurable goal(s) of the program? How will this legislation help achieve the program's desired goal(s).**
N/A

List attachments/exhibits below: None



Legislation Text

File #: CB 120199, **Version:** 1

CITY OF SEATTLE

ORDINANCE _____

COUNCIL BILL _____

AN ORDINANCE relating to the municipal water system of The City of Seattle; adopting a system or plan of additions and betterments to and extensions of the existing municipal water system; authorizing the issuance and sale of water system revenue bonds in one or more series for the purposes of paying part of the cost of carrying out that system or plan, providing for the reserve requirement, and paying the costs of issuance of the bonds; providing parameters for the bond sale terms including conditions, covenants, and other sale terms; describing the lien of the bonds; creating certain accounts of the City relating to the bonds; amending certain definitions set forth in Ordinance 125714, the Omnibus Refunding Ordinance; authorizing the issuance of water system refunding revenue bonds; and ratifying and confirming certain prior acts.

WHEREAS, The City of Seattle (the “City”) owns, maintains, and operates a municipal water system as part of Seattle Public Utilities (the “Municipal Water System”), which Municipal Water System has from time to time required various additions, improvements, betterments, and extensions; and

WHEREAS, the City desires to acquire and construct a system or plan of further additions, improvements, and betterments to, and extensions of the Municipal Water System (the “Plan of Additions”) as described in this ordinance, and needs to borrow funds to pay a portion of the costs of carrying out such Plan of Additions; and

WHEREAS, the City currently has outstanding certain water system revenue bonds (as identified in Exhibit A to this ordinance, the “Outstanding Parity Bonds”). Pursuant to the ordinances authorizing their issuance (the “Outstanding Parity Bond Ordinances”), the City reserved the right to issue additional bonds (“Future Parity Bonds”) having a charge and lien on the net revenue of the Municipal Water System on a parity of lien with those Outstanding Parity Bonds, and is permitted to issue such Future Parity Bonds upon satisfaction of certain conditions (the “Parity Conditions”); and

WHEREAS, the City has determined that it is in the best interest of the City and its ratepayers to authorize the issuance and sale, subject to the provisions of this ordinance, of water system revenue bonds as Parity Bonds to pay part of the cost of carrying out the Plan of Additions, to provide for the reserve requirement, and to pay the costs of issuance of those bonds; NOW, THEREFORE,

BE IT ORDAINED BY THE CITY OF SEATTLE AS FOLLOWS:

Section 1. **Definitions.** In this ordinance, the following capitalized terms shall have the meanings set forth in this section:

“**Accreted Value**” means, with respect to any Capital Appreciation Bond, (a) as of any Valuation Date, the amount determined for such Valuation Date in accordance with the applicable Parity Bond Documents, and (b) as of any date other than a Valuation Date, the sum of (i) the Accreted Value on the preceding Valuation Date and (ii) the product of (A) a fraction, the numerator of which is the number of days having elapsed from the preceding Valuation Date and the denominator of which is the number of days from such preceding Valuation Date to the next succeeding Valuation Date, calculated based on the assumption that Accreted Value accrues during any semiannual period in equal daily amounts on the basis of a year of 12 30-day months, and (B) the difference between the Accreted Values for such Valuation Dates.

“**Adjusted Annual Debt Service**” for any fiscal year means Annual Debt Service minus (a) an amount equal to ULID Assessments due in that year and not delinquent, (b) an amount equal to earnings from investments in the Reserve Subaccount, and (c) Annual Debt Service provided for by Parity Bond proceeds.

“**Adjusted Gross Revenue**” means, for any period, Gross Revenue (a) plus withdrawals from the Rate Stabilization Account made during that period, and (b) minus ULID Assessments collected, earnings from investments in the Reserve Subaccount, and deposits into the Rate Stabilization Account made during that period.

“**Adjusted Net Revenue**” means Adjusted Gross Revenue less Operating and Maintenance Expense.

“**Annual Debt Service**” for any calendar year means the sum of the amounts required in such calendar

year to pay the interest due in such calendar year on all Parity Bonds outstanding, excluding interest to be paid from the proceeds of the sale of Parity Bonds or other bonds; the principal of all outstanding Serial Bonds due in such calendar year; and the Sinking Fund Requirements, if any, for such calendar year. Additionally, for purposes of calculating and determining compliance with the Coverage Requirement, the Reserve Requirement and the conditions for the issuance of Future Parity Bonds and/or entering into Parity Payment Agreements, the following shall apply:

(a) **Calculation of Interest Due Generally.** Except as otherwise provided below, interest on any series of Parity Bonds shall be calculated based on the actual amount of accrued, accreted, or otherwise accumulated interest that is payable in respect of that series taken as a whole, at the rate or rates set forth in the applicable Parity Bond Documents.

(b) **Capital Appreciation Bonds.** For purposes of this definition, the principal and interest portions of the Accreted Value of Capital Appreciation Bonds becoming due at maturity or by virtue of a Sinking Fund Requirement shall be included in the calculations of accrued and unpaid and accruing interest or principal in such manner and during such period of time as is specified in the Parity Bond Documents applicable to such Capital Appreciation Bonds.

(c) **Variable Interest Rate Bonds.** The amount of interest deemed to be payable on any series of Variable Interest Rate Bonds shall be calculated on the assumption that the interest rate on those bonds would be equal to the rate that is 90 percent of the average RBI during the four calendar quarters preceding the quarter in which the calculation is made.

(d) **Interest on Parity Bonds With Respect to Which a Payment Agreement is in Force.** Debt service on Parity Bonds with respect to which a Payment Agreement is in force shall be based on the net economic effect on the City expected to be produced by the terms of the Parity Bonds and the terms of the Payment Agreement. For example, if the net economic effect of the Payment Agreement and a series of Parity Bonds otherwise bearing interest at a variable rate is to produce an obligation bearing interest at a fixed interest

rate, the relevant series of bonds shall be treated as fixed interest rate bonds. And if the net economic effect of the Payment Agreement and a series of Parity Bonds otherwise bearing interest at a fixed rate is to produce an obligation bearing interest at a variable interest rate, the relevant series of bonds shall be treated as Variable Interest Rate Bonds. Accordingly, the amount of interest deemed to be payable on any Parity Bonds with respect to which a Payment Agreement is in force shall be an amount equal to the amount of interest that would be payable at the rate or rates stated in or determined pursuant to the applicable Parity Bond Documents, plus Payment Agreement Payments, minus Payment Agreement Receipts. For the purposes of calculating as nearly as practicable Payment Agreement Receipts and Payment Agreement Payments under a Payment Agreement that includes a variable rate component determined by reference to a pricing mechanism or index that is not the same as the pricing mechanism or index used to determine the variable rate interest component on the Parity Bonds to which the Payment Agreement is related, it shall be assumed that the fixed rate used in calculating Payment Agreement Payments will be equal to 105 percent of the fixed rate specified by the Payment Agreement and that the pricing mechanism or index specified by the Payment Agreement is the same as the pricing mechanism or index specified by the applicable Parity Bond Documents. Notwithstanding the other provisions of this definition, the City shall not be required to (but may in its discretion) take into account in determining Annual Debt Service the effects of any Payment Agreement that has a term of ten years or less.

(e) Parity Payment Agreements. For any period during which Payment Agreement Payments on a Parity Payment Agreement are taken into account in determining Annual Debt Service on related Parity Bonds under paragraph (d) of this definition, no additional debt service shall be taken into account with respect to that Parity Payment Agreement. However, for any Parity Payment Agreement during a period in which Payment Agreement Payments are not taken into account under paragraph (d) because the Parity Payment Agreement is not then related to any outstanding Parity Bonds, payments on that Parity Payment Agreement shall be taken into account as follows:

(i) If City is Obligated to Make Payments Based on Fixed Rate. If the City is obligated to

make Payment Agreement Payments based on a fixed rate and the Qualified Counterparty is obligated to make payments based on a variable rate index, it shall be assumed that payments by the City will be based on the assumed fixed payor rate, and that payments by the Qualified Counterparty will be based on a rate equal to the average rate determined by the variable rate index specified by the Parity Payment Agreement during the four calendar quarters preceding the quarter in which the calculation is made.

(ii) **If City is Obligated to Make Payments Based on Variable Rate Index.** If the City is obligated to make Payment Agreement Payments based on a variable rate index and the Qualified Counterparty is obligated to make payments based on a fixed rate, it shall be assumed that payments by the City will be based on a rate equal to the average rate determined by the variable rate index specified by the Parity Payment Agreement during the four calendar quarters preceding the quarter in which the calculation is made, and that the Qualified Counterparty will make payments based on the fixed rate specified by the Parity Payment Agreement.

(f) **Balloon Bonds.** For purposes of calculating debt service on any Balloon Bonds, it shall be assumed that the principal of those Balloon Bonds, together with interest thereon at a rate equal to the assumed RBI-based rate set forth in subsection (c) of this definition, will be amortized in equal annual installments over a term of 30 years.

(g) **Adjustments for Defeased Bonds.** For purposes of calculating and determining compliance with the Coverage Requirement, the Reserve Requirement, and the Parity Conditions, Annual Debt Service shall be adjusted as set forth in subsection 21(d) of this ordinance.

“Authorized Denomination” means \$5,000 or any integral multiple thereof within a maturity of a Series, or such other minimum authorized denomination as may be specified in the applicable Bond Documents.

“Average Annual Debt Service” means, at the time of calculation, the sum of the Annual Debt Service remaining to be paid to the last scheduled maturity of the applicable series of Parity Bonds divided by the

number of years such bonds are scheduled to remain outstanding.

“Balloon Bonds” means any series of Parity Bonds, the aggregate principal amount (including Sinking Fund Requirements) of which becomes due and payable in any calendar year in an amount that constitutes 25 percent or more of the initial aggregate principal amount of such series of Parity Bonds.

“Beneficial Owner” means, with regard to a Bond, the owner of any beneficial interest in that Bond.

“Bond Counsel” means a lawyer or a firm of lawyers, selected by the City, of nationally recognized standing in matters pertaining to bonds issued by states and their political subdivisions.

“Bond Documents” means (a)(i) with respect to any Series of the Bonds, this ordinance (including any amendatory or supplemental ordinances), and (ii) with respect to a series of Parity Bonds other than a Series of the Bonds, the applicable Parity Bond Ordinance(s); (b) the authenticated bond form; and (c) the written agreement(s) setting forth the Bond Sale Terms and additional terms, conditions, or covenants pursuant to which such bond was issued and sold, as set forth in any one or more of the following (if any): (i) a sale resolution, (ii) a bond purchase contract (as defined in the applicable authorizing ordinance), (iii) a bond indenture or a fiscal agent or paying agent agreement (other than the State fiscal agency contract), and (iv) a direct purchase or continuing covenant agreement.

“Bond Insurance” means any municipal bond insurance policy, guaranty, surety bond, or similar credit enhancement device providing for or securing the payment of all or part of the principal of and interest on any Parity Bonds, issued by an insurance company licensed to conduct an insurance business in any state of the United States (or by a service corporation acting on behalf of one or more such insurance companies), or by any other financial institution qualified to provide such credit enhancement device.

“Bond Purchase Contract” means a written offer to purchase a Series of the Bonds pursuant to certain Bond Sale Terms, which offer has been accepted by the City in accordance with this ordinance. In the case of a competitive sale, the Purchaser’s bid for a Series, together with the official notice of sale and a Pricing Certificate confirming the Bond Sale Terms, shall comprise the Bond Purchase Contract.

“Bond Register” means the books or records maintained by the Bond Registrar for the purpose of registering ownership of each Bond.

“Bond Registrar” means the Fiscal Agent (unless the Director of Finance appoints a different person to act as bond registrar with respect to a particular Series), or any successor bond registrar selected in accordance with the Registration Ordinance.

“Bond Sale Terms” means the terms and conditions for the sale of a Series of the Bonds approved by the Director of Finance consistent with the parameters set forth in Section 5 of this ordinance, including the amount, date or dates, denominations, interest rate or rates (or mechanism for determining the interest rate or rates), payment dates, final maturity, redemption rights, price, and other terms, conditions, or covenants. In connection with a negotiated sale or private placement, the Bond Sale Terms shall be set forth in the Bond Purchase Contract; in connection with a competitive sale, the Bond Sale Terms shall be set forth in a Pricing Certificate.

“Bonds” means the water system revenue bonds issued pursuant to this ordinance.

“Book-Entry Form” means a fully registered form in which physical bond certificates are registered only in the name of the Securities Depository (or its nominee), as Registered Owner, with the physical bond certificates held by and immobilized in the custody of the Securities Depository (or its designee), where the system for recording and identifying the transfer of the ownership interests of the Beneficial Owners in those Bonds is neither maintained by nor the responsibility of the City or the Bond Registrar.

“Capital Appreciation Bond” means any Parity Bond, all or a portion of the interest on which is compounded and accumulated at the rates or in the manner, and on the dates, set forth in the applicable Bond Documents and is payable only upon redemption or on the maturity date of such Parity Bond. A Parity Bond that is issued as a Capital Appreciation Bond, but which later converts to an obligation on which interest is paid periodically, shall be a Capital Appreciation Bond until the conversion date and thereafter shall no longer be a Capital Appreciation Bond, but shall be treated as having a principal amount equal to its Accreted Value on the

conversion date. For purposes of computing the principal amount of Parity Bonds held by the Owner of any Capital Appreciation Bond in connection with any notice, consent, request, or demand, the principal amount of a Capital Appreciation Bond shall be deemed to be its Accreted Value at the time that such notice, consent, request, or demand is given or made.

“Capital Improvement Program” or **“CIP”** means those portions of the City’s “2021-2026 Capital Improvement Program” relating to the Municipal Water System, adopted by Ordinance 126237, together with any previously adopted capital improvement program. For purposes of this ordinance, the CIP includes all amendments, updates, supplements, or replacements that may be adopted from time to time by ordinance.

“City” means The City of Seattle.

“City Council” means the City Council of the City, as duly and regularly constituted from time to time.

“Code” means the Internal Revenue Code of 1986, or any successor thereto, as amended at any time, and regulations thereunder.

“Construction Account” means the account or subaccount created in the Water System Construction Account within the Water Fund for the deposit of proceeds of the Bonds, pursuant to Section 12 of this ordinance.

“Continuing Disclosure Agreement” means, for each Series sold in an offering subject to federal securities regulations requiring a written undertaking to provide continuing disclosure, a continuing disclosure agreement entered into pursuant to Section 23 of this ordinance, in substantially the form attached to this ordinance as Exhibit B.

“Contract Resource Obligation” means an obligation of the City that is designated as a Contract Resource Obligation and is entered into in accordance with Section 20 of this ordinance.

“Coverage Requirement” means Adjusted Net Revenue equal to at least 1.25 times Adjusted Annual Debt Service on all Parity Bonds then outstanding.

“Covered Parity Bonds” means all Outstanding Parity Bonds, each Series of the Bonds, and each

series of Future Parity Bonds. *From and after the Reserve Covenant Date, the term “Covered Parity Bonds” shall exclude each series of Parity Bonds for which the applicable Bond Documents provide that, from and after the Reserve Covenant Date, such series shall no longer be treated as a series of Covered Parity Bonds and shall no longer be secured by the amounts in the Reserve Subaccount.*

“**DTC**” means The Depository Trust Company, New York, New York.

“**Defeasible Bonds**” means any outstanding Parity Bonds that are eligible to be defeased pursuant to the Omnibus Defeasance Ordinance.

“**Director of Finance**” means the Director of the Finance Division of the Department of Finance and Administrative Services, or any other officer who succeeds to substantially all of the responsibilities of that office.

“**Event of Default**” has the meaning assigned to that term in subsection 25(a) of this ordinance.

“**Fiscal Agent**” means the fiscal agent of the State, as the same may be designated by the State from time to time.

“**Future Parity Bond Ordinance**” means any ordinance passed by the City Council providing for the issuance and sale of a series of Future Parity Bonds, and any other ordinance amending or supplementing the provisions of any such ordinance.

“**Future Parity Bonds**” means, with reference to any Series, all revenue bonds and obligations of the Municipal Water System (other than that Series and any other Parity Bonds then outstanding), issued or entered into after the Issue Date of such Series, the payment of which constitutes a charge and lien on Net Revenue equal in priority with the charge and lien upon such revenue for the payment of the amounts required to be paid into the Parity Bond Account in accordance with Section 15 of this ordinance. Future Parity Bonds may include Parity Payment Agreements and any other obligations issued in compliance with the Parity Conditions.

“**Government Obligations**” means, unless otherwise limited in the Bond Documents for a particular Series of the Bonds, any government obligation as that term is defined in RCW 39.53.010, as amended at any

time.

“Gross Revenue” means (a) all income, revenues, receipts and profits derived by the City through the ownership and operation of the Municipal Water System; (b) the proceeds received by the City directly or indirectly from the sale, lease or other disposition of any of the properties, rights or facilities of the Municipal Water System; (c) Payment Agreement Receipts, to the extent that such receipts are not offset by Payment Agreement Payments; and (d) the investment income earned on money held in any fund or account of the City, including any bond redemption funds and the accounts therein, in connection with the ownership and operation of the Municipal Water System. Gross Revenue does not include: (a) income derived from investments irrevocably pledged to the payment of any defeased bonds payable from Gross Revenue; (b) investment income set aside for or earned on money in any fund or account created or maintained solely for the purpose of complying with the arbitrage rebate provisions of the Code; (c) any gifts, grants, donations, or other funds received by the City from any State or federal agency or other person if such gifts, grants, donations, or other funds are the subject of any limitation or reservation imposed by the donor or grantor or imposed by law or administrative regulation to which the donor or grantor is subject, limiting the application of such funds in a manner inconsistent with the application of Gross Revenue hereunder; (d) the proceeds of any borrowing for capital improvements (or the refinancing thereof); (e) the proceeds of any liability or other insurance, including but not limited to insurance proceeds compensating the City for the loss of a capital asset, but excluding business interruption insurance or other insurance of like nature insuring against the loss of revenues; (f) general *ad valorem* taxes, excise taxes and special assessments (other than ULID Assessments), including interest and penalties thereon; and (g) earnings of any separate utility system that may be created, acquired, or constructed by the City pursuant to Section 19 of this ordinance.

“Independent Utility Consultant” means an independent person or firm having a favorable reputation for skill and experience with municipal water systems of comparable size and character to the Municipal Water System in such areas as are relevant to the purpose for which they were retained.

“Issue Date” means, with respect to a Bond, the initial date on which that Bond is issued and delivered to the initial Purchaser in exchange for its purchase price.

“Letter of Representations” means the Blanket Issuer Letter of Representations between the City and DTC dated October 4, 2006, as amended at any time, or an agreement with a substitute or successor Securities Depository.

“MSRB” means the Municipal Securities Rulemaking Board.

“Maximum Annual Debt Service” means, at the time of calculation, the maximum amount of Annual Debt Service that shall become due in the current calendar year or in any future calendar year with respect to the Parity Bonds then outstanding.

“Municipal Water System” means the water system of the City as it now exists, and all additions thereto and betterments and extensions thereof at any time made, together with any utility systems of the City hereafter combined with the Municipal Water System. The Municipal Water System shall not include any separate utility system that may be created, acquired or constructed by the City as provided in Section 19 of this ordinance.

“Net Revenue” means, for any period, Gross Revenue less Operating and Maintenance Expense.

“Omnibus Defeasance Ordinance” means Ordinance 126226, as amended at any time, authorizing the defeasance of Defeasible Bonds (as such ordinance may be amended from time to time) or any future ordinance pursuant to which the Bonds (or any Series of the Bonds) are designated as Defeasible Bonds.

“Omnibus Refunding Ordinance” means Ordinance 125714, as amended at any time, authorizing the issuance of Refunding Parity Bonds (as such ordinance may be amended from time to time), or any future ordinance pursuant to which the Bonds (or any Series of the Bonds) are designated as “Refundable Bonds.”

“Operating and Maintenance Expense” means all expenses incurred by the City in causing the Municipal Water System to be operated and maintained in good repair, working order and condition, including without limitation: (a) deposits, premiums, assessments or other payments for insurance, if any, on the

Municipal Water System; (b) payments into pension funds; (c) State-imposed taxes; (d) amounts due under Contract Resource Obligations in accordance with Section 20 of this ordinance; (e) payments made to another person or entity for the receipt of water supply or transmission or other commodity or service; and (f) payments with respect to any other expenses of the Municipal Water System that are properly treated as Operating and Maintenance Expense under generally accepted accounting principles applicable to municipal corporations, including payments (other than payments out of proceeds of Parity Bonds or other obligations not issued to pay current expenses of the Municipal Water System) into reasonable reserves for items of operating or maintenance expense the payment of which is not immediately required. Operating and Maintenance Expense does not include: depreciation, amortization or other similar recognitions of non-cash expense items made for accounting purposes only including non-cash pension expense; taxes levied or imposed by the City or payments in lieu of City taxes; payments of claims or judgments; or capital additions or capital replacements of the Municipal Water System.

“Outstanding Parity Bond Ordinances” means those ordinances authorizing the issuance and sale of the Outstanding Parity Bonds, as identified in Exhibit A to this ordinance.

“Outstanding Parity Bonds” means those outstanding Parity Bonds identified in Exhibit A to this ordinance. When used in reference to a particular date (or in reference to a particular series of Parity Bonds), Outstanding Parity Bonds shall mean those Parity Bonds, including any Parity Bonds issued subsequent to the effective date of this ordinance, that are outstanding as of that date (or as of the Issue Date of the referenced series of Parity Bonds).

“Owner” means, without distinction, the Registered Owner and the Beneficial Owner of a Bond.

“Parity Bond Account” means the Water Revenue Parity Bond Account created by Ordinance 116705 in the Water Fund for the purpose of paying and securing payment of the principal of and interest on Parity Bonds.

“Parity Bond Documents” means those Bond Documents applicable to a series of Parity Bonds.

“Parity Bond Ordinance” means any ordinance passed by the City Council providing for the issuance and sale of a series of Parity Bonds, and any other ordinance amending or supplementing the provisions of any Parity Bond Ordinance.

“Parity Bonds” means the Outstanding Parity Bonds, each Series of the Bonds, and any Future Parity Bonds then outstanding. Parity Bonds may include Parity Payment Agreements in accordance with Section 17 of this ordinance.

“Parity Certificate” means a certificate delivered pursuant to Section 17 of this ordinance for purposes of satisfying the Parity Conditions in connection with the issuance of Future Parity Bonds.

“Parity Conditions” means (a) for purposes of establishing that a Series of the Bonds may be issued on parity with the Parity Bonds outstanding as of the Issue Date of such Series, the conditions for issuing Future Parity Bonds set forth in the Parity Bond Ordinances relating to those Parity Bonds that are then outstanding; and (b) for purposes of issuing Future Parity Bonds on parity with a Series of the Bonds, the conditions described in subsection (a) of this definition together with the conditions set forth in Section 17 of this ordinance.

“Parity Payment Agreement” means a Payment Agreement that is entered into in compliance with the Parity Conditions and under which the City’s payment obligations are expressly stated to constitute a charge and lien on Net Revenue equal in rank with the charge and lien upon such Net Revenue required to be paid into the Parity Bond Account to pay and secure the payment of interest on Parity Bonds. For purposes of determining percentages of ownership of Parity Bonds under this ordinance or under applicable Parity Bond Documents, Parity Payment Agreements shall be deemed to have no principal amount, and any notice, consent, or similar rights (if any) shall be determined only as set forth in the applicable Parity Payment Agreement.

“Payment Agreement” means a written agreement entered into by the City and a Qualified Counterparty, as authorized by any applicable laws of the State, for the purpose of managing or reducing the City’s exposure to fluctuations or levels of interest rates, or for other interest rate, investment, or asset or

liability management purposes, and that provides for (i) an exchange of payments based on interest rates, ceilings, or floors on such payments; (ii) options on such payments; (iii) any combination of the foregoing; or (iv) any similar device. A Payment Agreement may be entered into on either a current or forward basis. A Payment Agreement must be entered into in connection with (or incidental to) the issuance, incurring, or carrying of particular bonds, notes, bond anticipation notes, commercial paper, or other obligations for borrowed money (which may include leases, installment purchase contracts, or other similar financing agreements or certificates of participation in any of the foregoing).

“Payment Agreement Payments” means the amounts periodically required to be paid by the City to a Qualified Counterparty pursuant to a Payment Agreement.

“Payment Agreement Receipts” means the amounts periodically required to be paid by a Qualified Counterparty to the City pursuant to a Payment Agreement.

“Permitted Investments” means any investments or investment agreements permitted for the investment of City funds under the laws of the State, as amended from time to time.

“Plan of Additions” means, together, the CIP and the Water System Plan, as modified from time to time. The Plan of Additions includes (a) the purchase and installation of all materials, supplies, appliances, equipment and facilities; (b) the acquisition of all permits, franchises, property and property rights, and other capital assets; and (c) all engineering, consulting and other professional services and studies (whether performed by the City or by other public or private entities), each as necessary or convenient to carry out the Plan of Additions. The Plan of Additions includes all amendments, updates, supplements or replacements to the CIP or the Water System Plan, all of which automatically shall constitute amendments to the Plan of Additions. The Plan of Additions also may be modified to include other improvements, without amending the CIP or the Water System Plan, if the City determines by ordinance that those amendments or other improvements constitute a system or plan of additions to or betterments or extensions of the Municipal Water System.

“Pricing Certificate” means a certificate executed by the Director of Finance as of the pricing date

confirming the Bond Sale Terms for the sale of a Series of Bonds to the Purchaser in a competitive sale, in accordance with the parameters set forth in Section 5 of this ordinance.

“Principal and Interest Subaccount” means the subaccount of that name created in the Parity Bond Account for the payment of the principal of and interest on Parity Bonds.

“Purchaser” means the entity or entities who have been selected by the Director of Finance in accordance with this ordinance to serve as underwriter, purchaser or successful bidder in a sale of any Series.

“Qualified Counterparty” means a party (other than the City or a party related to the City) who is the other party to a Payment Agreement, (a)(i) whose senior debt obligations are rated in one of the three highest rating categories of each Rating Agency (without regard to any gradations within a rating category), or (ii) whose obligations under the Payment Agreement are guaranteed for the entire term of the Payment Agreement by a bond insurer or other institution that has been assigned a credit rating in one of the two highest rating categories of each Rating Agency; and (b) who is otherwise qualified to act as the other party to a Payment Agreement under any applicable laws of the State.

“Qualified Insurance” means any Bond Insurance that, as of the time of issuance of such credit enhancement device, is provided by an entity rated in one of the two highest rating categories (without regard to any gradations within a rating category) by at least two nationally recognized rating agencies.

“Qualified Letter of Credit” means any letter of credit, standby bond purchase agreement, or other liquidity facility issued by a financial institution for the account of the City in connection with the issuance of any Parity Bonds, which institution maintains an office, agency or branch in the United States and, as of the time of issuance of such instrument, is rated in one of the two highest rating categories (without regard to any gradations within such rating categories) by at least two nationally recognized rating agencies.

“RBI” means *The Bond Buyer* Revenue Bond Index or comparable index, or, if no comparable index can be obtained, 80 percent of the interest rate for actively traded 30-year United States Treasury obligations.

“Rate Stabilization Account” means the account of that name created in the Water Fund pursuant to

Ordinance 116705 and redesignated for accounting purposes as the Revenue Stabilization Subfund of the Water Fund pursuant to Ordinance 120875.

“Rating Agency” means any nationally recognized rating agency then maintaining a rating on a series of then outstanding Parity Bonds at the request of the City.

“Record Date” means, unless otherwise defined in the Bond Documents, in the case of each interest or principal payment date, the Bond Registrar’s close of business on the 15th day of the month preceding the interest or principal payment date. With regard to redemption of a Bond prior to its maturity, the Record Date shall mean the Bond Registrar’s close of business on the day prior to the date on which the Bond Registrar sends the notice of redemption to the Registered Owner(s) of the affected Bonds.

“Refundable Bonds” means Parity Bonds that may be refunded pursuant to the Omnibus Refunding Ordinance. For purposes of this definition, each Series of the Bonds issued pursuant to this ordinance is designated as a series of Refundable Bonds.

“Refunding Parity Bonds” means Future Parity Bonds that satisfy the applicable Parity Conditions and are issued pursuant to the Omnibus Refunding Ordinance, or other Future Parity Bond Ordinance, for the purpose of refunding any Refundable Bonds.

“Registered Owner” means, with respect to a Bond, the person in whose name that Bond is registered on the Bond Register. For so long as a Series of the Bonds is in Book-Entry Form under the Letter of Representations, the Registered Owner of such Series shall mean the Securities Depository.

“Registration Ordinance” means Ordinance 111724 establishing a system of registration for the City’s bonds and other obligations pursuant to Seattle Municipal Code Chapter 5.10, as amended at any time.

“Reserve Covenant Date” means the earlier of (a) the date on which the City has obtained consents of the requisite percentage of Registered Owners of the Parity Bonds then outstanding, in accordance with the provisions of the applicable Outstanding Parity Bond Documents; or (b) the date on which all of the following Outstanding Parity Bonds have been redeemed or defeased: Water System Revenue Bonds, 2010A (Taxable

Build America Bonds - Direct Payment); Water System Improvement and Refunding Revenue Bonds, 2010B; Water System Refunding Revenue Bonds, 2012; and Water System Improvement and Refunding Revenue Bonds, 2015.

“Reserve Requirement” means the lesser of (a) Maximum Annual Debt Service on all Parity Bonds outstanding at the time of calculation, or (b) 1.25 times Average Annual Debt Service on all Parity Bonds outstanding at the time of calculation. In no event shall the Reserve Requirement exceed 10 percent of the proceeds of each series of Parity Bonds then outstanding, determined as of the Issue Date of each such series.

From and after the Reserve Covenant Date, the Reserve Requirement shall mean the lesser of (a) Maximum Annual Debt Service on all Covered Parity Bonds outstanding at the time of calculation, or (b) 1.25 times Average Annual Debt Service on all Covered Parity Bonds outstanding at the time of calculation. In no event shall the Reserve Requirement exceed the sum of 10 percent of the proceeds of each series of Covered Parity Bonds then outstanding, determined as of the Issue Date of each such series.

“Reserve Security” means any Qualified Insurance or Qualified Letter of Credit obtained by the City to satisfy part or all of the Reserve Requirement, and which is not cancelable on less than three years’ notice.

“Reserve Subaccount” means the subaccount of that name created in the Parity Bond Account for the purpose of securing the payment of the principal of and interest on Parity Bonds.

“Rule 15c2-12” means Rule 15c2-12 promulgated by the SEC under the Securities Exchange Act of 1934, as amended.

“SEC” means the United States Securities and Exchange Commission.

“Securities Depository” means DTC, any successor thereto, any substitute securities depository selected by the City, or the nominee of any of the foregoing. Any successor or substitute Securities Depository must be qualified under applicable laws and regulations to provide the services proposed to be provided by it.

“Serial Bonds” means Parity Bonds maturing in specified years, for which no Sinking Fund Requirements are mandated.

“Series” means a series of the Bonds issued pursuant to this ordinance.

“Sinking Fund Account” means any account created in the Parity Bond Account to amortize the principal or make mandatory redemptions of Term Bonds.

“Sinking Fund Requirement” means, for any calendar year, the principal amount and premium, if any, of Term Bonds required to be purchased, redeemed, paid at maturity or paid into any Sinking Fund Account for such calendar year, as established pursuant to the Bond Documents relating to such Term Bonds.

“State” means the State of Washington.

“State Auditor” means the office of the Auditor of the State or such other department or office of the State authorized and directed by State law to make audits.

“Tax Credit Subsidy Bond” means any Taxable Bond that is designated by the City as a tax credit bond pursuant to the Code, and which is further designated as a “qualified bond” under Section 6431 or similar provision of the Code, and with respect to which the City is eligible to claim a Tax Credit Subsidy Payment.

“Tax Credit Subsidy Payment” means a payment by the federal government with respect to a Tax Credit Subsidy Bond.

“Tax-Exempt Bond” means any Parity Bond, the interest on which is intended, as of the Issue Date, to be excludable from gross income for federal income tax purposes.

“Taxable Bond” means any Parity Bond, the interest on which is not intended, as of the Issue Date, to be excludable from gross income for federal income tax purposes.

“Term Bond” means any Parity Bond that is issued subject to mandatory redemption prior to its maturity in Sinking Fund Requirements.

“ULID” means a utility local improvement district of the City created for the acquisition or construction of additions to and betterments and extensions of the Municipal Water System.

“ULID Assessments” means all assessments levied and collected in a ULID, if and only if those assessments are pledged to be paid into the Parity Bond Account, in which case they shall be included in Gross

Revenue. ULID Assessments shall include all installments of principal, payments of interest, and penalties and interest on delinquencies, but shall not include any prepaid assessments paid into a construction fund or account.

“Valuation Date” means, with respect to any Capital Appreciation Bond, the date or dates, determined as set forth in the Parity Bond Documents relating to the relevant series of Parity Bonds, on which specific Accreted Values are assigned to that Capital Appreciation Bond.

“Variable Interest Rate” means any interest rate that fluctuates during the stated term of a Parity Bond (or during a stated period during which the Parity Bond is designated as a Variable Interest Rate Bond), whether due to a remarketing, a market index reset, or other mechanism set forth in the applicable Bond Documents. The Bond Documents for any Series of the Bonds bearing interest at a Variable Interest Rate shall set forth: (a) the available method(s) of computing interest (the “interest rate modes”); (b) the particular period or periods of time (or manner of determining such period or periods of time) for which each value of such Variable Interest Rate (or each interest rate mode) shall remain in effect; (c) provisions for conversion from one interest rate mode to another and for setting or resetting the interest rates; and (d) the time or times upon which any change in such Variable Interest Rate (or any conversion of interest rate modes) shall become effective.

“Variable Interest Rate Bond” means, for any period of time, any Parity Bond that bears interest at a Variable Interest Rate during that period. A Parity Bond shall not be treated as a Variable Interest Rate Bond if the net economic effect of: (a) interest rates on a particular series of Parity Bonds, as set forth in the applicable Bond Documents, and (b) either (i) interest rates on another series of Parity Bonds issued at substantially the same time, or (ii) a Payment Agreement related to that particular series of Parity Bonds, is to produce obligations that bear interest at a fixed rate. A Parity Bond with respect to which a Payment Agreement is in force shall be treated as a Variable Interest Rate Bond if the net economic effect of the Payment Agreement is to produce an obligation that bears interest at a Variable Interest Rate.

“Water Fund” means the fund of that name into which is paid the Gross Revenue of the Municipal

Water System.

“Water System Plan” means the long-range water system plan known as the 2013 Water System Plan adopted by the City in Ordinance 124071, as that plan may be amended, updated, supplemented, or replaced from time to time.

Section 2. **Adoption of Plan of Additions.** The City specifies, adopts, and orders the Plan of Additions to be carried out as generally provided for in the documents comprising the Plan of Additions. The estimated cost of the Plan of Additions, as near as may be determined, is declared to be \$727 million, of which approximately \$88 million is expected to be financed from proceeds of the Bonds and investment earnings thereon.

Section 3. **Authorization of Bonds; Due Regard Finding.**

(a) **The Bonds.** The City is authorized to issue Municipal Water System revenue bonds, payable from the sources described in Section 13 of this ordinance, in the maximum principal amount stated in Section 5 of this ordinance, to provide funds (a) to pay part of the cost of carrying out the Plan of Additions; (b) to provide for the Reserve Requirement (if any); (c) to capitalize interest on (if necessary) and pay the costs of issuance of the Bonds; and (d) for other Municipal Water System purposes approved by ordinance. The Bonds may be issued in one or more Series and may be combined with other Municipal Water System revenue bonds (including Refunding Parity Bonds) authorized separately. The Bonds shall be designated Water System Revenue Bonds and shall be numbered separately and shall have any name, year, and series or other label as deemed necessary or appropriate by the Director of Finance.

(b) **City Council Finding.** The City Council finds that, in creating the Parity Bond Account and in fixing the amounts to be paid into it in accordance with this ordinance and the parameters for the Bond Sale Terms set forth in Section 5 of this ordinance, the City Council has exercised due regard for the cost of operation and maintenance of the Municipal Water System, and is not setting aside into the Parity Bond Account a greater amount than in the judgment of the City Council, based on the rates established from time to

time consistent with subsection 16(b) of this ordinance, will be sufficient, in the judgment of the City Council, to meet all expenses of operation and maintenance of the Municipal Water System and to provide the amounts previously pledged for the payment of all outstanding obligations payable out of Gross Revenues and pledged for the payment of the Bonds. Therefore, the City Council finds that the issuance and sale of the Bonds is in the best interest of the City and in the public interest.

Section 4. **Manner of Sale of Bonds.** The Director of Finance may provide for the sale of each Series by competitive sale, negotiated sale, limited offering, or private placement and may select and enter into agreements with remarketing agents or providers of liquidity with respect to Variable Interest Rate Bonds. The Purchaser of each Series shall be chosen through a selection process acceptable to the Director of Finance. The Director of Finance is authorized to specify a date and time of sale and a date and time for the delivery of each Series; in the case of a competitive sale, to provide an official notice of sale including bid parameters and other bid requirements, and to provide for the use of an electronic bidding mechanism; to determine matters relating to a forward or delayed delivery of the Bonds; and to determine such other matters and take such other action as, in the Director's determination, may be necessary, appropriate, or desirable in order to carry out the sale of each Series. Each Series must be sold on Bond Sale Terms consistent with the parameters set forth in Section 5 of this ordinance.

Section 5. **Appointment of Designated Representative; Bond Sale Terms.**

(a) **Designated Representative.** The Director of Finance is appointed to serve as the City's designated representative in connection with the issuance and sale of the Bonds in accordance with RCW 39.46.040(2) and this ordinance.

(b) **Parameters for Bond Sale Terms.** The Director of Finance is authorized to approve, on behalf of the City, Bond Sale Terms for the sale of the Bonds in one or more Series, and, in connection with each such sale, to execute a Bond Purchase Contract (or, in the case of a competitive sale, a Pricing Certificate) confirming the Bond Sale Terms and such related agreements as may be necessary or desirable, consistent with

the following parameters:

(i) **Maximum Principal Amount.** The maximum aggregate principal amount of all Series of the Bonds authorized by this ordinance is not to exceed \$88 million.

(ii) **Date or Dates.** Each Bond shall be dated its Issue Date, as determined by the Director of Finance. The initial Issue Date (without restricting any reissuance date with respect to a Series of Variable Interest Rate Bonds) may be no later than December 31, 2024.

(iii) **Denominations.** The Bonds shall be issued in Authorized Denominations.

(iv) **Interest Rate(s).** Each Bond shall bear interest from its Issue Date or from the most recent date to which interest has been paid or duly provided, whichever is later, unless otherwise provided in the Bond Documents. Each Series of the Bonds shall bear interest at one or more fixed interest rates or Variable Interest Rates. The net interest cost for any fixed rate Series may not exceed a rate of 10 percent per annum. The Bond Documents for any Series may provide for multiple interest rates and interest rate modes, and may provide conditions and mechanisms for the Director of Finance to effect a conversion from one mode to another. Nothing in this ordinance shall be interpreted to prevent the Bond Documents for any Series from including a provision for adjustments to interest rates during the term of the Series upon the occurrence of certain events specified in the applicable Bond Documents.

(v) **Payment Dates.** Interest shall be payable on dates acceptable to the Director of Finance. Principal shall be payable on dates acceptable to the Director of Finance, which shall include payment at the maturity of each Bond, in accordance with any Sinking Fund Requirements applicable to Term Bonds, and otherwise in accordance with any redemption or tender provisions.

(vi) **Final Maturity.** Each Bond shall mature no later than 40 years after its Issue Date.

(vii) **Redemption Prior to Maturity.** The Bond Sale Terms may include redemption and tender provisions, as determined by the Director of Finance in the Director's discretion, consistent with Section 8 of this ordinance and subject to the following:

(A) **Optional Redemption.** The Director of Finance may designate any Bond as subject to optional redemption prior to its maturity. Any Bond that is subject to optional redemption prior to maturity must be callable on at least one or more dates occurring not more than 10½ years after the Issue Date, consistent with subsection 8(a) of this ordinance.

(B) **Mandatory Redemption.** The Director of Finance may designate any Bond as a Term Bond, subject to mandatory redemption prior to its maturity on the dates and in principal payment amounts set forth in Sinking Fund Requirements, consistent with subsection 8(b) of this ordinance.

(C) **Extraordinary Redemptions.** The Director of Finance may designate any Bond as subject to extraordinary optional redemption or extraordinary mandatory redemption upon the occurrence of an extraordinary event, as such event or events may be set forth in the applicable Bond Documents, consistent with subsection 8(c) of this ordinance.

(D) **Tender Options.** The Director of Finance may designate any Variable Interest Rate Bond as subject to tender options, as set forth in the applicable Bond Documents.

(viii) **Price.** The Director of Finance may approve in the Bond Sale Terms an aggregate purchase price for each Series of the Bonds that is, in the Director's judgment, the price that produces the most advantageous borrowing cost for the City, consistent with the parameters set forth in this ordinance and in any applicable bid documents.

(ix) **Other Terms and Conditions.**

(A) **Expected Life of Capital Facilities.** As of the Issue Date of each Series, the Director of Finance must additionally find to the Director's satisfaction that the average expected life of the capital facilities to be financed with the proceeds (or allocable share of proceeds) of that Series must exceed the weighted average maturity of such Series (or share thereof) allocated to financing those capital facilities.

(B) **Parity Conditions Satisfied.** As of the Issue Date of each Series, the Director of Finance must find that the Parity Conditions have been met or otherwise satisfied, so that such Series is

permitted to be issued as Parity Bonds.

(C) **Additional Terms, Conditions, and Agreements.** The Bond Sale Terms for any Series may provide for Bond Insurance, a Reserve Security, Qualified Letter of Credit, credit enhancement, or for any other Payment Agreement as the Director of Finance may find necessary or desirable. The Bond Sale Terms for any Series may provide for multiple interest rate modes and may include provisions for conversion from any interest rate mode to any other mode. To that end, the Bond Sale Terms may include such additional terms, conditions, and covenants as may be necessary or desirable, including but not limited to: restrictions on investment of Bond proceeds and pledged funds (including any escrow established for the defeasance of the Bonds); provisions for the conversion of interest rate modes; provisions for the reimbursement of a credit enhancement provider or Qualified Counterparty; and requirements to give notice to or obtain the consent of a credit enhancement provider or a Qualified Counterparty. The Director of Finance is authorized to execute, on behalf of the City, such additional certificates and agreements as may be necessary or desirable to reflect such terms, conditions, and covenants.

(D) **Reserve Requirement.** The Bond Sale Terms must establish whether the Series is to be treated as Covered Parity Bonds and must establish the method of providing for the Reserve Requirement, consistent with Section 15 of this ordinance.

(E) **Tax Status of the Bonds.** The Director of Finance may determine that any Series of the Bonds may be designated or qualified as Tax-Exempt Bonds, Taxable Bonds, or Tax Credit Subsidy Bonds, consistent with Section 22 of this ordinance.

Section 6. **Bond Registrar; Registration and Transfer of Bonds.**

(a) **Registration of Bonds; Bond Registrar.** The Bonds shall be issued only in registered form as to both principal and interest and shall be recorded on the Bond Register. The Fiscal Agent is appointed to act as Bond Registrar for each Series of the Bonds, unless otherwise determined by the Director of Finance.

(b) **Transfer and Exchange of Bonds.** The Bond Registrar shall keep, or cause to be kept, sufficient

books for the registration and transfer of the Bonds, which shall be open to inspection by the City at all times. The Bond Register shall contain the name and mailing address of the Registered Owner of each Bond and the principal amount and number of each of the Bonds held by each Registered Owner.

The Bond Registrar is authorized, on behalf of the City, to authenticate and deliver Bonds transferred or exchanged in accordance with the provisions of the Bonds and this ordinance, to serve as the City's paying agent for the Bonds and to carry out all of the Bond Registrar's powers and duties under this ordinance and the Registration Ordinance.

The Bond Registrar shall be responsible for its representations contained in the Bond Registrar's certificate of authentication on the Bonds. The Bond Registrar may become an Owner of Bonds with the same rights it would have if it were not the Bond Registrar and, to the extent permitted by law, may act as depository for and permit any of its officers or directors to act as members of, or in any other capacity with respect to, any committee formed to protect the rights of Owners.

Bonds surrendered to the Bond Registrar may be exchanged for Bonds in any Authorized Denomination of an equal aggregate principal amount and of the same Series, interest rate and maturity. Bonds may be transferred only if endorsed in the manner provided thereon and surrendered to the Bond Registrar. Any exchange or transfer shall be without cost to an Owner or transferee. The Bond Registrar shall not be obligated to exchange or transfer any Bond during the period between the Record Date and the corresponding interest payment or principal redemption date.

(c) Securities Depository; Book-Entry Form. Unless otherwise determined by the Director of Finance, the Bonds initially shall be issued in Book-Entry Form and registered in the name of the Securities Depository. The Bonds so registered shall be held fully immobilized in Book-Entry Form by the Securities Depository in accordance with the provisions of the Letter of Representations. Neither the City nor the Bond Registrar shall have any responsibility or obligation to participants of the Securities Depository or the persons for whom they act as nominees with respect to the Bonds regarding the accuracy of any records maintained by

the Securities Depository or its participants of any amount in respect of principal of or interest on the Bonds, or any notice that is permitted or required to be given to Registered Owners hereunder (except such notice as is required to be given by the Bond Registrar to the Securities Depository). Registered ownership of a Bond initially held in Book-Entry Form, or any portion thereof, may not be transferred except: (i) to any successor Securities Depository; (ii) to any substitute Securities Depository appointed by the City or such substitute Securities Depository's successor; or (iii) to any person if the Bond is no longer held in Book-Entry Form.

Upon the resignation of the Securities Depository from its functions as depository, or upon a determination by the Director of Finance to discontinue utilizing the then-current Securities Depository, the Director of Finance may appoint a substitute Securities Depository. If the Securities Depository resigns from its functions as depository and no substitute Securities Depository can be obtained, or if the Director of Finance determines not to utilize a Securities Depository, then the Bonds shall no longer be held in Book-Entry Form and ownership may be transferred only as provided herein.

Nothing in this ordinance shall prevent the Bond Sale Terms from providing that a Series of the Bonds shall be issued in certificated form without utilizing a Securities Depository, and that the Bonds of such Series shall be registered as of their Issue Date in the names of the Owners thereof, in which case ownership may be transferred only as provided in this ordinance.

(d) **Lost or Stolen Bonds.** In case any Bond shall be lost, stolen or destroyed, the Bond Registrar may authenticate and deliver a new bond or bonds of like amount, date, tenor, and effect to the Registered Owner(s) thereof upon the Registered Owner(s)' paying the expenses and charges of the City in connection therewith and upon filing with the Bond Registrar evidence satisfactory to the Bond Registrar that such bond or bonds were actually lost, stolen or destroyed and of Registered Ownership thereof, and upon furnishing the City with indemnity satisfactory to both.

Section 7. **Payment of Bonds.**

(a) **Payment.** Each Bond shall be payable in lawful money of the United States of America on the dates

and in the amounts as provided in the Bond Documents applicable to that Series. Principal of and interest on each Bond issued as a Parity Bond shall be payable solely out of the Parity Bond Account and shall not be a general obligation of the City. No Bonds of any Series shall be subject to acceleration under any circumstances.

(b) **Bonds Held In Book-Entry Form.** Principal of and interest on each Bond held in Book-Entry Form shall be payable in the manner set forth in the Letter of Representations.

(c) **Bonds Not Held In Book-Entry Form.** Interest on each Bond not held in Book-Entry Form shall be payable by electronic transfer on the interest payment date, or by check or draft of the Bond Registrar mailed on the interest payment date to the Registered Owner at the address appearing on the Bond Register on the Record Date. The City, however, is not required to make electronic transfers except pursuant to a request by a Registered Owner in writing received at least ten days prior to the Record Date and at the sole expense of the Registered Owner. Principal of each Bond not held in Book-Entry Form shall be payable upon presentation and surrender of the Bond by the Registered Owner to the Bond Registrar.

Section 8. **Redemption and Purchase of Bonds.**

(a) **Optional Redemption.** All or some of the Bonds may be subject to redemption prior to their stated maturity dates at the option of the City at the times and on the terms set forth in the applicable Bond Documents.

(b) **Mandatory Redemption.** All or some of the Bonds of any Series may be designated as Term Bonds, subject to mandatory redemption in Sinking Fund Requirements, as set forth in the applicable Bond Documents. If not redeemed or purchased at the City's option prior to maturity, Term Bonds (if any) must be redeemed, at a price equal to 100 percent of the principal amount to be redeemed plus accrued interest, on the dates and in the years and Sinking Fund Requirements as set forth in the applicable Bond Documents. If the City optionally redeems or purchases a Term Bond prior to maturity, the principal amount of that Term Bond that is so redeemed or purchased (irrespective of its redemption or purchase price) shall be credited against the remaining Sinking Fund Requirements for that Term Bond in the manner as directed by the Director of Finance.

In the absence of direction by the Director of Finance, credit shall be allocated to the remaining Sinking Fund Requirements for that Term Bond on a *pro rata* basis.

(c) **Extraordinary Redemption Provisions.** All or some of the Bonds of any Series may be subject to extraordinary optional or extraordinary mandatory redemption prior to maturity upon the occurrence of an extraordinary event, at the prices, in the principal amounts, and on the dates, all as set forth in the applicable Bond Documents.

(d) **Selection of Bonds for Redemption; Partial Redemption.** If fewer than all of the outstanding Bonds of a Series are to be redeemed at the option of the City, the Director of Finance shall select the maturity or maturities to be redeemed. If less than all of the principal amount of a maturity of the selected Series is to be redeemed and, if such Series is held in Book-Entry Form, the portion of such maturity to be redeemed shall be selected for redemption by the Securities Depository in accordance with the Letter of Representations. If the Series is not then held in Book-Entry Form, the portion of such maturity to be redeemed shall be selected by the Bond Registrar randomly in such manner as the Bond Registrar shall determine. All or a portion of the principal amount of any Bond that is to be redeemed may be redeemed in any applicable Authorized Denomination. If less than all of the outstanding principal amount of any Bond is redeemed, upon surrender of that Bond to the Bond Registrar there shall be issued to the Registered Owner, without charge, a new Bond (or Bonds, at the option of the Registered Owner) of the same Series, maturity, and interest rate in any Authorized Denomination in the aggregate principal amount to remain outstanding.

(e) **Purchase.** The City reserves the right and option to purchase any or all of the Bonds at any time at any price acceptable to the City plus accrued interest to the date of purchase.

Section 9. **Notice of Redemption; Rescission of Notice.** Unless otherwise set forth in the applicable Bond Documents, the City must cause notice of any intended redemption of Bonds to be given not fewer than 20 nor more than 60 days prior to the date fixed for redemption by first class mail, postage prepaid, to the Registered Owner of any Bond to be redeemed at the address appearing on the Bond Register on the Record

Date, and the requirements of this sentence shall be deemed to have been fulfilled when notice has been mailed as so provided, whether or not it is actually received by the Owner of any Bond. Interest on Bonds called for redemption shall cease to accrue on the date fixed for redemption unless the Bond or Bonds called are not redeemed when presented pursuant to the call.

In the case of an optional or extraordinary optional redemption, the notice may state that the City retains the right to rescind the redemption notice and the related optional redemption of Bonds by giving a notice of rescission to the affected Registered Owners at any time on or prior to the scheduled optional redemption date. Any notice of optional redemption that is rescinded by the Director of Finance shall be of no effect, and the Bonds for which the notice of optional redemption has been rescinded shall remain outstanding.

Section 10. **Failure to Pay Bonds.** If any Bond is not paid when properly presented at its maturity or redemption date, the City shall be obligated to pay, solely from the Parity Bond Account and the other sources pledged in this ordinance, interest on that Bond at the same rate provided on that Bond from and after its maturity or redemption date until that Bond, including principal, redemption premium (if any), and interest, is paid in full or until sufficient money for its payment in full is on deposit in the Parity Bond Account and that Bond has been called for payment by giving notice of that call to the Registered Owner of that Bond.

Section 11. **Form and Execution of Bonds.** The Bonds shall be typed, printed, or reproduced in a form consistent with the provisions of this ordinance and State law; shall be signed by the Mayor and Director of Finance, either or both of whose signatures may be manual or in facsimile; and the seal of the City or a facsimile reproduction thereof shall be impressed or printed thereon.

Only Bonds bearing a certificate of authentication in substantially the following form (with the designation, year, and Series adjusted consistent with this ordinance), manually signed by the Bond Registrar, shall be valid or obligatory for any purpose or entitled to the benefits of this ordinance: “This Bond is one of the fully registered The City of Seattle, Washington, [Water System Revenue Bonds], [Year], [Series], described in [this ordinance].” The authorized signing of a certificate of authentication shall be conclusive evidence that

the Bond so authenticated has been duly executed, authenticated, and delivered and is entitled to the benefits of this ordinance.

If any officer whose manual or facsimile signature appears on a Bond ceases to be an officer of the City authorized to sign bonds before the Bond bearing the officer's manual or facsimile signature is authenticated or delivered by the Bond Registrar or issued by the City, that Bond nevertheless may be authenticated, delivered, and issued and, when authenticated, issued, and delivered, shall be as binding on the City as though that person had continued to be an officer of the City authorized to sign bonds. Any Bond also may be signed on behalf of the City by any person who, on the actual date of signing of the Bond, is an officer of the City authorized to sign bonds, although the person did not hold the required office on the date of issuance of that Series of the Bonds.

Section 12. **Construction Account; Deposit of Proceeds.** An account to be known as the Water System Construction Subaccount, 2022, is created in the Water System Construction Account within the Water Fund. After depositing accrued interest (if any) into the Principal and Interest Subaccount and depositing amounts necessary to provide for the Reserve Requirement (if any) into the Reserve Subaccount, the remaining principal proceeds of the sale of a Series of the Bonds shall be deposited into the Construction Account (or such other fund or account as may be directed by the Director of Finance) to be used (a) to pay part of the costs of carrying out the Plan of Additions, and (b) to pay capitalized interest on (if necessary) and the costs of issuance of the Series. Until needed to pay such costs, the City may invest principal proceeds and interest thereon temporarily in any Permitted Investments, and the investment earnings may, as determined by the Director of Finance, be either (a) retained in the Construction Account to be spent for the purposes of that account, or (b) deposited in the Parity Bond Account.

Section 13. **Security for the Bonds; Parity with Outstanding Parity Bonds.** The Bonds shall be special limited obligations of the City payable from and secured solely by the Net Revenue (including all ULID Assessments, if any) and money in the Parity Bond Account and the subaccounts therein, *except that from and*

after the Reserve Covenant Date, money in the Reserve Subaccount shall secure only Covered Parity Bonds.

The Net Revenue (including all ULID Assessments, if any) is pledged to make the payments into the Parity Bond Account required by this ordinance. This pledge constitutes a charge and lien upon such Net Revenue prior and superior to all other liens and charges whatsoever.

The Bonds shall be issued on parity with the Outstanding Parity Bonds and all Future Parity Bonds, without regard to date of issuance or authorization and without preference or priority of right or lien. Nothing in this ordinance prevents the City from issuing revenue bonds or other obligations that are a charge or lien upon Net Revenue subordinate to the payments required to be made from Net Revenue into the Parity Bond Account and the subaccounts therein. The City covenants that, for as long as any Bond is outstanding, it will not issue any other revenue obligations (or create any special fund or account therefor), that will have any priority over or that will rank on a parity with the payments required in respect of the Parity Bonds, and that it will issue Future Parity Bonds only accordance with Section 17 of this ordinance.

The Bonds shall not constitute general obligations of the City, the State, or any political subdivision of the State or a charge upon any general fund or upon any money or other property of the City, the State, or any political subdivision of the State not specifically pledged by this ordinance.

Section 14. **Priority Expenditure of Gross Revenue; Flow of Funds.** Gross Revenue shall be deposited as received in the Water Fund and used for the following purposes only in the following order of priority:

(a) To pay the Operating and Maintenance Expense;

(b) To make all payments into the Principal and Interest Subaccount required to be made in order to pay the interest on and principal of all Parity Bonds (including all net payments on Parity Payment Agreements) when due, and to make payments due under any agreement with a provider of a Reserve Security which agreement requires those payments to be treated on a parity of lien with the Parity Bonds;

(c) To make all payments required to be made (i) into the Reserve Subaccount with respect to Covered

Parity Bonds, (ii) under any agreement with a provider of a Reserve Security, which agreement requires those payments to be treated on a parity of lien with the payments required to be made into the Reserve Subaccount, and (iii) *until the Reserve Covenant Date, into a special account in the Water Fund in accordance with the second paragraph in subsection 15(a)(ii) of this ordinance;*

(d) To make all payments required to be made into any revenue bond, note, warrant or other revenue obligation redemption fund, debt service account, or reserve account created to pay and secure the payment of the principal of and interest on any revenue bonds or short-term obligations of the City having a charge and lien upon Net Revenue subordinate to the lien thereon for the payment of the principal of and interest on the Parity Bonds; and

(e) Without priority, to any of the following purposes: to retire by redemption or purchase any outstanding revenue bonds or revenue obligations of the Municipal Water System; to make necessary additions, betterments, improvements or repairs to, or extensions and replacements of the Municipal Water System; to pay City taxes or other payments in lieu of taxes payable from Gross Revenue; to make deposits to the Rate Stabilization Account; or for any other lawful Municipal Water System purposes.

Section 15. **Parity Bond Account.** A special account of the City known as the Parity Bond Account has been previously created and shall be maintained as a separate account within the Water Fund, for the sole purpose of paying the principal of and premium, if any, and interest on the Parity Bonds as the same shall become due. The Parity Bond Account consists of the Principal and Interest Subaccount and the Reserve Subaccount, and may additionally include such subaccounts as the Director of Finance may deem necessary, so long as the maintenance of such subaccounts does not conflict with the rights of the owners of Parity Bonds. Principal of, premium (if any) and interest on the Parity Bonds shall be payable out of the Parity Bond Account.

(a) **Required Payments Into the Parity Bond Account.** So long as any Parity Bonds are outstanding (including amounts required under any Parity Payment Agreement), the City shall set aside and pay into the Parity Bond Account all ULID Assessments on their collection and, out of Net Revenue, certain fixed amounts

without regard to any fixed proportion, namely:

(i) Into the Principal and Interest Subaccount on or before each date on which interest on or principal of Parity Bonds (including Sinking Fund Requirements and net payments under any Parity Payment Agreements) shall become due and payable, an amount that will be sufficient, together with other money on deposit therein, to pay such principal, interest, Sinking Fund Requirements, and net payments then due on Parity Payment Agreements as the same shall become due; and

(ii) Into the Reserve Subaccount, an amount necessary to provide for the Reserve Requirement within the time and in the manner required by this ordinance and the Bond Sale Terms. The amount necessary, if any, to satisfy the Reserve Requirement upon the issuance of a Series of the Bonds may be funded (A) on the Issue Date by a deposit of bond sale proceeds, available funds of the Municipal Water System, or a Reserve Security; or (B) in annual installments from Net Revenue so that the Reserve Requirement is fully funded by no later than the fifth anniversary of the Issue Date of such series. The manner of funding the Reserve Requirement for the Bonds shall be set forth in the Bond Sale Terms.

Until the Reserve Covenant Date, the requirements of this paragraph apply: On receipt of a notice of cancellation of any Reserve Security used to satisfy all or any part of the Reserve Requirement, the City shall either (A) substitute a Reserve Security in the amount required to make up the deficiency created in the Reserve Subaccount, or (B) create a special account in the Water Fund and deposit therein, on or before the 25th day of each of the 36 succeeding calendar months (commencing with the 25th day of the calendar month next following the date of the notice) 1/36 of the amount sufficient, together with other money and investments on deposit in the Reserve Subaccount, to equal the Reserve Requirement that will be in effect as of the date the cancellation becomes effective. Amounts on deposit in that special account shall not be available to pay debt service on Parity Bonds or for any other purpose of the City, and shall be transferred to the Reserve Subaccount on the effective date of any cancellation of a Reserve Security to make up all or part of the deficiency caused thereby. Amounts in that special account or in the Reserve Subaccount may be transferred back to the Water

Fund and used for any purpose if and when a substitute Reserve Security is obtained. ***From and after the Reserve Covenant Date, the foregoing paragraph shall no longer be of any force or effect.***

To meet the required payments to be made into the Parity Bond Account, the Director of Finance may transfer any money from any funds or accounts of the City legally available therefor, except bond redemption funds, refunding escrow funds or defeasance funds. The Director of Finance may provide for the purchase, redemption, or defeasance of any Parity Bonds by the use of money on deposit in any subaccount in the Parity Bond Account as long as the money remaining in those subaccounts is sufficient to satisfy the required deposits in those subaccounts for the remaining Parity Bonds.

(b) Reserve Subaccount. The Reserve Subaccount previously has been created and maintained as a subaccount within the Parity Bond Account for the purpose of securing the payment of the principal of and interest on all Parity Bonds outstanding (including amounts due under any Parity Payment Agreements if required under such agreement). The City covenants that it will at all times, so long as any Covered Parity Bonds are outstanding, maintain the Reserve Subaccount at the Reserve Requirement (taking into account scheduled payments to fund the Reserve Requirement over time), as it is adjusted from time to time, except for withdrawals as authorized by this ordinance. Any withdrawals authorized below from subaccounts within the Reserve Subaccount shall be made on a pro rata basis except if the provider of a Reserve Security requires all cash and investments in the Reserve Subaccount to be withdrawn before draws on the Reserve Security, or unless the City receives an opinion of Bond Counsel to the effect that such pro rata withdrawal is not required to maintain the exclusion of interest on the Parity Bonds then outstanding from gross income for federal income tax purposes.

(i) Use of Reserve Subaccount for Payment of Debt Service. In the event of a deficiency in the Principal and Interest Subaccount to meet current installments of either principal (including Sinking Fund Requirements) or interest (including amounts payable under any Parity Payment Agreement), the Director of Finance may make withdrawals of money or proceeds of Reserve Security in the Reserve Subaccount. ***From***

and after the Reserve Covenant Date, the Reserve Subaccount shall secure the payment of principal of and interest on Covered Parity Bonds only and the withdrawals authorized by this paragraph shall be limited to the amounts necessary to meet maturing installments of either principal (or Sinking Fund Requirements) or interest (including net payments under Parity Payment Agreements) with respect only to Covered Parity Bonds. Any deficiency created in the Reserve Subaccount by reason of any such withdrawal or claim against a Reserve Security shall then be made up from the ULID Assessments and Net Revenue first available after making necessary provisions for the required payments into the Principal and Interest Subaccount.

(ii) **Application of Funds in Reserve Subaccount.** The money in the Reserve Subaccount may be applied to the payment of the last outstanding Covered Parity Bonds, and when the total amount in the Parity Bond Account (including investment earnings) equals the total amount of principal and interest for all then-outstanding Covered Parity Bonds to the last maturity thereof, no further payment need be made into the Parity Bond Account in respect of the Covered Parity Bonds. Money in the Reserve Subaccount (including investment earnings) in excess of the Reserve Requirement may be withdrawn and deposited in the Principal and Interest Subaccount and spent for the purpose of retiring Covered Parity Bonds or may be deposited in any other fund or account and spent for any other lawful Municipal Water System purpose.

(c) **Investment of Money in Parity Bond Account.** All money in the Parity Bond Account may be kept in cash or invested in Permitted Investments maturing not later than the date when needed (for investments in the Principal and Interest Subaccount) or the last maturity of any outstanding Parity Bonds (for investments in the Reserve Subaccount). In no event shall any money in the Parity Bond Account or any other money reasonably expected to be used to pay principal of and/or interest on the Parity Bonds be invested at a yield that would cause any Series issued as Tax-Exempt Bonds or Tax Credit Subsidy Bonds to be arbitrage bonds within the meaning of Section 148 of the Code. Income from investments in the Principal and Interest Subaccount shall be deposited in that subaccount. Income from investments in the Reserve Subaccount shall be deposited in that subaccount until the amount therein is equal to the Reserve Requirement for all Parity Bonds, and

thereafter shall be deposited in the Principal and Interest Subaccount. Notwithstanding the provisions for deposit or retention of earnings in the Parity Bond Account, any earnings that are subject to a federal tax or rebate requirement may be withdrawn from the Parity Bond Account for deposit in a separate fund or account for that purpose. If no longer required for such rebate, money in that separate fund or account shall be returned to the Parity Bond Account.

(d) **Failure to Deposit Money in Parity Bond Account.** If the City fails to set aside and pay into the Parity Bond Account, or the subaccounts therein, the amounts set forth in this ordinance, the registered owner of any of the outstanding Parity Bonds may bring action against the City for failure to make the required deposits to the Parity Bond Account only in accordance with Section 25 of this ordinance regarding Events of Default.

Section 16. **Parity Bond Covenants.** The City covenants with the Owner of each Bond at any time outstanding, as follows:

(a) **Operation and Maintenance.** The City will pay all Operating and Maintenance Expense and otherwise meet the obligations of the City under this ordinance. It will at all times maintain and keep the Municipal Water System in good repair, working order and condition, and will make all necessary and proper additions, betterments, renewals and repairs thereto, and improvements, replacements and extensions thereof, so that at all times the business carried on in connection therewith will be properly and advantageously conducted, and will at all times operate or cause to be operated the Municipal Water System and the business in connection therewith in an efficient manner and at a reasonable cost.

(b) **Establishment and Collection of Rates and Charges.** The City will establish, maintain, revise as necessary, and collect rates and charges for services and facilities provided by the Municipal Water System so that the Adjusted Net Revenue in each fiscal year will be at least equal to the Coverage Requirement. The failure of the City to comply with this covenant shall not be an Event of Default if the City promptly retains an Independent Utility Consultant to recommend to the City Council adjustments in the rates of the Municipal

Water System necessary to meet the requirements of this covenant and if the City Council adopts the recommended modifications within 180 days of the date the failure became known to the City Council.

(c) **Sale or Disposition of the Municipal Water System.** The City may sell, transfer or otherwise dispose of any of the works, plant, properties, facilities or other part of the Municipal Water System or any real or personal property comprising a part of the Municipal Water System consistent only with one or more of the following:

(i) The City in its discretion may carry out such a sale, transfer, or disposition (each, a “transfer”) if the facilities or property transferred are not material to the operation of the Municipal Water System, or shall have become unserviceable, inadequate, obsolete, or unfit to be used in the operation of the Municipal Water System or are no longer necessary, material or useful to the operation of the Municipal Water System; or

(ii) The City in its discretion may carry out such a transfer if the aggregate depreciated cost value of the facilities or property being transferred under this subsection in any fiscal year comprises no more than 5 percent of the total assets of the Municipal Water System; or

(iii) The City in its discretion may carry out such a transfer if the proceeds from such transfer are used to acquire new useful operating facilities or properties of the Municipal Water System, or are used to retire outstanding Parity Bonds or other revenue obligations of the Municipal Water System, if, at the time of such transfer, the City has on file a certificate of both the Director of Finance and the Director of Seattle Public Utilities (or any officer who succeeds to substantially all of the responsibilities of either office) demonstrating that, in their opinion, upon such transfer and the use of proceeds of the transfer as proposed by the City, the remaining facilities of the Municipal Water System will retain their operational integrity and, based on the financial statements for the most recent fiscal year available, the proposed transfer would not prevent the Municipal Water System from complying with the Coverage Requirement during the five fiscal years following the fiscal year in which the transfer is to occur. The certificate shall take into account (A) the reduction in

revenue and expenses, if any, resulting from the transfer; (B) the use of any proceeds of the transfer for the redemption of Parity Bonds, (C) the estimate of revenue from customers anticipated to be served by any additions to and betterments and extensions of the Municipal Water System financed in part by the proposed portion of the proceeds of the transfer, and (D) any other adjustment permitted in the preparation of a certificate under subsection 17(a)(vi) of this ordinance. Before such a transfer, the City also must obtain confirmation from each of the Rating Agencies to the effect that the rating then in effect will not be reduced or withdrawn upon such transfer.

(d) **Books and Records.** The City will keep proper books, records and accounts with respect to the operations, income, and expenditures of the Municipal Water System in accordance with generally accepted accounting practices relating to municipal utilities and any applicable rules and regulations prescribed by the State, and will cause those books, records and accounts to be audited on an annual basis by the State Auditor (or, if such audit is not made by the State Auditor within 270 days after the close of any fiscal year of the City, by a certified public accountant selected by the City). It will prepare annual financial and operating statements as soon as practicable after the close of each fiscal year showing in reasonable detail the financial condition of the Municipal Water System as of the close of the previous year and the income and expenses for such year, including the amounts paid into the Parity Bond Account and into any and all special funds or accounts created pursuant to the provisions of this ordinance, the status of all funds and accounts as of the end of such year, and the amounts expended for maintenance, renewals, replacements and capital additions to the Municipal Water System. Such statements shall be sent to the owner of any Parity Bond upon written request received by the City. The City may charge a reasonable cost for providing such financial statements.

(e) **Liens Upon the Municipal Water System.** Except as otherwise provided in this ordinance, it will not at any time create or permit to accrue or to exist any lien or other encumbrance or indebtedness upon the Gross Revenue or any part thereof prior or superior to the lien thereon for the payment of the Parity Bonds, and will pay and discharge, or cause to be paid and discharged, any and all lawful claims for labor, materials or

supplies that, if unpaid, might become a lien or charge upon the Gross Revenue or any part thereof, prior or superior to, or on a parity with, the lien of the Parity Bonds, or which might impair the security of the Parity Bonds.

(f) **Collection of Delinquent Accounts; No Free Service.** On at least an annual basis, the City will determine all accounts that are delinquent and will take such actions as the City determines are reasonably necessary to enforce payment of those delinquent accounts. Except to aid the poor or infirm and for fire-fighting purposes, it will not furnish or supply or permit the furnishing or supplying of any service or facility in connection with the operation of the Municipal Water System free of charge to any person, firm, or corporation, public or private.

(g) **Maintenance of Insurance.** The City will at all times carry fire and extended coverage, public liability and property damage and such other forms of insurance with responsible insurers and with policies payable to the City on such of the buildings, equipment, works, plants, facilities, and properties of the Municipal Water System as are ordinarily carried by municipal or privately owned utilities engaged in the operation of like systems, and against such claims for damages as are ordinarily carried by municipal or privately owned utilities engaged in the operation of like systems, or it will self-insure or participate in an insurance pool or pools with reserves adequate, in the reasonable judgment of the City, to protect the Municipal Water System against loss.

(h) **Condemnation Awards and Insurance Proceeds.** If the City receives any condemnation awards or proceeds of an insurance policy in connection with any loss of or damage to any property of the Municipal Water System, it shall apply the condemnation award or insurance proceeds, in the City's sole discretion, either (i) to the cost of replacing or repairing the lost or damaged properties, (ii) to the payment, purchase, or redemption of Parity Bonds, or (iii) to the cost of improvements to the Municipal Water System.

Section 17. **Future Parity Bonds**

(a) **Issuance of Future Parity Bonds.** The City reserves the right to issue Future Parity Bonds and to

enter into Parity Payment Agreements for any lawful purpose of the Municipal Water System (including for the purpose of refunding a portion of the then-outstanding Parity Bonds) only if, at the time of the issuance of such series of Future Parity Bonds (or upon the effective date of the Parity Payment Agreement), the following conditions are satisfied:

(i) There must be no deficiency in the Parity Bond Account, and no Event of Default with respect to any Parity Bonds shall have occurred and be continuing.

(ii) The Bond Documents for the proposed Future Parity Bonds must provide that all ULID Assessments shall be paid directly into the Parity Bond Account.

(iii) The Bond Documents for the proposed Future Parity Bonds must provide for the payment of the principal thereof and the interest thereon out of the Parity Bond Account.

(iv) The Bond Documents for the proposed Future Parity Bonds must provide for the payment of any Sinking Fund Requirements from money in the Principal and Interest Subaccount.

(v) For each series of Future Parity Bonds that is to be issued as a series of Covered Parity Bonds, the Bond Documents must provide for the deposit into the Reserve Subaccount of an amount, if any, necessary to fund the Reserve Requirement upon the issuance of those Future Parity Bonds (if any), which requirement may be satisfied: (A) by a deposit, made on the Issue Date of such series, of proceeds of that series of Future Parity Bonds or other money legally available for such purpose; (B) by obtaining one or more Reserve Securities (or a deposit of cash plus Reserve Securities) available to be drawn upon in specific amounts to be paid into the Reserve Subaccount and credited against the deposits required to be maintained in the Reserve Subaccount; or (C) by a deposit of amounts necessary to fund the Reserve Requirement from ULID Assessments and Net Revenue within five years from the date of issuance of those Future Parity Bonds, in five approximately equal annual payments. Immediately prior to the issuance of Future Parity Bonds, amounts then deposited in the Reserve Subaccount shall be valued as determined on the most recent annual financial report of the City applicable to the Drainage and Wastewater System, and the additional amounts, if any, required to be

deposited into the Reserve Subaccount to satisfy the Reserve Requirement shall be based on that valuation.

(vi) There must be on file with the City a Parity Certificate as described in subsection (b).

However, if the proposed Future Parity Bonds (or any portion thereof) are to be issued for the purpose of refunding outstanding Parity Bonds (referred to as the “Refunding Parity Bonds”), no Parity Certificate shall be required as to that portion issued for refunding purposes if the Director of Finance finds and certifies that the Adjusted Annual Debt Service on the refunding portion of the proposed Refunding Parity Bonds is not more than \$5,000 greater than the Adjusted Annual Debt Service on the Parity Bonds to be refunded thereby.

Alternatively, Refunding Parity Bonds may be issued upon delivery of a Parity Certificate.

(b) Parity Certificate. A Parity Certificate required under subsection (a)(vi) may be provided as follows:

(i) A certificate may be prepared and signed by the Director of Finance, demonstrating that during any 12 consecutive calendar months out of the immediately preceding 24 calendar months Adjusted Net Revenue was at least equal to the Coverage Requirement for all Parity Bonds plus the Future Parity Bonds proposed to be issued (and assuming that the debt service of the proposed Future Parity Bonds for that 12-month period was the Average Annual Debt Service for those proposed Future Parity Bonds); or

(ii) A certificate may be prepared and signed by both the Director of Finance and the Director of Seattle Public Utilities (or any officer who succeeds to substantially all of the responsibilities of either office), demonstrating that, in their opinion, Adjusted Net Revenue for the five fiscal years next following the earlier of (A) the end of the period during which interest on those Future Parity Bonds is to be capitalized or, if no interest is capitalized, the fiscal year in which the Future Parity Bonds are issued, or (B) the date on which substantially all the new facilities financed with those Future Parity Bonds are expected to commence operations, such Adjusted Net Revenue, further adjusted as provided in paragraphs (1) through (4) below, will be at least equal to the Coverage Requirement. That certificate may take into account the following adjustments:

(1) Any changes in rates in effect and being charged, or rates expected to be charged in accordance with a program of specific rates, rate levels or increases in overall rate revenue approved by ordinance or resolution;

(2) Net revenue from customers of the Municipal Water System who have become customers during the 12-consecutive-month period or thereafter, and their estimate of net revenue from any customers to be connected to the Municipal Water System who have paid the required connection charges, adjusted to reflect one year's net revenue from those customers;

(3) Their estimate of net revenue from customers anticipated to be served by facilities or improvements financed in substantial part by those Future Parity Bonds (or additional Parity Bonds expected to be issued during the five-year period); and

(4) Net revenue from any person, firm, corporation, or municipal corporation under any executed contract for water or other utility service, which revenue was not included in historical Net Revenue of the Municipal Water System.

(c) Other Provisions. Nothing contained in this ordinance shall prevent the City from issuing Future Parity Bonds to refund maturing Parity Bonds, money for the payment of which is not otherwise available, or revenue bonds that are a charge or lien upon Net Revenue subordinate to the charge or lien of the Parity Bonds, or from pledging to pay Net Revenue and/or assessments levied for ULID improvements constructed from the proceeds of subordinate lien bonds into a bond redemption fund created for the payment of the principal of and interest on subordinate lien bonds.

(d) Effect of Issuance of Future Parity Bonds. If the Parity Conditions are met and complied with at the time of the issuance of such Future Parity Bonds, then payments into the Parity Bond Fund with respect to such Future Parity Bonds shall rank equally with the payments out of the Net Revenue required to be made into the Parity Bond Fund by this ordinance. Nothing set forth herein shall prevent the City from (i) issuing revenue bonds or other obligations that are a charge upon the Net Revenue junior and inferior to the payments required

to be made therefrom into the Parity Bond Fund for the payment of the Parity Bonds, provided that such subordinate bonds may not be subject to acceleration under any circumstances; or (ii) issuing Refunding Parity Bonds for the purpose of refunding Outstanding Parity Bonds, upon compliance with the Parity Conditions set forth in this section.

(e) Reserve Requirement; Election Not to Designate Bonds as Covered Parity Bonds.

Notwithstanding anything in this section to the contrary, the City may elect, by reflecting such election in the Bond Sale Terms relating to the issuance or sale of a series of Future Parity Bonds, that, from and after the Reserve Covenant Date, such series shall not be deemed to be a series of Covered Parity Bonds, shall not be secured by the amounts in the Reserve Account, and shall be excluded from the calculation of the Reserve Requirement.

Section 18. **Rate Stabilization Account.** The Rate Stabilization Account has been created as a separate account in the Water Fund. The City may at any time, as determined by the Director of Finance and consistent with the flow of funds set forth in Section 14 of this ordinance, deposit in the Rate Stabilization Account Gross Revenue and any other money received by the Municipal Water System and available for this purpose. The Director of Finance may, upon authorization by the City Council, withdraw any or all of the money in the Rate Stabilization Account for inclusion in Adjusted Gross Revenue for any fiscal year of the City. Such deposits or withdrawals may be made up to and including the date 90 days after the end of the fiscal year for which the deposit or withdrawal will be included as Adjusted Gross Revenue. No deposit of Gross Revenue may be made into the Rate Stabilization Account to the extent that such deposit would prevent the City from meeting the Coverage Requirement in the relevant fiscal year.

Section 19. **Separate Utility Systems.** The City may create, acquire, construct, finance, own or operate one or more additional systems for water supply, transmission or other commodity or service relating to the Municipal Water System. The revenue of that separate utility system shall not be included in Gross Revenue and may be pledged to the payment of revenue obligations issued to purchase, construct, condemn or otherwise

acquire or expand the separate utility system. Neither Gross Revenue nor Net Revenue shall be pledged by the City to the payment of any obligations of a separate utility system except (a) as a Contract Resource Obligation, upon compliance with Section 20 of this ordinance, or (b) with respect to Net Revenue, on a basis subordinate to the lien of the Parity Bonds on that Net Revenue.

Section 20. **Contract Resource Obligations**. The City may at any time enter into one or more Contract Resource Obligations for the acquisition, from facilities to be constructed, of water supply, transmission, or other commodity or service relating to the Municipal Water System, as follows:

(a) The City may determine that, and may agree under a Contract Resource Obligation to provide that, all payments under that Contract Resource Obligation (including payments prior to the time that water supply or transmission or other commodity or service is being provided, or during a suspension or after termination of supply or service) shall be an Operating and Maintenance Expense if the following requirements are met at the time such a Contract Resource Obligation is entered into:

(i) No Event of Default has occurred and is continuing; and

(ii) There shall be on file a certificate of an Independent Utility Consultant stating that (A) the payments to be made by the City in connection with the Contract Resource Obligation are reasonable for the supply or transmission rendered; (B) the source of any new supply and any facilities to be constructed to provide the supply or transmission are sound from a water or other supply or transmission planning standpoint, are technically and economically feasible in accordance with prudent utility practice, and are likely to provide such supply or transmission no later than a date set forth in the Independent Utility Consultant's certification; and (C) the Adjusted Net Revenue (further adjusted by the Independent Utility Consultant's estimate of the payments to be made in accordance with the Contract Resource Obligation) for the five fiscal years following the year in which the Contract Resource Obligation is incurred, as such Adjusted Net Revenue is estimated by the Independent Utility Consultant in accordance with the provisions of and adjustments permitted in subsection 17(b)(ii) of this ordinance, will be at least equal to the Coverage Requirement.

(b) Payments required to be made under Contract Resource Obligations shall not be subject to acceleration.

(c) Nothing in this section shall be deemed to prevent the City from entering into other agreements for the acquisition of water supply, transmission or other commodity or service from existing facilities and from treating those payments as an Operating and Maintenance Expense. Nothing in this section shall be deemed to prevent the City from entering into other agreements for the acquisition of water supply, transmission, or other commodity or service from facilities to be constructed and from agreeing to make payments with respect thereto, such payments constituting a charge and lien on Net Revenue subordinate to that of the Parity Bonds.

Section 21. **Refunding and Defeasance of the Bonds.**

(a) **Bonds Designated as Refundable and Defeasible Bonds.** Each Series of the Bonds is hereby designated as a series of “Refundable Bonds” for purposes of the Omnibus Refunding Ordinance and as “Defeasible Bonds” for purposes of the Omnibus Defeasance Ordinance.

(b) **Refunding; Defeasance.** The City may issue Refunding Parity Bonds pursuant to the laws of the State or use money available from any other lawful source (i) to pay when due the principal of (including premium, if any) and interest on any Bond, or any portion thereof, included in a refunding or defeasance plan (the “Defeased Bonds”); (ii) to redeem and retire, release, refund, or defease the Defeased Bonds; and (iii) to pay the costs of such refunding or defeasance. If money and/or Government Obligations maturing at a time or times and in an amount sufficient (together with known earned income from the investment thereof) to redeem and retire, release, refund, or defease the Defeased Bonds in accordance with their terms is set aside in a special trust fund or escrow account irrevocably pledged to such redemption, retirement, or defeasance (the “Trust Account”), then all right and interest of the Owners of the Defeased Bonds in the covenants of this ordinance and in Net Revenue and the funds and accounts pledged to the payment of such Defeased Bonds, other than the right to receive the funds so set aside and pledged, thereafter shall cease and become void. Such Owners thereafter shall have the right to receive payment of the principal of and interest or redemption price on the

Defeased Bonds from the Trust Account. After establishing and fully funding such a Trust Account, the Defeased Bonds shall be deemed to be no longer outstanding, and the Director of Finance may then apply any money in any other fund or account established for the payment or redemption of the Defeased Bonds to any lawful purpose.

(c) **Notice of Defeasance or Refunding.** Unless otherwise specified in the Bond Documents, notice of refunding or defeasance shall be given, and selection of Bonds for any partial refunding or defeasance shall be conducted, in the manner set forth in this ordinance for the redemption of Bonds.

(d) **Annual Debt Service Calculation Adjustments for Defeased Bonds.** If the refunding or defeasance plan provides (i) that the Defeased Bonds (or the Refunding Parity Bonds issued to redeem those Defeased Bonds) are to be secured by money and/or Government Obligations pending the redemption of the Defeased Bonds, and (ii) that certain money and/or Government Obligations are pledged irrevocably for the redemption of the Defeased Bonds, then only the debt service on such Bonds that are not Defeased Bonds (and any Refunding Parity Bonds, the payment of which is not so secured by the refunding plan) shall be included in the calculation of Annual Debt Service.

Section 22. **Provisions Relating to Federal Tax Issues.** The Bond Documents may include such additional terms and covenants relating to federal tax matters as the Director of Finance deems necessary or appropriate, including the following:

(a) **Tax-Exempt Bonds.** For each Series of the Bonds issued as Tax-Exempt Bonds, the City covenants that it will take all actions, consistent with the terms of such Series as set forth in the applicable Bond Documents, that are reasonably within its power and necessary to prevent interest on that Series from being included in gross income for federal income tax purposes. The City further covenants that it will neither take any action nor make or permit any use of gross proceeds of that Series (or other funds of the City treated as gross proceeds of that Series) at any time during the term of such Series that will cause interest on such Series to be included in gross income for federal income tax purposes. The City also covenants that, to the extent the

arbitrage rebate requirement of Section 148 of the Code is applicable to any Series issued as Tax-Exempt Bonds, it will take all actions necessary to comply (or to be treated as having complied) with that requirement in connection with that Series (including the calculation and payment of any penalties that the City may elect to pay as an alternative to calculating rebatable arbitrage and the payment of any other penalties if required under Section 148 of the Code) to prevent interest on such Series from being included in gross income for federal income tax purposes.

(b) **Taxable Bonds; Tax Credit Subsidy Bonds.** For each Series of the Bonds issued as Taxable Bonds or as Tax Credit Subsidy Bonds, the Director of Finance is authorized to make provision in the Bonds and other Bond Documents, to execute additional written agreements, and to make additional covenants on behalf of the City, all as the Director may deem necessary or appropriate in order to obtain, maintain, and administer such tax status. In the case of Tax Credit Subsidy Bonds, such additional covenants and agreement may include (without limiting the generality of the foregoing) those necessary in order for the City (i) to receive from the United States Treasury the applicable Tax Credit Subsidy Payments in respect of such Tax Credit Subsidy Bonds, and (ii) to ensure that such Series otherwise becomes and remains eligible for tax benefits under the Code.

Section 23. **Official Statement; Continuing Disclosure**

(a) **Preliminary Official Statement.** The Director of Finance and other appropriate City officials are directed to cause the preparation of and review the form of a preliminary official statement in connection with each sale of one or more Series to the public. For the sole purpose of the Purchaser's compliance with paragraph (b)(1) of Rule 15c2-12, the Director of Finance is authorized to deem that preliminary official statement final as of its date, except for the omission of information permitted to be omitted by Rule 15c2-12. The City approves the distribution to potential purchasers of the Bonds of a preliminary official statement that has been deemed final in accordance with this subsection (a).

(b) **Final Official Statement.** The City approves the preparation of a final official statement for each

sale of one or more Series to be sold to the public in the form of the preliminary official statement with such additions, modifications and amendments as the Director of Finance deems necessary or desirable, and further authorizes the Director of Finance to execute and deliver such final official statement to the Purchaser. The City authorizes and approves the distribution by the Purchaser of that final official statement to purchasers and potential purchasers of the Bonds.

(c) **Undertaking to Provide Continuing Disclosure.** To meet the requirements of paragraph (b)(5) of Rule 15c2-12, as applicable to a participating underwriter for a Series of the Bonds, the Director of Finance is authorized to execute a written Continuing Disclosure Agreement with respect to that Series, in substantially the form attached to this ordinance as Exhibit B.

Section 24. **Supplemental or Amendatory Bond Documents.** This ordinance and the other applicable Bond Documents for any particular Series of the Bonds may not be supplemented or amended in any respect subsequent to the Issue Date of such Series, except in accordance with and subject to the provisions of this section.

(a) **Amendments Without Bond Owner Consent.** From time to time and at any time, without the consent of or notice to any owners of Parity Bonds, the City may supplement or amend the Bond Documents applicable to any Series of the Bonds for any of the purposes set forth in this subsection (a). Any such supplement or amendment may be passed, adopted, or otherwise approved by the City, without requiring the consent of the registered owners of any Parity Bonds, but may become effective only upon receipt by the City of an opinion of Bond Counsel stating that such supplement or amendment is authorized or permitted by this ordinance and, upon the effective date thereof, will be valid and binding upon the City in accordance with its terms, and will not adversely affect the exclusion from gross income for federal income tax purposes of interest on the affected Series of the Bonds, if such Series was issued and sold as Tax-Exempt Bonds. The types of supplements and amendments permitted under this subsection (a) are as follows:

(i) To cure any formal defect, omission, inconsistency, or ambiguity in the Bond Documents for

such Series in a manner not adverse to the owners of any Parity Bonds;

(ii) To impose upon the Bond Registrar (with its consent) for the benefit of the owners of Parity Bonds any additional rights, remedies, powers, authority, security, liabilities, or duties which may lawfully be granted, conferred, or imposed and which are not contrary to or inconsistent with such Bond Documents as theretofore in effect;

(iii) To add to the covenants and agreements of, and limitations and restrictions upon, the City in the Bond Documents, other covenants, agreements, limitations and restrictions to be observed by the City which are not contrary to or inconsistent with such Bond Documents as theretofore in effect;

(iv) To confirm, as further assurance, any pledge under (and the subjection to any claim, lien, or pledge created or to be created by) such Bond Documents on any other money, securities, or funds;

(v) To alter the Authorized Denominations of a Series of the Bonds and to make correlative amendments and modifications to the applicable Bond Documents regarding (A) exchangeability of such Bonds for Bonds of different authorized denominations, (B) redemptions of portions of Bonds of particular authorized denominations, and (C) similar amendments and modifications of a technical nature;

(vi) To comply with any future federal law or interpretation to preserve the exclusion of the interest on any Series of the Bonds issued and sold as Tax-Exempt Bonds from gross income for federal income tax purposes and the entitlement of the City to receive from the United States Treasury the applicable Tax Credit Subsidy Payments in respect of any Series of the Bonds issued and sold as Tax Credit Subsidy Bonds;

(vii) To modify, alter, amend, or supplement the Bond Documents in any other respect which is not materially adverse to the owners of the Parity Bonds and which does not involve a change described in subsection (c); and

(viii) To add to the covenants and agreements of (or limitations and restrictions upon) the City set forth in any Bond Documents, such additional or alternative covenants, agreements, limitations, or restrictions to be observed by the City as the City may determine are necessary or convenient to accommodate a

provider of Qualified Insurance or provider of a Reserve Security and are not materially adverse to the owners of the Parity Bonds.

(b) Amendments With Bond Owner Consent. With the consent of registered owners of not less than 60 percent in aggregate principal amount of the Parity Bonds then outstanding, the City may pass, adopt, or otherwise approve any supplement or amendment (other than amendments requiring unanimous consent as set forth in subsection (c)) to any Bond Document that is deemed necessary or desirable by the City for the purpose of modifying, altering, amending, supplementing, or rescinding, in any particular, any of the terms or provisions contained in such Bond Document other than those terms and provisions described in subsection (c).

(c) Amendments Prohibited Except Upon Unanimous Consent. Unless approved in writing by or on behalf of the registered owner of each Parity Bond then outstanding, nothing contained in this section shall permit, or be construed as permitting (i) a change in the times, amounts, or currency of payment of the principal of or interest on any outstanding Parity Bond, (ii) a reduction in the principal amount or redemption price of any outstanding Parity Bond, (iii) a change in the method of determining the rate of interest thereon (other than a conversion to a new interest rate made in accordance with the applicable Bond Documents), (iv) a preference or priority of any Parity Bond over any other Parity Bond, or (v) a reduction in the percentage of the aggregate principal amount of the then-outstanding Parity Bonds required to effect a change under subsection (b).

(d) Notice to Bond Owners. If at any time the City passes, adopts, or otherwise approves a supplement or amendment for any of the purposes of subsection (b) or (c), the Bond Registrar shall cause notice of the proposed supplement or amendment to be given by first class mail (i) to all registered owners of the then outstanding Parity Bonds, (ii) to each provider of Bond Insurance or a Reserve Security, and (iii) to each Rating Agency. Such notice shall briefly set forth the nature of the proposed supplement or amendment and shall state that a copy is on file at the office of the City Clerk for inspection by all owners of the then outstanding Parity Bonds.

(e) Effective Date; Consents. Any supplement or amendment, substantially as described in the notice

mailed pursuant to subsection (d), may go into effect upon delivery to the Bond Registrar of (i) the required consents, in writing, of registered owners of the Parity Bonds, and (ii) an opinion of Bond Counsel stating that such supplement or amendment is authorized or permitted by this ordinance. Upon the effective date thereof, such supplement or amendment will be valid and binding upon the City in accordance with its terms and will not adversely affect the exclusion from gross income for federal income tax purposes of interest on any Tax-Exempt Bonds.

If registered owners of not less than the percentage of Parity Bonds required by this section shall have consented to and approved such a supplement or amendment, no owner of any Parity Bond shall have any right (i) to object to the passage, adoption, or approval of such supplement or amendment, (ii) to object to any of the terms and provisions contained therein or the operation thereof, (iii) in any manner to question the propriety of the passage, adoption, or approval thereof, (iv) to enjoin or restrain the City from passing, adopting, or otherwise approving the same, or (v) to enjoin or restrain the City, any authorized official thereof, or the Bond Registrar from taking any action pursuant to the provisions thereof. For purposes of determining whether consents representing the requisite percentage of principal amount of Parity Bonds have been obtained, the Accreted Value of Capital Appreciation Bonds shall be deemed to be the principal amount. It shall not be necessary to obtain approval of the particular form of any proposed supplement, but it shall be sufficient if the consent shall approve the substance thereof.

(f) Effect of Amendment. Upon the effective date of any supplement or amendment, this ordinance (or the relevant Bond Document, if not set forth herein) shall be deemed to be modified and amended in accordance therewith, and the respective rights, duties and obligations of the City and all owners of Parity Bonds then outstanding shall thereafter be determined, exercised, and enforced in accordance with and subject in all respects to such modifications and amendments. All the terms and conditions of any such supplement or amendment shall be deemed to be a part of this ordinance and the Bond Documents for any and all purposes.

(g) Special Amendments. If and to the extent that it is determined that the written consent of

Registered Owners of the Bonds is required under subsection (b) or (c), the Registered Owners from time to time of the Bonds, by taking and holding the same, are hereby deemed to have consented to any supplement or amendment to the Bond Documents effecting any one or more of the following changes:

(i) When calculating “Annual Debt Service” to permit or require Tax Credit Subsidy Payments expected to be received by the City in any period to be credited against amounts required to be paid in respect of interest on the Parity Bonds in that period or

(ii) To permit or require Tax Credit Subsidy Payments to be deposited into the Principal and Interest Subaccount and credited against the Net Revenue otherwise required to be deposited into the Principal and Interest Subaccount; and

(iii) To permit the reimbursement obligations of the City under any Qualified Letter of Credit or Qualified Insurance (other than a Qualified Letter of Credit or Qualified Insurance obtained to satisfy all or part of the Reserve Requirement) to be secured by a lien and charge on Net Revenue equal in rank with the lien and charge upon such Net Revenue required to be paid into the Parity Bond Account to pay and secure the payment of the principal of and interest on Parity Bonds.

Section 25. **Defaults and Remedies**

(a) **Events of Default.** Each of the following shall constitute an Event of Default with respect to the Bonds:

(i) If a default is made in the payment of the principal of or interest on any of the Bonds when the same shall become due and payable; or

(ii) If the City defaults in the observance and performance of any other of the covenants, conditions and agreements on the part of the City set forth in this ordinance or the applicable Bond Documents (except as otherwise provided in this ordinance or in such Bond Documents) and such default or defaults have continued for a period of six months after the City has received from the Bond Owners’ Trustee (as defined in this section) or from the registered owners of not less than 25 percent in principal amount of the Parity Bonds a

written notice specifying and demanding the cure of such default. However, if the default in the observance and performance of any other of the covenants, conditions and agreements is one which cannot be completely remedied within the six months after written notice has been given, it shall not be an Event of Default with respect to the Bonds as long as the City has taken active steps within the six months after written notice has been given to remedy the default and is diligently pursuing such remedy.

Notwithstanding anything in this section to the contrary, the failure of the City or any obligated person to comply with the Continuing Disclosure Agreement shall not constitute an Event of Default, and the sole remedy of any holder of a Bond shall be to seek an order of specific performance from an appropriate court to compel the City to comply with the Continuing Disclosure Agreement.

(b) **Bond Owners' Trustee.** So long as such Event of Default has not been remedied, a trustee (the "Bond Owners' Trustee") may be appointed by the registered owners of 25 percent in principal amount of the then outstanding Parity Bonds, by an instrument or concurrent instruments in writing signed and acknowledged by such registered owners of the Parity Bonds or by their attorneys-in-fact duly authorized and delivered to such Bond Owners' Trustee, notification thereof being given to the City. That appointment shall become effective immediately upon acceptance thereof by the Bond Owners' Trustee. Any Bond Owners' Trustee appointed under the provisions of this subsection shall be a bank or trust company organized under the laws of the State of Washington or the State of New York or a national banking association. The bank or trust company acting as Bond Owners' Trustee may be removed at any time, and a successor Bond Owners' Trustee may be appointed, by the registered owners of a majority in principal amount of the Parity Bonds, by an instrument or concurrent instruments in writing signed and acknowledged by such registered owners of the Parity Bonds or by their attorneys-in-fact duly authorized. The Bond Owners' Trustee may require such security and indemnity as may be reasonable against the costs, expenses, and liabilities that may be incurred in the performance of its duties.

In the event that any Event of Default in the sole judgment of the Bond Owners' Trustee is cured and the

Bond Owners' Trustee furnishes to the City a certificate so stating, that Event of Default shall be conclusively deemed to be cured and the City, the Bond Owners' Trustee and the registered owners of the Parity Bonds shall be restored to the same rights and position which they would have held if no Event of Default had occurred.

The Bond Owners' Trustee appointed in the manner herein provided, and each successor thereto, is declared to be a trustee for the registered owners of all the Parity Bonds and is empowered to exercise all the rights and powers herein conferred on the Bond Owners' Trustee.

(c) **Suits at Law or in Equity.** Upon the occurrence of an Event of Default and during the continuance thereof, the Bond Owners' Trustee may, and upon the written request of the registered owners of not less than 25 percent in principal amount of the Parity Bonds outstanding shall, take such steps and institute such suits, actions, or other proceedings, all as it may deem appropriate for the protection and enforcement of the rights of the registered owners of the Parity Bonds, to collect any amounts due and owing to or from the City, or to obtain other appropriate relief, and may enforce the specific performance of any covenant, agreement, or condition contained in this ordinance or set forth in any of the Parity Bond Documents.

Nothing contained in this section shall, in any event or under any circumstance, be deemed to authorize the acceleration of the maturity of principal on the Parity Bonds, and the remedy of acceleration is expressly denied to the registered owners of the Parity Bonds under any circumstances including, without limitation, upon the occurrence and continuance of an Event of Default.

Any action, suit, or other proceeding instituted by the Bond Owners' Trustee hereunder shall be brought in its name as the Bond Owners' Trustee and all such rights of action upon or under any of the Parity Bonds or the provisions of this ordinance may be enforced by the Bond Owners' Trustee without the possession of any of those Parity Bonds and without the production of the same at any trial or proceedings relative thereto except where otherwise required by law. Any such suit, action, or proceeding instituted by the Bond Owners' Trustee shall be brought for the ratable benefit of all of the registered owners of those Parity Bonds, subject to the provisions of this ordinance. The respective registered owners of the Parity Bonds, by taking and holding the

same, shall be conclusively deemed irrevocably to appoint the Bond Owners' Trustee the true and lawful trustee of the respective registered owners of those Parity Bonds, with authority to institute any such action, suit, or proceeding; to receive as trustee and deposit in trust any sums becoming distributable on account of those Parity Bonds; to execute any paper or documents for the receipt of money; and to do all acts with respect thereto that the registered owner might have done in person. Nothing in this ordinance shall be deemed to authorize or empower the Bond Owners' Trustee to consent to accept or adopt, on behalf of any owner of the Parity Bonds, any plan of reorganization or adjustment affecting the Parity Bonds or any right of any registered owner thereof, or to authorize or empower the Bond Owners' Trustee to vote the claims of the registered owners thereof in any receivership, insolvency, liquidation, bankruptcy, reorganization, or other proceeding to which the City is a party.

(d) Application of Money Collected by Bond Owners' Trustee. Any money collected by the Bond Owners' Trustee at any time pursuant to this section shall be applied in the following order of priority:

(i) to the payment of the charges, expenses, advances, and compensation of the Bond Owners' Trustee and the charges, expenses, counsel fees, disbursements, and compensation of its agents and attorneys;

(ii) to the payment to the persons entitled thereto of all installments of interest then due on the Parity Bonds in the order of maturity of such installments and, if the amount available shall not be sufficient to pay in full any installment or installments maturing on the same date, then to the payment thereof ratably, according to the amounts due thereon to the persons entitled thereto, without any discrimination or preference; and

(iii) to the payment to the persons entitled thereto of the unpaid principal amounts of any Parity Bonds which shall have become due (other than Parity Bonds previously called for redemption for the payment of which money is held pursuant to the provisions of the applicable Bond Documents), whether at maturity or by proceedings for redemption or otherwise, in the order of their due dates and, if the amount available shall not be sufficient to pay in full the principal amounts due on the same date, then to the payment thereof ratably,

according to the principal amounts due thereon to the persons entitled thereto, without any discrimination or preference.

(e) **Duties and Obligations of Bond Owners' Trustee.** The Bond Owners' Trustee shall not be liable except for the performance of such duties as are specifically set forth herein. During an Event of Default, the Bond Owners' Trustee shall exercise such of the rights and powers vested in it hereby, and shall use the same degree of care and skill in its exercise, as a prudent person would exercise or use under the circumstances in the conduct of that person's own affairs. The Bond Owners' Trustee shall have no liability for any act or omission to act hereunder except for the Bond Owners' Trustee's own negligent action, its own negligent failure to act or its own willful misconduct. The duties and obligations of the Bond Owners' Trustee shall be determined solely by the express provisions of this ordinance, and no implied powers, duties or obligations of the Bond Owners' Trustee shall be read into this ordinance.

The Bond Owners' Trustee shall not be required to expend or risk its own funds or otherwise incur individual liability in the performance of any of its duties or in the exercise of any of its rights or powers as the Bond Owners' Trustee, except as may result from its own negligent action, its own negligent failure to act or its own willful misconduct.

The Bond Owners' Trustee shall not be bound to recognize any person as a registered owner of any Parity Bond until registered ownership, if disputed, has been established to its reasonable satisfaction.

The Bond Owners' Trustee may consult with counsel and the opinion of such counsel shall be full and complete authorization and protection in respect of any action taken or suffered by it hereunder in good faith and in accordance with the opinion of such counsel. The Bond Owners' Trustee shall not be answerable for any neglect or default of any person, firm or corporation employed and selected by it with reasonable care.

(f) **Suits by Individual Parity Bond Owners Restricted.** No owner of any one or more Parity Bonds shall have any right to institute any action, suit or proceeding at law or in equity for the enforcement of same unless:

- (i) an Event of Default has happened and is continuing; and
- (ii) a Bond Owners' Trustee has been appointed; and
- (iii) such owner previously shall have given to the Bond Owners' Trustee written notice of the Event of Default on account of which such suit, action or proceeding is to be instituted; and
- (iv) the registered owners of 25 percent in principal amount of the Parity Bonds, after the occurrence of such Event of Default, have made written request of the Bond Owners' Trustee and have afforded the Bond Owners' Trustee a reasonable opportunity to institute such suit, action or proceeding; and
- (v) there have been offered to the Bond Owners' Trustee security and indemnity satisfactory to it against the costs, expenses, and liabilities to be incurred therein or thereby; and
- (vi) the Bond Owners' Trustee has refused or neglected to comply with such request within a reasonable time.

No owner of any Parity Bond shall have any right in any manner whatever by action to affect or impair the obligation of the City to pay from Net Revenue the principal of and interest on such Parity Bonds to the respective registered owners thereof when due.

Section 26. **General Authorization.** In addition to the specific authorizations in this ordinance, the Mayor and the Director of Finance and each of the other appropriate officers of the City are each authorized and directed to do everything such officer may judge necessary, appropriate, or desirable in order to carry out the terms and provisions of, and complete the transactions contemplated by, this ordinance. In particular and without limiting the foregoing:

- (a) The Director of Finance, in the Director's discretion and without further action by the City Council,
 - (i) may issue requests for proposals to provide underwriting services or financing facilities (including, without limitation, Qualified Insurance, a Qualified Letter of Credit, or other credit support or liquidity facility), and may execute engagement letters and other agreements with underwriters and other financial institutions (including providers of liquidity or credit support) based on responses to such requests; (ii) may select and

make decisions regarding the Bond Registrar, fiscal or paying agents, and any Securities Depository for each Series of the Bonds; (iii) may take any and all actions necessary or convenient to provide for the conversion of interest rate modes for any Series in accordance with the applicable Bond Documents; and (iv) may take such actions on behalf of the City as are necessary or appropriate for the City to designate, qualify, or maintain the tax-exempt treatment with respect to any Series issued as Tax-Exempt Bonds, to receive from the United States Treasury the applicable Tax Credit Subsidy Payments in respect of any Series issued as Tax Credit Subsidy Bonds, and to otherwise receive any other federal tax benefits relating to any Series of the Bonds that are available to the City; and

(b) The Mayor and the Director of Finance are each separately authorized to execute and deliver (i) any and all contracts or other documents as are consistent with this ordinance and for which the City's approval is necessary or to which the City is a party (including but not limited to agreements with escrow agents, refunding trustees, liquidity or credit support providers, providers of Qualified Insurance or Reserve Securities, remarketing agents, underwriters, lenders or other financial institutions, fiscal or paying agents, Qualified Counterparties, custodians, and the Bond Registrar); and (ii) such other contracts or documents incidental to: the issuance and sale of any Series of the Bonds; the establishment of the interest rate or rates on a Bond; or the conversion, tender, purchase, remarketing, or redemption of a Bond, as may in the Mayor's or Director's judgment be necessary or appropriate.

Section 27. **Amendment of Omnibus Refunding Ordinance**. The following definition in the Omnibus Refunding Ordinance is amended to read as set forth in this section. Amendments are shown as revisions to Ordinance 125714, and amendments are marked using double underlining to indicate added text and using double parentheses and strikethrough formatting to indicate deleted text.

(a) **Amendments to Section 1**. The following definition is amended as follows:

* * *

“Refundable Bonds” means each series of Parity Bonds and outstanding subordinate

obligations of the Water System that have been designated, or may in the future be designated, as refundable under this ordinance, including: (a) each series of Outstanding Parity Bonds listed in Exhibit A; (b) each Series of the Bonds issued pursuant to this ordinance; ~~((and))~~ (c) each other series of Future Parity Bonds so designated by the City; and (d) all outstanding subordinate obligations of the Water System, including the outstanding State loans listed on Exhibit C to this amendatory ordinance, and all future loan agreements entered into pursuant to chapter 39.69 RCW.

* * *

(b) The amendments set forth in this section are intended to supplement the Omnibus Refunding Ordinance in a manner that is not materially adverse to the owners of the Outstanding Parity Bonds. Nonetheless, any amendment set forth in this section that is found by a court of competent jurisdiction to materially adversely affect owners of outstanding Parity Bonds shall be of no force or effect, and the provisions of the Omnibus Refunding Ordinance prior to the effective date of this amendatory ordinance shall continue in effect as to such outstanding Parity Bonds.

Section 28. **Severability**. The provisions of this ordinance are declared to be separate and severable. The invalidity of any clause, sentence, paragraph, subdivision, section, subsection, or portion of this ordinance, or the invalidity of its application to any person or circumstance, does not affect the validity of the remainder of this ordinance or the validity of its application to other persons or circumstances.

Section 29. **Ratification of Prior Acts**. Any action consistent with the authority of this ordinance taken after its passage and prior to its effective date is ratified and confirmed.

Section 30. **Section Headings**. Section headings in this ordinance are nonsubstantive.

Section 31. **Effective Date**. This ordinance shall take effect and be in force 30 days after its approval

by the Mayor, but if not approved and returned by the Mayor within ten days after presentation, it shall take effect as provided by Seattle Municipal Code Section 1.04.020.

Passed by the City Council the _____ day of _____, 2021, and signed by
me in open session in authentication of its passage this _____ day of _____, 2021.

President _____ of the City Council

Approved / returned unsigned / vetoed this _____ day of _____, 2021.

Jenny A. Durkan, Mayor

Filed by me this _____ day of _____, 2021.

Monica Martinez Simmons, City Clerk

(Seal)

Exhibits:

Exhibit A - List of Outstanding Parity Bonds

Exhibit B - Form of Continuing Disclosure Agreement

Exhibit C - List of Outstanding Subordinate Obligations Designated as Refundable Bonds

EXHIBIT A

OUTSTANDING WATER PARITY BONDS

Issue Name	Dated Date	Original Par Amount	Bond Legislation		
			New Money Ord.	Refunding Ord.	Bond Sale Res.
Water System Revenue Bonds, 2010A (Taxable Build America Bonds – Direct Payment)	1/21/2010	\$109,080,000	Ord. 123168	- -	Res. 31182
Water System Refunding Revenue Bonds, 2012	5/30/2012	\$238,770,000	- -	Ord. 121939 (as amended by Ord. 122837)	Res. 31382
Water System Improvement and Refunding Revenue Bonds, 2015	6/10/2015	\$340,840,000	Ord. 124340	Ord. 124339 (amending and restating Ord. 121939)	Res. 31586
Water System Improvement and Refunding Revenue Bonds, 2017	1/25/2017	\$194,685,000	Ord. 125183	Ord. 124339 (amending and restating (Ord. 121939) as amended by Ord. 125183	Res. 31726
Water System Improvement and Refunding Revenue Bonds, 2021 (Green Bonds)	6/17/2021	\$82,220,000	Ord. 125713 (as amended by Ord. 126225)	Ord. 125714	- -

EXHIBIT B

FORM OF CONTINUING DISCLOSURE AGREEMENT

The City of Seattle, Washington (the “City”) makes the following written undertaking (the “Undertaking”) for the benefit of the Owners of the City’s Water System Revenue Bonds, [Year] [Series] (the “Bonds”), for the sole purpose of assisting the underwriter for the Bonds, in meeting the requirements of paragraph (b)(5) of Rule 15c2-12 (the “Rule”), as applicable to a participating underwriter for the Bonds. Capitalized terms used but not defined below shall have the meanings given in Ordinance _____ (the “Bond Ordinance”).

(a) Undertaking to Provide Annual Financial Information and Notice of Listed Events.

The City undertakes to provide or cause to be provided, either directly or through a designated agent, to the Municipal Securities Rulemaking Board (the “MSRB”), in an electronic format as prescribed by the MSRB, accompanied by identifying information as prescribed by the MSRB:

(i) Annual financial information and operating data regarding the Water System (the “Water System”) of the type included in the final official statement for the Bonds and described in subsection (b) of this section (“annual financial information”). The timely filing of unaudited financial statements shall satisfy the requirements and filing deadlines pertaining to the filing of annual financial statements under subsection (b), provided that audited financial statements are to be filed if and when they are otherwise prepared and available to the City.

(ii) Timely notice (not in excess of 10 business days after the occurrence of the event) of the occurrence of any of the following events with respect to the Bonds: (1) principal and interest payment delinquencies; (2) non-payment related defaults, if material; (3) unscheduled draws on debt service reserves reflecting financial difficulties; (4) unscheduled draws on credit enhancements reflecting financial difficulties; (5) substitution of credit or liquidity providers, or their failure to perform; (6) adverse tax opinions, the issuance by the Internal Revenue Service of proposed or final determinations of taxability, Notice of Proposed Issue (IRS Form 5701 – TEB) or other material notices

1 or determinations with respect to the tax status of the Bonds, or other material events affecting the tax
2 status of the Bonds; (7) modifications to rights of holders of the Bonds, if material; (8) Bond calls
3 (other than scheduled mandatory redemptions of Term Bonds), if material, and tender offers;
4 (9) defeasances; (10) release, substitution, or sale of property securing repayment of the Bonds, if
5 material; (11) rating changes; (12) bankruptcy, insolvency, receivership or similar event of the City, as
6 such “Bankruptcy Events” are defined in the Rule; (13) the consummation of a merger, consolidation,
7 or acquisition involving the City or the sale of all or substantially all of the assets of the City other than
8 in the ordinary course of business, the entry into a definitive agreement to undertake such an action or
9 the termination of a definitive agreement relating to any such actions, other than pursuant to its terms,
10 if material; (14) appointment of a successor or additional trustee or the change of name of a trustee, if
11 material; (15) incurrence of a financial obligation of the City, if material, or agreement to covenants,
12 events of default, remedies, priority rights, or other similar terms of a financial obligation of the City,
13 any of which affect holders of the Bonds, if material; and (16) any default, event of acceleration,
14 termination event, modification of terms, or other similar event under the terms of a financial obligation
15 of the City, any of which reflect financial difficulties.

16 For purposes of this Undertaking, the term “financial obligation” shall mean a debt
17 obligation; derivative instrument entered into in connection with, or pledged as security or a source of
18 payment for, an existing or planned debt obligation; or a guarantee of either a debt obligation or a
19 derivative instrument entered into in connection with, or pledged as security or a source of payment
20 for, an existing or planned debt obligation. The term “financial obligation” does not include municipal
21 securities as to which a final official statement has been provided to the MSRB consistent with the
22 Rule.

23 (iii) Timely notice of a failure by the City to provide required annual financial
24 information on or before the date specified in subsection (b) of this section.

1 (b) Type of Annual Financial Information Undertaken to be Provided. The annual
2 financial information and operating data that the City undertakes to provide in subsection (a) of this
3 section:

4 (i) Shall consist of (1) annual financial statements of the Water System prepared
5 in accordance with applicable generally accepted accounting principles applicable to governmental
6 units (except as otherwise noted therein), as such principles may be changed from time to time and as
7 permitted by applicable state law; (2) a statement of outstanding bonded debt secured by Net Revenue
8 of the Water System; (3) debt service coverage ratios; (4) general customer statistics, such as number
9 and type of customers and revenues by customer class; and (5) current water rates;

10 (ii) Shall be provided not later than the last day of the ninth month after the end of
11 each fiscal year of the City (currently, a fiscal year ending December 31), as such fiscal year may be
12 changed as required or permitted by state law, commencing with the City's fiscal year ending
13 December 31, 20__; and

14 (iii) May be provided in a single document or multiple documents, and may be
15 incorporated by specific reference to documents available to the public on the Internet website of the
16 MSRB or filed with the Securities and Exchange Commission.

17 (c) Amendment of Undertaking. This Undertaking is subject to amendment after the
18 primary offering of the Bonds without the consent of any Owner or holder of any Bond, or of any
19 broker, dealer, municipal securities dealer, participating underwriter, rating agency or the MSRB,
20 under the circumstances and in the manner permitted by the Rule, including:

21 (i) The amendment may only be made in connection with a change in
22 circumstances that arises from a change in legal requirements, change in law, or change in the identity,
23 nature, or status of the City, or type of business conducted by the City;

1 (ii) The Undertaking, as amended, would have complied with the requirements of
2 the Rule at the time of the primary offering, after taking into account any amendments or interpretations
3 of the Rule, as well as any change in circumstances; and

4 (iii) The amendment does not materially impair the interests of holders, as
5 determined either by parties unaffiliated with the City (e.g., bond counsel or other counsel familiar
6 with federal securities laws), or by an approving vote of bondholders pursuant to the terms of the Bond
7 Ordinance at the time of the amendment.

8 The City will give notice to the MSRB of the substance (or provide a copy) of any amendment
9 to this Undertaking and a brief statement of the reasons for the amendment. If the amendment changes
10 the type of annual financial information to be provided, the annual financial information containing
11 the amended financial information will include a narrative explanation of the effect of that change on
12 the type of information to be provided.

13 (d) Beneficiaries. This Undertaking shall inure to the benefit of the City and any Owner
14 of Bonds, and shall not inure to the benefit of or create any rights in any other person.

15 (e) Termination of Undertaking. The City's obligations under this Undertaking shall
16 terminate upon the legal defeasance, prior redemption, or payment in full of all of the Bonds. In
17 addition, the City's obligations under this Undertaking shall terminate if those provisions of the Rule
18 that require the City to comply with this Undertaking become legally inapplicable in respect of the
19 Bonds for any reason, as confirmed by an opinion of nationally recognized bond counsel or other
20 counsel familiar with federal securities laws delivered to the City, and the City provides timely notice
21 of such termination to the MSRB.

22 (f) Remedy for Failure to Comply with Undertaking. As soon as practicable after the City
23 learns of any material failure to comply with this Undertaking, the City will proceed with due diligence
24 to cause such noncompliance to be corrected. No failure by the City or other obligated person to comply
25 with this Undertaking shall constitute a default in respect of the Bonds. The sole remedy of any Owner

1 of a Bond shall be to take such actions as that Owner deems necessary, including seeking an order of
2 specific performance from an appropriate court, to compel the City or other obligated person to comply
3 with this Undertaking.

4 (g) Designation of Official Responsible to Administer Undertaking. The Director of
5 Finance of the City (or such other officer of the City who may in the future perform the duties of that
6 office) or his or her designee is the person designated, in accordance with the Bond Ordinance, to carry
7 out this Undertaking of the City in respect of the Bonds set forth in this section and in accordance with
8 the Rule, including, without limitation, the following actions:

9 (i) Preparing and filing the annual financial information undertaken to be
10 provided;

11 (ii) Determining whether any event specified in subsection (a)(ii) has occurred,
12 assessing its materiality, where necessary, with respect to the Bonds, and preparing and disseminating
13 any required notice of its occurrence;

14 (iii) Determining whether any person other than the City is an “obligated person”
15 within the meaning of the Rule with respect to the Bonds, and obtaining from such person an
16 undertaking to provide any annual financial information and notice of listed events for that person in
17 accordance with the Rule;

18 (iv) Selecting, engaging and compensating designated agents and consultants,
19 including but not limited to financial advisors and legal counsel, to assist and advise the City in carrying
20 out this Undertaking; and

21 (v) Effecting any necessary amendment of the Undertaking.
22

EXHIBIT C

**LIST OF OUTSTANDING SUBORDINATE OBLIGATIONS
DESIGNATED AS REFUNDABLE BONDS**

Loan Name/Reference	Project Description	Year of Agreement	Maximum Loan Amount
04-65104-030	Myrtle Reservoir	2005	\$4,040,000
05-96300-022	Beacon Hill Reservoir	2007	4,040,000
06-96300-020	West Seattle Reservoir	2008	3,030,000
DM09-952-028	Maple Leaf Reservoir	2010	3,030,000
DM09-952-072	Maple Leaf Reservoir ARRA	2010	7,341,758
DM13-952-135	Chester Morse Lake Pump Plant	2014	12,120,000
DM16-952-009	Chester Morse Lake Pump Plant	2016	6,060,000

SUMMARY and FISCAL NOTE*

Department:	Dept. Contact/Phone:	CBO Contact/Phone:
FAS/SPU	Michael Van Dyck / 684-8347 Maria Coe / 233-7905	Saroja Reddy / 615-1232 Akshay Iyengar / 684-0716

1. BILL SUMMARY

Legislation Title: AN ORDINANCE relating to the municipal water system of The City of Seattle; adopting a system or plan of additions and betterments to and extensions of the existing municipal water system; authorizing the issuance and sale of water system revenue bonds in one or more series for the purposes of paying part of the cost of carrying out that system or plan, providing for the reserve requirement, and paying the costs of issuance of the bonds; providing parameters for the bond sale terms including conditions, covenants, and other sale terms; describing the lien of the bonds; creating certain accounts of the City relating to the bonds; amending certain definitions set forth in Ordinance 125714, the Omnibus Refunding Ordinance; authorizing the issuance of water system refunding revenue bonds; and ratifying and confirming certain prior acts.

Summary and background of the Legislation:

This legislation provides legal authorization for the Water System to issue up to \$88 million of bonds to fund a portion of capital expenditures outlined in the adopted 2021-2026 Capital Improvement Plan (CIP).

Although the budget, capital plan, and rates make specific assumptions about the use of debt financing for a certain share of the capital program, separate authorization for the issuance of bonds is technically required.

The Water bond sale is anticipated to occur in mid-2022. The bond proceeds, combined with internally generated funds, will support the Water System capital program for about 12 months.

The bond sizing is based on the adopted budget, Strategic Business Plan, rates, planned cash flow, and cash contribution targets. The bond proceeds will also be used to make a deposit to the bond reserve fund and to pay issuance costs. Bonds will have fixed rates, a maximum maturity of 30 years, and estimated annual debt service of \$5.7 million starting in 2023. This bond was incorporated into the rate proposal for 2022-2023.

Major projects supported by the bond issue include: transmission and distribution system upgrades, water quality and treatment, and projects related to Move Seattle. For further information about Water CIP, please see the adopted 2021-2026 capital plan.

2. OTHER IMPLICATIONS

- a. Does this legislation affect any departments besides the originating department?**
This legislation affects FAS, who coordinates the issuance of the bonds.

b. Is a public hearing required for this legislation?

No

c. Is publication of notice with *The Daily Journal of Commerce* and/or *The Seattle Times* required for this legislation?

No

d. Does this legislation affect a piece of property?

No

e. Please describe any perceived implication for the principles of the Race and Social Justice Initiative. Does this legislation impact vulnerable or historically disadvantaged communities? What is the Language Access plan for any communications to the public?

No

f. Climate Change Implications

1. Emissions: Is this legislation likely to increase or decrease carbon emissions in a material way?

No

2. Resiliency: Will the action(s) proposed by this legislation increase or decrease Seattle's resiliency (or ability to adapt) to climate change in a material way? If so, explain. If it is likely to decrease resiliency in a material way, describe what will or could be done to mitigate the effects.

No

g. If this legislation includes a new initiative or a major programmatic expansion: What are the specific long-term and measurable goal(s) of the program? How will this legislation help achieve the program's desired goal(s).

N/A

List attachments/exhibits below: None



Legislation Text

File #: CB 120200, **Version:** 1

CITY OF SEATTLE

ORDINANCE _____

COUNCIL BILL _____

AN ORDINANCE relating to the Office of Housing; creating a new Fund in the City Treasury.

WHEREAS, during the 2019 session, the Washington State Legislature enacted SHB 1406 (published as

Chapter 338, Laws of 2019) that authorizes cities that have enacted a qualifying local tax, such as The City of Seattle's 2016 housing levy under RCW 84.55.050, to impose a local sales and use tax of 0.0146 percent; and

WHEREAS, in 2019 the City Council passed Ordinance 125887, imposing this tax upon persons from whom the state sales tax or use tax is collected pursuant to chapter 82.08 and 82.12 RCW; and

WHEREAS, Ordinance 125887 added Section 5.60.027 to the Seattle Municipal Code defining the purposes of the tax as acquiring, rehabilitating, or constructing affordable housing; or funding the operations and maintenance costs of new units of affordable or supportive housing, only for persons whose income is at or below 60 percent of area median income; and

WHEREAS, the Office of Housing has the adequate fund structure for managing the portion of this revenue that is supporting the construction of affordable housing, but does not have an available fund that is relevant for managing the operations and maintenance costs of new units; NOW, THEREFORE,

BE IT ORDAINED BY THE CITY OF SEATTLE AS FOLLOWS:

Section 1. A new Local Option Operating & Maintenance Fund (Fund) is created in the City Treasury with fund number 16421, into which revenues may be deposited, and from which associated expenditures may be paid for the purposes described in Section 2 of this ordinance.

Section 2. The purpose of the Fund is to manage the portion of the Local Option sales tax which may be used for operations and maintenance subsidies for new units of affordable housing, including but not limited to affordable housing units recently built with Local Option sales tax revenues.

Section 3. Fund 16421 shall receive revenues from the Local Option sales tax. The Fund shall receive earnings on its positive balances and pay interest on its negative balances.

Section 4. The Office of Housing Director shall have responsibility for administering the Fund. The Director of Finance is authorized to create accounts or subaccounts as may be needed to implement the Fund's purpose and intent as established by this ordinance.

Section 5. This ordinance shall take effect and be in force 30 days after its approval by the Mayor, but if not approved and returned by the Mayor within ten days after presentation, it shall take effect as provided by Seattle Municipal Code Section 1.04.020.

Passed by the City Council the _____ day of _____, 2021, and signed by me in open session in authentication of its passage this _____ day of _____, 2021.

President _____ of the City Council

Approved / returned unsigned / vetoed this _____ day of _____, 2021.

Jenny A. Durkan, Mayor

Filed by me this _____ day of _____, 2021.

Monica Martinez Simmons, City Clerk

(Seal)

SUMMARY and FISCAL NOTE

Department:	Dept. Contact/Phone:	CBO Contact/Phone:
Office of Housing	Rebecca Guerra / 3-0066	Miguel Jimenez / 4-5805

1. BILL SUMMARY

Legislation Title: AN ORDINANCE relating to the Office of Housing; creating a new Fund in the City Treasury.

Summary and background of the Legislation: This legislation creates a new fund (16421) for accounting purposes to manage the portion of the Local Option Sales Tax revenue reserved for operating and maintenance (O&M) subsidies for affordable housing projects. This fund has been determined to be a necessary addition by CBO, the Law Department, and the PeopleSoft Chartfield Governance Team. The Office of Housing has other O&M Subsidy funds, but they are specific to each prior Housing Levy.

2. CAPITAL IMPROVEMENT PROGRAM

Does this legislation create, fund, or amend a CIP Project? ___ Yes ___X___ No

3. SUMMARY OF FINANCIAL IMPLICATIONS

Does this legislation amend the Adopted Budget? ___ Yes ___X___ No

As with all other Office of Housing funds beginning with 164xx, this new fund will roll-up to existing fund 16400. The Adopted Budget addresses budget authority and revenues at the roll-up level of 16400, so the creation of fund 16421 will not impact it.

Does the legislation have other financial impacts to the City of Seattle that are not reflected in the above, including direct or indirect, short-term or long-term costs?

No.

Is there financial cost or other impacts of *not* implementing the legislation?

If this legislation is not implemented, the Office of Housing will not be able to effectively manage the related revenues and expenditures.

4. OTHER IMPLICATIONS

a. Does this legislation affect any departments besides the originating department? No.

- b. Is a public hearing required for this legislation?** No.
- c. Is publication of notice with *The Daily Journal of Commerce* and/or *The Seattle Times* required for this legislation?** No.
- d. Does this legislation affect a piece of property?** No.
- e. Please describe any perceived implication for the principles of the Race and Social Justice Initiative. Does this legislation impact vulnerable or historically disadvantaged communities? What is the Language Access plan for any communications to the public?** N/a
- f. Climate Change Implications**
 - 1. Emissions: Is this legislation likely to increase or decrease carbon emissions in a material way?** No.
 - 2. Resiliency: Will the action(s) proposed by this legislation increase or decrease Seattle's resiliency (or ability to adapt) to climate change in a material way? If so, explain. If it is likely to decrease resiliency in a material way, describe what will or could be done to mitigate the effects.** No.
- g. If this legislation includes a new initiative or a major programmatic expansion: What are the specific long-term and measurable goal(s) of the program? How will this legislation help achieve the program's desired goal(s).** N/a

List attachments/exhibits below: None



Legislation Text

File #: Res 32022, **Version:** 1

CITY OF SEATTLE

RESOLUTION _____

A RESOLUTION approving interest rates set by the Seattle City Employees' Retirement System (SCERS) Board of Administration for 2022.

WHEREAS, the Seattle City Employees' Retirement System (SCERS) currently pays interest on employee contributions at an annual rate of 5.75 percent (compounded annually) for contributions made before December 31, 2011, and 2.92 percent (also compounded annually) for employee contributions made after that date; and

WHEREAS, Seattle Municipal Code Section 4.36.505 provides that “[n]othing in this Section 4.36.505 shall be construed to limit the right of the Board [of Administration] to make changes in rates of interest, subject to approval of the City Council, whenever the Board deems it necessary or advisable...”; and

WHEREAS, the SCERS Board of Administration, at its August 12, 2021, meeting, voted to adjust the annual interest rate for 2022 on all contributions received after December 11, 2011, to 1.77 percent (compounded annually); and

WHEREAS, the SCERS Board intends to review and adjust this rate annually, based on market conditions;

NOW, THEREFORE,

BE IT RESOLVED BY THE CITY COUNCIL OF THE CITY OF SEATTLE, THE MAYOR

CONCURRING, THAT:

Section 1. The City Council approves the 2022 credit interest rate adopted by the SCERS Board of Administration of 1.77 percent (compounded annually) on all member contributions received after December 31, 2011. Member contributions received on or before December 31, 2011, will continue to accrue credit

interest at a rate of 5.75 percent (also compounded annually). These rates will apply at the beginning of the first full pay period of 2022.

Adopted by the City Council the _____ day of _____, 2021, and signed by
me in open session in authentication of its adoption this _____ day of _____, 2021.

President _____ of the City Council

The Mayor concurred the _____ day of _____, 2021.

Jenny A. Durkan, Mayor

Filed by me this _____ day of _____, 2021.

Monica Martinez Simmons, City Clerk

(Seal)

SUMMARY and FISCAL NOTE*

Department:	Dept. Contact/Phone:	CBO Contact/Phone:
RET	Paige Alderete/206-601-8469	Dave Hennes / 206-684-0537

** Note that the Summary and Fiscal Note describes the version of the bill or resolution as introduced; final legislation including amendments may not be fully described.*

1. BILL SUMMARY

Legislation Title:

A RESOLUTION approving interest rates set by the Seattle City Employees' Retirement System (SCERS) Board of Administration for 2022.

Summary and background of the Legislation:

Per Seattle Municipal Code 4.36.505.F, this resolution provides City Council approval of the 2022 interest rates on member contributions set by the SCERS Board of Administration.

Under the policy enacted by the SCERS Board, in 2022, contributions received on or before December 31, 2011 will earn 5.75% annual interest, compounded annually. Contributions received after that date will earn 1.77% interest, also compounded annually. The Board reviews and adjusts the post-2011 interest rates annually, based on a policy target of the average yield on 30-year U.S. Treasury Bonds for the immediately preceding June 1 to May 31 period.

2. CAPITAL IMPROVEMENT PROGRAM

Does this legislation create, fund, or amend a CIP Project? ☐ Yes ☒ No

3. SUMMARY OF FINANCIAL IMPLICATIONS

Does this legislation amend the Adopted Budget? ☐ Yes ☒ No

Does the legislation have other financial impacts to The City of Seattle that are not reflected in the above, including direct or indirect, short-term or long-term costs?

This legislation has no direct financial implications for City appropriations, revenues, or positions. However, the new interest rates for 2022 will grow member contribution balances a bit more slowly than the historical average, lowering the Retirement Fund's costs and incrementally lowering the system's normal cost. These impacts are estimated along with other factors in the retirement system's periodic actuarial valuations.

Is there financial cost or other impacts of *not* implementing the legislation?

The proposed change reflects a small decrease in market interest rates in the last year. Not implementing the legislation would not recognize the action taken by the SCERS Board of Administration or the practice of the last several years. Inaction would leave the rate at the 2021 level.

4. OTHER IMPLICATIONS

- a. **Does this legislation affect any departments besides the originating department?**
This legislation affects all SCERS members, who are employed across the City but has no effect on departmental costs.
- b. **Is a public hearing required for this legislation?**
No.
- c. **Is publication of notice with *The Daily Journal of Commerce* and/or *The Seattle Times* required for this legislation?**
No.
- d. **Does this legislation affect a piece of property?**
No.
- e. **Please describe any perceived implication for the principles of the Race and Social Justice Initiative. Does this legislation impact vulnerable or historically disadvantaged communities? What is the Language Access plan for any communications to the public?**
No perceived impact on vulnerable or historically disadvantaged communities.
- f. **Climate Change Implications**
1. **Emissions: Is this legislation likely to increase or decrease carbon emissions in a material way?**
No.
 2. **Resiliency: Will the action(s) proposed by this legislation increase or decrease Seattle's resiliency (or ability to adapt) to climate change in a material way? If so, explain. If it is likely to decrease resiliency in a material way, describe what will or could be done to mitigate the effects.**
No.
- g. **If this legislation includes a new initiative or a major programmatic expansion: What are the specific long-term and measurable goal(s) of the program? How will this legislation help achieve the program's desired goal(s)?**
N/A

List attachments/exhibits below:



Legislation Text

File #: Res 32023, **Version:** 1

CITY OF SEATTLE

RESOLUTION _____

A RESOLUTION amending Resolution 31334; establishing the City Council's intent to fund the Seattle City Employees' Retirement System (SCERS) as informed by the January 1, 2021, Actuarial Study.

WHEREAS, the City provides and manages a defined-benefit pension for its non-uniformed employees to serve as a source of retirement income, along with Social Security; and

WHEREAS, the City Council previously declared, in Resolution 31334, its intention to fully fund the actuarially required contribution amounts into the Seattle City Employees' Retirement System (SCERS), including a plan to amortize the system's unfunded liability in 30 or fewer years; and

WHEREAS, the January 1, 2021, valuation study performed by the SCERS actuary identified the contribution rate necessary to fully fund the system; and

WHEREAS, the City will update its contribution rate to SCERS annually to a level not less than the actuarial required contribution for that year as determined by the most recent valuation; and

WHEREAS, under SMC 4.36.505 the SCERS Board of Administration shall recommend to the City Council any necessary revisions in the rate of contributions of members and the City; and

WHEREAS, the SCERS Board of Administration, at its August 12, 2021, meeting, voted to recommend to the City Council that it maintain the 2021 employer contribution rate of 16.10 percent for fiscal year 2022, under the rationale that it is prudent in the interest of funding stability and in anticipation of declining changes to assumptions resulting from the upcoming Experience Study in 2022; NOW, THEREFORE,

BE IT RESOLVED BY THE CITY COUNCIL OF THE CITY OF SEATTLE, THE MAYOR

CONCURRING, THAT:

Section 1. Resolution 31334, last amended by Resolution 31978, is amended as follows:

* * *

Section 1. The City will fully fund its actuarially required contributions to SCERS in the 2012 Adopted Budget and thereafter. The City will base its contribution rate on a five-year smoothed asset valuation as described in the most recent actuarial report, and the rate will be sufficient to amortize the system's unfunded liabilities in 30 or fewer years.

Section 2. To that end, the ~~((2021))~~ 2022 Adopted Budget will include sufficient appropriation for the City to ~~((pay))~~ maintain payment of 16.10 percent of regular (non-overtime) payroll into SCERS. This is greater than the employee contribution rates into the system. It ~~((brings))~~ keeps the combined contribution ~~((to))~~ at 25.56 percent. ~~((, which is the actuarially required amount for 2021 as described in the January 1, 2020 Actuarial Valuation.))~~ The employer contribution rate must not be less than the required Actuarial Contribution Rate of 15.33 percent and a combined contribution rate of 24.68 percent, as determined by the January 1, 2021, Actuarial Valuation.

Section 3. The City endorses the actuarial assumptions and methods adopted by the SCERS Board of Administration, utilized beginning with the January 1, 2011, valuation, and modified by the Board as a result of the actuary's investigation of the system's experience from 2014 through 2017. These include:

- A. The entry age normal actuarial cost method;
- B. An investment return rate of 7.25 percent;
- C. A five-year smoothed method for asset valuation;
- D. Generational mortality tables that take future life expectancy improvements into account;
- E. Expected average membership growth of 0.5 percent per year; and
- F. Other economic and demographic assumptions as described in the valuation.

Section 4. Each year, and in the event the SCERS Board of Administration should wish to

change its actuarial assumptions and methods, the City requests that the Board consult with the Mayor and the City Council by the tenth day of July regarding the impacts of such changes on funding requirements, as described in ((SMC)) Seattle Municipal Code subsection 4.36.550.A, to allow sufficient time to make budget preparations.

Section 5. The City will update its contribution rate to SCERS annually to a level not less than the actuarial required contribution for that year as determined by the most recent valuation. The City may elect to exceed the required contribution rate in any given year in the interest of funding stability or to amortize the system's unfunded liability in fewer than 30 years.

Section 6. Beginning with the January 1, 2013, Actuarial Valuation and thereafter, the amortization period is closed and fixed. That is to say, the amortization rate should be sufficient to retire the system's unfunded liability over the period 2013-2042. Since closed amortizations can generate excessive contribution rate volatility in the second half of the period, the Council may consider re-opening the amortization period after 15 years. At any time, the SCERS Board and its actuary may recommend additional amortization layers and/or separate amortization periods for any new unfunded liabilities or surpluses generated after January 1, 2013.

* * *

Adopted by the City Council the _____ day of _____, 2021, and signed by
me in open session in authentication of its adoption this _____ day of _____, 2021.

President _____ of the City Council

The Mayor concurred the _____ day of _____, 2021.

Jenny A. Durkan, Mayor

Filed by me this _____ day of _____, 2021.

Monica Martinez Simmons, City Clerk

(Seal)

SUMMARY and FISCAL NOTE*

Department:	Dept. Contact/Phone:	CBO Contact/Phone:
RET	Paige Alderete/206-601-8469	Dave Hennes / 206-684-0537

** Note that the Summary and Fiscal Note describes the version of the bill or resolution as introduced; final legislation including amendments may not be fully described.*

1. BILL SUMMARY

Legislation Title:

A RESOLUTION amending Resolution 31334; establishing the City Council's intent to fund the Seattle City Employees' Retirement System (SCERS) as informed by the January 1, 2021, Actuarial Study.

Summary and background of the Legislation:

Per Resolution 31334 the City has committed to appropriate annually sufficient funds to make contributions to the retirement system to a level not less than the actuarial required contribution for that year as determined by the most recent actuarial valuation of the retirement systems liabilities. This resolution provides City Council approval of the 2022 contribution rate in compliance with Resolution 31334. The combined contribution rate for 2022 will stay consistent with the 2021 rate at 25.56 percent. The City's portion of the combined contribution rate for 2022 will remain 16.10 percent of regular payroll into SCERS. This contribution rate is consistent with the recommendation of the SCERS Board of Administration as provided to the City Council under Seattle Municipal Code 4.36.505 A. It is the Board's conclusion that this contribution rate is in the interest of funding stability and in anticipation of rising future contribution requirements due to expected downward changes to assumptions in the upcoming Experience Study in 2022. Therefore, it is prudent to maintain the 2021 Actuarially Required Contribution rate in 2022.

The City may elect to exceed the required contribution rate in any given year. In 2022, the minimum required Actuarial Contribution Rate is 15.33 percent with a combined contribution rate of 24.68 percent as determined by the January 1, 2021 Actuarial Valuation.

2. CAPITAL IMPROVEMENT PROGRAM

Does this legislation create, fund, or amend a CIP Project? ☐ Yes ☒ No

3. SUMMARY OF FINANCIAL IMPLICATIONS

Does this legislation amend the Adopted Budget? ☐ Yes ☒ No

Does the legislation have other financial impacts to The City of Seattle that are not reflected in the above, including direct or indirect, short-term or long-term costs?

This legislation does not adjust appropriations, revenues, or positions. The 2022 contribution rate is captured through approval of the budget.

Is there financial cost or other impacts of *not* implementing the legislation?

Not implementing the full actuarially required contribution in 2022 would go against Council Resolution 31334, would place greater cost burden on the City and potentially members in future years to fund the pension system. Not meeting the required contribution would be reflected on the System's financial audit, valuation, and the City's CAFR.

4. OTHER IMPLICATIONS

a. Does this legislation affect any departments besides the originating department?

This legislation affects the City's contribution rate into the pension system.

b. Is a public hearing required for this legislation?

No.

c. Is publication of notice with *The Daily Journal of Commerce* and/or *The Seattle Times* required for this legislation?

No

d. Does this legislation affect a piece of property?

No

e. Please describe any perceived implication for the principles of the Race and Social Justice Initiative. Does this legislation impact vulnerable or historically disadvantaged communities? What is the Language Access plan for any communications to the public?

No perceived impact on vulnerable or historically disadvantaged communities

f. Climate Change Implications

1. Emissions: Is this legislation likely to increase or decrease carbon emissions in a material way?

No.

2. Resiliency: Will the action(s) proposed by this legislation increase or decrease Seattle's resiliency (or ability to adapt) to climate change in a material way? If so, explain. If it is likely to decrease resiliency in a material way, describe what will or could be done to mitigate the effects.

No.

g. If this legislation includes a new initiative or a major programmatic expansion: What are the specific long-term and measurable goal(s) of the program? How will this legislation help achieve the program's desired goal(s)?

N/A

List attachments/exhibits below:



Legislation Text

File #: CB 120201, **Version:** 1

CITY OF SEATTLE

ORDINANCE _____

COUNCIL BILL _____

AN ORDINANCE relating to City funds; closing certain funds, subfunds, and accounts; authorizing the Department of Finance and Administrative Services to take action pursuant to those closures; authorizing the transfer of all unexpended and unencumbered balances and other assets and liabilities of those funds, subfunds, and accounts; and abandoning appropriation authority from those funds, subfunds, and accounts.

WHEREAS, effective January 1, 2018, the City Treasury's Fund structure was re-organized through Ordinance

125492 in keeping with Resolution 31332 and the goals of the implementation of the PeopleSoft 9.2

enterprise financial management system, including the elimination of subfunds within Funds; and

WHEREAS, the Special Employment Fund (00515) was created in 1985 through Ordinance 112556, and was

subsequently re-designated as the Special Employment Subfund of the General Fund (00100) in 1995

through Ordinance 117977; and

WHEREAS, all fund balance, assets, and liabilities in the Special Employment Subfund of the General Fund

were transferred to a new Special Employment Account in the General Fund through Ordinance

125492, effective January 1, 2018; and

WHEREAS, the Cable Television Franchise Subfund (00160) of the General Fund (00100) was created in 1996

through Ordinance 118196; and

WHEREAS, all fund balance, assets, and liabilities in the Cable Television Franchise Subfund of the General

Fund were transferred to a new Cable Television Franchise Fund (10101) created through Ordinance

125492, effective January 1, 2018; and

WHEREAS, the Neighborhood Matching Fund (00165) was created in 1990 through Ordinance 115345, and

was subsequently re-designated as the Neighborhood Matching Subfund of the General Fund (00100) in 1995 through Ordinance 117977; and

WHEREAS, all fund balance, assets, and liabilities in the Neighborhood Matching Subfund were transferred to a new Neighborhood Matching Program in the General Fund through Ordinance 125492, effective January 1, 2018; and

WHEREAS, the South Lake Union Property Proceeds Subaccount (00167) was created within the Cumulative Reserve Subfund of the General Fund in 2001 through Ordinance 120411; and

WHEREAS, all fund balance, assets, and liabilities in the South Lake Union Property Proceeds Subaccount were transferred to the General Fund (00100) on January 1, 2018; and

WHEREAS, the Street Vacation Compensation Fund (00169) was created as a subfund of the General Fund (00100) in 2001 through Ordinance 120607; and

WHEREAS, all fund balance, assets, and liabilities in the Street Vacation Compensation Fund were transferred to a new Street Vacation Account in the Transportation Fund (13000) through Ordinance 125492, effective January 1, 2018; and

WHEREAS, the Bluefield Habitat Maintenance Subaccount (00178) was created within the Cumulative Reserve Subfund of the General Fund in 2011 through Ordinance 123772; and

WHEREAS, all fund balance, assets, and liabilities in the Bluefield Habitat Maintenance Subaccount were transferred to a new Bluefield Habitat Maintenance Account in the General Fund through Ordinance 125492, effective January 1, 2018; and

WHEREAS, the Development Rights Fund (00179) was created in 1994 through Ordinance 117342, and was subsequently re-designated as the Development Rights Subfund of the General Fund (00100) in 1995 through Ordinance 117977; and

WHEREAS, all fund balance, assets, and liabilities in the Development Rights Subfund were transferred to a new Development Rights Account in the General Fund through Ordinance 125492, effective January 1,

2018; and

WHEREAS, the Gasworks Park Contamination Remediation Trust Fund (10220) was created in 2000 as a subfund of the Park and Recreation Fund (10200) through Ordinance 120115; and

WHEREAS, the projects funded through the Gasworks Park Contamination Remediation Fund have been completed, and the residual fund balance, assets, and liabilities were transferred to the Park and Recreation Fund on January 1, 2018; and

WHEREAS, the Coliseum Redevelopment Subfund (11420) was created in 1994 pursuant to Ordinance 117139, and subsequently was renamed the Seattle Center KeyArena Subfund; and

WHEREAS, all fund balance, assets, and liabilities in the Seattle Center KeyArena Subfund were transferred to a new Seattle Center KeyArena Fund created through Ordinance 125492, effective January 1, 2018; and

WHEREAS, Ordinance 125724 provided for the fund balance, assets, and liabilities of the Seattle Center KeyArena Fund to be transferred to the Seattle Center Fund (11410), effective January 1, 2019, and

WHEREAS, the Education Fund (14100) was created through Ordinance 124650, effective January 1, 2015; and

WHEREAS, all fund balance, assets, and liabilities in the Education Fund were transferred to the General Fund (00100), the Education - Support Services Fund (17857), and the Preschool Services Fund (17861), according to the City's commitments of these funds by ordinance, through Ordinance 125492, effective January 1, 2018, and

WHEREAS, the Mrs. Betty Wile Levy Medical Aid Unit Memorial Account (15180) was created in the General Donations and Gift Trust Fund in 1979 through Ordinance 108395; and

WHEREAS, the projects funded through the Mrs. Betty Wile Levy Medical Aid Unit Memorial Account have been completed, although unexpended and unencumbered fund balance and other assets remain in the Fund; and

WHEREAS, the South Lake Union Subfund (16415) was created within the Low-Income Housing Fund

(16400) in 2002 through Ordinance 120944; and

WHEREAS, all fund balance, assets, and liabilities in the South Lake Union Subfund were transferred to the new South Lake Union Mitigation Account in the Housing Program Support Fund (16440) through Ordinance 125492, effective January 1, 2018; and

WHEREAS, the Growth-Related Housing Account (16450) was created within the Low-Income Housing Fund (16400) in 1988 through Ordinance 113834; and

WHEREAS, all fund balance, assets, and liabilities in the Growth-Related Housing Account were transferred to the Housing Program Support Fund (16440) through Ordinance 125492, effective January 1, 2018, and

WHEREAS, the Weatherization Program Account (16460) was established within the Low-Income Housing Fund (16400) in 1991 through Ordinance 115647; and

WHEREAS, all fund balance, assets, and liabilities in the Weatherization Program Account were transferred to the Housing Program Support Fund (16440) through Ordinance 125492, effective January 1, 2018; and

WHEREAS, the REACH General Subfund (16470) was created within the Low-Income Housing Fund (16400) in 1994 pursuant to Ordinance 117472; and

WHEREAS, all fund balance, assets, and liabilities in the REACH General Subfund were transferred to the new REACH Account in the Housing Program Support Fund (16440) through Ordinance 125492, effective January 1, 2018; and

WHEREAS, the Housing Preservation Fund (16480) was created as a subfund of the Low-Income Housing Fund (16400) in 1999 through Ordinance 119785; and

WHEREAS, all projects funded through the Housing Preservation Fund have been completed, leaving no unexpended and unencumbered fund balance, other assets, or liabilities remaining in the Fund; and

WHEREAS, the HOME Program Subfund (16490) was created within the Low-Income Housing Fund (16400) in 1992 pursuant to Ordinance 116292; and

WHEREAS, all fund balance, assets, and liabilities in the HOME Program Subfund were transferred to the new

HOME Account in the Housing Program Support Fund (16440) through Ordinance 125492, effective January 1, 2018; and

WHEREAS, the Housing and Community Development Revenue Sharing Fund was created in 1975 through Ordinance 104195, and was administratively renamed the Community Development Block Grant Main Fund (17810); and

WHEREAS, all fund balance, assets, and liabilities in the Community Development Block Grant Main Fund were transferred to the Human Services Fund (16200) through Ordinance 125492, effective January 1, 2018; and

WHEREAS, the 2004 Families and Education Subfund (17856) was established within the Educational and Developmental Services Fund in 2004 through Ordinance 121529; and

WHEREAS, all projects funded through the 2004 Families and Education Subfund have been completed, leaving no unexpended and unencumbered fund balance, other assets, or liabilities remaining in the Subfund; and

WHEREAS, the KeyArena Defeasance Account (20131) was created in the Bond Interest and Redemption Fund in 2002 through Ordinance 120864; and

WHEREAS, all projects funded through the KeyArena Defeasance Account have been completed, leaving no unexpended and unencumbered fund balance, assets, or liabilities remaining in the Account; and

WHEREAS, the McCaw Hall Defeasance Account (20135) was created in the Bond Interest and Redemption Fund in 2006 through Ordinance 122294; and

WHEREAS, all projects funded through the McCaw Hall Defeasance Account have been completed, leaving no unexpended and unencumbered fund balance, assets, or liabilities remaining in the Account; and

WHEREAS, the Pike Place Market Loan Repayment Account (20139) was created in the Bond Interest and Redemption Fund in 2009 pursuant to Ordinance 122848; and

WHEREAS, all projects funded through the Pike Place Market Loan Repayment Account have been completed,

although unexpended and unencumbered fund balance and other assets remain in the Account; and

WHEREAS, the Local Improvement District No. 6748 Fund (25140) was created in 1997 through Ordinance 118795; and

WHEREAS, the projects funded through the Local Improvement District No. 6748 Fund have been completed, although unexpended and unencumbered fund balance and other assets remain in the Fund; and

WHEREAS, the Emergency Communications Fund (32620) was created in 1993 pursuant to Ordinance 116797; and

WHEREAS, all projects funded through the Emergency Communications Fund have been completed, and the residual fund balance, assets, and liabilities were transferred to the General Fund (00100) on January 1, 2018; and

WHEREAS, the Parks Capital Fund (33140) was created in 2014 through Ordinance 124634; and

WHEREAS, all fund balance, assets, and liabilities in the Parks Capital Fund were transferred to the Park and Recreation Fund (10200) through Ordinance 125492, effective January 1, 2018; and

WHEREAS, the Park District Loan Capital Subfund (33141) was created within the Parks Capital Fund (33140) in 2015 pursuant to Ordinance 124652; and

WHEREAS, the projects funded through the Park District Loan Capital Subfund of the Parks Capital Fund have been completed, leaving no unexpended and unencumbered fund balance, other assets, or liabilities in the Subfund; and

WHEREAS, the 1999 Parks and Community Center Fund (33800) was created in 1999 through Ordinance 119522; and

WHEREAS, all projects funded through the 1999 Parks and Community Center Fund have been completed, and the residual fund balance, assets, and liabilities were transferred to the General Fund (00100) on January 1, 2018; and

WHEREAS, the Non-Bonds Subfund (34410) of the Public Safety Information Technology Fund (34400) was

created in 1999 pursuant to Ordinance 119819; and

WHEREAS, all projects funded through the Non-Bond Subfund of the Public Safety Information Technology Fund have been completed, and the residual fund balance, assets, and liabilities were transferred to the General Fund (00100) on January 1, 2018; and

WHEREAS, the 2007 Multipurpose LTGO Bond Fund (35100) was created in 2006 through Ordinance 122121; and

WHEREAS, all projects funded through the 2007 Multipurpose LTGO Bond Fund have been completed, leaving no unexpended and unencumbered fund balance, other assets, or liabilities remaining in the Fund; and

WHEREAS, the 2008 Multipurpose LTGO Bond Fund (35200) was created in 2007 through Ordinance 122553; and

WHEREAS, all projects funded through the 2008 Multipurpose LTGO Bond Fund have been completed, although unexpended and unencumbered fund balance and other assets and liabilities remain in the Fund; and

WHEREAS, the 2009 Multipurpose LTGO Bond Fund (35300) was created in 2008 through Ordinance 122848; and

WHEREAS, all projects funded through the 2009 Multipurpose LTGO Bond Fund have been completed, although unexpended and unencumbered fund balance and other assets and liabilities remain in the Fund; and

WHEREAS, the 2010 Multipurpose LTGO Bond Fund (35400) was created in 2009 through Ordinance 123156; and

WHEREAS, all projects funded through the 2010 Multipurpose LTGO Bond Fund have been completed, although unexpended and unencumbered fund balance and other assets and liabilities remain in the Fund; and

WHEREAS, the Downtown Parking Garage Fund (46010) was created in 1998 through Ordinance 119155; and

WHEREAS, all projects funded through the Downtown Parking Garage Fund have been completed, leaving no unexpended and unencumbered fund balance, other assets, or liabilities remaining in the Fund; and

WHEREAS, the Fiber Leasing Fund (47010) was created in 2012 through Ordinance 123931; and

WHEREAS, Ordinance 125724 provided for the fund balance, assets, and liabilities of the Fiber Leasing Fund to be transferred to the Information Technology Fund (50410), effective January 1, 2019; and

WHEREAS, the Help the Animals Account (63601) was established in the General Donations and Gift Trust Fund in 1979 through Ordinance 108357; and

WHEREAS, the fund balance, assets, and liabilities in the Help the Animals Account of the General Donations and Gift Trust Fund were transferred to the Help the Animals Account in the new Animal Shelter Donation Fund (15260) through Ordinance 125492, effective January 1, 2018; and

WHEREAS, the Pet Population Control Fund (63603) was established in the General Donations and Gift Trust Fund in 1996 by Ordinance 118289; and

WHEREAS, the fund balance, assets, and liabilities in the Pet Population Control Fund were transferred to the Pet Population Control Account in the new Animal Shelter Donation Fund (15260) through Ordinance 125492, effective January 1, 2018; and

WHEREAS, the Seattle Animal Shelter Expansion Subfund (63604) in the General Donations and Gift Trust Fund was established in 2003 through Ordinance 121307; and

WHEREAS, all projects funded through the Seattle Animal Shelter Expansion Subfund have been completed, and residual fund balance, assets, and liabilities were transferred to the Help the Animals Account in the new Animal Shelter Donation Fund (15260) established through Ordinance 125492, effective January 1, 2018; NOW, THEREFORE,

BE IT ORDAINED BY THE CITY OF SEATTLE AS FOLLOWS:

Section 1. The Special Employment Subfund (00515) of the General Fund (00100), established by

Ordinance 112556 as amended by Ordinance 117977, is closed and eliminated.

Section 2. The Cable Television Franchise Subfund (00160) of the General Fund (00100), created by Ordinance 118196, is closed and eliminated.

Section 3. The Neighborhood Matching Subfund (00165) of the General Fund (00100), established by Ordinance 115345 as amended by Ordinance 117977, is closed and eliminated.

Section 4. The South Lake Union Property Proceeds Subaccount (00167) within the Cumulative Reserve Subfund of the General Fund (00100), established by Ordinance 120411, is closed and eliminated.

Section 5. The Street Vacation Compensation Fund (00169), established by Ordinance 120607, is closed and eliminated.

Section 6. The Bluefield Habitat Maintenance Subaccount (00178) within the Cumulative Reserve Subfund of the General Fund (00100), established by Ordinance 123772, is closed and eliminated.

Section 7. The Development Rights Subfund (00179) of the General Fund (00100), established by Ordinance 117342 as amended by Ordinance 117977, is closed and eliminated.

Section 8. The Gasworks Park Contamination Remediation Trust Fund (10220) of the Park and Recreation Fund (10200), established by Ordinance 120115, is closed and eliminated.

Section 9. The Seattle Center KeyArena Fund (11420), established pursuant to Ordinance 117139, as amended by Ordinance 125492, is closed and eliminated.

Section 10. The Education Fund (14100), established by Ordinance 124650, is closed and eliminated.

Section 11. The Mrs. Betty Wile Levy Medical Aid Unit Memorial Account (15180) in the General Donations and Gift Trust Fund, established by Ordinance 108395, is closed and eliminated. Any unencumbered fund balance, asset, or liability remaining in the Fund shall be transferred to the General Fund (00100) using the Finance General Appropriation to Special Funds Budget Summary Level/BCL Code (15180-BO-FG-2QA00).

Section 12. The South Lake Union Subfund (16415) within the Low-Income Housing Fund (16400), established by Ordinance 120944, is closed and eliminated.

Section 13. The Growth-Related Housing Account (16450) within the Low-Income Housing Fund (16400), established by Ordinance 113834, is closed and eliminated.

Section 14. The Weatherization Program Account (16460) within the Low-Income Housing Fund (16400), established by Ordinance 115647, is closed and eliminated.

Section 15. The REACH General Subfund (16470) within the Low-Income Housing Fund (16400), established by Ordinance 117472, is closed and eliminated.

Section 16. The Housing Preservation Fund (16480) within the Low-Income Housing Fund (16400), established by Ordinance 119785, is closed and eliminated.

Section 17. The HOME Program Subfund (16490) within the Low-Income Housing Fund (16400), established by Ordinance 116292, is closed and eliminated.

Section 18. The Community Development Block Grant Main Fund (17810), established by Ordinance 104195, is closed and eliminated.

Section 19. The 2004 Families and Education Subfund (17856), established by Ordinance 121529, is closed and eliminated.

Section 20. The KeyArena Defeasance Account (20131) of the Bond Interest and Redemption Fund, established by Ordinance 120864, is closed and eliminated.

Section 21. The McCaw Hall Defeasance Account (20135) of the Bond Interest and Redemption Fund, established by Ordinance 122294, is closed and eliminated.

Section 22. The Pike Place Market Loan Repayment Account (20139) of the Bond Interest and Redemption Fund, established pursuant to Ordinance 122848, is closed and eliminated. Any unencumbered fund balance, asset, or liability remaining in the Account shall be transferred to the General Fund (00100) using the Finance General Appropriation to Special Funds Budget Summary Level/BCL Code (20139-BO-FG-2QA00).

Section 23. The Local Improvement District No. 6748 (25140), established by Ordinance 118795, is

closed and eliminated. Any unencumbered fund balance, asset, or liability remaining in the Fund shall be transferred to the Local Improvement Guaranty Fund (29500) using the Finance General Appropriation to Special Funds Budget Summary Level/BCL Code (25140-BO-FG-2QA00).

Section 24. The Emergency Communications Fund (32620), established by Ordinance 116797, is closed and eliminated.

Section 25. The Parks Capital Fund (33140), created by Ordinance 124634, is closed and eliminated.

Section 26. The Park District Loan Capital Subfund (33141) of the Parks Capital Fund (33140), created pursuant to Ordinance 124652, is closed and eliminated.

Section 27. The 1999 Parks and Community Center Fund (33800), established by Ordinance 119522, is closed and eliminated.

Section 28. The Non-Bonds Subfund (34410) of the Public Safety Information Technology Fund (34400), established pursuant to Ordinance 119819, is closed and eliminated.

Section 29. The 2007 Multipurpose LTGO Bond Fund (35100), established by Ordinance 122121, is closed and eliminated.

Section 30. The 2008 Multipurpose LTGO Bond Fund (35200), established by Ordinance 122553, is closed and eliminated. Any unencumbered fund balance, asset, or liability remaining in the Fund shall be transferred to the LTGO Bond Interest and Redemption Fund (20130) using the Finance General Appropriation to Special Funds Budget Summary Level/BCL Code (35200-BO-FG-2QA00).

Section 31. The 2009 Multipurpose LTGO Bond Fund (35300), established by Ordinance 122848, is closed and eliminated. Any unencumbered fund balance, asset, or liability remaining in the Fund shall be transferred to the LTGO Bond Interest and Redemption Fund (20130) using the Finance General Appropriation to Special Funds Budget Summary Level/BCL Code (35300-BO-FG-2QA00).

Section 32. The 2010 Multipurpose LTGO Bond Fund (35400), established by Ordinance 123156, is closed and eliminated. Any unencumbered fund balance, asset, or liability remaining in the Fund shall be

transferred to the LTGO Bond Interest and Redemption Fund (20130) using the Finance General Appropriation to Special Funds Budget Summary Level/BCL Code (35400-BO-FG-2QA00).

Section 33. The Downtown Parking Garage Fund (46010), established by Ordinance 119155, is closed and eliminated.

Section 34. The Fiber Leasing Fund (47010), established by Ordinance 123931, is closed and eliminated.

Section 35. The Help the Animals Account (63601) in the General Donations and Gift Trust Fund, established by Ordinance 108357, is closed and eliminated.

Section 36. The Pet Population Control Fund (63603) in the General Donations and Gift Trust Fund, established by Ordinance 118289, is closed and eliminated.

Section 37. The Seattle Animal Shelter Expansion Subfund (63604) in the General Donations and Gift Trust Fund, established by Ordinance 121307, is closed and eliminated.

Section 38. Any remaining appropriation authority from any fund, subfund, or account closed pursuant to Sections 1 through 37 of this ordinance is abandoned.

Section 39. The Department of Finance and Administrative Services is authorized to take any action necessary to effectuate the closures, eliminations, and abandonments made by this ordinance.

Section 40. This ordinance shall take effect and be in force 30 days after its approval by the Mayor, but if not approved and returned by the Mayor within ten days after presentation, it shall take effect as provided by Seattle Municipal Code Section 1.04.020.

Passed by the City Council the _____ day of _____, 2021, and signed by me in open session in authentication of its passage this _____ day of _____, 2021.

President _____ of the City Council

Approved / returned unsigned / vetoed this _____ day of _____, 2021.

Jenny A. Durkan, Mayor

Filed by me this _____ day of _____, 2021.

Monica Martinez Simmons, City Clerk

(Seal)

SUMMARY and FISCAL NOTE*

Department:	Dept. Contact/Phone:	CBO Contact/Phone:
Finance and Administrative Services	Gregg Johanson/684-5978	Jennifer Breeze/256-5972

1. BILL SUMMARY

Legislation Title:

AN ORDINANCE relating to City funds; closing certain funds, subfunds, and accounts; authorizing the Department of Finance and Administrative Services to take action pursuant to those closures; authorizing the transfer of all unexpended and unencumbered balances and other assets and liabilities of those funds, subfunds, and accounts; and abandoning appropriation authority from those funds, subfunds, and accounts.

Summary and background of the Legislation:

Periodically, the Department of Finance and Administrative Services submits an ordinance to close Funds in the City Treasury that are no longer needed for the City's business and to abandon all associated unexpended appropriation authority.

This ordinance closes funds that have become obsolete since January 1, 2018, as follows:

Fund/Subfund to be Closed	Transfer Destination Fund	Fund Balance (06/30/2021)
South Lake Union Property Proceeds Subaccount (00167)	Not applicable	\$0
Gasworks Park Contamination Remediation Trust Fund (10220) of the Park and Recreation Fund (10200)	Not applicable	\$0
Seattle Center KeyArena Fund (11420)	Not applicable	\$0
Mrs. Betty Wile Levy Medical Aid Unit Memorial Account (15180) in the General Donations and Gift Trust Fund	General Fund (00100)	\$8
2004 Families and Education Subfund (17856)	Not applicable	\$0
KeyArena Defeasance Account (20131) of the Bond Interest and Redemption Fund	Not applicable	\$0
McCaw Hall Defeasance Account (20135) of the Bond Interest and Redemption Fund	Not applicable	\$0
Pike Place Market Loan Repayment Account (20139) of the Bond Interest and Redemption Fund	General Fund (00100)	\$35,458
Local Improvement District No. 6748 Fund (25140)	Local Improvement Guaranty Fund (29500)	\$9,080
Emergency Communications Fund (32620)	Not applicable	\$0
1999 Parks and Community Center Fund (33800)	Not applicable	\$0
Non-Bonds Subfund (34410) of the Public Safety Information Technology Fund (34400)	Not applicable	\$0
2007 Multipurpose LTGO Bond Fund (35100)	Not applicable	\$0
2008 Multipurpose LTGO Bond Fund (35200)	LTGO Bond Interest and Redemption Fund (20130)	\$37,838

Fund/Subfund to be Closed	Transfer Destination Fund	Fund Balance (06/30/2021)
2009 Multipurpose LTGO Bond Fund (35300)	LTGO Bond Interest and Redemption Fund (20130)	\$14
2010 Multipurpose LTGO Bond Fund (35400)	LTGO Bond Interest and Redemption Fund (20130)	\$73,912
Downtown Parking Garage Fund (46010)	Not applicable	\$0
Fiber Leasing Fund (47010)	Not applicable	\$0

This ordinance also closes Funds that were reorganized effective January 1, 2018 for the implementation of PeopleSoft 9.2, through Ordinance 125492, and for which any residual fund balance was transferred to the destination fund on January 1, 2018:

Fund/Subfund to be Closed	Transfer Destination Fund
Special Employment Subfund (00515) of the General Fund (00100)	General Fund (00100)
Cable Television Subfund (00160) of the General Fund (00100)	Cable Television Franchise Fund (10101)
Neighborhood Matching Subfund (00165) of the General Fund (00100)	General Fund (00100)
Street Vacation Compensation Fund (00169)	Transportation Fund (13000)
Bluefield Habitat Maintenance Subaccount (00178)	General Fund (00100)
Development Rights Subfund (00179) of the General Fund (00100)	General Fund (00100)
Education Fund (14100)	General Fund (00100)
South Lake Union Subfund (16415) of the Low-Income Housing Fund	Housing Program Support Fund (16440)
Growth-Related Housing Account (16450) of the Low-Income Housing Fund	Housing Program Support Fund (16440)
Weatherization Account (16460) of the Low-Income Housing Fund	Housing Program Support Fund (16440)
REACH General Subfund (16470) of the Low-Income Housing Fund	Housing Program Support Fund (16440)
Housing Preservation Fund (16480) of the Low-Income Housing Fund	Housing Program Support Fund (16440)
HOME Program Subfund (16490) of the Low-Income Housing Fund	Housing Program Support Fund (16440)
Housing and Community Development Revenue Sharing Fund (17810)	Human Services Fund (16200)
Parks Capital Fund (33140)	Parks and Recreation Fund (10200)
Park District Loan Capital Subfund (33141) of the Parks Capital Fund (33140)	Parks and Recreation Fund (10200)
Help the Animals Account (63601) in the General Donations and Gift Trust Fund	Animal Shelter Donation Fund (15260)
Pet Population Control Fund (63603) in the General Donations and Gift Trust Fund	Animal Shelter Donation Fund (15260)
Seattle Animal Shelter Expansion Subfund (63504) in the General Donations and Gift Trust Fund	Animal Shelter Donation Fund (15260)

Fund and Subfund Histories:

Ordinance 112556 established the Special Employment Fund (00515) in 1985 for the purpose of paying salaries and associated benefits to employees of the City's temporary employment service, intern, and work study programs. Fund 00515 was subsequently re-designated as the Special Employment Subfund of the General Fund (00100) in 1995 through Ordinance 117977. All fund balance, assets, and liabilities in the Special Employment Subfund of the General Fund were transferred to a new Special Employment Account in the General Fund through Ordinance 125492, effective January 1, 2018 as part of the PeopleSoft 9.2 reorganization of City Funds.

Ordinance 118196 created the Cable Television Franchise Subfund (00160) of the General Fund (00100) in 1996 to account for cable television franchise fee revenue. All fund balance, assets, and liabilities in the Cable Television Franchise Subfund were transferred to a new Cable Television Franchise Fund (10101) created through Ordinance 125492, effective January 1, 2018, as part of the PeopleSoft 9.2 reorganization of City Funds.

Ordinance 115345 created the Neighborhood Matching Fund (00165) in 1990 to account for neighborhood planning and assistance purposes. The Fund was subsequently re-designated as the Neighborhood Matching Subfund of the General Fund (00100) in 1995 through Ordinance 117977. All fund balance, assets, and liabilities in the Neighborhood Matching Subfund were transferred to a new Neighborhood Matching Program in the General Fund through Ordinance 125492, effective January 1, 2018, as part of the PeopleSoft 9.2 reorganization of City Funds.

Ordinance 120411 created the South Lake Union Property Proceeds Subaccount (00167) within the Cumulative Reserve Subfund of the General Fund in 2001, to account for revenues from sales of surplus City property located adjacent to South Lake Union. All fund balance, assets, and liabilities in the South Lake Union Property Proceeds Subaccount were transferred to the General Fund (00100) on January 1, 2018, as part of the PeopleSoft 9.2 reorganization of City Funds.

Ordinance 120607 created the Street Vacation Compensation Fund (00169) as a subfund of the General Fund (00100) in 2001, to account for revenues received by the City for streets vacated pursuant to SMC 15.62.090 for the purpose of acquisition, improvement, and development of public open space or for transportation capital projects. All fund balance, assets, and liabilities in the Street Vacation Compensation Fund were transferred to a new Street Vacation Account in the Transportation Fund (13000) through Ordinance 125492, effective January 1, 2018.

Ordinance 123772 created the Bluefield Habitat Maintenance Subaccount (00178) within the Cumulative Reserve Subfund of the General Fund in 2011, to account for contributions from Bluefield Holdings funding the City's maintenance of the habitats created by Bluefield Holdings on certain City-owned properties. All fund balance, assets, and liabilities in the Bluefield Habitat Maintenance Subaccount were transferred to a new Bluefield Habitat

Maintenance Account in the General Fund through Ordinance 125492, effective January 1, 2018, as part of the PeopleSoft 9.2 reorganization of City Funds.

Ordinance 117342 created the Development Rights Fund (00179) in 1994 to account for the purchase, transfer, or development rights other than those associated with low-income housing. Fund 00179 was subsequently re-designated as the Development Rights Subfund of the General Fund (00100) in 1995 through Ordinance 117977. All fund balance, assets, and liabilities in the Development Rights Subfund were transferred to a new Development Rights Account in the General Fund through Ordinance 125492, effective January 1, 2018, as part of the PeopleSoft 9.2 reorganization of City Funds.

Ordinance 120115 created the Gasworks Park Contamination Remediation Trust Fund (10220) in 2000 as a subfund of the Park and Recreation Fund (10200), to pay for compliance monitoring and operation and maintenance of the soil cover and soil vapor extraction system. The projects funded through the Gasworks Park Contamination Remediation Fund have been completed, and the residual fund balance, assets, and liabilities were transferred to the Park and Recreation Fund on January 1, 2018.

Ordinance 117139 authorized the creation of the Coliseum Redevelopment Subfund (11420) in 1994. Subfund 11420 was subsequently renamed the Seattle Center KeyArena Subfund. The Seattle Center KeyArena Fund was created through Ordinance 125492, and the fund balance, assets, and liabilities of the Seattle Center KeyArena Subfund were transferred into the new Fund. Ordinance 125724 provided for the fund balance, assets, and liabilities of the Seattle Center KeyArena Fund to be transferred to the Seattle Center Fund (11410), effective January 1, 2019.

Ordinance 124650 created the Education Fund (14100) effective January 1, 2015, to account for the expenditures of the Department of Education and Early Learning. All fund balance, assets, and liabilities in the Education Fund were transferred to the General Fund (00100), the Education – Support Services Fund (17857), and the Preschool Services Fund (17861), according to the City's commitment of these funds by ordinance, through Ordinance 125492, effective January 1, 2018, as part of the PeopleSoft 9.2 reorganization of City Funds.

Ordinance 108395 created the Mrs. Betty Wile Levy Medical Aid Unit Memorial Account (15180) in the General Donations and Gift Trust Fund in 1979, to accept donations in memory of Mrs. Betty Wile Levy for the purpose of maintaining and operating an Emergency Medical Service Unit. The projects funded through the Mrs. Betty Wile Levy Medical Aid Unit Memorial Account have been completed, although unexpended and unencumbered fund balance and other assets remain in the Fund. The remaining assets will be transferred to the General Fund (00100).

Ordinance 120944 created the South Lake Union Subfund (16415) within the Low-Income Housing Fund in 2002, to account for loans to support the development of low-income housing associated with the South Lake Union neighborhood. All fund balance, assets, and liabilities in the South Lake Union Subfund were transferred to the new South Lake Union

Mitigation Account in the Housing Program Support Fund (16440) through Ordinance 125492, effective January 1, 2018, as part of the PeopleSoft 9.2 reorganization of City Funds.

Ordinance 113834 created the Growth-Related Housing Account (16450) within the Low-Income Housing Fund in 1988, to account for the rehabilitation, acquisition, or preservation of low-income housing stock. All fund balance, assets, and liabilities in the Growth-Related Housing Account were transferred to the Housing Program Support Fund (16440) through Ordinance 125492, effective January 1, 2018, as part of the PeopleSoft 9.2 reorganization of City Funds.

Ordinance 115647 created the Weatherization Program Account (16460) within the Low-Income Housing Fund in 1991, to account for grant revenues for weatherization programs. All fund balance, assets, and liabilities in the Weatherization Program Account were transferred to the Housing Program Support Fund (16440) through Ordinance 125492, effective January 1, 2018, as part of the PeopleSoft 9.2 reorganization of City Funds.

Ordinance 117472 created the REACH General Subfund (16470) within the Low-Income Housing Fund in 1994, to account for general fund revenues associated with single-family home rehabilitation. All fund balance, assets, and liabilities in the REACH General Subfund were transferred to the new REACH Account in the Housing Program Support Fund (16440) through Ordinance 125492, effective January 1, 2018, as part of the PeopleSoft 9.2 reorganization of City Funds.

Ordinance 119785 created the Housing Preservation Fund (16480) as a subfund of the Low-Income Housing Fund in 1999, to account for loans to the owners or developers of publicly or privately owned housing for persons of low income, or to entities providing financing to projects that include low income housing. All projects funded through the Housing Preservation Fund have been completed, leaving no unexpended and unencumbered fund balance, other assets, or liabilities remaining in the Fund.

Ordinance 116292 provided the authority for creation of the HOME Program Subfund (16490) within the Low-Income Housing Fund in 1992, to account for federal HOME grant proceeds and program income. All fund balance, assets, and liabilities in the HOME Program Subfund were transferred to the new HOME Account in the Housing Program Support Fund (16440) through Ordinance 125492, effective January 1, 2018, as part of the PeopleSoft 9.2 reorganization of City Funds.

Ordinance 104195 created the Housing and Community Development Revenue Sharing Fund (17810) in 1975, to account for the use of grant proceeds through the federal Housing and Community Development Act of 1974. Fund 17810 was administratively renamed the Community Development Block Grant Main Fund. All fund balance, assets, and liabilities in the Community Development Block Grant Main Fund were transferred to the Human Services Fund (16200) through Ordinance 125492, effective January 1, 2018, as part of the PeopleSoft 9.2 reorganization of City Funds.

Ordinance 121529 created the 2004 Families and Education Subfund (17856) within the Educational and Developmental Services Fund in 2004, to account for the provision of City services to Seattle School District public school students, Seattle youth, and their families with educational and developmental services. All projects funded through the 2004 Families and Education Subfund have been completed, leaving no unexpended and unencumbered fund balance, other assets or liabilities remaining in the Subfund.

Ordinance 120864 created the KeyArena Defeasance Account (20131) in the Bond Interest and Redemption Fund in 2002, to account for the defeasance of certain outstanding 1994 taxable LTGO bonds. All projects funded through the KeyArena Defeasance Account have been completed, leaving no unexpended and unencumbered fund balance, assets, or liabilities remaining in the Account.

Ordinance 122294 created the McCaw Hall Defeasance Account (20135) in the Bond Interest and Redemption Fund in 2006, to account for the defeasance of certain outstanding 2003 LTGO bonds. All projects funded through the McCaw Hall Defeasance Account have been completed, leaving no unexpended and unencumbered fund balance, assets, or liabilities remaining in the Account.

Ordinance 122848 created the Pike Place Market Repayment Account (20139) in the Bond Interest and Redemption Fund in 2009, to account for refunding bonds of the Pike Place Market Preservation and Development Authority. The projects funded through the Pike Place Market Repayment Account have been completed, although unexpended and unencumbered fund balance and other assets remain in the Fund. The remaining assets will be transferred to the General Fund (00100).

Ordinance 118795 created the Local Improvement District No. 6748 Fund (25140) in 1997, to account for a retaining wall improvement project on Portage Bay Place East. The projects funded through the Local Improvement District No. 6748 Fund have been completed, although unexpended and unencumbered fund balance and other assets remain in the Fund. The remaining assets will be transferred to the Local Improvement Guaranty Fund (25900).

Ordinance 116797 created the Emergency Communications Fund (32620) was created in 1993, to account for proceeds from the King County Emergency Communications Levy and the funding of a new emergency communications system. All projects funded through the Emergency Communications Fund have been completed, and the residual fund balance, assets, and liabilities were transferred to the General Fund (00100) on January 1, 2018, as part of the PeopleSoft 9.2 reorganization of City Funds.

Ordinance 124634 created the Parks Capital Fund (33140) in 2014, to separately account for the capital expenditures funded by the Seattle Park District and other sources. All fund balance, assets, and liabilities in the Parks Capital Fund were transferred to the Park and Recreation Fund (10200) through Ordinance 125492, effective January 1, 2018, as part of the PeopleSoft 9.2 reorganization of City Funds.

Ordinance 124652 provided for the creation of the Park District Loan Capital Subfund (33141) within the Parks Capital Fund (33140) in 2015, to account for bridge financing of Park District capital projects through an interfund loan. All fund balance, assets, and liabilities in the Parks Capital Fund were transferred to the Park and Recreation Fund (10200) through Ordinance 125492, effective January 1, 2018, as part of the PeopleSoft 9.2 reorganization of City Funds.

Ordinance 119522 created the 1999 Parks and Community Center Fund (33800) in 1999, to account for property tax levy funding of improvements at Seattle Center and various community centers. All projects funded through the 1999 Parks and Community Center Fund have been completed, and the residual fund balance, assets, and liabilities were transferred to the General Fund (00100) on January 1, 2018, as part of the PeopleSoft 9.2 reorganization of City Funds.

Ordinance 119819 provided for the creation of the Non-Bonds Subfund (34410) of the Public Safety Information Technology Fund (34400) in 1999, to account for public safety information technology project funding from sources other than LTGO bond proceeds. All projects funded through the Non-Bonds Subfund of the Public Safety Information Technology Fund have been completed, and the residual fund balance, assets, and liabilities were transferred to the General Fund (00100) on January 1, 2018, as part of the PeopleSoft 9.2 reorganization of City Funds.

Ordinance 122121 created the 2007 Multipurpose LTGO Bond Fund (35100) in 2006, to account for funding of capital projects financed by the 2007 LTGO bond issuance, authorized by Ordinance 122286, including but not limited to capital improvements of the Aquarium, Zoo Garage, parking pay stations, and Northgate land acquisition. All projects funded through the 2007 Multipurpose LTGO Bond Fund have been completed, leaving no unexpended and unencumbered fund balance, other assets, or liabilities remaining in the Fund.

Ordinance 122553 created the 2008 Multipurpose LTGO Bond Fund (35200) in 2007, to account for various capital projects funded by the 2008 LTGO bond issuance including but not limited to several Bridging the Gap and fire station projects. All projects funded through the 2008 Multipurpose LTGO Bond Fund have been completed, although unexpended and unencumbered fund balance and other assets and liabilities remain in the Fund. The remaining assets will be transferred to the LTGO Bond Interest and Redemption Fund (20130).

Ordinance 122848 created the 2009 Multipurpose LTGO Bond Fund (35300) in 2008, to account for various capital projects funded by the 2009 LTGO bond issuance including but not limited to various Bridging the Gap and Pike Place Market renovation projects. All projects funded through the 2009 Multipurpose LTGO Bond Fund have been completed, although unexpended and unencumbered fund balance and other assets and liabilities remain in the Fund. The remaining assets will be transferred to the LTGO Bond Interest and Redemption Fund (20130).

Ordinance 123156 created the 2010 Multipurpose LTGO Bond Fund (35400) in 2009, to account for various capital projects funded by the 2010 LTGO bond issuance including but not limited to various Bridging the Gap and Alaskan Way Viaduct projects. All projects funded through the 2010 Multipurpose LTGO Bond Fund have been completed, although unexpended and unencumbered fund balance and other assets and liabilities remain in the Fund. The remaining assets will be transferred to the LTGO Bond Interest and Redemption Fund (20130).

Ordinance 119155 created the Downtown Parking Garage Fund (46010) in 1998, to account for the bond-financed acquisition and operation of the Pacific Place Parking Garage. All projects funded through the Downtown Parking Garage Fund have been completed, leaving no unexpended and unencumbered fund balance, other assets, or liabilities remaining in the Fund.

Ordinance 123931 created the Fiber Leasing Fund (47010) in 2012, to account for revenues, expenditures, assets, and liabilities associated with agreements with private parties for the use of the City's excess fiber and fiber infrastructure. Ordinance 125724 provided for the fund balance, assets, and liabilities of the Fiber Leasing Fund to be transferred to the Information Technology Fund (50410), effective January 1, 2019.

Ordinance 108357 created the Help the Animals Account (63601) in the General Donations and Gift Trust Fund in 1979, to account for donations supporting animal welfare. The fund balance, assets, and liabilities in the Help the Animals Account were transferred to the Help the Animals Account in the new Animal Shelter Donation Fund (15260) through Ordinance 125492, effective January 1, 2018, as part of the PeopleSoft 9.2 reorganization of City Funds.

Ordinance 118289 created the Pet Population Control Fund (63603) in the General Donations and Gift Trust Fund in 1996, to account for donations made for the purposes of promoting pet population control activities through the Seattle Animal Shelter. The fund balance, assets, and liabilities in the Pet Population Control Fund were transferred to the Pet Population Control Account in the new Animal Shelter Donation Fund (15260) through Ordinance 125492, effective January 1, 2018, as part of the PeopleSoft 9.2 reorganization of City Funds.

Ordinance 121307 created the Seattle Animal Shelter Expansion Subfund (63604) in the General Donations and Gift Trust Fund in 2003, to account for donations to the Seattle Animal Shelter capital expansion campaign. All projects funded through the Seattle Animal Shelter Expansion Subfund have been completed, and residual fund balance, assets, and liabilities were transferred to the Help the Animals Account in the new Animal Shelter Donation Fund (15260) established through Ordinance 125492, effective January 1, 2018, as part of the PeopleSoft 9.2 reorganization of City Funds.

2. CAPITAL IMPROVEMENT PROGRAM

Does this legislation create, fund, or amend a CIP Project? Yes **X** No

3. SUMMARY OF FINANCIAL IMPLICATIONS

Does this legislation amend the Adopted Budget? ☐ Yes ☒ No

Does the legislation have other financial impacts to The City of Seattle that are not reflected in the above, including direct or indirect, short-term or long-term costs?

The ordinance will free up a small amount of fund balance that can then be used in the destination funds. Otherwise, none. A summary of the affected funds and the current residual fund balances are included in Section 1 of this document.

Is there financial cost or other impacts of *not* implementing the legislation?

Approximately \$120,000 of City resources will remain idle, unavailable for use in City programs until some legislative action is taken.

4. OTHER IMPLICATIONS

- a. **Does this legislation affect any departments besides the originating department?** No.
The funds and subfunds being closed by this ordinance are no longer being used by City departments.
- b. **Is a public hearing required for this legislation?**
No.
- c. **Is publication of notice with *The Daily Journal of Commerce* and/or *The Seattle Times* required for this legislation?**
No.
- d. **Does this legislation affect a piece of property?**
No.
- e. **Please describe any perceived implication for the principles of the Race and Social Justice Initiative. Does this legislation impact vulnerable or historically disadvantaged communities? What is the Language Access plan for any communications to the public?**
This ordinance eliminates obsolete funds in the City's internal accounting system. There are no RSJI impacts or negative impacts on vulnerable or historically disadvantaged communities.
- f. **Climate Change Implications**
1. **Emissions: Is this legislation likely to increase or decrease carbon emissions in a material way?**
No.

- 2. Resiliency: Will the action(s) proposed by this legislation increase or decrease Seattle's resiliency (or ability to adapt) to climate change in a material way? If so, explain. If it is likely to decrease resiliency in a material way, describe what will or could be done to mitigate the effects.**

No.

- g. If this legislation includes a new initiative or a major programmatic expansion: What are the specific long-term and measurable goal(s) of the program? How will this legislation help achieve the program's desired goal(s)?**

Not applicable.

List attachments/exhibits below:

Not applicable.



Legislation Text

File #: CB 120202, **Version:** 1

CITY OF SEATTLE

ORDINANCE _____

COUNCIL BILL _____

AN ORDINANCE relating to the Traffic Code; modifying fees associated with car sharing; clarifying certain definitions; establishing Seattle Department of Transportation authority for managing free-floating zone service areas; and amending Sections 11.14.087, 11.23.150, and 11.23.160 of the Seattle Municipal Code.

WHEREAS, in November 2009, Council passed Ordinance 123162, which authorized parking privileges for car sharing activities and established a car share permit fee; and

WHEREAS, in December 2012, Council passed Ordinance 124063, which created a free-floating car sharing permit and program and established fees; and

WHEREAS, in January 2015, Council passed Ordinance 124689, which expanded the car share permit program to allow for more operators and increased the fee; and

WHEREAS, portions of both the car share fee and the free-floating car share fee have historically been calculated to reflect the foregone paid parking revenue the City would otherwise have received from on-street paid parking; and

WHEREAS, starting in 2020, paid parking revenues have declined significantly due to the impacts of the COVID-19 pandemic and the return of on-street paid parking rates at significantly lower than pre-pandemic rates; and

WHEREAS, the City Transportation Electrification Blueprint in 2021 named a goal to have 100 percent of shared mobility be electric by 2030; and

WHEREAS, operators provided the valuable service of car sharing during the COVID-19 pandemic, serving

essential travel needs for Seattle residents; and

WHEREAS, car sharing continues to provide an alternative to vehicle ownership in alignment with climate goals; NOW, THEREFORE,

BE IT ORDAINED BY THE CITY OF SEATTLE AS FOLLOWS:

Section 1. Section 11.14.087 of the Seattle Municipal Code, enacted by Ordinance 122779, is amended as follows:

11.14.087 Car sharing((:))

"Car sharing" is a system in which a fleet of cars (or other vehicles) is made available for use by members of the car share group in a wide variety of ways. Car sharing provides an alternative to car ownership under which

a) persons or entities that become members are permitted to use vehicles from a fleet on ~~((an hourly))~~ a limited, fee-per-use basis; b) vehicles are available to members in parking spaces at dispersed locations or facilities; and

c) no separate written agreement is required each time a member reserves and uses a vehicle.

Section 2. Section 11.23.150 of the Seattle Municipal Code, last amended by Ordinance 125994, is amended as follows:

11.23.150 Car share parking fees

((A:)) Annual car sharing permit for dedicated spaces in locations where there is no paid on-street parking	\$300/year
((B:)) Annual car sharing permit for designated spaces in locations where there is paid on-street parking	(((\$3,000/year)) <u>The Seattle Department of Transportation (SDOT) shall establish the following year's annual rate to be no less than \$500 per year and no more than \$3,500 per year, based on actual average per-space parking revenue. SDOT will calculate the updated fee for the next calendar permit year by November 1. The last announced annual rate will apply until a new rate is announced.</u>
((C:)) Annual free-floating car sharing permit for each free-floating car sharing vehicle <u>with an internal combustion or hybrid engine</u>	(((\$1,230)) <u>\$300/year* plus a fee of 50 cents per trip, to be paid to the City on a quarterly basis</u>
<u>Annual free-floating car sharing permit for each battery-electric free-floating car sharing vehicle</u>	<u>\$300/year* plus a fee of 25 cents per trip, to be paid to the City on a quarterly basis</u>

* This fee is comprised of: ~~(1) ((the initial paid parking fee of \$930 per year, to be adjusted annually based on actual meter use in paid parking areas per subsection 11.23.160.G; (2)))~~ an RPZ fee of \$200 per year; and ~~((3))~~ (2) an administrative fee of \$100 per year.

A. For purposes of calculating the per-trip fee for free-floating car share, a “trip” shall represent a booking wherein a member reserves a vehicle for a given amount of time, defined by a geo-tagged start and stop point. The Director of Transportation may amend the definition of trip based on the review of trip-level data.

B. The City will require and collect trip-level data through appropriate data feeds, as defined in annual permit conditions.

C. Unless stated otherwise by Director’s rule, all trips subject to a per-trip fee shall have a starting point and/or ending point within, and a route within the geographic confines of the City.

D. Annual car sharing permits and annual free-floating car sharing permits are valid from January 1((-)) through December 31. The Director of Transportation or the Director's designee ((shall have the authority to)) may prorate the price of the annual ((free-floating car sharing)) permit if a permit is issued for less than a full year. A new free-floating car sharing permit is required each calendar year for each vehicle in the free-floating car share program.

Section 3. Section 11.23.160 of the Seattle Municipal Code, last amended by Ordinance 124689, is amended as follows:

11.23.160 Free-floating car sharing parking

A. A free-floating car sharing parking program is established in order to:

1. Provide Seattle residents an alternative to personal vehicle ownership, complement the use of public transportation, and reduce personal vehicle ownership, the overall number of car trips and/or vehicle miles traveled within the City~~((, consistent with the City of Seattle's Transportation Strategic Plan))~~ ;

2. Achieve emission reduction goals through use of car sharing(~~((, as outlined by the City of Seattle's Climate Action Plan))~~) ;

3. Achieve curb space priority objectives in commercial districts and residential districts, as outlined by the City of Seattle's Comprehensive Plan; and

4. ~~((Provide low-income access to transportation options.))~~ Serve diverse and widespread populations of the city by geography, income, race, land use, and multi-modal transportation needs and connections.

B. In order to qualify for the free-floating car sharing program as set forth in this Section 11.23.160, all of the following standards must be met:

1. Permittee must obtain a free-floating car sharing permit for each free-floating car sharing vehicle ~~((by))~~ and ~~pay((ing))~~ the free-floating car sharing permit fee to the Seattle Department of Transportation (SDOT);

~~((2. Free-floating car sharing vehicles must be parked in the Free-Floating Zone, the area in which the car must be parked at the end of each trip as stated in the permit;))~~

~~((3.))~~ 2. Each free-floating car share vehicle permitted by SDOT shall display a permit and contact information, in a manner determined by SDOT;

~~((4.))~~ 3. Each free-floating car share vehicle must be registered, in a manner determined by SDOT, in Seattle in the free-floating car share program;

~~((5.))~~ 4. Permittee shall comply with the terms of free-floating car sharing permit;

~~((6.))~~ 5. Permittee shall utilize on-street parking within City rights-of-way in compliance with all applicable federal, state, County and City laws and regulations;

~~((7.))~~ 6. Permittee must demonstrate that the free-floating car sharing vehicles have the technical capacity to accurately track each permitted vehicle's actual meter use in paid parking areas, such as GPS or other technology, and provide regular reports to SDOT, as well as appropriate data feeds, to verify such use;

and

((8-)) 7. Permittee shall establish a ((service area for the entire city)) free-floating zone and service capability that effectively meets the objectives stated in 11.23.160.A.4 as determined by SDOT within their free-floating car sharing permit((, within two years of the issue date of the operator's first free-floating car share permit)) . Considerations for approval of the free-floating zone include: (1) operational feasibility and fleet size; (2) serving areas of the City with identified and potential need for the service; (3) breadth of service in various neighborhoods of the City; and (4) identified strategies for reaching a diverse customer base, including low-income customers. The Director of Transportation may further define criteria to determine whether an operator's free-floating zone is appropriate.

C. ((In 2015, SDOT may issue free-floating car sharing permits to no more than four free-floating car sharing operators. In 2015, each free-floating car sharing operator may receive up to 500 free-floating car share permits, or up to 750 free-floating car sharing permits with the establishment of a service area for the entire city. For subsequent years,)) SDOT shall determine by Director's Rule the number of permits and operators based on data received as a part of the operator reporting requirements specified in the free-floating car sharing permit. In determining the number of permits and operators, SDOT will consider effects on reductions in personal vehicle ownership, effects on neighborhood business district customer access, whether free-floating car share is sufficiently serving low income communities, and other considerations that affect the public's use of the right of way and travel behavior.

D. SDOT can deny issuance of subsequent permits to the same permittee for ((either (i) Non-payment of outstanding meter usage fees by permittee pursuant to SMC 11.23.150.C, or (ii) Failure to maintain a service area that serves the entire city)) noncompliance with any permit conditions.

E. During all hours when it is otherwise lawful to park in specified parking spaces within the Free-Floating Zone, free-floating car sharing vehicles that comply with this Section 11.23.160 may park in any of the following parking spaces or stalls: (1) parking spaces or stalls where the posted time limit is one hour or

greater, regulated by a parking payment device without displaying a payment receipt and without regard to posted time-limits; (2) time-limited parking spaces or stalls where the posted time limit is one hour or greater, without regard to the posted time; (3) parking spaces or stalls located in any restricted parking zone (RPZ) without regard to time limits imposed on vehicles without RPZ permits; (4) car share vehicle zones that are permitted for the specific free-floating car share operator, or car share vehicle zones that are signed for general car sharing use; or ~~((4))~~ (5) any other parking space in the public right-of-way not otherwise restricted for exclusive use.

F. Free-floating car sharing vehicles shall be prohibited from parking in the following zones or areas: 1) zones designated as bus zones; 2) car share vehicle zones~~((, unless separately))~~ permitted for a different operator; 3) commercial vehicle load zones; 4) emergency zones; 5) food-vehicle zones; 6) pedestrian zones; 7) roadway construction zones; 8) school loading zones; 9) taxicab, pedicab, and other for-hire car stands; 10) tow-away zones; 11) truck load zones; 12) parking areas adjacent to parking payment device controlled with a service parking meter hood; or 13) any other zone restricted by the Traffic Engineer.

G. Free-floating car sharing vehicles shall be prohibited from parking in a parking space or stall reserved for a person with a disability, unless the member of the free-floating car sharing group utilizing the free-floating car sharing vehicle meets the criteria for special parking privileges under RCW 46.19.010 and the disabled parking permit is displayed as described in RCW 46.19.030 for the duration of the time the free-floating car sharing vehicle is parked within the parking space or stall reserved for a person with a disability.

~~((H. Permittee must provide a report to SDOT at an address specified in the free-floating car sharing permit that provides data showing actual paid parking meter use for each free-floating car share vehicle for the preceding year. The report shall be submitted no later than January 31 of each year. In the event a free-floating car sharing operator's total actual meter use in paid parking areas during the prior permit term exceeds the total paid parking area reimbursement fees required under SMC 11.23.150.C and paid for in the prior permit period, the free-floating car sharing permittee shall reimburse the City for the difference no later than February 28 of~~

~~each year.))~~

((~~H.~~) H. SDOT may establish permit conditions and limitations to address neighborhood impacts, equitable access, peak right-of-way usage, or other considerations that affect the public's use of the right of way.

Section 4. This ordinance shall take effect and be in force 30 days after its approval by the Mayor, but if not approved and returned by the Mayor within ten days after presentation, it shall take effect as provided by Seattle Municipal Code Section 1.04.020.

Passed by the City Council the _____ day of _____, 2021, and signed by me in open session in authentication of its passage this _____ day of _____, 2021.

President _____ of the City Council

Approved / returned unsigned / vetoed this _____ day of _____, 2021.

Jenny A. Durkan, Mayor

Filed by me this _____ day of _____, 2021.

Monica Martinez Simmons, City Clerk

(Seal)

SUMMARY and FISCAL NOTE*

Department:	Dept. Contact/Phone:	CBO Contact/Phone:
SDOT	Becky Edmonds, 206.304.8029	Aaron Blumenthal, 206.233.2656

** Note that the Summary and Fiscal Note describes the version of the bill or resolution as introduced; final legislation including amendments may not be fully described.*

1. BILL SUMMARY

Legislation Title: AN ORDINANCE relating to the Traffic Code; modifying fees associated with car sharing; clarifying certain definitions; establishing Seattle Department of Transportation authority for managing free-floating zone service areas; and amending Sections 11.14.087, 11.23.150, and 11.23.160 of the Seattle Municipal Code.

Summary and background of the Legislation: This legislation updates the Seattle Municipal Code sections regarding car sharing (both free-floating car sharing and car sharing in permitted designated spaces). This amends fees to better reflect actual use of the right-of-way. In the current fee structure, free-floating car share companies pay an up-front fee that includes administrative fees (\$300 per vehicle, which go to the Transportation Fund) and paid parking fees (\$930 per vehicle, which go to the General Fund). At the end of each year, operators pay a “true up” for any additional paid parking usage. The Legislation proposes to change the fee structure to keep the administrative fee, and then charge a fee per trip, regardless of where in the city the trip starts or ends. This fee model makes use of the data feeds the City already requires operators to provide, and reflects their use of the right-of-way throughout the city, as well as in paid parking areas. The fee requirements will also be easier for operators to track and will be straightforward to predict. This model is being used in other cities, notably Portland, OR. The fee per trip will be 50 cents for trips in internal combustion engine vehicles and 25 cents per trip in electric vehicles. The City’s 2021 Transportation Electrification Blueprint sets a goal to electrify shared mobility by 2030. This legislation supports that goal by establishing a fee incentive for operators to electrify their fleets. Currently, there is no City financial incentive for operators to electrify their fleets.

The legislation also grants SDOT authority to establish parameters for an equitable service area for free-floating car sharing operators. Car sharing provides a meaningful alternative to support residents in not needing to own a personal vehicle. Operators have high up-front costs for growing the size of their fleet, so allowing for more flexibility in the service area requirements will facilitate operators being able to grow sustainably and with continued operations in Seattle.

For designated space car share, the legislation amends current fees as well. Current fees are \$300 per space per year in unpaid parking areas, and \$3,000 per space per year in paid parking spaces. The legislation proposes to change the fee for spaces in paid areas to a range between \$500 and \$3,500 per space per year, based on average paid parking revenues. The legislation grants SDOT the authority to determine the fee each year, based on actual paid parking per-space revenues.

This is proposed in order to reflect the value of the right-of-way in current conditions for operators.

2. CAPITAL IMPROVEMENT PROGRAM

Does this legislation create, fund, or amend a CIP Project? ☐ Yes ☒ No

3. SUMMARY OF FINANCIAL IMPLICATIONS

Does this legislation amend the Adopted Budget? ☒ Yes ☐ No

Appropriation change (\$):	General Fund \$		Other \$	
	2022	2023	2022	2023
	N/A	N/A	N/A	N/A
Estimated revenue change (\$):	Revenue to General Fund		Revenue to Other Funds	
	2022	2023	2022	2023
	(\$105,131)	(\$105,131)	(\$42,000)	(\$42,000)
Positions affected:	No. of Positions		Total FTE Change	
	2022	2023	2022	2023
	N/A	N/A	N/A	N/A

Does the legislation have other financial impacts to the City of Seattle that are not reflected in the above, including direct or indirect, short-term or long-term costs?

None.

Is there financial cost or other impacts of *not* implementing the legislation?

Car share is a long-standing mobility option, which generates revenue for the City. If regulations are not changed, the City risks having car share operators no longer being willing or able to operate in the city. In the past, car share operators have left the city partially due to fees and the requirement to serve the whole city. The requirement for citywide service has limited operators' ability to grow in a slow and sustainable manner. Furthermore, while the intention of citywide service was to foster equitable outcomes, SDOT has found that this has not been the result of the requirement. This legislation will allow SDOT to develop additional standards and programming to create more equitable access to the program.

3.a. Appropriations

☐ This legislation adds, changes, or deletes appropriations.

3.b. Revenues/Reimbursements

 x This legislation adds, changes, or deletes revenues or reimbursements.

Anticipated Revenue/Reimbursement Resulting from this Legislation:

Fund Name and Number	Dept	Revenue Source	2022 Revenue	2023 Estimated Revenue
General Fund 00100	SDOT	Free-floating car share permits	(\$105,131)	(\$105,131)
Transportation Fund 13000	SDOT	Car Share permits	(\$42,000)	(\$42,000)
Transportation Fund 13000	SDOT	Free-floating car share permits	\$0	\$0
TOTAL			(\$147,131)	(\$147,131)

Is this change one-time or ongoing?

One-time.

Revenue/Reimbursement Notes:

The revenue estimates above are the incremental changes anticipated to occur as a result of this legislation. The estimate makes the conservative assumption that car share operators will maintain fleet size at the current level, resulting in a lowering of revenue compared to the current methodology. However, it is likely that fleet sizes and service areas will grow over time. It is also possible that other vendors could enter the marketplace. Either outcome could cause the General Fund revenues to exceed the revenue under the current methodology.

3.c. Positions

 This legislation adds, changes, or deletes positions.

4. OTHER IMPLICATIONS

a. Does this legislation affect any departments besides the originating department?

No, we do not anticipate this impacting other departments.

b. Is a public hearing required for this legislation?

No.

c. Is publication of notice with *The Daily Journal of Commerce* and/or *The Seattle Times* required for this legislation?

No.

d. Does this legislation affect a piece of property?

No.

e. Please describe any perceived implication for the principles of the Race and Social Justice Initiative. Does this legislation impact vulnerable or historically disadvantaged communities? What is the Language Access plan for any communications to the public?

SDOT is proposing to make language about car sharing service areas (also known as “home zones”) more flexible, no longer requiring that operators serve the entire geography of the City limits of Seattle. The requirement has been difficult for operators to achieve, and data to date does not show that this has necessarily increased use among priority communities such as communities of color and low-income communities. This change may be perceived as reducing access for these communities. However, SDOT intends to work with operators to: 1) identify key communities and neighborhoods and ensure continued or expanded service to those areas and 2) identify partnerships and other programming opportunities to make the services more accessible and relevant to priority communities.

f. Climate Change Implications

1. Emissions: Is this legislation likely to increase or decrease carbon emissions in a material way?

Car sharing has shown to reduce vehicle ownership and therefore vehicle miles travelled. This legislation will establish a range of fees to ensure that SDOT is pricing permits for this valuable service appropriately and continuing to accommodate operators providing this service.

Currently, GIG car share operates a fleet of hybrid vehicles. Zipcar operates a mix of internal combustion and hybrid vehicles. As indicated in the Transportation Electrification Blueprint published in 2021, SDOT will be working with operators to move their fleets to be 100% electric by 2030.

2. Resiliency: Will the action(s) proposed by this legislation increase or decrease Seattle’s resiliency (or ability to adapt) to climate change in a material way? If so, explain. If it is likely to decrease resiliency in a material way, describe what will or could be done to mitigate the effects.

Car sharing provides an important alternative to personal vehicle ownership and gives people another way to get around when other options are not feasible. This helps support overall resiliency by supporting mobility options and supports our ability to adapt to climate change. As the fleet electrifies we also anticipate this supporting more trips becoming zero-emissions.

g. If this legislation includes a new initiative or a major programmatic expansion: What are the specific long-term and measurable goal(s) of the program? How will this legislation help achieve the program’s desired goal(s).

N/A - Car sharing is an existing service in Seattle.

List attachments/exhibits below: None



Legislation Text

File #: CB 120223, **Version:** 1

CITY OF SEATTLE

ORDINANCE _____

COUNCIL BILL _____

AN ORDINANCE relating to the financing of the Transportation Fund; authorizing interfund loans up to a total amount of \$15,000,000 from multiple City funds as bridge financing to be repaid by the proceeds of a future surplus property sale.

WHEREAS, under Ordinance 125916, the City Council authorized the sale of properties in South Lake Union, collectively known as the “Mercer Megablock” properties, for \$138.5 million; and

WHEREAS, Ordinance 125916 anticipated approximately \$50 million of sale proceeds being appropriated to the Transportation Fund upon completion of the sale (later adjusted to \$54.7 million); and

WHEREAS, completion of the Mercer Megablock property sale was originally anticipated to be completed in 2021, and is currently expected to close on or before March 31, 2022; and

WHEREAS, several 2021 Seattle Department of Transportation programs and projects are reliant on proceeds from the Mercer Megablock sale; and

WHEREAS, the Transportation Fund currently has an interfund loan authorization pursuant to Ordinance 126227 of up to \$25 million principal and interest outstanding from the Information Technology Fund; and

WHEREAS, Seattle Municipal Code subsection 5.06.030.C requires City Council approval by ordinance of any interfund loan for a duration of 90 days or more; and

WHEREAS, in the normal course of business the City may temporarily lend cash between funds to maintain required balances; and

WHEREAS, the Director of Finance and the City Budget Director have determined that this interfund loan

request is consistent with the Debt Management Policies adopted by Resolution 31553; and

WHEREAS, there is sufficient cash in several City Funds to support additional interfund loans to the

Transportation Fund up to \$15 million and still meet regular budgeted operating needs; and

WHEREAS, funds loaned to the Transportation Fund pursuant to this ordinance are intended to be repaid from

proceeds from the property sale of the Mercer Megablock in 2022; NOW, THEREFORE,

BE IT ORDAINED BY THE CITY OF SEATTLE AS FOLLOWS:

Section 1. The City Council finds that there is no viable alternative to meet a core City objective, and therefore the Director of Finance is authorized to make one or more revolving loans of up to \$15,000,000 total principal and interest outstanding from one or more of the City Funds identified in Section 2 of this ordinance to the Transportation Fund to provide bridge financing for essential transportation programs. Each loan is to be repaid no later than December 31, 2022, with interest on the loan at the rate of return of the City's Consolidated Cash Pool. The entire principal and interest amount of the loan drawn is intended to be repaid with anticipated proceeds from the sale of the Mercer Megablock property.

Section 2. To implement the loans authorized in Section 1 of this ordinance, the following City Funds may be used as the source of cash loaned to the Transportation Fund pursuant to Section 1:

- A. Unrestricted Cumulative Reserve Fund (00164),
- B. Municipal Arts Fund (12010), and
- C. Coronavirus Local Fiscal Recovery Fund (14000).

Section 3. The Director of Finance may effectuate the loans authorized in this ordinance by transferring cash to the Transportation Fund from one or more of the City Funds identified in Section 2 of this ordinance, or by carrying the Transportation Fund in a negative cash position, in a total amount not to exceed \$15,000,000 until no later than December 31, 2022, or until repayment with proceeds from the sale of the Mercer Megablock, whichever is earlier. The Director of Finance is further authorized to establish, and modify if necessary, from time to time, a repayment plan and schedule.

Section 4. This ordinance shall take effect and be in force 30 days after its approval by the Mayor, but if not approved and returned by the Mayor within ten days after presentation, it shall take effect as provided by Seattle Municipal Code Section 1.04.020.

Passed by the City Council the _____ day of _____, 2021, and signed by me in open session in authentication of its passage this _____ day of _____, 2021.

President _____ of the City Council

Approved / returned unsigned / vetoed this _____ day of _____, 2021.

Jenny A. Durkan, Mayor

Filed by me this _____ day of _____, 2021.

Monica Martinez Simmons, City Clerk

(Seal)

SUMMARY and FISCAL NOTE*

Department:	Dept. Contact/Phone:	CBO Contact/Phone:
SDOT	Bill LaBorde/206.484.8662	Aaron Blumenthal/206.233.2656

** Note that the Summary and Fiscal Note describes the version of the bill or resolution as introduced; final legislation including amendments may not be fully described.*

1. BILL SUMMARY

Legislation Title: AN ORDINANCE relating to the financing of the Transportation Fund; authorizing interfund loans up to a total amount of \$15,000,000 from multiple City funds as bridge financing to be repaid by the proceeds of a future surplus property sale.

Summary and background of the Legislation: This legislation authorizes up to \$15 million in an interfund loan to allow SDOT to continue to provide essential programs such as projects in the Bicycle and Pedestrian Master Plans, intended to be funded with proceeds from the sale of the Mercer Megablock.

The loan assures SDOT's Transportation Fund remains balanced through the end of 2021 and allows SDOT to continue to deliver essential services and programs. The Mercer Megablock sale is expected in the first half of 2022 and Transportation Fund will therefore be able to pay back the loan upon that sale. The repayment of the loan will be complete no later than the end of 2022.

The designated Lending Funds are:

- Unrestricted Cumulative Reserve Fund (00164)
- Municipal Arts Fund (12010)
- Coronavirus Local Fiscal Recovery Fund (14000)

These Funds will receive the same interest earnings on all cash loaned to the General Fund as they would have earned if the cash had not been loaned.

2. CAPITAL IMPROVEMENT PROGRAM

Does this legislation create, fund, or amend a CIP Project? ☐ Yes ☒ No

3. SUMMARY OF FINANCIAL IMPLICATIONS

Does this legislation amend the Adopted Budget? ☐ Yes ☒ No

Does the legislation have other financial impacts to The City of Seattle that are not reflected in the above, including direct or indirect, short-term or long-term costs?

Loan interest costs will be incurred and paid back from future balances in the Transportation Fund.

Is there financial cost or other impacts of *not* implementing the legislation?

Yes. If this loan were not authorized, SDOT would need to further cut services and programs. As part of the 2021 Budget Process, SDOT made significant program reductions, including to voter-approved commitments such as the Move Seattle Portfolio. This loan allows SDOT to continue basic programs in the Move Seattle Levy and other programs.

4. OTHER IMPLICATIONS

a. Does this legislation affect any departments besides the originating department?

Yes. Office of Arts and Culture will be authorized to loan cash to the General Fund under the conditions of the interfund loan authorized by this ordinance. The interfund loan will be carefully managed so that there is no impact to the regular or emergent budget needs of the Lending Funds.

b. Is a public hearing required for this legislation?

No

c. Is publication of notice with *The Daily Journal of Commerce* and/or *The Seattle Times* required for this legislation?

No

d. Does this legislation affect a piece of property?

No

e. Please describe any perceived implication for the principles of the Race and Social Justice Initiative. Does this legislation impact vulnerable or historically disadvantaged communities? What is the Language Access plan for any communications to the public?

N/A

f. Climate Change Implications

1. Emissions: Is this legislation likely to increase or decrease carbon emissions in a material way?

N/A

2. Resiliency: Will the action(s) proposed by this legislation increase or decrease Seattle's resiliency (or ability to adapt) to climate change in a material way? If so, explain. If it is likely to decrease resiliency in a material way, describe what will or could be done to mitigate the effects.

N/A

g. If this legislation includes a new initiative or a major programmatic expansion: What are the specific long-term and measurable goal(s) of the program? How will this legislation help achieve the program's desired goal(s)?

N/A

List attachments/exhibits below:



Legislation Text

File #: CB 120228, **Version:** 1

CITY OF SEATTLE

ORDINANCE _____

COUNCIL BILL _____

AN ORDINANCE relating to taxation; increasing the commercial parking tax and amending subsection 5.35.030.B of the Seattle Municipal Code.

WHEREAS, in 1990, the Washington State Legislature passed legislation that was adopted as Section 208 of Chapter 42, Laws of Washington, codified at Revised Code of Washington (RCW) 82.80.030, which authorized cities to fix and impose a tax for the act of or privilege of parking a motor vehicle in a facility operated by a commercial parking business within its incorporated boundaries; and

WHEREAS, there are numerous commercial parking businesses operating within Seattle providing parking for which a fee is paid; and

WHEREAS, the proceeds of the commercial parking tax herein imposed shall be used strictly for transportation purposes in accordance with RCW 82.80.070; and

WHEREAS, in 2006 the City Council passed Ordinance 122192, imposing a commercial parking tax for the act or privilege of parking a motor vehicle in a commercial parking lot within Seattle that is operated by a commercial parking business; and

WHEREAS, the commercial parking tax imposed by Ordinance 122192, and last amended by Ordinance 123396, is equal to the parking fee multiplied by the 12.5 percent parking tax rate; and

WHEREAS, the Council desires to increase the commercial parking tax rate to support transportation projects and programs; NOW, THEREFORE,

BE IT ORDAINED BY THE CITY OF SEATTLE AS FOLLOWS:

Section 1. Subsection 5.35.030.B of the Seattle Municipal Code, which section was last amended by Ordinance 123396, is amended as follows:

5.35.030 Parking ((Tax Imposed.)) tax imposed

* * *

B. The amount of the parking tax shall be equal to the parking fee multiplied by the parking tax rate. Effective July 1, 2009, the parking tax rate is imposed at ten percent (0.10). Effective January 1, 2011, the parking tax rate is imposed at 12.5 percent. Effective July 1, 2022, the parking tax rate is imposed at 14.5 percent.

Section 2. This ordinance shall take effect and be in force 30 days after its approval by the Mayor, but if not approved and returned by the Mayor within ten days after presentation, it shall take effect as provided by Seattle Municipal Code Section 1.04.020.

Passed by the City Council the _____ day of _____, 2021, and signed by me in open session in authentication of its passage this _____ day of _____, 2021.

President _____ of the City Council

Approved / returned unsigned / vetoed this _____ day of _____, 2021.

Jenny A. Durkan, Mayor

Filed by me this _____ day of _____, 2021.

Monica Martinez Simmons, City Clerk

(Seal)

SUMMARY and FISCAL NOTE*

Department:	Dept. Contact/Phone:	CBO Contact/Phone:
Legislative Department	Calvin Chow/x4-4652	n/a

** Note that the Summary and Fiscal Note describes the version of the bill or resolution as introduced; final legislation including amendments may not be fully described.*

1. BILL SUMMARY

Legislation Title:

AN ORDINANCE relating to taxation; increasing the commercial parking tax and amending subsection 5.35.030.B of the Seattle Municipal Code.

Summary and background of the Legislation:

This legislation would increase the commercial parking tax rate from 12.5 percent to 14.5 percent, effective July 1, 2022. The commercial parking tax was first established in 2006 at 10 percent (Ordinance 122192) and was later increased to 12.5 percent (Ordinance 123396).

Under state law, commercial parking tax revenues may only be spent for transportation purposes. Commercial parking tax revenues are accrued to the Transportation Fund.

2. CAPITAL IMPROVEMENT PROGRAM

Does this legislation create, fund, or amend a CIP Project? ☐ Yes ☒ No

3. SUMMARY OF FINANCIAL IMPLICATIONS

Does this legislation amend the Adopted Budget? ☐ Yes ☒ No

This legislation is proposed as part of a Council Budget Action to amend the 2022 Proposed Budget.

Appropriation change (\$):	General Fund \$		Other \$	
	2021	2022	2021	2022
	-	-	-	-
Estimated revenue change (\$):	Revenue to General Fund		Revenue to Other Funds	
	2021	2022	2021	2022
	-	-	-	\$3,200,000
Positions affected:	No. of Positions		Total FTE Change	
	2021	2022	2021	2022
	-	-	-	-

The proposed legislation would increase the commercial parking tax from 12.5 percent to 14.5 percent, effective July 1, 2022. Based on projections of 2022 commercial parking tax revenue, this rate increase would generate \$6.4 million annually, or \$3.2 million for 6 months. This projection does not include any estimate of price elasticity of parking demand.

Does the legislation have other financial impacts to the City of Seattle that are not reflected in the above, including direct or indirect, short-term or long-term costs?

No other financial impacts identified.

Is there financial cost or other impacts of *not* implementing the legislation?

No financial cost or other impacts identified.

4. OTHER IMPLICATIONS

a. Does this legislation affect any departments besides the originating department?

The Department of Finance and Administrative Services (FAS) is responsible for administering the collection of commercial parking tax. The July 1, 2022, effective date is intended to provide sufficient time for FAS to implement the rate change. Revenue from the commercial parking tax accrues to the Transportation Fund, which provides resources for the Seattle Department of Transportation.

b. Is a public hearing required for this legislation?

No public hearing required.

c. Is publication of notice with *The Daily Journal of Commerce* and/or *The Seattle Times* required for this legislation?

No public notice required.

d. Does this legislation affect a piece of property?

No property affected.

e. Please describe any perceived implication for the principles of the Race and Social Justice Initiative. Does this legislation impact vulnerable or historically disadvantaged communities? What is the Language Access plan for any communications to the public?

No direct impacts to vulnerable or historically disadvantaged communities have been identified, though it is difficult to find data to evaluate potential impacts. Commercial parking tax is collected by commercial parking businesses from vehicle operators and paid to the City; the commercial parking businesses do not report any customer data. Outreach for the increased rate would be the responsibility of FAS.

f. Climate Change Implications

1. Emissions: Is this legislation likely to increase or decrease carbon emissions in a material way?

The tax increase is not anticipated to materially affect emissions.

2. Resiliency: Will the action(s) proposed by this legislation increase or decrease Seattle's resiliency (or ability to adapt) to climate change in a material way? If so, explain. If it is likely to decrease resiliency in a material way, describe what will or could be done to mitigate the effects.

The tax increase is not anticipated to materially affect resiliency.

- g. If this legislation includes a new initiative or a major programmatic expansion: What are the specific long-term and measurable goal(s) of the program? How will this legislation help achieve the program's desired goal(s).**

The tax increase is not a new initiative or program expansion.

List attachments/exhibits below:



Legislation Text

File #: CB 120222, **Version:** 1

CITY OF SEATTLE

ORDINANCE _____

COUNCIL BILL _____

AN ORDINANCE relating to the financing of the General Fund; amending Ordinance 126407 to increase the authorization of interfund loans up to a total amount of \$275,000,000 from multiple City Funds to the General Fund as bridge financing to be repaid from future tax proceeds and other anticipated revenues; authorizing additional lending funds; and ratifying and confirming certain prior acts.

WHEREAS, the 2021 Adopted Budget was balanced with \$214 million of revenues from the new payroll expense tax adopted by Ordinance 126309; and

WHEREAS, Ordinance 126309 provided that in the first year the payroll expense tax obligations are not due until January 31, 2022, after which the payroll expense tax will be collected on a quarterly basis; and

WHEREAS, the extension of the due date for 2021 payroll expense tax payments until 2022 has resulted in a cash flow delay to the General Fund, with the expectation that the General Fund will be in an extended negative cash flow position necessitating the authorization of an interfund loan; and

WHEREAS, Ordinance 126407 authorized a revolving interfund loan of up to \$205 million total principal and interest outstanding at one time from multiple City Funds to the General Fund as bridge financing to be repaid from future tax proceeds and other anticipated revenues; and

WHEREAS, since Ordinance 126407 took effect on September 11, 2021, the City Budget Office has confirmed that the completion date for the anticipated sale of surplus City property known as the Mercer Megablock, authorized by Ordinance 125916 and originally planned for late 2021, has been delayed until 2022, resulting in an additional cash deficit of approximately \$66.5 million in property sale proceeds committed to the General Fund in 2021; and

WHEREAS, Seattle Municipal Code subsection 5.06.030.C requires City Council approval by ordinance of any interfund loan for a duration of 90 days or more; and

WHEREAS, in the normal course of business the City may temporarily lend cash between funds to maintain required balances; and

WHEREAS, regarding use of the proceeds of this interfund loan for operating costs, the Director of Finance and the City Budget Director have determined that there is no viable alternative available for advancing a core City objective; and

WHEREAS, the Director of Finance and the City Budget Director have determined that this interfund loan request is consistent with the Debt Management Policies adopted by Resolution 31553; and

WHEREAS, with the delay in the Mercer Megablock property sale, the anticipated cash deficit in the General Fund could reach as much as \$272.5 million during the term of the interfund loan, and no single Fund in the City Treasury maintains sufficient cash reserves both to fully fund the proposed loan and still meet regular budgeted operating needs; and

WHEREAS, there is sufficient cash in several City Funds to support portions of the total loan to the General Fund and still meet regular budgeted operating needs; and

WHEREAS, funds loaned to the General Fund pursuant to this ordinance are anticipated to be repaid from future tax proceeds, the proceeds of the anticipated property sale, and other anticipated revenues; NOW, THEREFORE,

BE IT ORDAINED BY THE CITY OF SEATTLE AS FOLLOWS:

Section 1. Sections 1, 2, and 3 of Ordinance 126407 are amended as follows:

Section 1. The City Council finds that there is no viable alternative to meet a core City objective, and therefore the Director of Finance is authorized to make one or more revolving loans of up to ((
\$205,000,000)) \$275,000,000 total principal and interest outstanding to the General Fund from one or

more of the City Funds identified in Section 2 of this ordinance. Each loan is to be repaid by no later than December 31, 2022, with interest on the loan at the rate of return of the City's Consolidated Cash Pool. The entire principal and interest amount of the loan drawn is intended to be repaid with future tax proceeds and other anticipated revenues.

Section 2. To implement the loans authorized in Section 1, the following City Funds may be used as the source of cash loaned to the General Fund pursuant to Section 1 of this ordinance:

A. Health Care Fund (10112),

B. Park and Recreation Fund (10200),

~~((B))~~ C. Move Seattle Levy Fund (10398),

D. Coronavirus Local Fiscal Recovery Fund (14000),

~~((C))~~ E. Families, Education, Preschool, and Promise Fund (17871),

~~((D))~~ F. Seattle Park District Fund (19710),

~~((E))~~ G. Transportation Benefit District Fund (19900),

~~((F))~~ H. REET I Capital Projects Fund (30010),

~~((G))~~ I. REET II Capital Projects Fund (30020), and

~~((H))~~ J. Construction and Inspections Fund (48100).

Section 3. The Director of Finance may effectuate the loans authorized in this ordinance by transferring cash to the General Fund from one or more of the City Funds identified in Section 2 of this ordinance, or by carrying the General Fund in a negative cash position, in a total amount not to exceed ~~((\$205,000,000))~~ \$275,000,000 until no later than December 31, 2022. The Director of Finance is further authorized to establish, and modify if necessary, from time to time, a repayment plan and schedule.

* * *

Section 2. Any act consistent with the authority of this ordinance taken prior to its effective date is

ratified and confirmed.

Section 3. This ordinance shall take effect and be in force 30 days after its approval by the Mayor, but if not approved and returned by the Mayor within ten days after presentation, it shall take effect as provided by Seattle Municipal Code Section 1.04.020.

Passed by the City Council the _____ day of _____, 2021, and signed by me in open session in authentication of its passage this _____ day of _____, 2021.

President _____ of the City Council

Approved / returned unsigned / vetoed this _____ day of _____, 2021.

Jenny A. Durkan, Mayor

Filed by me this _____ day of _____, 2021.

Monica Martinez Simmons, City Clerk

(Seal)

SUMMARY and FISCAL NOTE*

Department:	Dept. Contact/Email:	CBO Contact/Email:
City Budget Office	Gregg Johanson/ gregg.johanson@seattle.gov	Caleb Wagenaar/ caleb.wagenaar@seattle.gov

1. BILL SUMMARY

Legislation Title: AN ORDINANCE relating to the financing of the General Fund; amending Ordinance 126407 to increase the authorization of interfund loans up to a total amount of \$275,000,000 from multiple City Funds to the General Fund as bridge financing to be repaid from future tax proceeds and other anticipated revenues; authorizing additional lending funds; and ratifying and confirming certain prior acts.

Summary and background of the Legislation: This legislation amends Ordinance 126407, which authorized a revolving interfund loan of up to \$205 million principal and interest outstanding at one time to the General Fund (00100), effective September 11, 2021. This legislation increases the interfund loan authorization to \$275 million total principal and interest outstanding at one time. This ordinance also authorizes the use of two additional potential Lending Funds, in addition to the eight potential Lending Funds previously authorized through Ordinance 126407: the Park and Recreation Fund (10200), and the Coronavirus Local Fiscal Recovery Fund (14000).

The General Fund (00100) has entered an extended period of negative cash flow in 2021. Primarily, this is due to the payroll expense tax, which was newly implemented in 2021 and is expected to provide \$217 million in 2021 General Fund revenues. In 2021, the first year the tax is levied, the collection of the tax proceeds and corresponding cash will be due from taxpayers in January 2022. (Thereafter, the payroll expense tax will be collected quarterly.) In October 2021, the City Budget Office learned that completion of the sale of the surplus Mercer West property would be postponed until 2022, delaying the receipt of \$66.5 million revenues that were intended to support 2021 appropriations in the General Fund.

Due to the resulting cash constraints, the General Fund requires a bridge loan until the 2021 payroll expense tax proceeds are collected in first quarter 2022, the Mercer West property sale is completed, and General Fund cash flows return to more normal patterns. The City Budget Director and the Director of Finance have identified the potential cash deficit to be as high as \$272.5 million, depending on the timing of cash inflows and outflows. It is estimated that the General Fund will pay approximately \$2.5 million in interest charges to the Lending Funds during the life of the interfund loan.

No single Fund in the City Treasury maintains sufficient cash reserves both to fully fund the proposed loan and still meet regular budgeted operating needs. To ensure that the General Fund can borrow the cash that it requires without straining the resources of a single Lending Fund, ten Funds will be authorized as potential Lending Funds. This ordinance grants the Director of Finance, or his designee, the authority to transfer cash to the General Fund from

one or more of these designated Lending Funds. The Funds were selected as capable Lending Funds based upon analysis of cash balance histories, fund financial plans, and other considerations. Through the life of the requested interfund loan authority, the Department of Finance and Administrative Services will closely monitor the balance sheets and income statements of the Lending Funds to ensure that interfund loan obligations do not affect the Fund's operations or program planning.

The designated Lending Funds are:

- Health Care Fund (10112)
- Park and Recreation Fund (10200)
- Move Seattle Levy Fund (10398)
- Coronavirus Local Fiscal Recovery Fund (14000)
- Families, Education, Preschool, and Promise Fund (17871)
- Seattle Park District Fund (19710)
- Transportation Benefit District Fund (19900)
- REET I Capital Projects Fund (30010)
- REET II Capital Projects Fund (30020)
- Construction and Inspections Fund (48100)

These Funds will receive the same interest earnings on all cash loaned to the General Fund as they would have earned if the cash had not been loaned.

2. CAPITAL IMPROVEMENT PROGRAM

Does this legislation create, fund, or amend a CIP Project? ☐ Yes ☒ No

3. SUMMARY OF FINANCIAL IMPLICATIONS

Does this legislation amend the Adopted Budget? ☐ Yes ☒ No

Does the legislation have other financial impacts to The City of Seattle that are not reflected in the above, including direct or indirect, short-term or long-term costs?

This legislation addresses accounting and audit concerns, but does not affect programs or services funded by the General Fund.

Is there financial cost or other impacts of not implementing the legislation?

Yes. The City would potentially be in conflict with legal accounting and financial reporting requirements.

4. OTHER IMPLICATIONS

a. Does this legislation affect any departments besides the originating department?

Yes. Seattle Parks and Recreation, the Seattle Department of Transportation, the Department of Education and Early Learning, and the Seattle Department of Construction and Inspections manage City Funds that will be authorized to loan cash to the General

Fund under the conditions of the interfund loan authorized by this ordinance. The interfund loan will be carefully managed so that there is no impact to the regular or emergent budget needs of the Lending Funds.

b. Is a public hearing required for this legislation?

No.

c. Is publication of notice with The Daily Journal of Commerce and/or The Seattle Times required for this legislation?

No.

d. Does this legislation affect a piece of property?

No.

e. Please describe any perceived implication for the principles of the Race and Social Justice Initiative. Does this legislation impact vulnerable or historically disadvantaged communities? What is the Language Access plan for any communications to the public?

None. This legislation addresses accounting and audit requirements but does not impact programs or services funded through the General Fund.

f. Climate Change Implications

1. Emissions: Is this legislation likely to increase or decrease carbon emissions in a material way?

No.

2. Resiliency: Will the action(s) proposed by this legislation increase or decrease Seattle's resiliency (or ability to adapt) to climate change in a material way? If so, explain. If it is likely to decrease resiliency in a material way, describe what will or could be done to mitigate the effects.

No.

g. If this legislation includes a new initiative or a major programmatic expansion: What are the specific long-term and measurable goal(s) of the program? How will this legislation help achieve the program's desired goal(s).

Not applicable.

List attachments/exhibits below:

None.



Legislation Text

File #: CB 120211, **Version:** 1

CITY OF SEATTLE

ORDINANCE _____

COUNCIL BILL _____

AN ORDINANCE adopting a budget, including a capital improvement program and position modifications, for The City of Seattle for 2022; and creating positions exempt from civil service; all by a 2/3 vote of the City Council.

WHEREAS, in accordance with RCW 35.32A.030, the Mayor submitted a proposed budget for 2022 to the City Council; and

WHEREAS, the Mayor submitted a list of proposed position modifications as part of the 2022 Proposed Budget; and

WHEREAS, by Resolution 24964, the City Council adopted the concept of implementing the City's Capital Improvement Program through appropriations in a budget adopted annually to the greatest extent feasible; and

WHEREAS, the proposed budget for 2022 includes certain appropriations for capital programs that are described in the 2022-2027 Proposed Capital Improvement Program; and

WHEREAS, the City's 2022-2027 Capital Improvement Program, in conjunction with the Capital Facilities, Utilities, and Transportation Elements of the Comprehensive Plan, is in accordance with the State Growth Management Act; NOW, THEREFORE,

BE IT ORDAINED BY THE CITY OF SEATTLE AS FOLLOWS:

Section 1. (a) In accordance with RCW 35.32A.050, the City Council has modified the proposed budget submitted by the Mayor.

(b) The appropriations for the budget control levels in Attachment A to this ordinance, as

restricted by the budget provisos included in Clerk File (C.F.) 314488, are adopted as the City's annual budget for 2022. If a budget proviso refers to a City Council committee, and a committee by that name ceases to exist, the reference shall be to the successor committee with policy oversight of the same subject matter area.

(c) The appropriation for each budget control level in Attachment A to this ordinance may be used only for the purpose listed in Attachment A for that budget control level, unless transferred pursuant to Seattle Municipal Code (SMC) Chapter 5.08. Use of any amount of any appropriation restricted by one or more of the provisos in C.F. 314488 for any purpose other than that stated, or for any purpose expressly excluded, or in violation of any condition specified by proviso, whether by transfer pursuant to SMC 5.08.020 or by any other means, is prohibited.

(d) In addition to each budget control level in Attachment A to this ordinance, any budget control level created by a previous budget, for which appropriations remain that have not lapsed, is part of the 2022 budget and the un-lapsed appropriations for that budget control level are subject to the restrictions in subsection 1(c) of this ordinance. These un-lapsed appropriations continue to be subject to any provisos previously placed on them that have yet to be removed or satisfied.

(e) The funds appropriated in each budget control level are available to first satisfy any obligations incurred by contract, including but not limited to satisfaction of any bond obligation, contractual indemnity provision, or lease obligation.

(f) Unspent funds for the Executive Department Office of Housing's Low-Income Housing Fund 16400 Budget Control Level, appropriated by subsection 1(b) of this ordinance, shall carry forward to subsequent fiscal years until they are exhausted or abandoned by ordinance.

(g) The revenue estimates for 2022 contained in the Mayor's 2022 Proposed Budget, filed in C.F. 314487, as modified by the changes of the City Council in C.F. 314488, are adopted.

Section 2. The "CIP Project Pages" of the 2022-2027 Proposed Capital Improvement Program submitted by the Mayor, filed in C.F. 314486, as modified by the changes of the City Council in C.F. 314488,

are adopted as the City's six-year Capital Improvement Program (CIP).

Section 3. (a) The officer and employee position modifications in Attachment B to this ordinance, including the creation of some positions exempt from civil service, are adopted effective January 1, 2022.

(b) The City, by enacting Ordinance 126419, established a position list effective as of January 1, 2021. Subsection 3(a) of this ordinance modifies that list. It is anticipated that the Seattle Department of Human Resources will submit a proposed list of the City's regular positions for each department or office as of January 1, 2022, to the City Council for possible action in 2022. The proposed list should reflect (i) the modifications made in subsection 3(a) of this ordinance that take effect on January 1, 2022; (ii) the reclassifications of regular positions made by the Human Resources Director from January 1, 2021, through December 31, 2021; and (iii) the creation, modification, or abrogation of regular positions, by ordinance, that took effect from January 1, 2021, through December 31, 2021.

Section 4. (a) Subject to the conditions in Section 1 of this ordinance, the appropriation of money in the budget adopted by this ordinance, for a budget control level that includes a program or project assigned a project identification number in the 2022-2027 Adopted CIP, constitutes authority for the designated City department, commission, or office (after compliance with the State Environmental Policy Act) to acquire personal property; obtain options to acquire real property; negotiate to acquire right-of-way and other real property interests; prepare plans and designs; demolish, construct, or make improvements; and obtain any ancillary services, including, without limitation, planning, engineering, design, appraisal, escrow, title insurance, construction, inspection, environmental audits, and remediation appraisals or other reviews; all in order to carry out the project or program substantially as described in the 2022-2027 Adopted CIP. Each department may obtain the authorized services or property using City staff or by contract as authorized in subsection 4(j) of this ordinance. If projects or programs are identified in the 2022-2027 Adopted CIP to be carried out by other entities wholly or in part with City funds, the appropriation constitutes authority to provide such funds to such other entities for such purposes, subject to applicable laws and ordinances.

(b) None of the appropriations in the 2022 Adopted Budget may be spent on capital projects or programs unless the projects or programs are specifically identified and assigned a project identification number in the 2022-2027 Adopted CIP or are added to the 2022-2027 Adopted CIP by a future amending ordinance.

(c) Without future Council authorization by ordinance, expenditures in 2022 on any project or program identified and assigned a project identification number in the 2022-2027 Adopted CIP for Seattle City Light, Seattle Public Utilities, or the Seattle Department of Transportation, other than expenditures pursuant to unspent capital appropriations carried forward from 2021 into 2022 in accordance with RCW 35.32A.080 and allocated to the same project or program, shall not exceed by more than \$1,000,000 the amount shown as the Appropriations Total in the 2022 column for that project or program in the Adopted CIP, as that amount may be amended by ordinance. The City Budget Office shall certify to the Chair of the City Council Budget Committee a list of those unspent capital appropriations not subject to the expenditures restriction imposed by this subsection by May 1, 2022, and shall also file the list with the City Clerk. The list shall include the project identification number and the dollar amount by project or program not subject to the expenditure restriction, at minimum.

(d) Moneys appropriated from funds, accounts, and subaccounts in which are deposited the proceeds derived from the issuance of bonded obligations shall be expended only in accordance with the terms, conditions, and restrictions of ordinances authorizing such obligations and establishing the respective funds.

(e) The 2022-2027 Adopted CIP is part of the 2022 Adopted Budget and identifies, among other projects, those capital projects funded wholly or in part from the proceeds of the taxes authorized in RCW 82.46.010 and/or RCW 82.46.035, and/or from the proceeds of bonds, for the repayment of which tax revenues under RCW 82.46.010 and/or RCW 82.46.035 have been pledged. Such taxes are intended to be in addition to other funds that may be reasonably available for such capital projects.

(f) The portions of the 2022-2027 Adopted CIP pertaining to Seattle City Light and Seattle

Public Utilities, as those portions of the 2022-2027 Adopted CIP may be amended from time to time, are adopted as systems or plans of additions to, and betterments and extensions of, the facilities, physical plants, or systems of Seattle City Light and Seattle Public Utilities, respectively.

(g) The Director of Finance and Administrative Services and the City's Director of Finance are authorized to draw and pay the necessary warrants or checks and to make any necessary transfers among funds and accounts.

(h) Except as limited by this section or by Section 1 of this ordinance or by any other ordinance, the funds appropriated in the 2022 Adopted Budget are subject to transfer for use with other projects as provided in SMC Chapter 5.08.

(i) The Mayor, or, at the Mayor's request, the head of the department that is designated to carry out a project for and on behalf of The City of Seattle, is authorized to submit applications as may be deemed appropriate to the United States of America, or any of its departments, and the State of Washington, or any of its departments, for financial assistance in carrying out the authorized projects included in the 2022-2027 Adopted CIP; to make for and on behalf of the City all assurances, promises, representations, and consent to suit, and/or covenants to comply with any applicable regulations of the United States relating to implementation of the projects; to act in connection with the applications as the authorized representative of the City; to provide additional information as may be required; and to prepare plans for implementation of terms and conditions as may accompany financial assistance, provided that the submission of an application shall not result in the making of a contract, in incurring of any indebtedness, or in the acceptance of moneys imposing any duties or obligations upon the City except as is authorized by this or another ordinance.

(j) The Director of Transportation, the Superintendent of Parks and Recreation, the Director of the Office of Arts and Culture, the General Manager and Chief Executive Officer of City Light, the General Manager and Chief Executive Officer of Seattle Public Utilities, the Director of the Department of Finance and Administrative Services, the City Librarian, the Chief Technology Officer, and the Director of the Seattle

Center Department are authorized to negotiate for and enter into non-public works contracts, within their appropriation authority, to obtain property and services authorized in Section 4 of this ordinance to carry out those capital projects and programs included in the 2022-2027 Adopted CIP and assigned to their respective departments or offices.

Section 5. The Mayor and the City Council find that the General Fund's 2022 contribution to the Park and Recreation Fund exceeds the requirements established in Article XI, Section 3 of the City Charter.

Section 6. Pursuant to the requirements of Ordinance 117216, Ordinance 118814, Ordinance 122293, Ordinance 122859, Ordinance 123459, Ordinance 124057, Ordinance 124640, and Ordinance 125190, the City in subsection 1(b) of this ordinance and Attachment A to this ordinance appropriates to the Firefighters' Pension Fund ("the Fund") \$21,921,588, of which \$19,099,362 comes from General Fund resources. No beneficiary of the Fund has a vested contractual right to the appropriation of the foregoing amount or any amount appropriated by the City to the Fund.

The Mayor and the City Council, under the authority granted by RCW 41.16.060, find that the General Fund's 2022 contribution to the Fund is equal to \$0.069 per \$1,000 of assessed value and provides, in accordance with the 2020 Actuarial Report on the condition of the Fund received from a qualified actuary dated June 25, 2021, together with other amounts appropriated by the City for the Fund, an amount equal to or greater than the estimated demands on the fund for 2022 and maintains the actuarial soundness of the Fund as it prevents recording a positive net pension obligation for the Fund.

The Mayor and the City Council find that the amount appropriated by this ordinance is appropriated for the purpose of keeping the Fund flexible and maintaining its integrity and actuarial soundness. The Mayor and City Council also find that such amount is reasonable for the purposes established in the ordinances listed at the beginning of this section, and that such amount bears a material relation to the successful operation of the Fund.

Section 7. The provisions of this ordinance are declared to be separate and severable. The invalidity of any clause, sentence, paragraph, subdivision, section, or portion of this ordinance, or the invalidity of its

application to any person or circumstance, does not affect the validity of the remainder of this ordinance or the validity of its application to other persons or circumstances.

Section 8. This ordinance shall take effect and be in force on January 1, 2022.

Passed by a 2/3 vote of all the members of the City Council the _____ day of _____, 2021, and signed by me in open session in authentication of its passage this _____ day of _____, 2021.

President _____ of the City Council

Approved / returned unsigned / vetoed this _____ day of _____, 2021.

Jenny A. Durkan, Mayor

Filed by me this _____ day of _____, 2021.

Monica Martinez Simmons, City Clerk

(Seal)

Attachments:

Attachment A - 2022 Appropriations by Budget Control Level
Attachment B - Position Modifications for the 2022 Budget

Department	Fund	Fund Code	BSL Code	BCL Code	BSL Name	BSL Description	Total
Civil Service Commissions	00100 - General Fund	00100	BO-VC-V1CIV	00100-BO-VC-V1CIV	Civil Service Commissions	The purpose of the Civil Service Commissions Budget Summary Level is to provide administrative support to the Public Safety Civil Service Commission (PSCSC) and the Civil Service Commission (CSC). The PSCSC provides sworn police and uniformed fire employees with a quasi-judicial process for hearings on appeals concerning disciplinary actions, examination and testing, and other related issues. The CSC directs the civil service system for all other employees of the City.	601,557
Community Police Commission	00100 - General Fund	00100	BO-CP-X1P00	00100-BO-CP-X1P00	Office of the Community Police Commission	The purpose of the Office of the Community Police Commission Budget Summary Level is to leverage the ideas, talents, experience, and expertise of the community to provide ongoing community input into the development of the Seattle Police Department reforms, the establishment of police priorities, and facilitation of police/community relationships necessary to promote	1,871,363
Community Safety and Communications Center	00100 - General Fund	00100	BO-CS-10000	00100-BO-CS-10000	Community Safety and Communications Center	The purpose of the Community Safety and Communications Center Budget Summary Level is to: receive requests for public safety services for Seattle; provide dispatch, notification, and communication services; facilitate reporting of minor incidents; and respond to community safety requests.	20,881,987
Department of Education and Early Learning	00100 - General Fund	00100	BO-EE-IL100	00100-BO-EE-IL100	Early Learning	The purpose of the Early Learning Budget Summary Level is to help children enter school ready to succeed, provide preschool teachers with resources and training, and assist Seattle families with gaining access to early learning resources.	10,199,763
Department of Education and Early Learning	00100 - General Fund	00100	BO-EE-IL200	00100-BO-EE-IL200	K-12 Programs	The purpose of the K-12 Division Budget Summary Level is to manage K-12 investments.	4,858,740

Department	Fund	Fund Code	BSL Code	BCL Code	BSL Name	BSL Description	Total
Department of Education and Early Learning	00100 - General Fund	00100	BO-EE-IL700	00100-BO-EE-IL700	Leadership and Administration	The purpose of the Leadership and Administration Budget Summary Level is to provide executive, community, financial, human resource, technology and business support to the Department of Education and Early Learning.	1,010,384
Department of Education and Early Learning	00155 - Sweetened Beverage Tax Fund	00155	BO-EE-IL100	00155-BO-EE-IL100	Early Learning	The purpose of the Early Learning Budget Summary Level is to help children enter school ready to succeed, provide preschool teachers with resources and training, and assist Seattle families with gaining access to early learning resources.	7,268,196
Department of Education and Early Learning	00155 - Sweetened Beverage Tax Fund	00155	BO-EE-IL700	00155-BO-EE-IL700	Leadership and Administration	The purpose of the Leadership and Administration Budget Summary Level is to provide executive, community, financial, human resource, technology and business support to the Department of Education and Early Learning.	548,274
Department of Education and Early Learning	14000 - Coronavirus Local Fiscal Recovery Fund	14000	BO-EE-IL100	14000-BO-EE-IL100	Early Learning	The purpose of the Early Learning Budget Summary Level is to help children enter school ready to succeed, provide preschool teachers with resources and training, and assist Seattle families with gaining access to early learning resources.	2,400,000
Department of Education and Early Learning	14000 - Coronavirus Local Fiscal Recovery Fund	14000	BO-EE-IL300	14000-BO-EE-IL300	Post-Secondary Programs	The purpose of the Post-Secondary Budget Summary Level is to help achieve the goal of the City's Education Action Plan that 70% of all student groups in Seattle Public Schools will go on to attain a post-secondary credential by the year 2030.	6,757,891

Department	Fund	Fund Code	BSL Code	BCL Code	BSL Name	BSL Description	Total
Department of Education and Early Learning	17871 - Families Education Preschool Promise Levy	17871	BO-EE-IL100	17871-BO-EE-IL100	Early Learning	The purpose of the Early Learning Budget Summary Level is to help children enter school ready to succeed, provide preschool teachers with resources and training, and assist Seattle families with gaining access to early learning resources.	45,240,241
Department of Education and Early Learning	17871 - Families Education Preschool Promise Levy	17871	BO-EE-IL200	17871-BO-EE-IL200	K-12 Programs	The purpose of the K-12 Division Budget Summary Level is to manage K-12 investments.	33,395,060
Department of Education and Early Learning	17871 - Families Education Preschool Promise Levy	17871	BO-EE-IL300	17871-BO-EE-IL300	Post-Secondary Programs	The purpose of the Post-Secondary Budget Summary Level is to help achieve the goal of the City's Education Action Plan that 70% of all student groups in Seattle Public Schools will go on to attain a post-secondary credential by the year 2030.	5,524,097
Department of Education and Early Learning	17871 - Families Education Preschool Promise Levy	17871	BO-EE-IL700	17871-BO-EE-IL700	Leadership and Administration	The purpose of the Leadership and Administration Budget Summary Level is to provide executive, community, financial, human resource, technology and business support to the Department of Education and Early Learning.	6,060,901

Department	Fund	Fund Code	BSL Code	BCL Code	BSL Name	BSL Description	Total
Department of Finance and Administrative Services	00100 - General Fund	00100	BO-FA-CITYFINAN	00100-BO-FA-CITYFINAN	City Finance	The purpose of the City Finance Division Budget Summary Level (BSL) is to oversee and provide technical support to the financial affairs of the City. This BSL performs a wide range of technical and operating functions, such as debt issuance and management, Citywide payroll processing, investments, risk management and payment processing services and support to the City Budget Office economic forecasting efforts. In addition, this BSL develops and implements a variety of City financial policies related to the City's revenues, accounting procedures, and risk mitigation. Finally, the BSL provides oversight and guidance to financial reporting, City retirement programs, and public corporations established by the City.	8,046,982
Department of Finance and Administrative Services	00100 - General Fund	00100	BO-FA-CPCS	00100-BO-FA-CPCS	City Purchasing and Contracting Services	The purpose of the City Purchasing and Contracting Services Budget Summary Level is to conduct and administer all bids and contracts for public works and purchases (products, supplies, equipment, and services) on behalf of City departments.	25,000
Department of Finance and Administrative Services	00100 - General Fund	00100	BO-FA-INDGTDEF	00100-BO-FA-INDGTDEF	Indigent Defense Services	The purpose of the Indigent Defense Services Budget Summary Level is to secure legal defense services, as required by State law, for indigent people facing criminal charges in Seattle Municipal Court. Funding is also provided for a pilot program offering civil legal representation to indigent defendants.	9,606,474

Department	Fund	Fund Code	BSL Code	BCL Code	BSL Name	BSL Description	Total
Department of Finance and Administrative Services	00100 - General Fund	00100	BO-FA-JAILSVCS	00100-BO-FA-JAILSVCS	Jail Services	The purpose of the Jail Services Budget Summary Level is to provide for the booking, housing, transporting, and guarding of City inmates. The jail population, for which the City pays, are adults charged with or convicted of misdemeanor crimes alleged to have been committed within the Seattle city limits.	18,539,147
Department of Finance and Administrative Services	00100 - General Fund	00100	BO-FA-RCCP	00100-BO-FA-RCCP	Regulatory Compliance and Consumer Protection	The purpose of the Regulatory Compliance and Consumer Protection Budget Summary Level is to support City services and regulations that attempt to provide Seattle consumers with a fair and well-regulated marketplace. Expenditures from this BSL include support for taxicab inspections and licensing, the weights and measures inspection program, vehicle impound and consumer complaint investigation.	10,293,213
Department of Finance and Administrative Services	00100 - General Fund	00100	BO-FA-SAS	00100-BO-FA-SAS	Seattle Animal Shelter	The purpose of the Seattle Animal Shelter Budget Summary Level is to provide animal care, enforcement, and spay and neuter services in Seattle to control pet overpopulation and foster public safety. The shelter also provides volunteer and foster care programs which enables the citizens of Seattle to donate both time and resources and engage in activities which promote animal welfare in Seattle.	7,019,468
Department of Finance and Administrative Services	00126 - Judgment/Claims Fund	00126	BO-FA-CJ000	00126-BO-FA-CJ000	Judgment & Claims Claims	The purpose of the Claim Expenses Budget Summary Level is to pay pending or actual claims and related costs against City government, as authorized by Chapter 5.24 of the Seattle Municipal Code. The Claims Budget Summary Level is supported by the Judgment/Claims Fund of the General Fund.	3,524,179

Department	Fund	Fund Code	BSL Code	BCL Code	BSL Name	BSL Description	Total
Department of Finance and Administrative Services	00126 - Judgment/Claims Fund	00126	BO-FA-JR000	00126-BO-FA-JR000	Judgment & Claims Litigation	The purpose of the Litigation Expenses Budget Summary Level is to pay anticipated, pending or actual judgments, claims payments, advance claims payments, and litigation expenses incurred while defending the City from judgments and claims. The Litigation Expenses Budget Summary Level is supported by the Judgment/Claims Fund of the General Fund.	22,836,561
Department of Finance and Administrative Services	00126 - Judgment/Claims Fund	00126	BO-FA-JR010	00126-BO-FA-JR010	Judgment & Claims General Legal	The purpose of the General Legal Expenses Budget Summary Level is to pay legal costs associated with litigation or potential litigation involving the City, where the City is a party or potential party in a legal action, or other special projects that need legal review. The General Legal Expenses Budget Summary Level is supported by the Judgment/Claims Fund of the General Fund.	88,321
Department of Finance and Administrative Services	00126 - Judgment/Claims Fund	00126	BO-FA-JR020	00126-BO-FA-JR020	Judgment & Claims Police Action	The purpose of the Police Action Expenses Budget Summary Level is to pay pending or actual settlements and judgments against the City related to police action cases, or pay related costs to investigate and defend the City against claims and judgments related to police action cases. The Police Action Expenses Budget Summary Level is supported by the Judgment/Claims Fund of the General Fund.	3,799,672
Department of Finance and Administrative Services	00164 - Unrestricted Cumulative Reserve Fund	00164	BC-FA-A1IT	00164-BC-FA-A1IT	Information Technology	The purpose of the Information Technology Budget Summary Level is to replace, upgrade or maintain FAS information technology systems to meet the evolving enterprise activities of the City.	4,300,000

Department	Fund	Fund Code	BSL Code	BCL Code	BSL Name	BSL Description	Total
Department of Finance and Administrative Services	00164 - Unrestricted Cumulative Reserve Fund	00164	BC-FA-APSCH2FAC	00164-BC-FA-APSCH2FAC	Asset Preservation - Schedule 2 Facilities	This purpose of the Asset Preservation - Schedule 2 Facilities Budget Summary Level is to provide for long term preservation and major maintenance to the Department of Finance and Administration’s schedule 2 facilities. Schedule 2 facilities comprise existing and future structures, shops and yard located throughout Seattle, including but not limited to City vehicle maintenance facilities at Haller Lake and Charles Street, Finance and Administrative Services shops located at Airport Way S., fire stations, police precincts including the animal shelter, and other FAS managed facilities used for City Services. Typical improvements may include, but are not limited to, energy efficiency enhancements through equipment replacement, upgrades/repairs to heating/ventilation/air conditioning systems, upgrades/repairs to electrical systems, upgrades/repairs to fire suppression systems, roof repairs or replacement, and structural assessments and repairs. This work ensures the long-term preservation of the operational use of the facilities.	500,000
Department of Finance and Administrative Services	00164 - Unrestricted Cumulative Reserve Fund	00164	BC-FA-GARDENREM	00164-BC-FA-GARDENREM	Garden of Remembrance	The purpose of the Garden of Remembrance Budget Summary Level is to provide City support for replacing components of the memorial located at the Benaroya Concert Hall.	30,937

Department	Fund	Fund Code	BSL Code	BCL Code	BSL Name	BSL Description	Total
Department of Finance and Administrative Services	12100 - Wheelchair Accessible Fund	12100	BO-FA-WHLCHR	12100-BO-FA-WHLCHR	Wheelchair Accessible Services	The purpose of the Wheelchair Accessible Services Budget Summary Level is to disburse monies collected on every taxi, for hire and Transportation Network Company (TNC) trip that originates in the city of Seattle. This BSL is funded by the Wheelchair Accessibility Disbursement Fund.	1,213,808
Department of Finance and Administrative Services	14000 - Coronavirus Local Fiscal Recovery Fund	14000	BO-FA-CITYFINAN	14000-BO-FA-CITYFINAN	City Finance	The purpose of the City Finance Division Budget Summary Level (BSL) is to oversee and provide technical support to the financial affairs of the City. This BSL performs a wide range of technical and operating functions, such as debt issuance and management, Citywide payroll processing, investments, risk management and payment processing services and support to the City Budget Office economic forecasting efforts. In addition, this BSL develops and implements a variety of City financial policies related to the City's revenues, accounting procedures, and risk mitigation. Finally, the BSL provides oversight and guidance to financial reporting, City retirement programs, and public corporations established by the City.	1,411,000
Department of Finance and Administrative Services	20130 - LTGO Bond Interest and Redemption Fund	20130	BO-FA-DEBTBIRF	20130-BO-FA-DEBTBIRF	Bond Interest and Redemption	The purpose of the Bond Interest and Redemption Budget Summary Level is to make certain debt service payments through the Bond Interest and Redemption Fund (BIRF).	2,470,782
Department of Finance and Administrative Services	20140 - UTGO Bond Interest Redemption Fund	20140	BO-FA-DEBTUTGO	20140-BO-FA-DEBTUTGO	UTGO Debt Service	The purpose of the UTGO Debt Service Budget Summary Level is to create the legal appropriations to pay debt service on outstanding Unlimited Tax General Obligation (UTGO) Bonds.	16,312,800

Department	Fund	Fund Code	BSL Code	BCL Code	BSL Name	BSL Description	Total
Department of Finance and Administrative Services	30010 - REET I Capital Fund	30010	BC-FA-ADAIMPR	30010-BC-FA-ADAIMPR	ADA Improvements	The purpose of the ADA Improvements - FAS Budget Summary Level is to update or modify facilities for compliance with the standards contained in the American with Disabilities Act.	400,000
Department of Finance and Administrative Services	30010 - REET I Capital Fund	30010	BC-FA-APSCH1FAC	30010-BC-FA-APSCH1FAC	Asset Preservation - Schedule 1 Facilities	This purpose of the Asset Preservation - Schedule 1 Facilities Budget Summary Level is to provide for long term preservation and major maintenance to the Department of Finance and Administration's schedule 1 facilities. Schedule 1 facilities consist of existing and future office buildings located in downtown Seattle, including but not limited to City Hall, the Seattle Municipal Tower and the Justice Center. Typical improvements may include, but are not limited to, energy efficiency enhancements through equipment replacement, upgrades/repairs to heating/ventilation/air conditioning systems, upgrades/repairs to electrical systems, upgrades/repairs to fire suppression systems, roof repairs or replacement, and structural assessments and repairs. This work ensures the long-term preservation of the operational use of the facilities.	1,350,000
Department of Finance and Administrative Services	30010 - REET I Capital Fund	30010	BC-FA-EXTPROJ	30010-BC-FA-EXTPROJ	FAS Oversight-External Projects	The purpose of the FAS Oversight-External Projects Budget Summary Level is to provide a structure for debt financing projects, including information technology projects, for City departments that lack their own capital program.	1,595,191
Department of Finance and Administrative Services	30010 - REET I Capital Fund	30010	BC-FA-GOVTFAC	30010-BC-FA-GOVTFAC	General Government Facilities - General	The purpose of the General Government Facilities - General Budget Summary Level is to execute capital projects in general government facilities.	2,462,000

Department	Fund	Fund Code	BSL Code	BCL Code	BSL Name	BSL Description	Total
Department of Finance and Administrative Services	30010 - REET I Capital Fund	30010	BC-FA-NBHFIRE	30010-BC-FA-NBHFIRE	Neighborhood Fire Stations	The purpose of the Neighborhood Fire Stations Budget Summary Level is to replace and renovate fire stations and other emergency response facilities as part of the Fire Facilities and Emergency Response Levy program.	4,180,624
Department of Finance and Administrative Services	30010 - REET I Capital Fund	30010	BC-FA-PSFACFIRE	30010-BC-FA-PSFACFIRE	Public Safety Facilities Fire	The purpose of the Public Safety Facilities - Fire Budget Summary Level is to renovate, expand, replace, or build fire facilities.	3,700,000
Department of Finance and Administrative Services	36900 - 2022 Multipurpose LTGO Bond Fund	36900	BC-FA-A1IT	36900-BC-FA-A1IT	Information Technology	The purpose of the Information Technology Budget Summary Level is to replace, upgrade or maintain FAS information technology systems to meet the evolving enterprise activities of the City.	17,635,753
Department of Finance and Administrative Services	36900 - 2022 Multipurpose LTGO Bond Fund	36900	BC-FA-APSCH1FAC	36900-BC-FA-APSCH1FAC	Asset Preservation - Schedule 1 Facilities	This purpose of the Asset Preservation - Schedule 1 Facilities Budget Summary Level is to provide for long term preservation and major maintenance to the Department of Finance and Administration's schedule 1 facilities. Schedule 1 facilities consist of existing and future office buildings located in downtown Seattle, including but not limited to City Hall, the Seattle Municipal Tower and the Justice Center. Typical improvements may include, but are not limited to, energy efficiency enhancements through equipment replacement, upgrades/repairs to heating/ventilation/air conditioning systems, upgrades/repairs to electrical systems, upgrades/repairs to fire suppression systems, roof repairs or replacement, and structural assessments and repairs. This work ensures the long-term preservation of the operational use of the facilities.	9,500,000

Department	Fund	Fund Code	BSL Code	BCL Code	BSL Name	BSL Description	Total
Department of Finance and Administrative Services	36900 - 2022 Multipurpose LTGO Bond Fund	36900	BC-FA-PSFACFIRE	36900-BC-FA-PSFACFIRE	Public Safety Facilities Fire	The purpose of the Public Safety Facilities - Fire Budget Summary Level is to renovate, expand, replace, or build fire facilities.	3,500,000
Department of Finance and Administrative Services	36900 - 2022 Multipurpose LTGO Bond Fund	36900	BO-FA-DEBTISS-L	36900-BO-FA-DEBTISS-L	Debt Issuance Cost - LTGO	The purpose of the Debt Issuance Costs - LTGO Budget Summary Level is to pay debt issuance costs related to Multipurpose Limited Tax General Obligation (LTGO) Debt Issuance.	3,154,451
Department of Finance and Administrative Services	36910 - 2022 LTGO Taxable Bond Fund	36910	BO-FA-DEBTISS-L	36910-BO-FA-DEBTISS-L	Debt Issuance Cost - LTGO	The purpose of the Debt Issuance Costs - LTGO Budget Summary Level is to pay debt issuance costs related to Multipurpose Limited Tax General Obligation (LTGO) Debt Issuance.	732,150
Department of Finance and Administrative Services	36910 - 2022 LTGO Taxable Bond Fund	36910	BO-FA-HSPDA	36910-BO-FA-HSPDA	Historic Seattle PDA	The purpose of the Historic Seattle Budget Summary Level is to manage disbursement of resources to the Historic Seattle Preservation and Development Authority (PDA) to keep Historic Seattle buildings in a good working condition to serve the public. Projects include seismic retrofit improvements, and capital improvements and repairs to items such as roofing, floors, windows, plumbing, and elevators.	1,800,000
Department of Finance and Administrative Services	36910 - 2022 LTGO Taxable Bond Fund	36910	BO-FA-PPM	36910-BO-FA-PPM	Pike Place Mkt	The purpose of the Pike Place Market Budget Summary Level is to manage disbursement of resources to the Pike Place Market Preservation and Development Authority (PDA) to keep Market buildings in a good working condition to serve the public. Projects include capital improvements to items such as roofing, floors, windows, plumbing, and elevator repairs.”	6,000,000
Department of Finance and Administrative Services	50300 - Finance and Administrative Services Fund	50300	BC-FA-FASPDS	50300-BC-FA-FASPDS	FAS Project Delivery Services	The purpose of the FAS Project Delivery Services Budget Summary Level is to execute capital projects in general government facilities.	3,500,000

Department	Fund	Fund Code	BSL Code	BCL Code	BSL Name	BSL Description	Total
Department of Finance and Administrative Services	50300 - Finance and Administrative Services Fund	50300	BO-FA-BUDCENTR	50300-BO-FA-BUDCENTR	Leadership and Administration	The purpose of the Leadership and Administration budget summary level is to provide executive, communications, financial, human resource, and business support and strategic planning and analysis to the department. This BSL also supports FAS Citywide, department-wide, and divisional indirect costs, as well as indirect costs related to paid time off and pooled benefits, to meet the City’s standard indirect cost model.	64,354
Department of Finance and Administrative Services	50300 - Finance and Administrative Services Fund	50300	BO-FA-CITYFINAN	50300-BO-FA-CITYFINAN	City Finance	The purpose of the City Finance Division Budget Summary Level (BSL) is to oversee and provide technical support to the financial affairs of the City. This BSL performs a wide range of technical and operating functions, such as debt issuance and management, Citywide payroll processing, investments, risk management and payment processing services and support to the City Budget Office economic forecasting efforts. In addition, this BSL develops and implements a variety of City financial policies related to the City's revenues, accounting procedures, and risk mitigation. Finally, the BSL provides oversight and guidance to financial reporting, City retirement programs, and public corporations established by the City.	34,682,166

Department	Fund	Fund Code	BSL Code	BCL Code	BSL Name	BSL Description	Total
Department of Finance and Administrative Services	50300 - Finance and Administrative Services Fund	50300	BO-FA-CITYSVCS	50300-BO-FA-CITYSVCS	City Services	The purpose of the City Services Budget Summary Level is to provide accounting support to Finance General, small departments, and executive offices, as well as to the FAS Capital Improvement Program. This BSL also provides other FAS financial and policy support, including labor union policy analysis and support for the for-hire industry.	1,926,470
Department of Finance and Administrative Services	50300 - Finance and Administrative Services Fund	50300	BO-FA-CPCS	50300-BO-FA-CPCS	City Purchasing and Contracting Services	The purpose of the City Purchasing and Contracting Services Budget Summary Level is to conduct and administer all bids and contracts for public works and purchases (products, supplies, equipment, and services) on behalf of City departments.	14,199,685
Department of Finance and Administrative Services	50300 - Finance and Administrative Services Fund	50300	BO-FA-FACILITY	50300-BO-FA-FACILITY	Facilities Services	The purpose of the Facilities Services Budget Summary Level is to manage most of the City's general government facilities, including the downtown civic campus, police precincts, fire stations, shops and yards, and several parking facilities. Functions include property management, environmental analysis, implementation of environmentally sustainable facility investments, facility maintenance and repair, janitorial services, security services, and event scheduling. The Facility Operations team is also responsible for warehouse, real estate, and mail services throughout the City. These functions promote well-managed, clean, safe, and highly efficient buildings and grounds that house City employees and serve the public.	88,992,040

Department	Fund	Fund Code	BSL Code	BCL Code	BSL Name	BSL Description	Total
Department of Finance and Administrative Services	50300 - Finance and Administrative Services Fund	50300	BO-FA-FLEETS	50300-BO-FA-FLEETS	Fleet Services	The purpose of the Fleet Services Budget Summary Level is to provide fleet vehicles to City departments, assess and implement environmental initiatives related to both the composition of the City's fleet and the fuels that power it, actively manage and maintain the fleet, procure and distribute fuel, and operate a centralized motor pool. The goal of these functions is to create and support an environmentally responsible and cost-effective Citywide fleet that helps all City departments carry out their work as efficiently as possible.	40,266,166
Department of Finance and Administrative Services	50300 - Finance and Administrative Services Fund	50300	BO-FA-OCS	50300-BO-FA-OCS	Office of Constituent Services	The purpose of the Office of Constituent Services Budget Summary Level is to lead City departments to improve on consistently providing services that are easily accessible, responsive and fair. This includes assistance with a broad range of City services, such as transactions, information requests and complaint investigations. This BSL includes the City's Customer Service Bureau, the Neighborhood Payment and Information Service centers, Citywide public disclosure responsibilities and service-delivery analysts.	6,936,359
Department of Finance and Administrative Services	50321 - Fleet Capital Fund	50321	BO-FA-FLEETCAP	50321-BO-FA-FLEETCAP	Fleet Capital Program	The purpose of the Fleet Capital Program Budget Summary Level is to manage City of Seattle Fleet Replacement, including the purchase and disposal of vehicles owned by the Department of Finance and Administrative Services (FAS) and the administration of the Fleet Replacement Capital Reserve.	9,179,382

Department	Fund	Fund Code	BSL Code	BCL Code	BSL Name	BSL Description	Total
Department of Finance and Administrative Services	50322 - Facility Asset Preservation Fund	50322	BC-FA-APSCH1FAC	50322-BC-FA-APSCH1FAC	Asset Preservation - Schedule 1 Facilities	This purpose of the Asset Preservation - Schedule 1 Facilities Budget Summary Level is to provide for long term preservation and major maintenance to the Department of Finance and Administration's schedule 1 facilities. Schedule 1 facilities consist of existing and future office buildings located in downtown Seattle, including but not limited to City Hall, the Seattle Municipal Tower and the Justice Center. Typical improvements may include, but are not limited to, energy efficiency enhancements through equipment replacement, upgrades/repairs to heating/ventilation/air conditioning systems, upgrades/repairs to electrical systems, upgrades/repairs to fire suppression systems, roof repairs or replacement, and structural assessments and repairs. This work ensures the long-term preservation of the operational use of the facilities.	2,152,000

Department	Fund	Fund Code	BSL Code	BCL Code	BSL Name	BSL Description	Total
Department of Finance and Administrative Services	50322 - Facility Asset Preservation Fund	50322	BC-FA-APSCH2FAC	50322-BC-FA-APSCH2FAC	Asset Preservation - Schedule 2 Facilities	This purpose of the Asset Preservation - Schedule 2 Facilities Budget Summary Level is to provide for long term preservation and major maintenance to the Department of Finance and Administration’s schedule 2 facilities. Schedule 2 facilities comprise existing and future structures, shops and yard located throughout Seattle, including but not limited to City vehicle maintenance facilities at Haller Lake and Charles Street, Finance and Administrative Services shops located at Airport Way S., fire stations, police precincts including the animal shelter, and other FAS managed facilities used for City Services. Typical improvements may include, but are not limited to, energy efficiency enhancements through equipment replacement, upgrades/repairs to heating/ventilation/air conditioning systems, upgrades/repairs to electrical systems, upgrades/repairs to fire suppression systems, roof repairs or replacement, and structural assessments and repairs. This work ensures the long-term preservation of the operational use of the facilities.	1,848,000
Department of Finance and Administrative Services	63000 - Transit Benefit Fund	63000	BO-FA-TRNSTBNFT	63000-BO-FA-TRNSTBNFT	Transit Benefit	The purpose of the Transit Benefit Budget Summary Level is to pay for the transit benefits offered to City employees. The Transit Benefit Fund receives payments from Finance General and fee supported departments to pay for reduced cost King County Metro and other regional transit passes and related administrative expenses.	5,601,000

Department	Fund	Fund Code	BSL Code	BCL Code	BSL Name	BSL Description	Total
Department of Finance and Administrative Services	67600 - FileLocal Agency Fund	67600	BO-FA-FILELOC	67600-BO-FA-FILELOC	FileLocal Agency	The purpose of the FileLocal Agency Budget Summary Level is to execute the City's response to the Washington Multi-City Business License and Tax Portal Agency Interlocal Agreement. The City of Seattle will be reimbursed by the agency for all costs.	444,339
Department of Neighborhoods	00100 - General Fund	00100	BO-DN-I3100	00100-BO-DN-I3100	Leadership and Administration	The purpose of the Leadership and Administration Budget Summary Level is to provide executive, community, financial, human resource, technology and business support to the Department of Neighborhoods.	5,591,594
Department of Neighborhoods	00100 - General Fund	00100	BO-DN-I3300	00100-BO-DN-I3300	Community Building	The purpose of the Community Building Budget Summary Level is to deliver technical assistance, support services, and programs in neighborhoods to strengthen local communities, engage residents in neighborhood improvement, leverage resources, and complete neighborhood-initiated projects.	8,253,428
Department of Neighborhoods	00100 - General Fund	00100	BO-DN-I3400	00100-BO-DN-I3400	Community Grants	The purpose of the Community Grants Budget Summary Level is to provide support to local grassroots projects within neighborhoods and communities by providing funding to implement community-based self-help projects.	4,209,415
Department of Neighborhoods	00155 - Sweetened Beverage Tax Fund	00155	BO-DN-I3400	00155-BO-DN-I3400	Community Grants	The purpose of the Community Grants Budget Summary Level is to provide support to local grassroots projects within neighborhoods and communities by providing funding to implement community-based self-help projects.	2,972,939

Department	Fund	Fund Code	BSL Code	BCL Code	BSL Name	BSL Description	Total
Department of Neighborhoods	14500 - Payroll Expense Tax	14500	BO-DN-I3300	14500-BO-DN-I3300	Community Building	The purpose of the Community Building Budget Summary Level is to deliver technical assistance, support services, and programs in neighborhoods to strengthen local communities, engage residents in neighborhood improvement, leverage resources, and complete neighborhood-initiated projects.	150,947
Employees' Retirement System	61030 - Employees' Retirement Fund	61030	BO-RE-R1E00	61030-BO-RE-R1E00	Employee Benefit Management	The purpose of the Employees' Retirement Budget Summary Level is to manage and administer retirement assets and benefits.	8,437,013
Ethics and Elections Commission	00100 - General Fund	00100	BO-ET-V1T00	00100-BO-ET-V1T00	Ethics and Elections	The purpose of the Ethics and Elections Budget Summary Level is to: 1) audit, investigate, and conduct hearings regarding non-compliance with, or violations of, Commission-administered ordinances; 2) advise all City officials and employees of their obligations under Commission-administered ordinances; and 3) publish and broadly distribute information about the City's ethical standards, City election campaigns, campaign financial disclosure statements, and lobbyist disclosure statements.	1,297,585
Ethics and Elections Commission	12300 - Election Vouchers Fund	12300	BO-ET-VT123	12300-BO-ET-VT123	Election Vouchers	The purpose of the Election Voucher Budget Summary Level is to pay costs associated with implementing, maintaining and funding a program for providing one hundred dollars in vouchers to eligible Seattle residents that they can contribute to candidates for City office who qualify to participate in the Election Voucher program enacted by voters in November 2015.	868,078

Department	Fund	Fund Code	BSL Code	BCL Code	BSL Name	BSL Description	Total
Executive (City Budget Office)	00100 - General Fund	00100	BO-CB-CZ000	00100-BO-CB-CZ000	City Budget Office	The purpose of the City Budget Office Budget Summary Level is to develop and monitor the budget, carry out budget-related functions, oversee financial policies and plans, support and advance Citywide innovation and performance measurement, and provide financial and other strategic analysis.	7,612,906
Executive (City Budget Office)	14000 - Coronavirus Local Fiscal Recovery Fund	14000	BO-CB-CZ000	14000-BO-CB-CZ000	City Budget Office	The purpose of the City Budget Office Budget Summary Level is to develop and monitor the budget, carry out budget-related functions, oversee financial policies and plans, support and advance Citywide innovation and performance measurement, and provide financial and other strategic analysis.	3,823,019
Executive (Office for Civil Rights)	00100 - General Fund	00100	BO-CR-X1R00	00100-BO-CR-X1R00	Civil Rights	The purpose of the Civil Rights Budget Summary Level is to encourage and promote equal access and opportunity, diverse participation, and social and economic equity in Seattle. OCR works to eliminate discrimination in employment, housing, public accommodations, contracting, and lending in Seattle through enforcement, and policy and outreach activities. In addition, OCR is responsible for directing the Race and Social Justice Initiative, which leads other City departments to design and implement programs that help eliminate institutionalized racism.	7,414,185
Executive (Office of Arts and Culture)	00100 - General Fund	00100	BO-AR-VA160	00100-BO-AR-VA160	Arts and Cultural Programs	The purpose of the Arts and Cultural Programs Budget Summary Level is to invest in Seattle's arts and cultural community.	3,500,000

Department	Fund	Fund Code	BSL Code	BCL Code	BSL Name	BSL Description	Total
Executive (Office of Arts and Culture)	12010 - Municipal Arts Fund	12010	BO-AR-2VMA0	12010-BO-AR-2VMA0	Public Art	The purpose of the Public Art Budget Summary Level is to fund the Public Art Program, which develops art pieces and programs for City facilities, and the Artwork Conservation Program, which maintains the City's permanent art collection.	4,646,780
Executive (Office of Arts and Culture)	12010 - Municipal Arts Fund	12010	BO-AR-VA150	12010-BO-AR-VA150	Leadership and Administration	The purpose of the Leadership and Administration Budget Summary Level is to provide executive, financial, human resource, and business support to the Office and to support the Seattle Arts Commission, a 16-member advisory board that advises the Office, Mayor, and City Council on arts programs and policy.	992,484
Executive (Office of Arts and Culture)	12400 - Arts and Culture Fund	12400	BO-AR-VA150	12400-BO-AR-VA150	Leadership and Administration	The purpose of the Leadership and Administration Budget Summary Level is to provide executive, financial, human resource, and business support to the Office and to support the Seattle Arts Commission, a 16-member advisory board that advises the Office, Mayor, and City Council on arts programs and policy.	3,201,877
Executive (Office of Arts and Culture)	12400 - Arts and Culture Fund	12400	BO-AR-VA160	12400-BO-AR-VA160	Arts and Cultural Programs	The purpose of the Arts and Cultural Programs Budget Summary Level is to invest in Seattle's arts and cultural community.	7,263,832
Executive (Office of Arts and Culture)	12400 - Arts and Culture Fund	12400	BO-AR-VA170	12400-BO-AR-VA170	Cultural Space	The purpose of the Cultural Space Budget Summary Level is to fund the development of new cultural spaces, the retention of crucial cultural anchors, and physical space improvements in existing cultural institutions.	811,443
Executive (Office of Economic Development)	00100 - General Fund	00100	BO-ED-ADMIN	00100-BO-ED-ADMIN	Leadership and Administration	The purpose of the Leadership and Administration Budget Summary Level is to provide executive, community, financial, human resource, technology and business support to the Office of Economic Development.	2,892,730

Department	Fund	Fund Code	BSL Code	BCL Code	BSL Name	BSL Description	Total
Executive (Office of Economic Development)	00100 - General Fund	00100	BO-ED-X1D00	00100-BO-ED-X1D00	Business Services	The purpose of the Business Services Budget Summary Level is to promote economic development in the City.	9,171,991
Executive (Office of Economic Development)	14000 - Coronavirus Local Fiscal Recovery Fund	14000	BO-ED-X1D00	14000-BO-ED-X1D00	Business Services	The purpose of the Business Services Budget Summary Level is to promote economic development in the City.	7,600,000
Executive (Office of Economic Development)	14500 - Payroll Expense Tax	14500	BO-ED-ADMIN	14500-BO-ED-ADMIN	Leadership and Administration	The purpose of the Leadership and Administration Budget Summary Level is to provide executive, community, financial, human resource, technology and business support to the Office of Economic Development.	77,516
Executive (Office of Economic Development)	14500 - Payroll Expense Tax	14500	BO-ED-X1D00	14500-BO-ED-X1D00	Business Services	The purpose of the Business Services Budget Summary Level is to promote economic development in the City.	9,622,484
Executive (Office of Housing)	00100 - General Fund	00100	BO-HU-1000	00100-BO-HU-1000	Leadership and Administration	The purpose of the Leadership and Administration Budget Summary Level is to provide centralized leadership, strategic planning, program development, and financial management support services to the office.	762,123
Executive (Office of Housing)	00100 - General Fund	00100	BO-HU-2000	00100-BO-HU-2000	Homeownership & Sustainability	The purpose of the Homeownership & Sustainability Budget Summary Level is to provide loans and grants to low-income Seattle residents to support first-time home-buyers, health and safety home repair needs, and energy efficiency improvements.	61,747
Executive (Office of Housing)	00100 - General Fund	00100	BO-HU-3000	00100-BO-HU-3000	Multifamily Housing	The purpose of the Multifamily Housing Budget Summary Level is to develop, preserve, and monitor affordable multifamily rental housing; and to support affordable housing providers and low-income residents.	1,300,000

Department	Fund	Fund Code	BSL Code	BCL Code	BSL Name	BSL Description	Total
Executive (Office of Housing)	14000 - Coronavirus Local Fiscal Recovery Fund	14000	BO-HU-3000	14000-BO-HU-3000	Multifamily Housing	The purpose of the Multifamily Housing Budget Summary Level is to develop, preserve, and monitor affordable multifamily rental housing; and to support affordable housing providers and low-income residents.	50,498,109
Executive (Office of Housing)	14500 - Payroll Expense Tax	14500	BO-HU-1000	14500-BO-HU-1000	Leadership and Administration	The purpose of the Leadership and Administration Budget Summary Level is to provide centralized leadership, strategic planning, program development, and financial management support services to the office.	1,125,000
Executive (Office of Housing)	14500 - Payroll Expense Tax	14500	BO-HU-2000	14500-BO-HU-2000	Homeownership & Sustainability	The purpose of the Homeownership & Sustainability Budget Summary Level is to provide loans and grants to low-income Seattle residents to support first-time home-buyers, health and safety home repair needs, and energy efficiency improvements.	6,373,461
Executive (Office of Housing)	14500 - Payroll Expense Tax	14500	BO-HU-3000	14500-BO-HU-3000	Multifamily Housing	The purpose of the Multifamily Housing Budget Summary Level is to develop, preserve, and monitor affordable multifamily rental housing; and to support affordable housing providers and low-income residents.	32,700,000
Executive (Office of Housing)	16400 - Low Income Housing Fund	16400	BO-HU-2000	16400-BO-HU-2000	Homeownership & Sustainability	The purpose of the Homeownership & Sustainability Budget Summary Level is to provide loans and grants to low-income Seattle residents to support first-time home-buyers, health and safety home repair needs, and energy efficiency improvements.	8,422,398
Executive (Office of Housing)	16400 - Low Income Housing Fund	16400	BO-HU-3000	16400-BO-HU-3000	Multifamily Housing	The purpose of the Multifamily Housing Budget Summary Level is to develop, preserve, and monitor affordable multifamily rental housing; and to support affordable housing providers and low-income residents.	87,111,325

Department	Fund	Fund Code	BSL Code	BCL Code	BSL Name	BSL Description	Total
Executive (Office of Housing)	16600 - Office of Housing Fund	16600	BO-HU-1000	16600-BO-HU-1000	Leadership and Administration	The purpose of the Leadership and Administration Budget Summary Level is to provide centralized leadership, strategic planning, program development, and financial management support services to the office.	5,641,097
Executive (Office of Housing)	16600 - Office of Housing Fund	16600	BO-HU-2000	16600-BO-HU-2000	Homeownership & Sustainability	The purpose of the Homeownership & Sustainability Budget Summary Level is to provide loans and grants to low-income Seattle residents to support first-time home-buyers, health and safety home repair needs, and energy efficiency improvements.	2,462,788
Executive (Office of Housing)	16600 - Office of Housing Fund	16600	BO-HU-3000	16600-BO-HU-3000	Multifamily Housing	The purpose of the Multifamily Housing Budget Summary Level is to develop, preserve, and monitor affordable multifamily rental housing; and to support affordable housing providers and low-income residents.	2,337,415
Executive (Office of Immigrant and Refugee Affairs)	00100 - General Fund	00100	BO-IA-X1N00	00100-BO-IA-X1N00	Office of Immigrant and Refugee Affairs	The purpose of the Office of Immigrant and Refugee Affairs Budget Summary Level is to facilitate the successful integration of immigrants and refugees into Seattle's civic, economic, and cultural life and to advocate on behalf of immigrant and refugee communities so that the City's programs and services better meet the unique needs of these constituents.	4,349,065

Department	Fund	Fund Code	BSL Code	BCL Code	BSL Name	BSL Description	Total
Executive (Office of Intergovernmental Relations)	00100 - General Fund	00100	BO-IR-X1G00	00100-BO-IR-X1G00	Office of Intergovernmental Relations	The purpose of the Intergovernmental Relations Budget Summary Level is to promote and protect the City's federal, state, regional, tribal, and international interests by providing strategic advice, representation, and advocacy to, and on behalf of, City elected officials on a variety of issues. These include: federal and state executive and legislative actions; issues and events relating to the City's tribal and international relations; and jurisdictional issues involving King County, suburban cities, and regional governmental organizations.	3,059,062
Executive (Office of Labor Standards)	00190 - Office of Labor Standards Fund	00190	BO-LS-1000	00190-BO-LS-1000	Office of Labor Standards	The purpose of the Office of Labor Standards Budget Summary Level is to implement labor standards for workers performing work inside Seattle's city limits . This includes investigation, remediation, outreach and education, and policy work related to existing labor standards and those that the City may enact in the future.	12,130,660
Executive (Office of Planning and Community Development)	00100 - General Fund	00100	BO-PC-X2P00	00100-BO-PC-X2P00	Planning and Community Development	The purpose of the Planning and Community Development Budget Summary Level is to manage a collaborative vision for planning that advances equitable development and creates great places in the City of Seattle that is consistent with Seattle's Comprehensive Plan, and to inform and guide growth related decisions for future development.	8,613,170

Department	Fund	Fund Code	BSL Code	BCL Code	BSL Name	BSL Description	Total
Executive (Office of Planning and Community Development)	00100 - General Fund	00100	BO-PC-X2P40	00100-BO-PC-X2P40	Equitable Development Initiative	The purpose of the Equitable Development Initiative Budget Summary Level is to foster community leadership and support organizations that promote equitable access to housing, jobs, education, parks, cultural expression, healthy food, and other community needs and amenities. The goal of the Equitable Development Initiative is to address displacement and the unequal distribution of opportunities in order to sustain a diverse Seattle.	564,948
Executive (Office of Planning and Community Development)	12200 - Short-Term Rental Tax Fund	12200	BO-PC-X2P40	12200-BO-PC-X2P40	Equitable Development Initiative	The purpose of the Equitable Development Initiative Budget Summary Level is to foster community leadership and support organizations that promote equitable access to housing, jobs, education, parks, cultural expression, healthy food, and other community needs and amenities. The goal of the Equitable Development Initiative is to address displacement and the unequal distribution of opportunities in order to sustain a diverse Seattle.	5,000,000
Executive (Office of Planning and Community Development)	14500 - Payroll Expense Tax	14500	BO-PC-X2P00	14500-BO-PC-X2P00	Planning and Community Development	The purpose of the Planning and Community Development Budget Summary Level is to manage a collaborative vision for planning that advances equitable development and creates great places in the City of Seattle that is consistent with Seattle's Comprehensive Plan, and to inform and guide growth related decisions for future development.	2,710,916

Department	Fund	Fund Code	BSL Code	BCL Code	BSL Name	BSL Description	Total
Executive (Office of Planning and Community Development)	14500 - Payroll Expense Tax	14500	BO-PC-X2P40	14500-BO-PC-X2P40	Equitable Development Initiative	The purpose of the Equitable Development Initiative Budget Summary Level is to foster community leadership and support organizations that promote equitable access to housing, jobs, education, parks, cultural expression, healthy food, and other community needs and amenities. The goal of the Equitable Development Initiative is to address displacement and the unequal distribution of opportunities in order to sustain a diverse Seattle.	13,889,084
Executive (Office of Planning and Community Development)	30010 - REET I Capital Fund	30010	BO-PC-X2P10	30010-BO-PC-X2P10	Design Commission	The purpose of the Design Commission Budget Summary Level is to give advice to the Mayor, City Council, and City Departments, concerning City-funded Capital Improvement Projects, projects that seek long-term use of the right-of-way, or major transportation projects.	654,149
Executive (Office of Sustainability and Environment)	00100 - General Fund	00100	BO-SE-X1000	00100-BO-SE-X1000	Office of Sustainability and Environment	The purpose of the Office of Sustainability and Environment Budget Summary Level is to coordinate interdepartmental environmental sustainability initiatives, identify and develop next generation policies and programs, and lead the City's climate change action planning to move towards carbon neutrality.	8,922,508
Executive (Office of Sustainability and Environment)	00155 - Sweetened Beverage Tax Fund	00155	BO-SE-X1000	00155-BO-SE-X1000	Office of Sustainability and Environment	The purpose of the Office of Sustainability and Environment Budget Summary Level is to coordinate interdepartmental environmental sustainability initiatives, identify and develop next generation policies and programs, and lead the City's climate change action planning to move towards carbon neutrality.	5,947,975

Department	Fund	Fund Code	BSL Code	BCL Code	BSL Name	BSL Description	Total
Executive (Office of Sustainability and Environment)	14500 - Payroll Expense Tax	14500	BO-SE-X1000	14500-BO-SE-X1000	Office of Sustainability and Environment	The purpose of the Office of Sustainability and Environment Budget Summary Level is to coordinate interdepartmental environmental sustainability initiatives, identify and develop next generation policies and programs, and lead the City's climate change action planning to move towards carbon neutrality.	2,745,000
Executive (Office of the Employee Ombud)	00100 - General Fund	00100	BO-EM-V10MB	00100-BO-EM-V10MB	Office of Employee Ombud	The purpose of the Office of Employee Ombud Budget Summary Level is to assist City of Seattle employees in navigating the City's conflict management system. OEO supports all processes relating to harassment, discrimination, or misconduct and provides recommendations to the Mayor and City Council on policies and procedures that can help create an inclusive workplace environment.	1,092,079
Executive (Office of the Mayor)	00100 - General Fund	00100	BO-MA-X1A00	00100-BO-MA-X1A00	Office of the Mayor	The purpose of the Office of the Mayor Budget Summary Level is to provide executive leadership to support City departments, engage and be responsive to residents of the city, develop policy for the City, and provide executive administrative and management support to the City.	7,638,274
Finance General	00100 - General Fund	00100	BO-FG-2QA00	00100-BO-FG-2QA00	Appropriation to Special Funds	The purpose of the Appropriation to Special Funds Budget Summary Level is to appropriate General Fund and other centrally managed resources, several of which are based upon the performance of certain City revenues, to bond redemption or special purpose funds. These appropriations are implemented as operating transfers to the funds or accounts they support.	172,775,440

Department	Fund	Fund Code	BSL Code	BCL Code	BSL Name	BSL Description	Total
Finance General	00100 - General Fund	00100	BO-FG-2QD00	00100-BO-FG-2QD00	General Purpose	The purpose of the General Purpose Budget Summary Level is to provide appropriation authority to those programs for which there is no single appropriate managing department, or for which there is Council and/or Mayor desire for additional budget oversight.	74,832,035
Finance General	00164 - Unrestricted Cumulative Reserve Fund	00164	BO-FG-2QA00	00164-BO-FG-2QA00	Appropriation to Special Funds	The purpose of the Appropriation to Special Funds Budget Summary Level is to appropriate General Fund and other centrally managed resources, several of which are based upon the performance of certain City revenues, to bond redemption or special purpose funds. These appropriations are implemented as operating transfers to the funds or accounts they support.	1,216,470
Finance General	12200 - Short-Term Rental Tax Fund	12200	BO-FG-2QA00	12200-BO-FG-2QA00	Appropriation to Special Funds	The purpose of the Appropriation to Special Funds Budget Summary Level is to appropriate General Fund and other centrally managed resources, several of which are based upon the performance of certain City revenues, to bond redemption or special purpose funds. These appropriations are implemented as operating transfers to the funds or accounts they support.	2,008,577
Finance General	12400 - Arts and Culture Fund	12400	BO-FG-2QD00	12400-BO-FG-2QD00	General Purpose	The purpose of the General Purpose Budget Summary Level is to provide appropriation authority to those programs for which there is no single appropriate managing department, or for which there is Council and/or Mayor desire for additional budget oversight.	5,842,000

Department	Fund	Fund Code	BSL Code	BCL Code	BSL Name	BSL Description	Total
Finance General	13000 - Transportation Fund	13000	BO-FG-2QD00	13000-BO-FG-2QD00	General Purpose	The purpose of the General Purpose Budget Summary Level is to provide appropriation authority to those programs for which there is no single appropriate managing department, or for which there is Council and/or Mayor desire for additional budget oversight.	203,000
Finance General	14000 - Coronavirus Local Fiscal Recovery Fund	14000	BO-FG-2QA00	14000-BO-FG-2QA00	Appropriation to Special Funds	The purpose of the Appropriation to Special Funds Budget Summary Level is to appropriate General Fund and other centrally managed resources, several of which are based upon the performance of certain City revenues, to bond redemption or special purpose funds. These appropriations are implemented as operating transfers to the funds or accounts they support.	6,500,000
Finance General	14500 - Payroll Expense Tax	14500	BO-FG-2QA00	14500-BO-FG-2QA00	Appropriation to Special Funds	The purpose of the Appropriation to Special Funds Budget Summary Level is to appropriate General Fund and other centrally managed resources, several of which are based upon the performance of certain City revenues, to bond redemption or special purpose funds. These appropriations are implemented as operating transfers to the funds or accounts they support.	148,727,090
Finance General	14500 - Payroll Expense Tax	14500	BO-FG-2QD00	14500-BO-FG-2QD00	General Purpose	The purpose of the General Purpose Budget Summary Level is to provide appropriation authority to those programs for which there is no single appropriate managing department, or for which there is Council and/or Mayor desire for additional budget oversight.	6,491,539

Department	Fund	Fund Code	BSL Code	BCL Code	BSL Name	BSL Description	Total
Finance General	30010 - REET I Capital Fund	30010	BO-FG-2QA00	30010-BO-FG-2QA00	Appropriation to Special Funds	The purpose of the Appropriation to Special Funds Budget Summary Level is to appropriate General Fund and other centrally managed resources, several of which are based upon the performance of certain City revenues, to bond redemption or special purpose funds. These appropriations are implemented as operating transfers to the funds or accounts they support.	1,919,194
Finance General	30020 - REET II Capital Fund	30020	BO-FG-2QA00	30020-BO-FG-2QA00	Appropriation to Special Funds	The purpose of the Appropriation to Special Funds Budget Summary Level is to appropriate General Fund and other centrally managed resources, several of which are based upon the performance of certain City revenues, to bond redemption or special purpose funds. These appropriations are implemented as operating transfers to the funds or accounts they support.	5,318,450
Finance General	35200 - 2008 Multipurpose LTGO Bond Fund	35200	BO-FG-2QA00	35200-BO-FG-2QA00	Appropriation to Special Funds	The purpose of the Appropriation to Special Funds Budget Summary Level is to appropriate General Fund and other centrally managed resources, several of which are based upon the performance of certain City revenues, to bond redemption or special purpose funds. These appropriations are implemented as operating transfers to the funds or accounts they support.	36,933
Finance General	35400 - 2010 Multipurpose LTGO Bond Fund	35400	BO-FG-2QA00	35400-BO-FG-2QA00	Appropriation to Special Funds	The purpose of the Appropriation to Special Funds Budget Summary Level is to appropriate General Fund and other centrally managed resources, several of which are based upon the performance of certain City revenues, to bond redemption or special purpose funds. These appropriations are implemented as operating transfers to the funds or accounts they support.	72,164

Department	Fund	Fund Code	BSL Code	BCL Code	BSL Name	BSL Description	Total
Finance General	35500 - 2011 Multipurpose LTGO Bond Fund	35500	BO-FG-2QA00	35500-BO-FG-2QA00	Appropriation to Special Funds	The purpose of the Appropriation to Special Funds Budget Summary Level is to appropriate General Fund and other centrally managed resources, several of which are based upon the performance of certain City revenues, to bond redemption or special purpose funds. These appropriations are implemented as operating transfers to the funds or accounts they support.	142,824
Finance General	35700 - 2013 Multipurpose LTGO Bond Fund	35700	BO-FG-2QA00	35700-BO-FG-2QA00	Appropriation to Special Funds	The purpose of the Appropriation to Special Funds Budget Summary Level is to appropriate General Fund and other centrally managed resources, several of which are based upon the performance of certain City revenues, to bond redemption or special purpose funds. These appropriations are implemented as operating transfers to the funds or accounts they support.	90,176
Finance General	35710 - 2013 LTGO Series B Taxable	35710	BO-FG-2QA00	35710-BO-FG-2QA00	Appropriation to Special Funds	The purpose of the Appropriation to Special Funds Budget Summary Level is to appropriate General Fund and other centrally managed resources, several of which are based upon the performance of certain City revenues, to bond redemption or special purpose funds. These appropriations are implemented as operating transfers to the funds or accounts they support.	42,545
Finance General	36210 - 2015 Taxable LTGO Bond Fund	36210	BO-FG-2QA00	36210-BO-FG-2QA00	Appropriation to Special Funds	The purpose of the Appropriation to Special Funds Budget Summary Level is to appropriate General Fund and other centrally managed resources, several of which are based upon the performance of certain City revenues, to bond redemption or special purpose funds. These appropriations are implemented as operating transfers to the funds or accounts they support.	4,915

Department	Fund	Fund Code	BSL Code	BCL Code	BSL Name	BSL Description	Total
Finance General	36310 - 2016 LTGO Taxable Bond Fund	36310	BO-FG-2QA00	36310-BO-FG-2QA00	Appropriation to Special Funds	The purpose of the Appropriation to Special Funds Budget Summary Level is to appropriate General Fund and other centrally managed resources, several of which are based upon the performance of certain City revenues, to bond redemption or special purpose funds. These appropriations are implemented as operating transfers to the funds or accounts they support.	23,517
Finance General	36900 - 2022 Multipurpose LTGO Bond Fund	36900	BO-FG-2QA00	36900-BO-FG-2QA00	Appropriation to Special Funds	The purpose of the Appropriation to Special Funds Budget Summary Level is to appropriate General Fund and other centrally managed resources, several of which are based upon the performance of certain City revenues, to bond redemption or special purpose funds. These appropriations are implemented as operating transfers to the funds or accounts they support.	13,076,000
Finance General	37000 - Garage Disposition Proceeds	37000	BO-FG-2QA00	37000-BO-FG-2QA00	Appropriation to Special Funds	The purpose of the Appropriation to Special Funds Budget Summary Level is to appropriate General Fund and other centrally managed resources, several of which are based upon the performance of certain City revenues, to bond redemption or special purpose funds. These appropriations are implemented as operating transfers to the funds or accounts they support.	397,115
Firefighter's Pension	61040 - Fireman's Pension Fund	61040	BO-FP-R2F01	61040-BO-FP-R2F01	Firefighters Pension	The purpose of the Firefighters' Pension Budget Summary Level is to provide benefit services to eligible active and retired firefighters and their lawful beneficiaries.	21,921,588

Department	Fund	Fund Code	BSL Code	BCL Code	BSL Name	BSL Description	Total
Human Services Department	00100 - General Fund	00100	BO-HS-H1000	00100-BO-HS-H1000	Supporting Affordability and Livability	The purpose of the Supporting Affordability & Livability Budget Summary Level is to support educational programs for children, youth, and families; and provide utility payment and transportation assistance to Seattle residents with low incomes.	11,214,289
Human Services Department	00100 - General Fund	00100	BO-HS-H2000	00100-BO-HS-H2000	Preparing Youth for Success	The purpose of the Preparing Youth for Success Budget Summary Level is to support programs that help youth succeed academically; learn job and life skills; and develop alternatives to criminal activity, violence, and homelessness.	13,574,475
Human Services Department	00100 - General Fund	00100	BO-HS-H3000	00100-BO-HS-H3000	Addressing Homelessness	The purpose of the Addressing Homelessness Budget Summary Level is to support a range of programs that provide resources and services to Seattle’s low-income and homeless residents to reduce homelessness.	70,389,319
Human Services Department	00100 - General Fund	00100	BO-HS-H4000	00100-BO-HS-H4000	Supporting Safe Communities	The purpose of the Supporting Safe Communities Budget Summary Level is to support programs that help reduce instances of individuals experiencing trauma, violence, and crisis.	40,912,727
Human Services Department	00100 - General Fund	00100	BO-HS-H5000	00100-BO-HS-H5000	Leadership and Administration	The purpose of the Leadership & Administration Budget Summary Level is to provide executive, community, financial, human resource, technology, and business support to the Human Services Department.	10,699,286
Human Services Department	00100 - General Fund	00100	BO-HS-H6000	00100-BO-HS-H6000	Promoting Healthy Aging	The purpose of the Promoting Healthy Aging Budget Summary Level is to give older adults the ability to age in place and experience stable health. Programs provide a network of community support that improves choice, promotes independence, and enhances the quality of life for older people and adults with disabilities.	8,803,647

Department	Fund	Fund Code	BSL Code	BCL Code	BSL Name	BSL Description	Total
Human Services Department	00100 - General Fund	00100	BO-HS-H7000	00100-BO-HS-H7000	Promoting Public Health	The purpose of the Promoting Public Health Budget Summary Level is to provide funds for public health services and programs, including primary care, medical, dental, and specialty services, and access to health insurance for at-risk and vulnerable populations; programs to provide access to chemical and dependency services; and programs to reduce the disparities in health among the Seattle population.	15,675,057
Human Services Department	00155 - Sweetened Beverage Tax Fund	00155	BO-HS-H1000	00155-BO-HS-H1000	Supporting Affordability and Livability	The purpose of the Supporting Affordability & Livability Budget Summary Level is to support educational programs for children, youth, and families; and provide utility payment and transportation assistance to Seattle residents with low incomes.	4,733,162
Human Services Department	00155 - Sweetened Beverage Tax Fund	00155	BO-HS-H5000	00155-BO-HS-H5000	Leadership and Administration	The purpose of the Leadership & Administration Budget Summary Level is to provide executive, community, financial, human resource, technology, and business support to the Human Services Department.	163,849
Human Services Department	12200 - Short-Term Rental Tax Fund	12200	BO-HS-H3000	12200-BO-HS-H3000	Addressing Homelessness	The purpose of the Addressing Homelessness Budget Summary Level is to support a range of programs that provide resources and services to Seattle’s low-income and homeless residents to reduce homelessness.	3,379,635
Human Services Department	14000 - Coronavirus Local Fiscal Recovery Fund	14000	BO-HS-H1000	14000-BO-HS-H1000	Supporting Affordability and Livability	The purpose of the Supporting Affordability & Livability Budget Summary Level is to support educational programs for children, youth, and families; and provide utility payment and transportation assistance to Seattle residents with low incomes.	2,500,000

Department	Fund	Fund Code	BSL Code	BCL Code	BSL Name	BSL Description	Total
Human Services Department	14000 - Coronavirus Local Fiscal Recovery Fund	14000	BO-HS-H3000	14000-BO-HS-H3000	Addressing Homelessness	The purpose of the Addressing Homelessness Budget Summary Level is to support a range of programs that provide resources and services to Seattle’s low-income and homeless residents to reduce homelessness.	22,312,968
Human Services Department	14500 - Payroll Expense Tax	14500	BO-HS-H3000	14500-BO-HS-H3000	Addressing Homelessness	The purpose of the Addressing Homelessness Budget Summary Level is to support a range of programs that provide resources and services to Seattle’s low-income and homeless residents to reduce homelessness.	9,311,244
Human Services Department	14500 - Payroll Expense Tax	14500	BO-HS-H7000	14500-BO-HS-H7000	Promoting Public Health	The purpose of the Promoting Public Health Budget Summary Level is to provide funds for public health services and programs, including primary care, medical, dental, and specialty services, and access to health insurance for at-risk and vulnerable populations; programs to provide access to chemical and dependency services; and programs to reduce the disparities in health among the Seattle population.	403,030
Human Services Department	16200 - Human Services Fund	16200	BO-HS-H1000	16200-BO-HS-H1000	Supporting Affordability and Livability	The purpose of the Supporting Affordability & Livability Budget Summary Level is to support educational programs for children, youth, and families; and provide utility payment and transportation assistance to Seattle residents with low incomes.	11,383,554
Human Services Department	16200 - Human Services Fund	16200	BO-HS-H2000	16200-BO-HS-H2000	Preparing Youth for Success	The purpose of the Preparing Youth for Success Budget Summary Level is to support programs that help youth succeed academically; learn job and life skills; and develop alternatives to criminal activity, violence, and homelessness.	155,885

Department	Fund	Fund Code	BSL Code	BCL Code	BSL Name	BSL Description	Total
Human Services Department	16200 - Human Services Fund	16200	BO-HS-H3000	16200-BO-HS-H3000	Addressing Homelessness	The purpose of the Addressing Homelessness Budget Summary Level is to support a range of programs that provide resources and services to Seattle’s low-income and homeless residents to reduce homelessness.	9,460,833
Human Services Department	16200 - Human Services Fund	16200	BO-HS-H4000	16200-BO-HS-H4000	Supporting Safe Communities	The purpose of the Supporting Safe Communities Budget Summary Level is to support programs that help reduce instances of individuals experiencing trauma, violence, and crisis.	50,500
Human Services Department	16200 - Human Services Fund	16200	BO-HS-H5000	16200-BO-HS-H5000	Leadership and Administration	The purpose of the Leadership & Administration Budget Summary Level is to provide executive, community, financial, human resource, technology, and business support to the Human Services Department.	3,498,095
Human Services Department	16200 - Human Services Fund	16200	BO-HS-H6000	16200-BO-HS-H6000	Promoting Healthy Aging	The purpose of the Promoting Healthy Aging Budget Summary Level is to give older adults the ability to age in place and experience stable health. Programs provide a network of community support that improves choice, promotes independence, and enhances the quality of life for older people and adults with disabilities.	48,186,768
Human Services Department	16200 - Human Services Fund	16200	BO-HS-H7000	16200-BO-HS-H7000	Promoting Public Health	The purpose of the Promoting Public Health Budget Summary Level is to provide funds for public health services and programs, including primary care, medical, dental, and specialty services, and access to health insurance for at-risk and vulnerable populations; programs to provide access to chemical and dependency services; and programs to reduce the disparities in health among the Seattle population.	18,025

Department	Fund	Fund Code	BSL Code	BCL Code	BSL Name	BSL Description	Total
Law Department	00100 - General Fund	00100	BO-LW-J1100	00100-BO-LW-J1100	Leadership and Administration	The purpose of the Leadership and Administration Budget Summary Level is to provide executive, financial, technological, administrative and managerial support to the Department.	11,609,642
Law Department	00100 - General Fund	00100	BO-LW-J1300	00100-BO-LW-J1300	Civil	The purpose of the Civil Budget Summary Level is to provide legal advice to the City's policy-makers, and to defend and represent the City, its employees, and officials before a variety of county, state, federal courts, and administrative bodies.	16,672,112
Law Department	00100 - General Fund	00100	BO-LW-J1500	00100-BO-LW-J1500	Criminal	The purpose of the Criminal Budget Summary Level includes prosecuting ordinance violations and misdemeanor crimes, maintaining case information and preparing effective case files for the court appearances of prosecuting attorneys, and assisting and advocating for victims of domestic violence throughout the court process.	9,409,095
Law Department	00100 - General Fund	00100	BO-LW-J1700	00100-BO-LW-J1700	Precinct Liaison	The purpose of the Precinct Liaison Budget Summary Level is to support a program where attorneys work in each of the City's five precincts, providing legal advice to police and other City departments. In helping to address a variety of neighborhood and community problems, the precinct liaison attorneys coordinate with the Civil and Criminal divisions with the goal of providing a consistent, thorough and effective approach.	701,808
Legislative Department	00100 - General Fund	00100	BO-LG-G1000	00100-BO-LG-G1000	Legislative Department	The purpose of the Legislative Department Budget Summary Level is to set policy, enact City laws, approve the City's budget, provide oversight of City departments, and support the mission of the Council.	14,114,678

Department	Fund	Fund Code	BSL Code	BCL Code	BSL Name	BSL Description	Total
Legislative Department	00100 - General Fund	00100	BO-LG-G2000	00100-BO-LG-G2000	Leadership and Administration	The purpose of the Leadership and Administration Budget Summary Level is to provide executive, community, financial, human resource, technology and business support to the department.	4,945,487
Office of Economic and Revenue Forecasts	00100 - General Fund	00100	BO-ER-10000	00100-BO-ER-10000	Economic and Revenue Forecasts	The purpose of the Economic and Revenue Forecasts Budget Summary Level is to provide support to the Forecast Council, perform economic and revenue forecasts, conduct special studies at the request of the Forecast Council, and provide ad hoc analytical support on economic and revenue estimation for legislative and executive staff consistent with the work program.	634,919
Office of Emergency Management	00100 - General Fund	00100	BO-EP-10000	00100-BO-EP-10000	Office of Emergency Management	The purpose of the Office of Emergency Management Budget Summary Level is to manage citywide emergency planning, hazard mitigation, disaster response and recovery coordination, community preparedness, and internal and external partnership building.	2,812,567
Office of Emergency Management	14000 - Coronavirus Local Fiscal Recovery Fund	14000	BO-EP-10000	14000-BO-EP-10000	Office of Emergency Management	The purpose of the Office of Emergency Management Budget Summary Level is to manage citywide emergency planning, hazard mitigation, disaster response and recovery coordination, community preparedness, and internal and external partnership building.	268,592
Office of Hearing Examiner	00100 - General Fund	00100	BO-HX-V1X00	00100-BO-HX-V1X00	Office of the Hearing Examiner	The purpose of the Office of Hearing Examiner Budget Summary Level is to conduct fair and impartial hearings in all subject areas where the Seattle Municipal Code grants authority to do so (there are currently more than 75 subject areas) and to issue decisions and recommendations consistent with applicable law.	1,078,071

Department	Fund	Fund Code	BSL Code	BCL Code	BSL Name	BSL Description	Total
Office of Inspector General for Public Safety	00100 - General Fund	00100	BO-IG-1000	00100-BO-IG-1000	Office of Inspector General for Public Safety	The purpose of the Office of Inspector General for Public Safety Budget Summary Level is to provide civilian oversight of management and operations of the Seattle Police Department (SPD) and Office of Police Accountability (OPA) as well as civilian review of criminal justice system operations and practices that involve SPD or OPA.	3,636,713
Office of the City Auditor	00100 - General Fund	00100	BO-AD-VG000	00100-BO-AD-VG000	Office of the City Auditor	The purpose of the Office of City Auditor Budget Summary Level is to provide unbiased analyses and objective recommendations to assist the City in using public resources more equitably, efficiently and effectively in delivering services to the public.	2,141,681
Police Relief and Pension	61060 - Police Relief & Pension Fund	61060	BO-PP-RP604	61060-BO-PP-RP604	Police Relief and Pension	The purpose of the Police Relief and Pension Budget Summary Level is to provide responsive benefit services to eligible active-duty and retired Seattle police officers.	26,680,278
Seattle Center	00100 - General Fund	00100	BO-SC-60000	00100-BO-SC-60000	Campus	The purpose of the Campus Budget Summary Level is to manage and operate Seattle Center’s Campus events, grounds and facilities.	9,354,354
Seattle Center	00100 - General Fund	00100	BO-SC-65000	00100-BO-SC-65000	McCaw Hall	The purpose of the McCaw Hall Budget Summary Level is to operate and maintain McCaw Hall.	723,800
Seattle Center	00100 - General Fund	00100	BO-SC-69000	00100-BO-SC-69000	Leadership and Administration	The purpose of the Leadership & Administration Budget Summary Level is to provide executive, community, financial, human resource, technology and business support to the department.	5,912,861
Seattle Center	00164 - Unrestricted Cumulative Reserve Fund	00164	BC-SC-S03P01	00164-BC-SC-S03P01	Building and Campus Improvements	The purpose of the Building and Campus Improvements Budget Summary Level is to provide for improvements throughout the Seattle Center campus, including buildings and building systems, open spaces, public gathering places, utility infrastructure, and long-range planning.	30,000

Department	Fund	Fund Code	BSL Code	BCL Code	BSL Name	BSL Description	Total
Seattle Center	11410 - Seattle Center Fund	11410	BC-SC-S9403	11410-BC-SC-S9403	Monorail Rehabilitation	The purpose of the Monorail Rehabilitation Budget Summary Level is to provide for the renovation and maintenance of the Seattle Center Monorail, including the two trains, the two stations, and the guideways that run in between.	1,255,000
Seattle Center	11410 - Seattle Center Fund	11410	BO-SC-60000	11410-BO-SC-60000	Campus	The purpose of the Campus Budget Summary Level is to manage and operate Seattle Center’s Campus events, grounds and facilities.	14,935,760
Seattle Center	11410 - Seattle Center Fund	11410	BO-SC-69000	11410-BO-SC-69000	Leadership and Administration	The purpose of the Leadership & Administration Budget Summary Level is to provide executive, community, financial, human resource, technology and business support to the department.	3,130,685
Seattle Center	11430 - Seattle Center McCaw Hall Fund	11430	BO-SC-65000	11430-BO-SC-65000	McCaw Hall	The purpose of the McCaw Hall Budget Summary Level is to operate and maintain McCaw Hall.	5,088,123
Seattle Center	30010 - REET I Capital Fund	30010	BC-SC-S03P01	30010-BC-SC-S03P01	Building and Campus Improvements	The purpose of the Building and Campus Improvements Budget Summary Level is to provide for improvements throughout the Seattle Center campus, including buildings and building systems, open spaces, public gathering places, utility infrastructure, and long-range planning.	10,767,986
Seattle Center	30010 - REET I Capital Fund	30010	BO-SC-65000	30010-BO-SC-65000	McCaw Hall	The purpose of the McCaw Hall Budget Summary Level is to operate and maintain McCaw Hall.	281,000
Seattle Center	34070 - McCaw Hall Capital Reserve	34070	BC-SC-S0303	34070-BC-SC-S0303	McCaw Hall Capital Reserve	The purpose of the McCaw Hall Capital Reserve Fund Budget Summary Level is to maintain and enhance the McCaw Hall facility.	597,987

Department	Fund	Fund Code	BSL Code	BCL Code	BSL Name	BSL Description	Total
Seattle City Light	41000 - Light Fund	41000	BC-CL-W	41000-BC-CL-W	Conservation & Environmental - CIP	The purpose of the Conservation & Environmental - CIP Budget Summary Level is to provide for the costs of conservation incentives and other energy efficiency programs. This Budget Summary Level also supports the utility's renewable resource development programs, hydroelectric relicensing, and real estate.	42,723,625
Seattle City Light	41000 - Light Fund	41000	BC-CL-X	41000-BC-CL-X	Power Supply - CIP	The purpose of the Power Supply - CIP Budget Summary Level is to provide for the capital costs of electrification, facility improvements, maintaining the physical generating plant and associated power licenses, and regulatory requirements. This Budget Summary Level supports capital projects identified in the department's Capital Improvement Plan.	126,960,690
Seattle City Light	41000 - Light Fund	41000	BC-CL-Y	41000-BC-CL-Y	Transmission and Distribution - CIP	The purpose of the Transmission and Distribution - CIP Budget Summary Level is to provide for the capital costs of installation, major maintenance, rehabilitation, and replacement of transmission lines, substations, distribution feeders, transformers, and other elements of the utility's transmission and distribution systems. This Budget Summary Level supports capital projects identified in the department's Capital Improvement Plan.	179,559,216

Department	Fund	Fund Code	BSL Code	BCL Code	BSL Name	BSL Description	Total
Seattle City Light	41000 - Light Fund	41000	BC-CL-Z	41000-BC-CL-Z	Customer Focused - CIP	The purpose of the Customer Focused - CIP Budget Summary Level is to provide for the capital costs of rehabilitation and replacement of the utility's financial systems and information technology infrastructure, the development and implementation of large software applications, customer service connections, meters, and other customer-driven projects, including large inter-agency projects requiring utility services or relocations. This Budget Summary Level supports capital projects identified in the department's Capital Improvement Plan.	108,452,261
Seattle City Light	41000 - Light Fund	41000	BO-CL-ADMIN	41000-BO-CL-ADMIN	Leadership and Administration	The purpose of the Leadership and Administration Budget Summary Level is to provide overall management and policy direction for Seattle City Light and to provide core management and administrative services such as communications, finance, human resources, facility management and IT program support. This BSL is also utilized to provide for the general expenses of the utility that are not attributable to a specific organizational unit such as insurance and bond issue costs, legal fees, indirect costs related to employee benefits and PTO, general claims costs, and services provided by the City's internal services departments through the central cost allocation mechanism.	150,388,342
Seattle City Light	41000 - Light Fund	41000	BO-CL-CUSTCARE	41000-BO-CL-CUSTCARE	Customer Care	The purpose of the Customer Service Budget Summary Level is to provide customer experience support specific to customer information systems and to implement demand-side conservation measures that offset the need for additional generation resources.	39,081,639

Department	Fund	Fund Code	BSL Code	BCL Code	BSL Name	BSL Description	Total
Seattle City Light	41000 - Light Fund	41000	BO-CL-DEBTSRVC	41000-BO-CL-DEBTSRVC	Debt Service	The purpose of the Debt Service Budget Summary Level is to meet principal repayment and interest obligations on funds borrowed to meet City Light's capital expenditure requirements.	245,827,885
Seattle City Light	41000 - Light Fund	41000	BO-CL-PWRSUPPLY	41000-BO-CL-PWRSUPPLY	Power Supply O&M	The purpose of the Power Supply O&M Budget Summary Level is to support transportation electrification, solar, and other technologies; implement demand-side conservation measures that offset the need for additional generation resources; and monitor compliance with federal electric reliability standards. The power marketing operations of the utility are also included in this Budget Summary Level.	328,723,748
Seattle City Light	41000 - Light Fund	41000	BO-CL-TAXES	41000-BO-CL-TAXES	Taxes	The purpose of the Taxes Budget Summary Level is to pay City Light's legally required tax payments for state, city, and local jurisdictions. This Budget Summary Level includes funding for franchise contract payments negotiated with local jurisdictions in City Light's service territory.	114,320,504
Seattle City Light	41000 - Light Fund	41000	BO-CL-UTILOPS	41000-BO-CL-UTILOPS	Utility Operations O&M	The purpose of the Utility Operations O&M Budget Summary Level is to provide reliable electricity to customers through operation and maintenance of City Light's power production facilities, substations, transmission systems, and overhead and underground distribution systems in a clean, safe, efficient, reliable, and environmentally responsible manner. The utility's energy delivery engineering, power production engineering, generation operations, asset management, power system functions, renewable resource development programs, hydroelectric relicensing, and real estate are also included in this Budget Summary Level.	129,491,762

Department	Fund	Fund Code	BSL Code	BCL Code	BSL Name	BSL Description	Total
Seattle Department of Construction and Inspections	00100 - General Fund	00100	BO-CI-U2200	00100-BO-CI-U2200	Land Use Services	The purpose of the Land Use Services Budget Summary Level is to provide land use permitting services.	299,800
Seattle Department of Construction and Inspections	00100 - General Fund	00100	BO-CI-U23A0	00100-BO-CI-U23A0	Inspections	The purpose of the Inspections Budget Summary Level is to provide on-site inspections of property under development, inspections of mechanical equipment at installation and on an annual or biennial cycle, and certification of installers and mechanics.	226,182
Seattle Department of Construction and Inspections	00100 - General Fund	00100	BO-CI-U2400	00100-BO-CI-U2400	Compliance	The purpose of the Compliance Budget Summary Level is to ensure land and buildings are developed, used and maintained according to applicable code standards, reduce deterioration of structures and properties, enforce tenant protections, and support outreach and education for landlords and tenants in coordination with other departments and community organizations.	7,290,172
Seattle Department of Construction and Inspections	00100 - General Fund	00100	BO-CI-U2600	00100-BO-CI-U2600	Government Policy, Safety & Support	The purpose of the Government Policy, Safety & Support Budget Summary Level is to develop and update land use code and technical code regulations, and provide appropriate support for disaster preparation, mitigation, response, and recovery services.	1,220,919
Seattle Department of Construction and Inspections	00164 - Unrestricted Cumulative Reserve Fund	00164	BO-CI-U2400	00164-BO-CI-U2400	Compliance	The purpose of the Compliance Budget Summary Level is to ensure land and buildings are developed, used and maintained according to applicable code standards, reduce deterioration of structures and properties, enforce tenant protections, and support outreach and education for landlords and tenants in coordination with other departments and community organizations.	141,613

Department	Fund	Fund Code	BSL Code	BCL Code	BSL Name	BSL Description	Total
Seattle Department of Construction and Inspections	30010 - REET I Capital Fund	30010	BO-CI-U2400	30010-BO-CI-U2400	Compliance	The purpose of the Compliance Budget Summary Level is to ensure land and buildings are developed, used and maintained according to applicable code standards, reduce deterioration of structures and properties, enforce tenant protections, and support outreach and education for landlords and tenants in coordination with other departments and community organizations.	360,000
Seattle Department of Construction and Inspections	48100 - Construction and Inspections	48100	BO-CI-U2200	48100-BO-CI-U2200	Land Use Services	The purpose of the Land Use Services Budget Summary Level is to provide land use permitting services.	24,606,652
Seattle Department of Construction and Inspections	48100 - Construction and Inspections	48100	BO-CI-U2300	48100-BO-CI-U2300	Permit Services	The purpose of the Permit Services Budget Summary Level is to facilitate the review of development plans and processing of permits.	29,587,305
Seattle Department of Construction and Inspections	48100 - Construction and Inspections	48100	BO-CI-U23A0	48100-BO-CI-U23A0	Inspections	The purpose of the Inspections Budget Summary Level is to provide on-site inspections of property under development, inspections of mechanical equipment at installation and on an annual or biennial cycle, and certification of installers and mechanics.	30,366,670
Seattle Department of Construction and Inspections	48100 - Construction and Inspections	48100	BO-CI-U2400	48100-BO-CI-U2400	Compliance	The purpose of the Compliance Budget Summary Level is to ensure land and buildings are developed, used and maintained according to applicable code standards, reduce deterioration of structures and properties, enforce tenant protections, and support outreach and education for landlords and tenants in coordination with other departments and community organizations.	4,652,664

Department	Fund	Fund Code	BSL Code	BCL Code	BSL Name	BSL Description	Total
Seattle Department of Construction and Inspections	48100 - Construction and Inspections	48100	BO-CI-U2600	48100-BO-CI-U2600	Government Policy, Safety & Support	The purpose of the Government Policy, Safety & Support Budget Summary Level is to develop and update land use code and technical code regulations, and provide appropriate support for disaster preparation, mitigation, response, and recovery services.	1,376,999
Seattle Department of Construction and Inspections	48100 - Construction and Inspections	48100	BO-CI-U2800	48100-BO-CI-U2800	Process Improvements & Technology	The purpose of the Process Improvements and Technology Budget Summary Level is to allow the department to plan and implement continuous improvements to its business processes, including related staff training and equipment purchases. The purpose includes ensuring the Department's major technology investments are maintained, upgraded, or replaced when necessary.	9,853,160
Seattle Department of Human Resources	00100 - General Fund	00100	BO-HR-N6000	00100-BO-HR-N6000	HR Services	The purpose of the HR Services Budget Summary Level is to provide Citywide strategic and technical human resources support while incorporating workforce equity strategies. This BSL administers employee benefits including health care and workers’ compensation, the voluntary deferred compensation plan, and absence management; provides recruitment and staffing services; delivers employee training and development services; and negotiates and implements collective bargaining agreements. Other functions include safety, compensation/classification, supported employment programs, and Citywide human resources information management services.	23,434,455

Department	Fund	Fund Code	BSL Code	BCL Code	BSL Name	BSL Description	Total
Seattle Department of Human Resources	10110 - Industrial Insurance Fund	10110	BO-HR-INDINS	10110-BO-HR-INDINS	Industrial Insurance Services	The purpose of the Industrial Insurance Budget Summary Level is to provide for medical, wage replacement, pension, and disability claims related to occupational injuries and illnesses, occupational medical monitoring, workplace safety programs, and related expenses.	33,606,314
Seattle Department of Human Resources	10111 - Unemployment Insurance Fund	10111	BO-HR-UNEMP	10111-BO-HR-UNEMP	Unemployment Services	The purpose of the Unemployment Insurance Budget Summary Level is to provide the budget authority for the City to pay unemployment compensation expenses.	2,510,000
Seattle Department of Human Resources	10112 - Health Care Fund	10112	BO-HR-HEALTH	10112-BO-HR-HEALTH	Health Care Services	The purpose of the Health Care Budget Summary Level is to provide for the City's medical, dental, and vision insurance programs; the Flexible Spending Account; the Employee Assistance Program; and COBRA continuation coverage costs.	302,144,814
Seattle Department of Human Resources	10113 - Group Term Life Fund	10113	BO-HR-GTL	10113-BO-HR-GTL	GTL/LTD/AD&D Insurance Service	The purpose of the Group Term Life Budget Summary Level is to provide appropriation authority for the City's group term life insurance, long-term disability insurance, and accidental death and dismemberment insurance.	6,663,381
Seattle Department of Human Resources	14000 - Coronavirus Local Fiscal Recovery Fund	14000	BO-HR-N5000	14000-BO-HR-N5000	Leadership and Administration	The purpose of the Leadership and Administration Budget Summary Level is to establish Citywide personnel rules and policies; provide consultative assistance to employees, departments, and policymakers; and lead Citywide programs and initiatives with the underlying objective of workforce equity. This Budget Summary Level also provides services that support City and SDHR department management, including financial and accounting services.	450,000

Department	Fund	Fund Code	BSL Code	BCL Code	BSL Name	BSL Description	Total
Seattle Department of Human Resources	63100 - Fire Fighters Healthcare Fund	63100	BO-HR-HEALTH	63100-BO-HR-HEALTH	Health Care Services	The purpose of the Health Care Budget Summary Level is to provide for the City's medical, dental, and vision insurance programs; the Flexible Spending Account; the Employee Assistance Program; and COBRA continuation coverage costs.	2,000,000
Seattle Department of Transportation	00100 - General Fund	00100	BC-TR-19001	00100-BC-TR-19001	Major Maintenance/Replacement	The purpose of the Major Maintenance/Replacement Budget Summary Level is to provide maintenance and replacement of roads, trails, bike paths, bridges and structures.	222,890
Seattle Department of Transportation	00100 - General Fund	00100	BC-TR-19003	00100-BC-TR-19003	Mobility-Capital	The purpose of the Mobility-Capital Budget Summary Level is to help maximize the movement of traffic throughout the city by enhancing all modes of transportation including corridor and intersection improvements, transit and HOV improvements, and sidewalk and pedestrian facilities.	4,264,837
Seattle Department of Transportation	00100 - General Fund	00100	BO-TR-17001	00100-BO-TR-17001	Bridges & Structures	The purpose of the Bridges and Structures Budget Summary Level is to maintain the City's bridges and structures which helps provide for the safe and efficient movement of people, goods, and services throughout the City. Additionally, the BSL provides general construction management, engineering support for street vacations, scoping of neighborhood projects, and other transportation activities requiring engineering oversight.	4,980,102

Department	Fund	Fund Code	BSL Code	BCL Code	BSL Name	BSL Description	Total
Seattle Department of Transportation	00100 - General Fund	00100	BO-TR-17003	00100-BO-TR-17003	Mobility Operations	The purpose of the Mobility-Operations Budget Summary Level is to promote the safe and efficient operation of all transportation modes in the city. This includes managing the parking, pedestrian, and bicycle infrastructure; implementing neighborhood plans; encouraging alternative modes of transportation; and maintaining and improving signals and the non-electrical transportation management infrastructure.	20,645,390
Seattle Department of Transportation	00100 - General Fund	00100	BO-TR-17005	00100-BO-TR-17005	Maintenance Operations	The purpose of the Maintenance Operations Budget Summary Level is to maintain the City's roadways and sidewalks; maintain, protect and expand the City's urban landscape in the street right-of-way through the maintenance and planting of new trees and landscaping to enhance the environment and aesthetics of the city; and manage and administer street parking rules and regulations in the right-of-way.	11,683,580
Seattle Department of Transportation	00100 - General Fund	00100	BO-TR-17006	00100-BO-TR-17006	Parking Enforcement	The purpose of the Parking Enforcement Budget Summary Level is to help manage the right-of-way by enforcing parking regulations, providing traffic control for events and incidents, and performing other related activities.	18,446,040
Seattle Department of Transportation	00100 - General Fund	00100	BO-TR-18002	00100-BO-TR-18002	General Expense	The purpose of the General Expense Budget Summary Level is to pay for general business expenses necessary to the overall delivery of transportation services, such as Judgment and Claims contributions and debt service payments.	11,105,507

Department	Fund	Fund Code	BSL Code	BCL Code	BSL Name	BSL Description	Total
Seattle Department of Transportation	00164 - Unrestricted Cumulative Reserve Fund	00164	BC-TR-19003	00164-BC-TR-19003	Mobility-Capital	The purpose of the Mobility-Capital Budget Summary Level is to help maximize the movement of traffic throughout the city by enhancing all modes of transportation including corridor and intersection improvements, transit and HOV improvements, and sidewalk and pedestrian facilities.	2,000,000
Seattle Department of Transportation	10398 - Move Seattle Levy Fund	10398	BC-TR-19001	10398-BC-TR-19001	Major Maintenance/Replacement	The purpose of the Major Maintenance/Replacement Budget Summary Level is to provide maintenance and replacement of roads, trails, bike paths, bridges and structures.	59,043,902
Seattle Department of Transportation	10398 - Move Seattle Levy Fund	10398	BC-TR-19003	10398-BC-TR-19003	Mobility-Capital	The purpose of the Mobility-Capital Budget Summary Level is to help maximize the movement of traffic throughout the city by enhancing all modes of transportation including corridor and intersection improvements, transit and HOV improvements, and sidewalk and pedestrian facilities.	55,711,065
Seattle Department of Transportation	10398 - Move Seattle Levy Fund	10398	BO-TR-17001	10398-BO-TR-17001	Bridges & Structures	The purpose of the Bridges and Structures Budget Summary Level is to maintain the City's bridges and structures which helps provide for the safe and efficient movement of people, goods, and services throughout the City. Additionally, the BSL provides general construction management, engineering support for street vacations, scoping of neighborhood projects, and other transportation activities requiring engineering oversight.	2,800,148

Department	Fund	Fund Code	BSL Code	BCL Code	BSL Name	BSL Description	Total
Seattle Department of Transportation	10398 - Move Seattle Levy Fund	10398	BO-TR-17003	10398-BO-TR-17003	Mobility Operations	The purpose of the Mobility-Operations Budget Summary Level is to promote the safe and efficient operation of all transportation modes in the city. This includes managing the parking, pedestrian, and bicycle infrastructure; implementing neighborhood plans; encouraging alternative modes of transportation; and maintaining and improving signals and the non-electrical transportation management infrastructure.	4,915,550
Seattle Department of Transportation	10398 - Move Seattle Levy Fund	10398	BO-TR-17005	10398-BO-TR-17005	Maintenance Operations	The purpose of the Maintenance Operations Budget Summary Level is to maintain the City's roadways and sidewalks; maintain, protect and expand the City's urban landscape in the street right-of-way through the maintenance and planting of new trees and landscaping to enhance the environment and aesthetics of the city; and manage and administer street parking rules and regulations in the right-of-way.	2,269,053
Seattle Department of Transportation	10800 - Seattle Streetcar Operations	10800	BO-TR-12001	10800-BO-TR-12001	South Lake Union Streetcar Operations	The purpose of the South Lake Union Streetcar Operations Budget Summary Level is to operate and maintain the South Lake Union Seattle Streetcar.	4,324,358
Seattle Department of Transportation	10800 - Seattle Streetcar Operations	10800	BO-TR-12002	10800-BO-TR-12002	First Hill Streetcar Operations	The purpose of the First Hill Streetcar Operations Budget Summary Level is to operate and maintain the First Hill Seattle Streetcar.	9,666,145
Seattle Department of Transportation	13000 - Transportation Fund	13000	BC-TR-16000	13000-BC-TR-16000	Central Waterfront	The purpose of the Central Waterfront Budget Summary Level is to design, manage, and construct improvements to the transportation infrastructure and public spaces along the Central Waterfront.	6,294,003

Department	Fund	Fund Code	BSL Code	BCL Code	BSL Name	BSL Description	Total
Seattle Department of Transportation	13000 - Transportation Fund	13000	BC-TR-19001	13000-BC-TR-19001	Major Maintenance/Replacement	The purpose of the Major Maintenance/Replacement Budget Summary Level is to provide maintenance and replacement of roads, trails, bike paths, bridges and structures.	5,925,086
Seattle Department of Transportation	13000 - Transportation Fund	13000	BC-TR-19002	13000-BC-TR-19002	Major Projects	The purpose of the Major Projects Budget Summary Level is to design, manage and construct improvements to the transportation infrastructure for the benefit of the traveling public including freight, transit, other public agencies, pedestrians, bicyclists and motorists.	1,951,405
Seattle Department of Transportation	13000 - Transportation Fund	13000	BC-TR-19003	13000-BC-TR-19003	Mobility-Capital	The purpose of the Mobility-Capital Budget Summary Level is to help maximize the movement of traffic throughout the city by enhancing all modes of transportation including corridor and intersection improvements, transit and HOV improvements, and sidewalk and pedestrian facilities.	65,312,128
Seattle Department of Transportation	13000 - Transportation Fund	13000	BO-TR-16000	13000-BO-TR-16000	Waterfront and Civic Projects	The purpose of the Waterfront and Civic Projects Summary Level is to pay for expenses related to reimbursable design and construction services provided by the Central Waterfront program for other City departments and external partners. Additionally, the BSL provides planning and leadership support for other Civic Projects.	27,930,253

Department	Fund	Fund Code	BSL Code	BCL Code	BSL Name	BSL Description	Total
Seattle Department of Transportation	13000 - Transportation Fund	13000	BO-TR-17001	13000-BO-TR-17001	Bridges & Structures	The purpose of the Bridges and Structures Budget Summary Level is to maintain the City's bridges and structures which helps provide for the safe and efficient movement of people, goods, and services throughout the City. Additionally, the BSL provides general construction management, engineering support for street vacations, scoping of neighborhood projects, and other transportation activities requiring engineering oversight.	6,645,437
Seattle Department of Transportation	13000 - Transportation Fund	13000	BO-TR-17003	13000-BO-TR-17003	Mobility Operations	The purpose of the Mobility-Operations Budget Summary Level is to promote the safe and efficient operation of all transportation modes in the city. This includes managing the parking, pedestrian, and bicycle infrastructure; implementing neighborhood plans; encouraging alternative modes of transportation; and maintaining and improving signals and the non-electrical transportation management infrastructure.	21,168,897
Seattle Department of Transportation	13000 - Transportation Fund	13000	BO-TR-17004	13000-BO-TR-17004	ROW Management	The purpose of the (Right-of-Way) ROW Management Budget Summary Level is to review projects throughout the city for code compliance for uses of the right-of-way and to provide plan review, utility permit and street use permit issuance, and utility inspection and mapping services.	42,130,232

Department	Fund	Fund Code	BSL Code	BCL Code	BSL Name	BSL Description	Total
Seattle Department of Transportation	13000 - Transportation Fund	13000	BO-TR-17005	13000-BO-TR-17005	Maintenance Operations	The purpose of the Maintenance Operations Budget Summary Level is to maintain the City's roadways and sidewalks; maintain, protect and expand the City's urban landscape in the street right-of-way through the maintenance and planting of new trees and landscaping to enhance the environment and aesthetics of the city; and manage and administer street parking rules and regulations in the right-of-way.	22,316,098
Seattle Department of Transportation	13000 - Transportation Fund	13000	BO-TR-18002	13000-BO-TR-18002	General Expense	The purpose of the General Expense Budget Summary Level is to pay for general business expenses necessary to the overall delivery of transportation services, such as Judgment and Claims contributions and debt service payments.	40,358,451
Seattle Department of Transportation	14000 - Coronavirus Local Fiscal Recovery Fund	14000	BO-TR-17005	14000-BO-TR-17005	Maintenance Operations	The purpose of the Maintenance Operations Budget Summary Level is to maintain the City's roadways and sidewalks; maintain, protect and expand the City's urban landscape in the street right-of-way through the maintenance and planting of new trees and landscaping to enhance the environment and aesthetics of the city; and manage and administer street parking rules and regulations in the right-of-way.	2,800,000
Seattle Department of Transportation	14500 - Payroll Expense Tax	14500	BO-TR-17003	14500-BO-TR-17003	Mobility Operations	The purpose of the Mobility-Operations Budget Summary Level is to promote the safe and efficient operation of all transportation modes in the city. This includes managing the parking, pedestrian, and bicycle infrastructure; implementing neighborhood plans; encouraging alternative modes of transportation; and maintaining and improving signals and the non-electrical transportation management infrastructure.	300,000

Department	Fund	Fund Code	BSL Code	BCL Code	BSL Name	BSL Description	Total
Seattle Department of Transportation	18500 - School Safety Traffic and Pedestrian Improvement Fund	18500	BC-TR-19003	18500-BC-TR-19003	Mobility-Capital	The purpose of the Mobility-Capital Budget Summary Level is to help maximize the movement of traffic throughout the city by enhancing all modes of transportation including corridor and intersection improvements, transit and HOV improvements, and sidewalk and pedestrian facilities.	7,997,033
Seattle Department of Transportation	18500 - School Safety Traffic and Pedestrian Improvement Fund	18500	BO-TR-17003	18500-BO-TR-17003	Mobility Operations	The purpose of the Mobility-Operations Budget Summary Level is to promote the safe and efficient operation of all transportation modes in the city. This includes managing the parking, pedestrian, and bicycle infrastructure; implementing neighborhood plans; encouraging alternative modes of transportation; and maintaining and improving signals and the non-electrical transportation management infrastructure.	943,347
Seattle Department of Transportation	19900 - Transportation Benefit District Fund	19900	BC-TR-19001	19900-BC-TR-19001	Major Maintenance/Replacement	The purpose of the Major Maintenance/Replacement Budget Summary Level is to provide maintenance and replacement of roads, trails, bike paths, bridges and structures.	2,141,209
Seattle Department of Transportation	19900 - Transportation Benefit District Fund	19900	BC-TR-19003	19900-BC-TR-19003	Mobility-Capital	The purpose of the Mobility-Capital Budget Summary Level is to help maximize the movement of traffic throughout the city by enhancing all modes of transportation including corridor and intersection improvements, transit and HOV improvements, and sidewalk and pedestrian facilities.	13,704,833

Department	Fund	Fund Code	BSL Code	BCL Code	BSL Name	BSL Description	Total
Seattle Department of Transportation	19900 - Transportation Benefit District Fund	19900	BO-TR-17001	19900-BO-TR-17001	Bridges & Structures	The purpose of the Bridges and Structures Budget Summary Level is to maintain the City’s bridges and structures which helps provide for the safe and efficient movement of people, goods, and services throughout the City. Additionally, the BSL provides general construction management, engineering support for street vacations, scoping of neighborhood projects, and other transportation activities requiring engineering oversight.	1,890,320
Seattle Department of Transportation	19900 - Transportation Benefit District Fund	19900	BO-TR-17003	19900-BO-TR-17003	Mobility Operations	The purpose of the Mobility-Operations Budget Summary Level is to promote the safe and efficient operation of all transportation modes in the city. This includes managing the parking, pedestrian, and bicycle infrastructure; implementing neighborhood plans; encouraging alternative modes of transportation; and maintaining and improving signals and the non-electrical transportation management infrastructure.	48,773,792
Seattle Department of Transportation	19900 - Transportation Benefit District Fund	19900	BO-TR-17005	19900-BO-TR-17005	Maintenance Operations	The purpose of the Maintenance Operations Budget Summary Level is to maintain the City’s roadways and sidewalks; maintain, protect and expand the City’s urban landscape in the street right-of-way through the maintenance and planting of new trees and landscaping to enhance the environment and aesthetics of the city; and manage and administer street parking rules and regulations in the right-of-way.	3,432,960

Department	Fund	Fund Code	BSL Code	BCL Code	BSL Name	BSL Description	Total
Seattle Department of Transportation	30010 - REET I Capital Fund	30010	BC-TR-19003	30010-BC-TR-19003	Mobility-Capital	The purpose of the Mobility-Capital Budget Summary Level is to help maximize the movement of traffic throughout the city by enhancing all modes of transportation including corridor and intersection improvements, transit and HOV improvements, and sidewalk and pedestrian facilities.	5,114,942
Seattle Department of Transportation	30020 - REET II Capital Fund	30020	BC-TR-16000	30020-BC-TR-16000	Central Waterfront	The purpose of the Central Waterfront Budget Summary Level is to design, manage, and construct improvements to the transportation infrastructure and public spaces along the Central Waterfront.	3,100,001
Seattle Department of Transportation	30020 - REET II Capital Fund	30020	BC-TR-19001	30020-BC-TR-19001	Major Maintenance/Replacement	The purpose of the Major Maintenance/Replacement Budget Summary Level is to provide maintenance and replacement of roads, trails, bike paths, bridges and structures.	10,958,341
Seattle Department of Transportation	30020 - REET II Capital Fund	30020	BC-TR-19003	30020-BC-TR-19003	Mobility-Capital	The purpose of the Mobility-Capital Budget Summary Level is to help maximize the movement of traffic throughout the city by enhancing all modes of transportation including corridor and intersection improvements, transit and HOV improvements, and sidewalk and pedestrian facilities.	5,781,445
Seattle Department of Transportation	30020 - REET II Capital Fund	30020	BO-TR-18002	30020-BO-TR-18002	General Expense	The purpose of the General Expense Budget Summary Level is to pay for general business expenses necessary to the overall delivery of transportation services, such as Judgment and Claims contributions and debt service payments.	8,052,730
Seattle Department of Transportation	35040 - Waterfront LID #6751	35040	BC-TR-16000	35040-BC-TR-16000	Central Waterfront	The purpose of the Central Waterfront Budget Summary Level is to design, manage, and construct improvements to the transportation infrastructure and public spaces along the Central Waterfront.	65,173,003

Department	Fund	Fund Code	BSL Code	BCL Code	BSL Name	BSL Description	Total
Seattle Department of Transportation	35900 - Central Waterfront Improvement Fund	35900	BC-TR-16000	35900-BC-TR-16000	Central Waterfront	The purpose of the Central Waterfront Budget Summary Level is to design, manage, and construct improvements to the transportation infrastructure and public spaces along the Central Waterfront.	22,144,302
Seattle Department of Transportation	35900 - Central Waterfront Improvement Fund	35900	BO-TR-16000	35900-BO-TR-16000	Waterfront and Civic Projects	The purpose of the Waterfront and Civic Projects Summary Level is to pay for expenses related to reimbursable design and construction services provided by the Central Waterfront program for other City departments and external partners. Additionally, the BSL provides planning and leadership support for other Civic Projects.	144,300
Seattle Department of Transportation	36500 - 2018 Multipurpose LTGO Bond Fund	36500	BC-TR-19001	36500-BC-TR-19001	Major Maintenance/Replacement	The purpose of the Major Maintenance/Replacement Budget Summary Level is to provide maintenance and replacement of roads, trails, bike paths, bridges and structures.	157,440
Seattle Department of Transportation	36810 - 2021 West Seattle Bridge Repair LTGO Bond Fund	36810	BC-TR-19001	36810-BC-TR-19001	Major Maintenance/Replacement	The purpose of the Major Maintenance/Replacement Budget Summary Level is to provide maintenance and replacement of roads, trails, bike paths, bridges and structures.	1,902,559
Seattle Department of Transportation	36810 - 2021 West Seattle Bridge Repair LTGO Bond Fund	36810	BC-TR-19003	36810-BC-TR-19003	Mobility-Capital	The purpose of the Mobility-Capital Budget Summary Level is to help maximize the movement of traffic throughout the city by enhancing all modes of transportation including corridor and intersection improvements, transit and HOV improvements, and sidewalk and pedestrian facilities.	978,872
Seattle Department of Transportation	36900 - 2022 Multipurpose LTGO Bond Fund	36900	BC-TR-16000	36900-BC-TR-16000	Central Waterfront	The purpose of the Central Waterfront Budget Summary Level is to design, manage, and construct improvements to the transportation infrastructure and public spaces along the Central Waterfront.	10,274,999

Department	Fund	Fund Code	BSL Code	BCL Code	BSL Name	BSL Description	Total
Seattle Department of Transportation	36900 - 2022 Multipurpose LTGO Bond Fund	36900	BC-TR-19001	36900-BC-TR-19001	Major Maintenance/Replacement	The purpose of the Major Maintenance/Replacement Budget Summary Level is to provide maintenance and replacement of roads, trails, bike paths, bridges and structures.	44,634,160
Seattle Department of Transportation	36900 - 2022 Multipurpose LTGO Bond Fund	36900	BC-TR-19003	36900-BC-TR-19003	Mobility-Capital	The purpose of the Mobility-Capital Budget Summary Level is to help maximize the movement of traffic throughout the city by enhancing all modes of transportation including corridor and intersection improvements, transit and HOV improvements, and sidewalk and pedestrian facilities.	1,150,000
Seattle Department of Transportation	36910 - 2022 LTGO Taxable Bond Fund	36910	BC-TR-16000	36910-BC-TR-16000	Central Waterfront	The purpose of the Central Waterfront Budget Summary Level is to design, manage, and construct improvements to the transportation infrastructure and public spaces along the Central Waterfront.	4,630,001
Seattle Fire Department	00100 - General Fund	00100	BO-FD-F1000	00100-BO-FD-F1000	Leadership and Administration	The purpose of the Leadership and Administration Budget Summary Level is to provide strategy and policy, public outreach and education, information and personnel management, recruitment and training of uniformed staff; allocate and manage available resources; and provide logistical support needed to achieve the Department's mission.	44,397,912
Seattle Fire Department	00100 - General Fund	00100	BO-FD-F3000	00100-BO-FD-F3000	Operations	The purpose of the Operations Budget Summary Level is to provide emergency and disaster response capabilities for fire suppression, emergency medical needs, hazardous materials, weapons of mass destruction, and search and rescue. In addition, reduce injuries by identifying and changing practices that place firefighters at greater risk and provide communication services.	210,731,001

Department	Fund	Fund Code	BSL Code	BCL Code	BSL Name	BSL Description	Total
Seattle Fire Department	00100 - General Fund	00100	BO-FD-F5000	00100-BO-FD-F5000	Fire Prevention	The purpose of the Fire Prevention Budget Summary Level is to provide Fire Code enforcement to help prevent injury and loss from fire and other hazards.	11,535,527
Seattle Information Technology Department	10101 - Cable TV Franchise Fund	10101	BO-IT-D0200	10101-BO-IT-D0200	Cable Franchise	The purpose of the Cable Fee Support to Information Technology Fund Budget Control Level is to authorize the transfer of resources from the Cable Television Franchise Fund to the Seattle Information Technology Department's Information Technology Fund. These resources are used by the department for a variety of programs consistent with Resolution 30379.	6,414,265
Seattle Information Technology Department	14000 - Coronavirus Local Fiscal Recovery Fund	14000	BO-IT-D0600	14000-BO-IT-D0600	Applications	The Applications Services Budget Summary Level designs, develops, and supports application solutions for both individual business and enterprise platform needs. In addition, it advances several IT functions, practices, and services such as vendor management, enterprise architecture, automation, quality assurance and analytics.	5,942,832
Seattle Information Technology Department	50410 - Information Technology Fund	50410	BC-IT-C0700	50410-BC-IT-C0700	Capital Improvement Projects	The Capital Improvement Projects Budget Summary Level provides support for citywide or department-specific IT projects and initiatives within Seattle IT's Capital Improvement Program (CIP).	27,985,346
Seattle Information Technology Department	50410 - Information Technology Fund	50410	BO-IT-D0100	50410-BO-IT-D0100	Leadership and Administration	The Leadership and Administration Budget Summary Level provides executive, community, financial, human resource, and business support to Seattle IT.	29,039,619

Department	Fund	Fund Code	BSL Code	BCL Code	BSL Name	BSL Description	Total
Seattle Information Technology Department	50410 - Information Technology Fund	50410	BO-IT-D0300	50410-BO-IT-D0300	Technology Infrastructure	The Technology Infrastructure Budget Summary Level develops, maintains, and manages core IT services including communications and data networks, data center and cloud computing infrastructure, and database systems.	49,714,696
Seattle Information Technology Department	50410 - Information Technology Fund	50410	BO-IT-D0400	50410-BO-IT-D0400	Frontline Services and Workplace	The Frontline Services and Workplace Budget Summary Level develops, maintains, and manages all client support services, including incident resolution, end-user equipment and software deployment, device maintenance, operating system configuration and management, digital tools that enable everyday work, public-facing communications software development, and support. This Budget Summary Level also includes the Seattle Channel as the public-facing entity of the department and the Broadband and Community Technology programs.	51,505,057
Seattle Information Technology Department	50410 - Information Technology Fund	50410	BO-IT-D0500	50410-BO-IT-D0500	Digital Security & Risk	The Digital Security and Risk Budget Summary Level provides security and risk mitigation services for the City's computing environments, and develops, applies, and monitors compliance with technology policies and procedures. This Budget Summary Level also includes the department's Emergency Management team.	7,209,229
Seattle Information Technology Department	50410 - Information Technology Fund	50410	BO-IT-D0600	50410-BO-IT-D0600	Applications	The Applications Services Budget Summary Level designs, develops, and supports application solutions for both individual business and enterprise platform needs. In addition, it advances several IT functions, practices, and services such as vendor management, enterprise architecture, automation, quality assurance and analytics.	99,631,328

Department	Fund	Fund Code	BSL Code	BCL Code	BSL Name	BSL Description	Total
Seattle Information Technology Department	50410 - Information Technology Fund	50410	BO-IT-D0800	50410-BO-IT-D0800	Client Solutions	The Client Solutions Budget Summary Level provides account management and support for Seattle IT customers, which includes services that build and mature relationships, support and facilitate strategic planning, guide technology learning and decisions through customer innovation labs, establish standards for Project Management and Business Analysis services for all IT projects, facilitate IT project intake analysis, and support consistent communication and customer service practices across all customer-facing divisions.	5,368,747
Seattle Municipal Court	00100 - General Fund	00100	BO-MC-2000	00100-BO-MC-2000	Court Operations	The purpose of the Court Operations Budget Summary Level is to hold hearings and address legal requirements for defendants and others who come before the Court. Some proceedings are held in formal courtrooms and others in magistrate offices, with the goal of providing timely resolution of alleged violations of City ordinances and misdemeanor crimes committed within the Seattle city limits.	17,788,625
Seattle Municipal Court	00100 - General Fund	00100	BO-MC-3000	00100-BO-MC-3000	Administration	The purpose of the Administration Budget Summary Level is to provide administrative controls, develop and provide strategic direction, and provide policy and program development.	17,026,629
Seattle Municipal Court	00100 - General Fund	00100	BO-MC-4000	00100-BO-MC-4000	Court Compliance	The purpose of the Court Compliance Budget Summary Level is to help defendants understand the Court's expectations and to assist them in successfully complying with court orders.	5,185,885
Seattle Parks and Recreation	00100 - General Fund	00100	BO-PR-10000	00100-BO-PR-10000	Parks and Facilities Maintenance and Repairs	The purpose of the Parks and Facilities Maintenance and Repairs Budget Summary Level is to repair and maintain parks, park buildings, and park infrastructure.	54,176,857

Department	Fund	Fund Code	BSL Code	BCL Code	BSL Name	BSL Description	Total
Seattle Parks and Recreation	00100 - General Fund	00100	BO-PR-20000	00100-BO-PR-20000	Leadership and Administration	The purpose of the Leadership and Administration Budget Summary Level is to provide executive, community, financial, human resource, technology, and business support to the department.	32,670,521
Seattle Parks and Recreation	00100 - General Fund	00100	BO-PR-30000	00100-BO-PR-30000	Departmentwide Programs	The purpose of the Department-Wide Services Budget Summary Level is to provide management and operations of services that span across multiple lines of business within Seattle Parks and Recreation such as partner relationship management, emergency operations, security services, , athletic and event scheduling, and the Seattle Conservation Corps.	4,234,812
Seattle Parks and Recreation	00100 - General Fund	00100	BO-PR-50000	00100-BO-PR-50000	Recreation Facility Programs	The purpose of the Recreation Facility Programs Budget Summary Level is to provide active and passive recreation services to Seattle residents through the direct management, maintenance, and operation of programs and facilities and by leveraging partnerships.	15,665,966
Seattle Parks and Recreation	00100 - General Fund	00100	BO-PR-80000	00100-BO-PR-80000	Zoo and Aquarium Programs	The purpose of the Zoo and Aquarium Budget Summary Level is to support contracted non-profit partners ability to provide services to the community through operations of the Woodland Park Zoo and the Seattle Aquarium.	2,675,865
Seattle Parks and Recreation	00155 - Sweetened Beverage Tax Fund	00155	BO-PR-50000	00155-BO-PR-50000	Recreation Facility Programs	The purpose of the Recreation Facility Programs Budget Summary Level is to provide active and passive recreation services to Seattle residents through the direct management, maintenance, and operation of programs and facilities and by leveraging partnerships.	302,531

Department	Fund	Fund Code	BSL Code	BCL Code	BSL Name	BSL Description	Total
Seattle Parks and Recreation	00164 - Unrestricted Cumulative Reserve Fund	00164	BC-PR-20000	00164-BC-PR-20000	Building For The Future	The purpose of the Building for the Future Budget Summary Level is to develop new parks and facilities, to acquire new park land, and to improve existing parks and facilities.	3,000,000
Seattle Parks and Recreation	00164 - Unrestricted Cumulative Reserve Fund	00164	BC-PR-40000	00164-BC-PR-40000	Fix It First	The purpose of the Fix It First Budget Summary Level is to provide for major maintenance, rehabilitation, and preservation of parks, forests, facilities, and related infrastructure.	2,035,000
Seattle Parks and Recreation	10200 - Park And Recreation Fund	10200	BC-PR-20000	10200-BC-PR-20000	Building For The Future	The purpose of the Building for the Future Budget Summary Level is to develop new parks and facilities, to acquire new park land, and to improve existing parks and facilities.	6,900,000
Seattle Parks and Recreation	10200 - Park And Recreation Fund	10200	BC-PR-30000	10200-BC-PR-30000	Debt and Special Funding	The purpose of the Debt and Special Funding Budget Summary Level is to meet debt service obligations on funds borrowed to meet the Department of Parks and Recreation’s capital expenditure requirements and to accomplish unique projects with special funding sources.	171,000
Seattle Parks and Recreation	10200 - Park And Recreation Fund	10200	BC-PR-40000	10200-BC-PR-40000	Fix It First	The purpose of the Fix It First Budget Summary Level is to provide for major maintenance, rehabilitation, and preservation of parks, forests, facilities, and related infrastructure.	913,000
Seattle Parks and Recreation	10200 - Park And Recreation Fund	10200	BO-PR-10000	10200-BO-PR-10000	Parks and Facilities Maintenance and Repairs	The purpose of the Parks and Facilities Maintenance and Repairs Budget Summary Level is to repair and maintain parks, park buildings, and park infrastructure.	5,207,047
Seattle Parks and Recreation	10200 - Park And Recreation Fund	10200	BO-PR-20000	10200-BO-PR-20000	Leadership and Administration	The purpose of the Leadership and Administration Budget Summary Level is to provide executive, community, financial, human resource, technology, and business support to the department.	2,215,696

Department	Fund	Fund Code	BSL Code	BCL Code	BSL Name	BSL Description	Total
Seattle Parks and Recreation	10200 - Park And Recreation Fund	10200	BO-PR-30000	10200-BO-PR-30000	Departmentwide Programs	The purpose of the Department-Wide Services Budget Summary Level is to provide management and operations of services that span across multiple lines of business within Seattle Parks and Recreation such as partner relationship management, emergency operations, security services, , athletic and event scheduling, and the Seattle Conservation Corps.	8,404,980
Seattle Parks and Recreation	10200 - Park And Recreation Fund	10200	BO-PR-50000	10200-BO-PR-50000	Recreation Facility Programs	The purpose of the Recreation Facility Programs Budget Summary Level is to provide active and passive recreation services to Seattle residents through the direct management, maintenance, and operation of programs and facilities and by leveraging partnerships.	12,251,771
Seattle Parks and Recreation	10200 - Park And Recreation Fund	10200	BO-PR-60000	10200-BO-PR-60000	Golf Programs	The purpose of the Golf Budget Summary Level is to manage the City's four golf courses at Jackson, Jefferson, West Seattle, and Interbay to provide public golf courses and related programs.	12,817,799
Seattle Parks and Recreation	10200 - Park And Recreation Fund	10200	BO-PR-80000	10200-BO-PR-80000	Zoo and Aquarium Programs	The purpose of the Zoo and Aquarium Budget Summary Level is to support contracted non-profit partners ability to provide services to the community through operations of the Woodland Park Zoo and the Seattle Aquarium.	103,651
Seattle Parks and Recreation	14000 - Coronavirus Local Fiscal Recovery Fund	14000	BO-PR-10000	14000-BO-PR-10000	Parks and Facilities Maintenance and Repairs	The purpose of the Parks and Facilities Maintenance and Repairs Budget Summary Level is to repair and maintain parks, park buildings, and park infrastructure.	2,800,000
Seattle Parks and Recreation	19710 - Seattle Park District Fund	19710	BC-PR-20000	19710-BC-PR-20000	Building For The Future	The purpose of the Building for the Future Budget Summary Level is to develop new parks and facilities, to acquire new park land, and to improve existing parks and facilities.	6,736,950

Department	Fund	Fund Code	BSL Code	BCL Code	BSL Name	BSL Description	Total
Seattle Parks and Recreation	19710 - Seattle Park District Fund	19710	BC-PR-40000	19710-BC-PR-40000	Fix It First	The purpose of the Fix It First Budget Summary Level is to provide for major maintenance, rehabilitation, and preservation of parks, forests, facilities, and related infrastructure.	14,074,392
Seattle Parks and Recreation	19710 - Seattle Park District Fund	19710	BC-PR-50000	19710-BC-PR-50000	Maintaining Parks and Facilities	The purpose of the Maintaining Parks and Facilities Budget Summary Level is to improve existing P-Patches and dog off-leash areas as set forth in the first six-year planning cycle of the Seattle Park District.	355,347
Seattle Parks and Recreation	19710 - Seattle Park District Fund	19710	BO-PR-10000	19710-BO-PR-10000	Parks and Facilities Maintenance and Repairs	The purpose of the Parks and Facilities Maintenance and Repairs Budget Summary Level is to repair and maintain parks, park buildings, and park infrastructure.	14,546,301
Seattle Parks and Recreation	19710 - Seattle Park District Fund	19710	BO-PR-20000	19710-BO-PR-20000	Leadership and Administration	The purpose of the Leadership and Administration Budget Summary Level is to provide executive, community, financial, human resource, technology, and business support to the department.	2,176,438
Seattle Parks and Recreation	19710 - Seattle Park District Fund	19710	BO-PR-30000	19710-BO-PR-30000	Departmentwide Programs	The purpose of the Department-Wide Services Budget Summary Level is to provide management and operations of services that span across multiple lines of business within Seattle Parks and Recreation such as partner relationship management, emergency operations, security services, , athletic and event scheduling, and the Seattle Conservation Corps.	1,522,913
Seattle Parks and Recreation	19710 - Seattle Park District Fund	19710	BO-PR-50000	19710-BO-PR-50000	Recreation Facility Programs	The purpose of the Recreation Facility Programs Budget Summary Level is to provide active and passive recreation services to Seattle residents through the direct management, maintenance, and operation of programs and facilities and by leveraging partnerships.	10,443,549

Department	Fund	Fund Code	BSL Code	BCL Code	BSL Name	BSL Description	Total
Seattle Parks and Recreation	19710 - Seattle Park District Fund	19710	BO-PR-80000	19710-BO-PR-80000	Zoo and Aquarium Programs	The purpose of the Zoo and Aquarium Budget Summary Level is to support contracted non-profit partners ability to provide services to the community through operations of the Woodland Park Zoo and the Seattle Aquarium.	4,679,700
Seattle Parks and Recreation	30010 - REET I Capital Fund	30010	BC-PR-20000	30010-BC-PR-20000	Building For The Future	The purpose of the Building for the Future Budget Summary Level is to develop new parks and facilities, to acquire new park land, and to improve existing parks and facilities.	2,250,000
Seattle Parks and Recreation	30010 - REET I Capital Fund	30010	BC-PR-30000	30010-BC-PR-30000	Debt and Special Funding	The purpose of the Debt and Special Funding Budget Summary Level is to meet debt service obligations on funds borrowed to meet the Department of Parks and Recreation's capital expenditure requirements and to accomplish unique projects with special funding sources.	2,703,018
Seattle Parks and Recreation	30010 - REET I Capital Fund	30010	BC-PR-40000	30010-BC-PR-40000	Fix It First	The purpose of the Fix It First Budget Summary Level is to provide for major maintenance, rehabilitation, and preservation of parks, forests, facilities, and related infrastructure.	14,343,369
Seattle Parks and Recreation	30020 - REET II Capital Fund	30020	BC-PR-20000	30020-BC-PR-20000	Building For The Future	The purpose of the Building for the Future Budget Summary Level is to develop new parks and facilities, to acquire new park land, and to improve existing parks and facilities.	3,000,000
Seattle Parks and Recreation	30020 - REET II Capital Fund	30020	BC-PR-30000	30020-BC-PR-30000	Debt and Special Funding	The purpose of the Debt and Special Funding Budget Summary Level is to meet debt service obligations on funds borrowed to meet the Department of Parks and Recreation's capital expenditure requirements and to accomplish unique projects with special funding sources.	1,662,000
Seattle Parks and Recreation	30020 - REET II Capital Fund	30020	BC-PR-40000	30020-BC-PR-40000	Fix It First	The purpose of the Fix It First Budget Summary Level is to provide for major maintenance, rehabilitation, and preservation of parks, forests, facilities, and related infrastructure.	20,196,440

Department	Fund	Fund Code	BSL Code	BCL Code	BSL Name	BSL Description	Total
Seattle Parks and Recreation	35040 - Waterfront LID #6751	35040	BC-PR-20000	35040-BC-PR-20000	Building For The Future	The purpose of the Building for the Future Budget Summary Level is to develop new parks and facilities, to acquire new park land, and to improve existing parks and facilities.	2,000,000
Seattle Parks and Recreation	35900 - Central Waterfront Improvement Fund	35900	BC-PR-20000	35900-BC-PR-20000	Building For The Future	The purpose of the Building for the Future Budget Summary Level is to develop new parks and facilities, to acquire new park land, and to improve existing parks and facilities.	2,000,000
Seattle Parks and Recreation	36000 - King County Parks Levy Fund	36000	BC-PR-30000	36000-BC-PR-30000	Debt and Special Funding	The purpose of the Debt and Special Funding Budget Summary Level is to meet debt service obligations on funds borrowed to meet the Department of Parks and Recreation's capital expenditure requirements and to accomplish unique projects with special funding sources.	1,155,000
Seattle Parks and Recreation	36000 - King County Parks Levy Fund	36000	BC-PR-40000	36000-BC-PR-40000	Fix It First	The purpose of the Fix It First Budget Summary Level is to provide for major maintenance, rehabilitation, and preservation of parks, forests, facilities, and related infrastructure.	360,000
Seattle Parks and Recreation	36000 - King County Parks Levy Fund	36000	BO-PR-10000	36000-BO-PR-10000	Parks and Facilities Maintenance and Repairs	The purpose of the Parks and Facilities Maintenance and Repairs Budget Summary Level is to repair and maintain parks, park buildings, and park infrastructure.	10,158
Seattle Parks and Recreation	36000 - King County Parks Levy Fund	36000	BO-PR-50000	36000-BO-PR-50000	Recreation Facility Programs	The purpose of the Recreation Facility Programs Budget Summary Level is to provide active and passive recreation services to Seattle residents through the direct management, maintenance, and operation of programs and facilities and by leveraging partnerships.	738,793
Seattle Parks and Recreation	36910 - 2022 LTGO Taxable Bond Fund	36910	BC-PR-20000	36910-BC-PR-20000	Building For The Future	The purpose of the Building for the Future Budget Summary Level is to develop new parks and facilities, to acquire new park land, and to improve existing parks and facilities.	11,975,000

Department	Fund	Fund Code	BSL Code	BCL Code	BSL Name	BSL Description	Total
Seattle Police Department	00100 - General Fund	00100	BO-SP-P1000	00100-BO-SP-P1000	Chief of Police	The purpose of the Chief of Police Budget Summary Level is to lead and direct department employees and to provide policy guidance and oversee relationships with the community, with the goal that the department provides the City with professional, dependable, and respectful public safety services.	5,454,880
Seattle Police Department	00100 - General Fund	00100	BO-SP-P1300	00100-BO-SP-P1300	Office of Police Accountability	The purpose of the Office of Police Accountability Budget Summary Level is to investigate and process complaints involving officers in the Seattle Police Department.	5,263,619
Seattle Police Department	00100 - General Fund	00100	BO-SP-P1600	00100-BO-SP-P1600	Leadership and Administration	The purpose of the Leadership and Administration Budget Summary Level is to provide executive, community, financial, human resource, technology, and business support to the Seattle Police Department. It includes the Finance and Planning unit; Grants and Contracts unit; Fleet and Facilities Management; and the Administrative Services, Information Technology, and Human Resources programs. The Audit, Policy and Research Program and Education and Training Program are also included in this Budget Summary Level.	87,429,020
Seattle Police Department	00100 - General Fund	00100	BO-SP-P1800	00100-BO-SP-P1800	Patrol Operations	The purpose of the Patrol Operations Budget Summary Level is to provide public safety and order maintenance.	7,909,864
Seattle Police Department	00100 - General Fund	00100	BO-SP-P2000	00100-BO-SP-P2000	Compliance and Professional Standards Bureau	The purpose of the Compliance and Professional Standards Bureau Budget Summary Level is to investigate and review use of force issues. It includes the Department's Force Investigation Team and Use of Force Review Board as well as Compliance and Professional Standards Administration.	5,010,607

Department	Fund	Fund Code	BSL Code	BCL Code	BSL Name	BSL Description	Total
Seattle Police Department	00100 - General Fund	00100	BO-SP-P3400	00100-BO-SP-P3400	Special Operations	The purpose of the Special Operations Budget Summary Level is to deploy specialized response units in emergencies and disasters. The Bureau provides crowd control, special event, search, hostage, crisis, and marine-related support to monitor and protect critical infrastructure to protect lives and property, aid the work of uniformed officers and detectives, and promote the safety of the public.	43,526,791
Seattle Police Department	00100 - General Fund	00100	BO-SP-P4000	00100-BO-SP-P4000	Collaborative Policing	The purpose of the Collaborative Policing Budget Summary Level is to centralize the department's efforts to collaborate and partner with the community on public safety issues. The BSL is a combination of the department's community engagement and outreach elements including the new Community Service Officers (CSO) program, Navigation Team, and Crisis Intervention Response Team.	12,588,136
Seattle Police Department	00100 - General Fund	00100	BO-SP-P6100	00100-BO-SP-P6100	West Precinct	The purpose of the West Precinct Patrol Budget Summary Level is to provide the full range of public safety and order maintenance services to residents of, and visitors to, the West Precinct, to promote safety in their homes, schools, businesses, and the community at large.	30,208,720
Seattle Police Department	00100 - General Fund	00100	BO-SP-P6200	00100-BO-SP-P6200	North Precinct	The purpose of the North Precinct Patrol Budget Summary Level is to provide the full range of public safety and order maintenance services to residents of, and visitors to, the North Precinct, to promote safety in their homes, schools, businesses, and the community at large.	33,206,466

Department	Fund	Fund Code	BSL Code	BCL Code	BSL Name	BSL Description	Total
Seattle Police Department	00100 - General Fund	00100	BO-SP-P6500	00100-BO-SP-P6500	South Precinct	The purpose of the South Precinct Patrol Budget Summary Level is to provide the full range of public safety and order maintenance services with the goal of keeping residents of, and visitors to, the South Precinct, safe in their homes, schools, businesses, and the community at large.	23,466,477
Seattle Police Department	00100 - General Fund	00100	BO-SP-P6600	00100-BO-SP-P6600	East Precinct	The purpose of the East Precinct Budget Summary Level is to provide the full range of public safety and order maintenance services to residents of, and visitors to, the East Precinct, to promote safety in their homes, schools, businesses, and the community at large.	22,522,494
Seattle Police Department	00100 - General Fund	00100	BO-SP-P6700	00100-BO-SP-P6700	Southwest Precinct	The purpose of the Southwest Precinct Patrol Budget Summary Level is to provide the full range of public safety and order maintenance services to residents of, and visitors to, the Southwest Precinct, to promote safety in their homes, schools, businesses, and the community at large.	17,146,956
Seattle Police Department	00100 - General Fund	00100	BO-SP-P7000	00100-BO-SP-P7000	Criminal Investigations	The purpose of the Criminal Investigations Budget Summary Level is to investigate potential criminal activity.	48,770,426
Seattle Police Department	00100 - General Fund	00100	BO-SP-P8000	00100-BO-SP-P8000	Administrative Operations	The purpose of the Administrative Operations Budget Summary Level is to provide telephone and online reporting as well as data collection, analysis, and reporting for data-informed management and policing. The Administrative Operations Budget Summary Level includes the Telephone Reporting and Data Driven Policing Programs.	20,807,878

Department	Fund	Fund Code	BSL Code	BCL Code	BSL Name	BSL Description	Total
Seattle Police Department	18500 - School Safety Traffic and Pedestrian Improvement Fund	18500	BO-SP-P9000	18500-BO-SP-P9000	School Zone Camera Program	The purpose of the School Zone Camera Program Budget Summary Level is to support operations and administration for the School Zone Camera program	2,135,173
Seattle Public Library	10410 - Library Fund	10410	BO-SPL	10410-BO-SPL	The Seattle Public Library	The purpose of The Seattle Public Library Budget Summary Level is to provide resources and city budget authority to support Library programming, services, access to technology, and collections that reflect the needs and interest of the community.	62,080,584
Seattle Public Library	18200 - 2019 Library Levy Fund	18200	BO-SPL	18200-BO-SPL	The Seattle Public Library	The purpose of The Seattle Public Library Budget Summary Level is to provide resources and city budget authority to support Library programming, services, access to technology, and collections that reflect the needs and interest of the community.	31,451,000
Seattle Public Library	30010 - REET I Capital Fund	30010	BO-SPL	30010-BO-SPL	Capital Improvements	The purpose of The Seattle Public Library Major Maintenance Budget Summary Level is to provide major maintenance to Library facilities, which include the Central Library and all branch libraries, to help ensure building integrity and improve functionality for patrons and staff.	1,287,000
Seattle Public Utilities	00100 - General Fund	00100	BO-SU-N000B	00100-BO-SU-N000B	General Expense	The purpose of the General Expense Budget Summary Level is to provide for the Utility's general expenses such as debt service, taxes and major contracts.	1,967,963

Department	Fund	Fund Code	BSL Code	BCL Code	BSL Name	BSL Description	Total
Seattle Public Utilities	00100 - General Fund	00100	BO-SU-N200B	00100-BO-SU-N200B	Utility Service and Operations	The purpose of the Utility Service and Operations Budget Summary Level is to fund the direct delivery of essential Customer Service programs and the operating expenses for Pre-Capital Planning & Development, Project Delivery, Drainage and Wastewater, Solid Waste, Water and General Fund programs.	20,375,458
Seattle Public Utilities	14000 - Coronavirus Local Fiscal Recovery Fund	14000	BO-SU-N200B	14000-BO-SU-N200B	Utility Service and Operations	The purpose of the Utility Service and Operations Budget Summary Level is to fund the direct delivery of essential Customer Service programs and the operating expenses for Pre-Capital Planning & Development, Project Delivery, Drainage and Wastewater, Solid Waste, Water and General Fund programs.	637,216
Seattle Public Utilities	43000 - Water Fund	43000	BC-SU-C110B	43000-BC-SU-C110B	Distribution	The purpose of the Distribution Budget Summary Level, a Capital Improvement Program funded by water revenues, is to repair and upgrade the City's water lines, pump stations, and other facilities.	35,688,387
Seattle Public Utilities	43000 - Water Fund	43000	BC-SU-C120B	43000-BC-SU-C120B	Transmission	The purpose of the Transmission Budget Summary Level, a Capital Improvement Program funded by water revenues, is to repair and upgrade the City's large transmission pipelines that bring untreated water to the treatment facilities, and convey water from the treatment facilities to Seattle and its suburban wholesale customers' distribution systems.	16,514,021
Seattle Public Utilities	43000 - Water Fund	43000	BC-SU-C130B	43000-BC-SU-C130B	Watershed Stewardship	The purpose of the Watershed Stewardship Budget Summary Level, a Capital Improvement Program funded by water revenues, is to implement projects associated with the natural land, forestry, and fishery resources within the Tolt, Cedar, and Lake Youngs watersheds.	2,170,333

Department	Fund	Fund Code	BSL Code	BCL Code	BSL Name	BSL Description	Total
Seattle Public Utilities	43000 - Water Fund	43000	BC-SU-C140B	43000-BC-SU-C140B	Water Quality & Treatment	The purpose of the Water Quality & Treatment Budget Summary Level, a Capital Improvement Program funded by water revenues, is to design, construct, and repair water treatment facilities and remaining open-water reservoirs.	3,604,945
Seattle Public Utilities	43000 - Water Fund	43000	BC-SU-C150B	43000-BC-SU-C150B	Water Resources	The purpose of the Water Resources Budget Summary Level, a Capital Improvement Program funded by water revenues, is to repair and upgrade water transmission pipelines and promote residential and commercial water conservation.	7,052,669
Seattle Public Utilities	43000 - Water Fund	43000	BC-SU-C160B	43000-BC-SU-C160B	Habitat Conservation Program	The purpose of the Habitat Conservation Budget Summary Level, a Capital Improvement Program funded by water revenues, is to manage projects directly related to the Cedar River Watershed Habitat Conservation Plan.	2,603,765
Seattle Public Utilities	43000 - Water Fund	43000	BC-SU-C410B	43000-BC-SU-C410B	Shared Cost Projects	The purpose of the Shared Cost Projects Budget Summary Level, which is a Capital Improvement Program, is to implement the Water, Drainage and Wastewater, and Solid Waste Utility's share of capital improvement projects that receive funding from multiple SPU funds.	22,276,576
Seattle Public Utilities	43000 - Water Fund	43000	BC-SU-C510B	43000-BC-SU-C510B	Technology	The purpose of the Technology Budget Summary Level, a Capital Improvement Program, is to make use of technology to increase the Water, Drainage and Wastewater, and Solid Waste Utility's efficiency and productivity.	4,243,500
Seattle Public Utilities	43000 - Water Fund	43000	BO-SU-N000B	43000-BO-SU-N000B	General Expense	The purpose of the General Expense Budget Summary Level is to provide for the Utility's general expenses such as debt service, taxes and major contracts.	143,617,623

Department	Fund	Fund Code	BSL Code	BCL Code	BSL Name	BSL Description	Total
Seattle Public Utilities	43000 - Water Fund	43000	BO-SU-N100B	43000-BO-SU-N100B	Leadership and Administration	The purpose of the Leadership and Administration Budget Summary Level is to provide overall management and policy direction for Seattle Public Utilities and to provide core management and administrative services like finance, human resources, and facility management.	58,295,487
Seattle Public Utilities	43000 - Water Fund	43000	BO-SU-N200B	43000-BO-SU-N200B	Utility Service and Operations	The purpose of the Utility Service and Operations Budget Summary Level is to fund the direct delivery of essential Customer Service programs and the operating expenses for Pre-Capital Planning & Development, Project Delivery, Drainage and Wastewater, Solid Waste, Water and General Fund programs.	83,153,226
Seattle Public Utilities	44010 - Drainage and Wastewater Fund	44010	BC-SU-C333B	44010-BC-SU-C333B	Protection of Beneficial Uses	The purpose of the Protection of Beneficial Uses Budget Summary Level, a Capital Improvement Program funded by drainage revenues, is to make improvements to the City's drainage system to reduce the harmful effects of storm water runoff on creeks and receiving waters by improving water quality and protecting or enhancing habitat.	20,910,556
Seattle Public Utilities	44010 - Drainage and Wastewater Fund	44010	BC-SU-C350B	44010-BC-SU-C350B	Sediments	The purpose of the Sediments Budget Summary Level, a Capital Improvement Program funded by drainage and wastewater revenues, is to restore and rehabilitate natural resources in or along Seattle's waterways.	4,560,404
Seattle Public Utilities	44010 - Drainage and Wastewater Fund	44010	BC-SU-C360B	44010-BC-SU-C360B	Combined Sewer Overflows	The purpose of the Combined Sewer Overflow (CSO) Budget Summary Level, a Capital Improvement Program funded by drainage and wastewater revenues, is to plan and construct large infrastructure systems, smaller retrofits, and green infrastructure for CSO Summary.	98,151,462

Department	Fund	Fund Code	BSL Code	BCL Code	BSL Name	BSL Description	Total
Seattle Public Utilities	44010 - Drainage and Wastewater Fund	44010	BC-SU-C370B	44010-BC-SU-C370B	Rehabilitation	The purpose of the Rehabilitation Budget Summary Level, a Capital Improvement Program funded by drainage and wastewater revenues, is to rehabilitate or replace existing drainage and wastewater assets in kind, to maintain the current functionality of the system.	40,685,437
Seattle Public Utilities	44010 - Drainage and Wastewater Fund	44010	BC-SU-C380B	44010-BC-SU-C380B	Flooding, Sewer Backup & Landslide	The purpose of the Flooding, Sewer Back-up, and Landslides Budget Summary Level, a Capital Improvement Program funded by drainage and wastewater revenues, is to plan, design and construct systems aimed at preventing or alleviating flooding and sewer backups in the City of Seattle, protecting public health, safety, and property. This program also protects SPU drainage and wastewater infrastructure from landslides, and makes drainage improvements where surface water generated from City rights-of-way contributes to landslides.	29,967,149
Seattle Public Utilities	44010 - Drainage and Wastewater Fund	44010	BC-SU-C410B	44010-BC-SU-C410B	Shared Cost Projects	The purpose of the Shared Cost Projects Budget Summary Level, which is a Capital Improvement Program, is to implement the Water, Drainage and Wastewater, and Solid Waste Utility's share of capital improvement projects that receive funding from multiple SPU funds.	15,344,869
Seattle Public Utilities	44010 - Drainage and Wastewater Fund	44010	BC-SU-C510B	44010-BC-SU-C510B	Technology	The purpose of the Technology Budget Summary Level, a Capital Improvement Program, is to make use of technology to increase the Water, Drainage and Wastewater, and Solid Waste Utility's efficiency and productivity.	4,299,000
Seattle Public Utilities	44010 - Drainage and Wastewater Fund	44010	BO-SU-N000B	44010-BO-SU-N000B	General Expense	The purpose of the General Expense Budget Summary Level is to provide for the Utility's general expenses such as debt service, taxes and major contracts.	319,679,215

Department	Fund	Fund Code	BSL Code	BCL Code	BSL Name	BSL Description	Total
Seattle Public Utilities	44010 - Drainage and Wastewater Fund	44010	BO-SU-N100B	44010-BO-SU-N100B	Leadership and Administration	The purpose of the Leadership and Administration Budget Summary Level is to provide overall management and policy direction for Seattle Public Utilities and to provide core management and administrative services like finance, human resources, and facility management.	68,948,332
Seattle Public Utilities	44010 - Drainage and Wastewater Fund	44010	BO-SU-N200B	44010-BO-SU-N200B	Utility Service and Operations	The purpose of the Utility Service and Operations Budget Summary Level is to fund the direct delivery of essential Customer Service programs and the operating expenses for Pre-Capital Planning & Development, Project Delivery, Drainage and Wastewater, Solid Waste, Water and General Fund programs.	72,311,073
Seattle Public Utilities	45010 - Solid Waste Fund	45010	BC-SU-C230B	45010-BC-SU-C230B	New Facilities	The purpose of the New Facilities Budget Summary Level, a Capital Improvement Program funded by solid waste revenues, is to design and construct new facilities to enhance solid waste operations.	6,155,694
Seattle Public Utilities	45010 - Solid Waste Fund	45010	BC-SU-C240B	45010-BC-SU-C240B	Rehabilitation & Heavy Equipment	The purpose of the Rehabilitation and Heavy Equipment Budget Summary Level, a Capital Improvement Program funded by solid waste revenues, is to implement projects to repair and rehabilitate the City's solid waste transfer stations and improve management of the City's closed landfills and household hazardous waste sites.	2,450,000
Seattle Public Utilities	45010 - Solid Waste Fund	45010	BC-SU-C410B	45010-BC-SU-C410B	Shared Cost Projects	The purpose of the Shared Cost Projects Budget Summary Level, which is a Capital Improvement Program, is to implement the Water, Drainage and Wastewater, and Solid Waste Utility's share of capital improvement projects that receive funding from multiple SPU funds.	4,561,370

Department	Fund	Fund Code	BSL Code	BCL Code	BSL Name	BSL Description	Total
Seattle Public Utilities	45010 - Solid Waste Fund	45010	BC-SU-C510B	45010-BC-SU-C510B	Technology	The purpose of the Technology Budget Summary Level, a Capital Improvement Program, is to make use of technology to increase the Water, Drainage and Wastewater, and Solid Waste Utility's efficiency and productivity.	1,507,500
Seattle Public Utilities	45010 - Solid Waste Fund	45010	BO-SU-N000B	45010-BO-SU-N000B	General Expense	The purpose of the General Expense Budget Summary Level is to provide for the Utility's general expenses such as debt service, taxes and major contracts.	169,202,240
Seattle Public Utilities	45010 - Solid Waste Fund	45010	BO-SU-N100B	45010-BO-SU-N100B	Leadership and Administration	The purpose of the Leadership and Administration Budget Summary Level is to provide overall management and policy direction for Seattle Public Utilities and to provide core management and administrative services like finance, human resources, and facility management.	20,109,288
Seattle Public Utilities	45010 - Solid Waste Fund	45010	BO-SU-N200B	45010-BO-SU-N200B	Utility Service and Operations	The purpose of the Utility Service and Operations Budget Summary Level is to fund the direct delivery of essential Customer Service programs and the operating expenses for Pre-Capital Planning & Development, Project Delivery, Drainage and Wastewater, Solid Waste, Water and General Fund programs.	35,704,245

Position Modifications for the 2022 Budget

The following is the list of position modifications for the 2022 Proposed Budget that take effect January 1, 2022.

The modifications result from budget actions that eliminate positions, create new positions, change the status of a position, and reclassify positions. Numbers in parentheses are reductions. The figures in the column labeled "Number" represent net position modifications, by Position Status, as a result of changes contained in the 2022 Proposed Budget.

Department	Position Title	Position Status	Number
City Budget Office	StratAdvsr3,Exempt	Full-Time	1
City Budget Office Total			1
Community Safety and Communications Center	Accountant,Prin	Full-Time	1
Community Safety and Communications Center	Executive3	Full-Time	1
Community Safety and Communications Center	Payroll Supv	Full-Time	1
Community Safety and Communications Center	Personnel Anlyst,Sr-Comp	Full-Time	1
Community Safety and Communications Center	StratAdvsr1,Exempt	Full-Time	1
Community Safety and Communications Center Total			5
Department of Construction and Inspections	Accountant,Prin	Full-Time	(1)
Department of Construction and Inspections	Bldg Inspector Supv	Full-Time	(1)
Department of Construction and Inspections	Civil Engr,Sr	Full-Time	2
Department of Construction and Inspections	Civil Engrng Spec Supv	Full-Time	1
Department of Construction and Inspections	Civil Engrng Spec,Sr	Full-Time	(1)
Department of Construction and Inspections	Elevator Inspector,S	Full-Time	(1)
Department of Construction and Inspections	Housing/Zoning Inspector Supv	Full-Time	(4)
Department of Construction and Inspections	Manager1,Fin,Bud,&Actg	Full-Time	1
Department of Construction and Inspections	Manager2,Engrng&Plans Rev	Full-Time	5
Department of Construction and Inspections	Manager2,General Govt	Full-Time	1
Department of Construction and Inspections	Manager3,Engrng&Plans Rev	Full-Time	1
Department of Construction and Inspections	Mech Inspecto	Full-Time	1
Department of Construction and Inspections	Permit Spec I	Full-Time	(2)
Department of Construction and Inspections	Personnel Spec	Full-Time	1
Department of Construction and Inspections	Personnel Spec,Sr	Full-Time	1
Department of Construction and Inspections	Plng&Dev Spec II	Full-Time	(1)
Department of Construction and Inspections	StratAdvsr2,Engrng&Plans Rev	Full-Time	5

Att B - Position Modifications for the 2022 Budget

V1

Department of Construction and Inspections	StratAdvsr2,Fin,Bud,&Actg	Full-Time	1
Department of Construction and Inspections	StratAdvsr2,General Govt	Full-Time	2
Department of Construction and Inspections	StratAdvsr3,General Govt	Full-Time	1
Department of Construction and Inspections Total			12
Department of Education and Early Learning	Fin Anlyst,Sr	Full-Time	1
Department of Education and Early Learning	StratAdvsr1,Exempt	Full-Time	1
Department of Education and Early Learning Total			2
Department of Neighborhoods	Grants&Contracts Spec	Full-Time	1
Department of Neighborhoods	Plng&Dev Spec II	Full-Time	3
Department of Neighborhoods	Plng&Dev Spec,Sr	Full-Time	1
Department of Neighborhoods	Plng&Dev Spec,Supvsng	Full-Time	1
Department of Neighborhoods	Public Relations Spec	Part-Time	1
Department of Neighborhoods	StratAdvsr1,Exempt	Full-Time	4
Department of Neighborhoods	StratAdvsr2,Exempt	Full-Time	1
Department of Neighborhoods Total			12
Department of Parks and Recreation	Admin Spec II	Full-Time	1
Department of Parks and Recreation	Admin Spec II	Part-Time	(1)
Department of Parks and Recreation	Admin Spec III	Full-Time	2
Department of Parks and Recreation	Admin Staff Anlyst	Full-Time	1
Department of Parks and Recreation	Capital Prjts Coord,Sr	Full-Time	3
Department of Parks and Recreation	Contracts&Concss Asst	Full-Time	1
Department of Parks and Recreation	Contracts&Concss Asst	Part-Time	(1)
Department of Parks and Recreation	Equal Emplmnt Coord	Full-Time	(2)
Department of Parks and Recreation	Golf Course Groundskeeper I	Part-Time	(2)
Department of Parks and Recreation	Manager1,General Govt	Full-Time	(2)
Department of Parks and Recreation	Manager2,General Govt	Full-Time	1
Department of Parks and Recreation	Manager3,General Govt	Full-Time	1
Department of Parks and Recreation	Mgmt Sysys Anlyst	Full-Time	1
Department of Parks and Recreation	Mgmt Sysys Anlyst	Part-Time	(1)
Department of Parks and Recreation	Mgmt Sysys Anlyst,Sr	Full-Time	2
Department of Parks and Recreation	Mgmt Sysys Anlyst,Sr	Part-Time	(1)
Department of Parks and Recreation	Personnel Spec,Sr	Full-Time	1
Department of Parks and Recreation	Personnel Spec,Sr	Part-Time	(1)
Department of Parks and Recreation	Plng&Dev Spec,Sr	Full-Time	1

Att B - Position Modifications for the 2022 Budget

V1

Department of Parks and Recreation	Radio Dispatcher	Full-Time	1
Department of Parks and Recreation	Radio Dispatcher	Part-Time	(1)
Department of Parks and Recreation	Rec Attendant	Part-Time	(2)
Department of Parks and Recreation	Rec Cntr Coord	Full-Time	(1)
Department of Parks and Recreation	Rec Cntr Coord	Part-Time	(1)
Department of Parks and Recreation	Rec Leader	Full-Time	3
Department of Parks and Recreation	Rec Leader	Part-Time	(2)
Department of Parks and Recreation	Rec Prgm Coord,Sr	Full-Time	1
Department of Parks and Recreation	Rec Prgm Spec	Part-Time	(1)
Department of Parks and Recreation	StratAdvsr1,General Govt	Full-Time	7
Department of Parks and Recreation	StratAdvsr1,General Govt	Part-Time	1
Department of Parks and Recreation	StratAdvsr1,Parks&Rec	Full-Time	4
Department of Parks and Recreation	Tennis Instructor	Part-Time	1
Department of Parks and Recreation	Trng&Ed Coord	Full-Time	1
Department of Parks and Recreation Total			15
Economic and Revenue Forecasts	StratAdvsr1,Exempt	Full-Time	1
Economic and Revenue Forecasts	StratAdvsr2,Exempt	Full-Time	1
Economic and Revenue Forecasts Total			2
Ethics and Elections Commission	Mgmt Sysys Anlyst	Full-Time	1
Ethics and Elections Commission	StratAdvsr1,Exempt	Full-Time	1
Ethics and Elections Commission Total			2
Finance and Administrative Services	Accountant,Prin	Full-Time	1
Finance and Administrative Services	Accountant,Sr	Full-Time	1
Finance and Administrative Services	Tax Auditor,Sr	Full-Time	(1)
Finance and Administrative Services	Treasury Cashier,Sr	Full-Time	(1)
Finance and Administrative Services Total			0
Human Services Department	Admin Spec III	Full-Time	(1)
Human Services Department	Counslr	Full-Time	2
Human Services Department	Counslr	Part-Time	1
Human Services Department	Executive1	Full-Time	(1)
Human Services Department	Executive2	Full-Time	1
Human Services Department	Grants&Contracts Spec	Full-Time	(1)
Human Services Department	Grants&Contracts Spec,Sr	Full-Time	(9)
Human Services Department	Grants&Contracts Supv	Full-Time	(1)

Att B - Position Modifications for the 2022 Budget

V1

Human Services Department	Manager3,Human Svcs	Full-Time	(1)
Human Services Department	Mgmt Svcs Anlyst	Full-Time	(1)
Human Services Department	Mgmt Svcs Anlyst,Sr	Full-Time	(1)
Human Services Department	Plng&Dev Spec II	Full-Time	(4)
Human Services Department	Pjrt Fund&Agreemts Coord,Sr	Full-Time	(1)
Human Services Department	StratAdvsr3,Exempt	Full-Time	(1)
Human Services Department	Victim Advocate	Full-Time	2
Human Services Department Total			(16)
Law Department	City Attorney,Asst	Full-Time	3
Law Department	Manager3,Exempt	Full-Time	(1)
Law Department	Paralegal - Law	Part-Time	1
Law Department	Paralegal,Sr - Law	Full-Time	1
Law Department	StratAdvsr2,Exempt	Full-Time	1
Law Department	StratAdvsr3,Exempt	Full-Time	1
Law Department Total			6
Office for Civil Rights	Admin Spec III	Full-Time	1
Office for Civil Rights	Manager2,General Govt	Full-Time	1
Office for Civil Rights	StratAdvsr1,General Govt	Full-Time	1
Office for Civil Rights Total			3
Office of Arts and Culture	Maint Laborer	Part-Time	1
Office of Arts and Culture	StratAdvsr1,Exempt	Part-Time	1
Office of Arts and Culture Total			2
Office of Housing	Dev Fin Spec	Full-Time	1
Office of Housing	Property Rehab Spec	Full-Time	1
Office of Housing Total			2
Office of Immigrant and Refugee Affairs	Grants&Contracts Spec	Part-Time	1
Office of Immigrant and Refugee Affairs	StratAdvsr1,Exempt	Full-Time	1
Office of Immigrant and Refugee Affairs Total			2
Office of Intergovernmental Relations	StratAdvsr2,Exempt	Full-Time	1
Office of Intergovernmental Relations Total			1
Office of Labor Standards	Executive1	Full-Time	1
Office of Labor Standards	Manager2,General Govt	Full-Time	1
Office of Labor Standards	Paralegal	Full-Time	1
Office of Labor Standards	Plng&Dev Spec II	Full-Time	1

Att B - Position Modifications for the 2022 Budget

V1

Office of Labor Standards Total			4
Office of Planning and Community Development	Grants&Contracts Spec,Sr	Full-Time	1
Office of Planning and Community Development	Plng&Dev Spec II	Full-Time	2
Office of Planning and Community Development	Plng&Dev Spec II	Part-Time	1
Office of Planning and Community Development	Plng&Dev Spec,Sr	Full-Time	2
Office of Planning and Community Development	StratAdvsr1,Engrng&Plans Rev	Full-Time	(1)
Office of Planning and Community Development	StratAdvsr1,General Govt	Full-Time	2
Office of Planning and Community Development	StratAdvsr2,General Govt	Full-Time	(1)
Office of Planning and Community Development	StratAdvsr3,Exempt	Full-Time	(1)
Office of Planning and Community Development Total			5
Office of the Employee Ombud	Admin Spec I	Full-Time	1
Office of the Employee Ombud	StratAdvsr1,Exempt	Full-Time	1
Office of the Employee Ombud Total			2
Office of the Inspector General	StratAdvsr1,Exempt	Full-Time	1
Office of the Inspector General	StratAdvsr2,Exempt	Full-Time	1
Office of the Inspector General Total			2
Seattle Center	Actg Tech II-BU	Full-Time	(1)
Seattle Center	Sound&Video Equip Tech	Full-Time	(1)
Seattle Center	StratAdvsr3,Exempt	Full-Time	1
Seattle Center Total			(1)
Seattle City Light	Info Technol Prof B-BU	Full-Time	7
Seattle City Light	IT Prgmmer Anlyst-Spec	Full-Time	1
Seattle City Light Total			8
Seattle Department of Human Resources	Personnel Anlyst,Asst	Part-Time	1
Seattle Department of Human Resources	StratAdvsr1,General Govt	Full-Time	3
Seattle Department of Human Resources Total			4
Seattle Department of Transportation	Admin Spec II-BU	Full-Time	2
Seattle Department of Transportation	Admin Staff Anlyst	Full-Time	2
Seattle Department of Transportation	Admin Staff Asst	Full-Time	3
Seattle Department of Transportation	Capital Prjts Coord	Full-Time	1
Seattle Department of Transportation	Civil Engr,Asst I	Full-Time	1
Seattle Department of Transportation	Civil Engr,Sr	Full-Time	4
Seattle Department of Transportation	Civil Engrng Spec,Asst I	Full-Time	1
Seattle Department of Transportation	Executive2	Full-Time	1

Att B - Position Modifications for the 2022 Budget

V1

Seattle Department of Transportation	Fin Anlyst	Full-Time	1
Seattle Department of Transportation	Manager1,CSPI&P	Full-Time	1
Seattle Department of Transportation	Manager1,CSPI&P	Part-Time	(1)
Seattle Department of Transportation	Manager3,Engrng&Plans Rev	Full-Time	2
Seattle Department of Transportation	Mgmt Sysst Anlyst	Full-Time	1
Seattle Department of Transportation	Mgmt Sysst Anlyst,Asst	Full-Time	1
Seattle Department of Transportation	Personnel Spec,Sr	Full-Time	1
Seattle Department of Transportation	Public Relations Spec,Sr	Full-Time	3
Seattle Department of Transportation	StratAdvsr1,General Govt	Full-Time	2
Seattle Department of Transportation	StratAdvsr2,General Govt	Full-Time	2
Seattle Department of Transportation	StratAdvsr3,Engrng&Plans Rev	Full-Time	1
Seattle Department of Transportation	Traffic Sign&Marking Lead Wkr	Full-Time	4
Seattle Department of Transportation	Transp Plnr,Assoc	Full-Time	1
Seattle Department of Transportation	Transp Plnr,Asst	Full-Time	1
Seattle Department of Transportation Total			35
Seattle Fire Department	Fireftr-Dispatcher-84 Hrs	Full-Time	1
Seattle Fire Department	StratAdvsr2,Exempt	Full-Time	1
Seattle Fire Department Total			2
Seattle Information Technology	Actg Tech II-BU	Full-Time	(1)
Seattle Information Technology	Actg Tech III	Full-Time	(1)
Seattle Information Technology	Executive2	Full-Time	(1)
Seattle Information Technology	Fin Anlyst,Sr	Full-Time	(1)
Seattle Information Technology	Info Technol Prof A,Exempt	Full-Time	(12)
Seattle Information Technology	Info Technol Prof B-BU	Full-Time	(15)
Seattle Information Technology	Info Technol Prof B-BU	Part-Time	(2)
Seattle Information Technology	Info Technol Prof C-BU	Full-Time	(6)
Seattle Information Technology	IT Prgmmer Anlyst-Spec	Full-Time	(1)
Seattle Information Technology	Manager1,Fin,Bud,&Actg	Full-Time	(1)
Seattle Information Technology	Manager2,Info Technol	Full-Time	(2)
Seattle Information Technology	Manager3,Info Technol	Full-Time	(2)
Seattle Information Technology	StratAdvsr1,CSPI&P	Full-Time	1
Seattle Information Technology	StratAdvsr1,CSPI&P	Part-Time	(1)
Seattle Information Technology	StratAdvsr2,Exempt	Full-Time	4
Seattle Information Technology	Telecom Syst Installer	Full-Time	2

Att B - Position Modifications for the 2022 Budget

V1

Seattle Information Technology	Video Spec II	Full-Time	(1)
Seattle Information Technology Total			(40)
Seattle Police Department	Com Svc Ofcr	Full-Time	5
Seattle Police Department	Com Svc Ofcr Supv	Full-Time	1
Seattle Police Department	StratAdvsr1,CL&PS	Full-Time	1
Seattle Police Department Total			7
Seattle Public Utilities	Actg Tech II-BU	Full-Time	2
Seattle Public Utilities	Actg Tech III-BU	Full-Time	1
Seattle Public Utilities	Admin Staff Anlyst	Full-Time	1
Seattle Public Utilities	Civil Engr,Sr	Full-Time	1
Seattle Public Utilities	Civil Engrng Spec,Asst II	Full-Time	2
Seattle Public Utilities	Civil Engrng Spec,Sr	Full-Time	1
Seattle Public Utilities	Economist,Prin	Full-Time	1
Seattle Public Utilities	Economist,Prin	Part-Time	(1)
Seattle Public Utilities	Envrnmtl Fld Spec	Full-Time	1
Seattle Public Utilities	Info Technol Prof A,Exempt	Full-Time	1
Seattle Public Utilities	Info Technol Prof B	Full-Time	1
Seattle Public Utilities	Info Technol Prof B-BU	Full-Time	5
Seattle Public Utilities	Info Technol Prof C-BU	Full-Time	1
Seattle Public Utilities	Maint Laborer	Full-Time	1
Seattle Public Utilities	Manager3,Info Technol	Full-Time	1
Seattle Public Utilities	Meter Reader Supv	Full-Time	1
Seattle Public Utilities	Plng&Dev Spec II	Full-Time	2
Seattle Public Utilities	Prjt Fund&Agreemts Coord,Sr	Full-Time	2
Seattle Public Utilities	Public Relations Spec,Sr	Full-Time	1
Seattle Public Utilities	Solid Wst Fld Rep,Lead	Full-Time	1
Seattle Public Utilities	StratAdvsr1,Exempt	Full-Time	1
Seattle Public Utilities	StratAdvsr2,Utills	Full-Time	1
Seattle Public Utilities	Truck Drvr,Heavy	Full-Time	2
Seattle Public Utilities Total			30
Total Citywide Net Position Adjustments			109

SUMMARY and FISCAL NOTE*

Department:	Dept. Contact/Phone:	CBO Contact/Phone:
City Budget Office	Adam Schaefer / 684-8358	Ben Noble / 684-8160

** Note that the Summary and Fiscal Note describes the version of the bill or resolution as introduced; final legislation including amendments may not be fully described.*

1. BILL SUMMARY

1. **Legislation Title:** AN ORDINANCE adopting a budget, including a capital improvement program and position modifications, for The City of Seattle for 2022; and creating positions exempt from civil service; all by a 2/3 vote of the City Council.
2. **Summary and background of the Legislation:** This ordinance adopts The City of Seattle's 2022 Budget, which includes the 2022-2027 Capital Improvement Program (CIP) and position modifications for fiscal year 2022. This legislation is submitted annually to adopt The City of Seattle's budget for the next fiscal year.

2. CAPITAL IMPROVEMENT PROGRAM

- a. **Does this legislation create, fund, or amend a CIP Project?** **X** Yes ____ No

Please see the 2022-2027 Proposed/Adopted Capital Improvement Program for project pages and details.

3. SUMMARY OF FINANCIAL IMPLICATIONS

- a. **Does this legislation amend the Adopted Budget?** **X** Yes ____ No

Please see the 2022 Proposed/Adopted Budget for appropriations, revenues, and positions.

- b. **Does the legislation have other financial impacts to the City of Seattle that are not reflected in the above, including direct or indirect, short-term or long-term costs?**
Please see the Budget, CIP, and report of position modifications for detailed information regarding the financial and long-term implications of this legislation.
- c. **Is there financial cost or other impacts of *not* implementing the legislation?**
RCW 35.32A.050 states that, "Not later than thirty days prior to the beginning of the ensuing fiscal year the City Council shall, by ordinance, adopt the budget submitted by the Mayor as modified by the City Council." This legislation is the mechanism by which the Seattle City Council adopts the final budget for the City of Seattle.

4. OTHER IMPLICATIONS

a. Does this legislation affect any departments besides the originating department?

Yes, all City departments are affected by this legislation. All City departments are aware of the nature of the impact.

b. Is a public hearing required for this legislation?

Yes. The City Council's Budget Committee will hold public hearings on October 12 and November 10 and 18, 2021.

c. Is publication of notice with *The Daily Journal of Commerce* and/or *The Seattle Times* required for this legislation?

No.

d. Does this legislation affect a piece of property?

No.

e. Please describe any perceived implication for the principles of the Race and Social Justice Initiative. Does this legislation impact vulnerable or historically disadvantaged communities?

Please see the RSJI summary section for an overview and individual department/program descriptions for detailed description of how the Budget impacts Race and Social Justice Initiative principles.

f. Climate Change Implications

1. Emissions: Is this legislation likely to increase or decrease carbon emissions in a material way?

Individual programs and initiatives are described in detail in the Budget and CIP.

2. Resiliency: Will the action(s) proposed by this legislation increase or decrease Seattle's resiliency (or ability to adapt) to climate change in a material way? If so, explain. If it is likely to decrease resiliency in a material way, describe what will or could be done to mitigate the effects.

Individual programs and initiatives are described in detail in the Budget and CIP.

g. If this legislation includes a new initiative or a major programmatic expansion: What are the specific long-term and measurable goal(s) of the program? How will this legislation help achieve the program's desired goal(s).

New and expanded programs are described in detail in the Budget and CIP.

List attachments/exhibits below:



Legislation Text

File #: CF 314488, **Version:** 1

City Council Changes to the 2022 Proposed Budget and the 2022 - 2027 Proposed Capital Improvement Program.



Legislation Text

File #: CB 120203, **Version:** 1

CITY OF SEATTLE
ORDINANCE _____
COUNCIL BILL _____

AN ORDINANCE relating to the levy of property taxes; fixing the rates and/or amounts of taxes to be levied, and levying the same upon all taxable property, both real and personal, in The City of Seattle, to finance the departments and activities of City government and to provide for the general obligation bond interest and redemption requirements for the year beginning on the first day of January 2022; and ratifying and confirming certain prior acts.

BE IT ORDAINED BY THE CITY OF SEATTLE AS FOLLOWS:

Section 1. General Municipal and Firefighters' Pension.

A. There is levied a tax on all taxable property, both real and personal, within The City of Seattle and subject to taxation under the laws of the State of Washington in the amount of \$989,764,868, which is calculated as \$3.60 per \$1,000 of estimated assessed value of all taxable property in the city. This tax is levied for the purpose of raising revenue to finance the various departments and activities of the municipal government of The City of Seattle for the fiscal (calendar) year 2022. The following sentence is provided for information only. This levy has been calculated at the following dollar rates per \$1,000 of assessed value: \$3.375 for general municipal purposes as allowed by RCW 84.52.043 (which includes up to \$0.225 for the Firemen's Pension Fund as allowed by RCW 41.16.060); and \$0.225 for general municipal purposes and the Firemen's Pension Fund as allowed by RCW 41.16.060. This levy includes an amount of \$100,000 or the highest lawful amount as the King County Assessor may certify, whichever is higher, to recover amounts refunded within the preceding 12 months. This levy also includes an amount of \$100,844,414 for transportation purposes in accordance with Ordinance 124796; an amount of \$3,000,000 for election vouchers funding purposes in accordance with Resolution 31601 and Seattle Municipal Code Sections 2.04.600-696; an

amount of \$41,428,571 for low-income housing purposes in accordance with Ordinance 125028; an amount of \$88,502,856 for education purposes in accordance with Ordinance 125604; and an amount of \$30,981,524 for library maintenance and services in accordance with Ordinance 125809.

B. If the total of the amounts of taxes stated in subsection 1.A or the total of the tax rate stated in subsection 1.A would be in excess of any maximum allowed by law, then such taxes shall be reduced to the maximum amount allowed. The maximum amount allowed by law includes the maximum amount of regular property taxes approved by vote of the people of The City of Seattle pursuant to RCW 84.55.050. For purposes of this subsection, the maximum amount of regular property taxes is determined by the King County Assessor as follows. First, the Assessor determines the amount of regular City property taxes that could be levied for collection in 2022 had the voters approved none of the levy lid lift measures submitted pursuant to RCW 84.55.050, Seattle Municipal Code Sections 2.04.600-696, and Ordinances 124796, 125028, 125604, and 125809. This amount is computed by the Assessor by multiplying the amount of general-purpose regular property taxes levied for collection in 2021 by a limit factor. The limit factor is the lesser of 101 percent or 100 percent plus the rate of inflation, unless, pursuant to RCW 84.55.0101, the Council finds that there is a substantial need to use and approves the use of 101 percent as the regular property tax limit factor. Second, the Assessor adds the levy for tax refunds authorized by RCW 84.68.040, RCW 84.69.180, and RCW 84.55.070; plus the allowance authorized by RCW 84.55.010 for new construction, increases in assessed value due to construction of electric generation wind turbine facilities classified as personal property, improvements to property, and any increase in the assessed value of state-assessed property. Then, to that total amount is added the five, dollar amounts set forth in the last sentence of subsection 1.A authorized for 2022 collection in the approvals given by the voters of the City pursuant to RCW 84.55.050 and those enumerated ordinances.

Section 2. Voter-approved excess taxes for bonds. In addition, a further tax is levied to raise revenue to provide for the interest on and redemption of voter-approved general obligation bonds for the fiscal year 2022 in the amount of \$16,312,800. This tax is applicable to all taxable property within The City of Seattle.

Section 3. The several provisions of this ordinance are declared to be separate and severable and the invalidity of any clause, sentence, paragraph, subdivision, section, subsection, or portion of this ordinance, or the invalidity of the application thereof to any person, property, or circumstance, shall not affect the validity of the remainder of this ordinance or the validity of its application to other persons, property, or circumstances.

Section 4. Any act pursuant to the authority of this ordinance taken after its passage and prior to its effective date is ratified and confirmed.

Section 5. This ordinance shall take effect and be in force 30 days after its approval by the Mayor, but if not approved and returned by the Mayor within ten days after presentation, it shall take effect as provided by Seattle Municipal Code Section 1.04.020.

Passed by the City Council the _____ day of _____, 2021, and signed by
me in open session in authentication of its passage this _____ day of _____, 2021.

President _____ of the City Council

Approved / returned unsigned / vetoed this _____ day of _____, 2021.

Jenny A. Durkan, Mayor

Filed by me this _____ day of _____, 2021.

Monica Martinez Simmons, City Clerk

(Seal)

SUMMARY and FISCAL NOTE*

Department:	Dept. Contact/Phone:	CBO Contact/Phone:
CBO	Dave Hennes/4-0537	Dave Hennes/4-0537

** Note that the Summary and Fiscal Note describes the version of the bill or resolution as introduced; final legislation including amendments may not be fully described.*

1. BILL SUMMARY

Legislation Title: AN ORDINANCE relating to the levy of property taxes; fixing the rates and/or amounts of taxes to be levied, and levying the same upon all taxable property, both real and personal, in The City of Seattle, to finance the departments and activities of City government and to provide for the general obligation bond interest and redemption requirements for the year beginning on the first day of January 2022; and ratifying and confirming certain prior acts.

Summary and background of the Legislation: This ordinance imposes the City's property tax for 2022 to pay for City government activities and for general obligation bond interest and redemption.

RCW 84.55.010 provides that the City may, with a simple majority vote of the Council, levy a property tax increase equal to inflation but not greater than a 1% increase over the prior year's regular property tax collection. If inflation is lower than 1%, the law requires a majority plus one vote, with a finding of substantial need, to have a tax increase exceed inflation to the maximum of 1%. Inflation is measured by the implicit price deflator for the United States published in September. In most years, the inflation rate will exceed 1%. This year the rate prior to revision is 3.86%. Thus, the attached Bill does not contain, and the Council will not need to make a finding of substantial need with approval by a majority plus one vote to provide for the use of 101% as the regular property tax limit factor. The Council may not increase regular property taxes above 1% without a vote of the people.

Other than the 1% increase in the regular non-voted current expense property tax levy proposed in the attached Bill, the same 1% increase is applied to the Move Seattle Transportation levy lid lift, the Families, Education, Preschool and Promise levy lid lift and the Library Services levy lid lift per the terms of their respective ordinances. All other lid lifts are flat amounts year over year. No existing lid lifts expired in 2021 and no new lid lifts were added. Altogether, these changes result in an overall increase from 2021 of \$5,185,720, which does not include changes in the excess levy for redemption of general obligation bonds, the "refund fund levy" or additional taxes resulting from new construction, construction of wind turbine facilities classified as personal property, improvements to property, or increases in the value of state-assessed property.

It also does not include levy amounts for the Metropolitan Parks District (MPD). Pursuant to RCW 35.61, the MPD is a legally separate taxing jurisdiction from the City of Seattle, whose property tax levy authority of \$0.75 per \$1,000 assessed value is outside of the City's statutory rate limit of \$3.60 per \$1,000 assessed value. The MPD began collecting tax revenues in the 2016 tax collection year.

Additionally, this ordinance includes a levy of \$16,312,800 for interest on and redemption of voter-approved general obligation bonds for the fiscal year 2022, a decrease of \$6,451,400 from the amount levied for collection in 2021. This amount includes payment amounts against the Libraries and Seawall bonds.

2. CAPITAL IMPROVEMENT PROGRAM

Does this legislation create, fund, or amend a CIP Project? ___ Yes X No

3. SUMMARY OF FINANCIAL IMPLICATIONS

Does this legislation amend the Adopted Budget? ___ Yes X No

Does the legislation have other financial impacts to the City of Seattle that are not reflected in the above, including direct or indirect, short-term or long-term costs?

Yes. This legislation authorizes collection of the City's several property tax levies in calendar year 2022. See following sections for more details.

Is there financial cost or other impacts of *not* implementing the legislation?

Without this legislation, no **increase** in property tax revenue, other than that resulting from a voted levy lid lift, new construction, improvements to property, construction of wind turbine facilities classified as personal property, and any increase in the value of state-assessed property, may be authorized. The cost of not implementing this legislation is the 1% increase over the 2021 current expense levy, Families, Education, Preschool and Promise levy lid lift, Move Seattle Transportation levy lid lift and Library Services levy lid lift, estimated to be \$10.4 million. If not passed, the County Assessor will levy the same amounts (general expense and levy lid lifts) as levied for the 2021 tax collection year plus any newly voter-approved levy lid lifts (of which there are none in 2022), amounts resulting from new construction, improvements to property, construction of wind turbine facilities classified as personal property, and any increase in the value of state-assessed property.

3.b. Revenues/Reimbursements

X This legislation adds, changes, or deletes revenues or reimbursements.

Anticipated Revenue/Reimbursement Resulting from this Legislation:

Fund Name and Number	Dept	Revenue Source	2021 Revenue	2022 Estimated Revenue
00100 General Fund	General Fund	Property Tax	\$291,581,254	\$306,333,881
10398 Move Seattle Levy Fund	Transportation	Property Tax	\$99,845,955	\$100,844,414
16418/16419 2016 Housing Levy Capital Fund/2016 Levy O&M Fund	Office of Housing	Property Tax	\$41,428,571	\$41,428,571
18200 2019 Library Levy Fund	Seattle Public Library	Property Tax	\$30,674,777	\$30,981,524
12300 Election Vouchers Fund	Ethics & Elections Commission	Property Tax	\$3,000,000	\$3,000,000
17871 Families, Education, Preschool and Promise Fund	Dept. of Education & Early Learning	Property Tax	\$87,626,590	\$88,502,856
20140 UTGO Bond Interest & Redemption Fund	FAS	Property Tax	\$22,764,200	\$16,312,800
TOTAL			\$576,921,347	\$587,404,046

Is this change one-time or ongoing?

One-time.

4. OTHER IMPLICATIONS

- a. Does this legislation affect any departments besides the originating department?**
See the “Anticipated Revenue” Table above for affected departments.

b. Is a public hearing required for this legislation?

Yes. Public hearings will take place on October 12, 2021 and November 10, 2021.

c. Is publication of notice with *The Daily Journal of Commerce* and/or *The Seattle Times* required for this legislation?

No

d. Does this legislation affect a piece of property?

No

e. Please describe any perceived implication for the principles of the Race and Social Justice Initiative. Does this legislation impact vulnerable or historically disadvantaged communities? What is the Language Access plan for any communications to the public?

The revenues generated through the property tax, both general expense and levy lid lifts for particular purposes, support a broad range of government services, many of which support vulnerable or historically disadvantaged communities. This legislation has no policy or program implementation ramifications affecting vulnerable or historically disadvantaged communities beyond providing the underlying funding that supports City programs. Increases in taxes may disproportionately affect low-income individuals.

f. Climate Change Implications

1. Emissions: Is this legislation likely to increase or decrease carbon emissions in a material way?

Neither. This legislation only provides authorization to collect property taxes. It has no direct policy or programmatic effects on carbon emissions.

2. Resiliency: Will the action(s) proposed by this legislation increase or decrease Seattle's resiliency (or ability to adapt) to climate change in a material way? If so, explain. If it is likely to decrease resiliency in a material way, describe what will or could be done to mitigate the effects.

Neither. This legislation only provides authorization to collect property taxes. It has no direct policy or programmatic effect.

g. If this legislation includes a new initiative or a major programmatic expansion: What are the specific long-term and measurable goal(s) of the program? How will this legislation help achieve the program's desired goal(s).

N/A

List attachments/exhibits below:



Legislation Text

File #: CB 120204, **Version:** 1

CITY OF SEATTLE
ORDINANCE _____
COUNCIL BILL _____

AN ORDINANCE authorizing the levy of regular property taxes by The City of Seattle for collection in 2022, representing an increase above the regular property taxes levied for collection in 2021; and ratifying and confirming certain prior acts.

WHEREAS, to increase regular property taxes, RCW 84.55.120, as approved by the voters of the State of Washington in "Referendum 47" on November 4, 1997, requires the City to enact a separate ordinance indicating the change in taxes from the previous year in terms of percentage and total amount; and

WHEREAS, The City of Seattle proposes to make its regular property tax levy for collection in 2022 in the amount reflected in the companion ordinance to this bill, which is commonly known as the "Long Property Tax Ordinance"; and

WHEREAS, the Long Property Tax Ordinance for 2022 authorizes an increase above the amount of regular property taxes levied for collection in 2021; and

WHEREAS, pursuant to RCW 84.55.120, after proper notice was given, the City Council held public hearings on October 12, 2021 and November 10, 2021, to consider The City of Seattle's 2022 budget and the regular property tax levy to support it; and

WHEREAS, notice of the City Council's consideration of this ordinance has been provided in the usual manner for other proposed City ordinances; NOW, THEREFORE,

BE IT ORDAINED BY THE CITY OF SEATTLE AS FOLLOWS:

Section 1. Regular property taxes for collection in 2022 are authorized in the amount reflected in the ordinance introduced as Council Bill 120203. Not including increases resulting from the addition of new

construction, construction of wind turbine facilities classified as personal property, improvements to property, and any increase in the value of state-assessed property, the regular property tax levy for 2022 collection represents an increase above regular property taxes levied for collection in 2021 (excluding the "refund fund levy" in both instances) of \$5,185,720, which is a 0.92 percent increase. These regular property tax levies for collection in 2021 and 2022 include regular property tax "levy lid lifts" previously approved by the voters of The City of Seattle.

Section 2. Any act consistent with the authority of this ordinance taken after its passage and prior to its effective date is ratified and confirmed.

Section 3. This ordinance shall take effect and be in force 30 days after its approval by the Mayor, but if not approved and returned by the Mayor within ten days after presentation, it shall take effect as provided by Seattle Municipal Code Section 1.04.020.

Passed by the City Council the _____ day of _____, 2021, and signed by me in open session in authentication of its passage this _____ day of _____, 2021.

President _____ of the City Council

Approved / returned unsigned / vetoed this _____ day of _____, 2021.

Jenny A. Durkan, Mayor

Filed by me this _____ day of _____, 2021.

Monica Martinez Simmons, City Clerk

(Seal)

SUMMARY and FISCAL NOTE*

Department:	Dept. Contact/Phone:	CBO Contact/Phone:
CBO	Dave Hennes/4-0537	Dave Hennes/4-0537

** Note that the Summary and Fiscal Note describes the version of the bill or resolution as introduced; final legislation including amendments may not be fully described.*

1. BILL SUMMARY

Legislation Title: AN ORDINANCE authorizing the levy of regular property taxes by The City of Seattle for collection in 2022, representing an increase above the regular property taxes levied for collection in 2021; and ratifying and confirming certain prior acts.

Summary and background of the Legislation: This legislation, commonly known as the “Short Property Tax Ordinance” reflects changes in the regular property taxes in terms of dollars and percentages. It is a companion to the ordinance authorizing Seattle’s property tax levies, commonly known as the “Long Property Tax Ordinance.”

Since the approval of Referendum 47 in November 1997, state law has required that taxing jurisdictions adopt, by a majority of their legislative body, a separate ordinance authorizing regular property tax increases, other than increases due to certain excluded assessed property values identified below. The ordinances must show the authorized increase in terms of both dollars and percentages. Due to the exclusion of increases due to new construction, construction of wind turbine facilities classified as personal property, improvements to property, the value of state-assessed property, and refund adjustments to the levy amount, the actual year-over-year change in the City’s regular levy will differ from the calculated change in this legislation. Seattle’s Long Property Tax legislation, which is the authorizing legislation for the City’s property tax levy, provides a more detailed description of Seattle’s actual property tax levy and revenues.

Due to the 1 percent increase in the regular non-voted property tax levy, the “Move Seattle” Transportation levy lid lift, the Families, Education, Pre-School and Promise lid lift and the Library Services levy lid lift proposed in the attached Bill, the City of Seattle’s 2021 levy for collection in 2022 represents an increase of \$5,185,720 (0.92%) from 2021. As noted above, this does not include the “refund fund levy,” or additional taxes resulting from new construction, construction of wind turbine facilities classified as personal property, improvements to property, or an increase in the value of state-assessed property.

2. CAPITAL IMPROVEMENT PROGRAM

Does this legislation create, fund, or amend a CIP Project? ___ Yes X No

3. SUMMARY OF FINANCIAL IMPLICATIONS

Does this legislation amend the Adopted Budget? ___ Yes X No

Does the legislation have other financial impacts to the City of Seattle that are not reflected in the above, including direct or indirect, short-term or long-term costs?

Please see the Fiscal Note to the 2021 Long Property Tax Ordinance, which authorizes the City's actual property tax levies.

Is there financial cost or other impacts of *not* implementing the legislation?

Please see the Fiscal Note to the 2021 Long Property Tax Ordinance, which authorizes the City's actual property tax levies.

4. OTHER IMPLICATIONS

a. Does this legislation affect any departments besides the originating department?

See the Summary above and the "Anticipated Revenue" table in the companion Fiscal Note for the Long Property Tax Ordinance for affected departments.

b. Is a public hearing required for this legislation?

Yes. Public hearings will take place on October 12, 2021 and November 10, 2021.

c. Is publication of notice with *The Daily Journal of Commerce* and/or *The Seattle Times* required for this legislation?

No.

d. Does this legislation affect a piece of property?

No.

e. Please describe any perceived implication for the principles of the Race and Social Justice Initiative. Does this legislation impact vulnerable or historically disadvantaged communities? What is the Language Access plan for any communications to the public?

The revenues generated through the property tax, both general expense and levy lid lifts for particular purposes, support a broad range of government services, many of which support vulnerable or historically disadvantaged communities. This legislation has no policy or program implementation ramifications affecting vulnerable or historically disadvantaged communities beyond providing the underlying funding that supports City programs. Increases in property tax levies may disproportionately affect low-income taxpayers.

f. Climate Change Implications

1. Emissions: Is this legislation likely to increase or decrease carbon emissions in a material way?

Neither. This legislation only provides authorization to collect property taxes. It has no direct policy or programmatic effects on carbon emissions.

2. Resiliency: Will the action(s) proposed by this legislation increase or decrease Seattle's resiliency (or ability to adapt) to climate change in a material way? If so,

explain. If it is likely to decrease resiliency in a material way, describe what will or could be done to mitigate the effects.

Neither. This legislation only provides authorization to collect property taxes. It has no direct policy or programmatic effect.

- g. If this legislation includes a new initiative or a major programmatic expansion: What are the specific long-term and measurable goal(s) of the program? How will this legislation help achieve the program's desired goal(s).**

N/A

List attachments/exhibits below: