

# *Seattle Department of Neighborhoods*

## Libraries, Education & Neighborhoods Committee Presentation

May 9, 2024

*Presented by:  
Jenifer Chao, DON Director*



**Seattle**  
Neighborhoods

# STRATEGIC PARTNERSHIPS



**Seattle**  
Neighborhoods



The 'One Seattle' vision requires a community engagement catalyst to serve as a cohesive bridge between City departments and the community.

## BACKGROUND

**DON is the engagement arm of the City.**

We create cohesion across City departments to provide strategic planning, coordination, and support on community relations, with a focus on increasing equitable engagement in communities most impacted by the City's growth and infrastructure needs.





## Strategic Partnerships Mission

Ensure City of Seattle programs engage meaningfully and inclusively and are responsive to the diverse and unique needs of community.



# Strategic Partnerships Team

The Strategic Partnerships Team comprises two vital programs: **Equity & Engagement Advisors** and **Community Liaisons**.

Each team leverages their deep connections with community to work closely with other City departments.

These departments contract with DON to ensure that their programs and offerings are tailored with meaningful community engagement.



# **EQUITY & ENGAGEMENT ADVISORS**



# Equity & Engagement Advisors

- **Provide Leadership** – Design, lead, and implement strategic, equitable community outreach and engagement efforts.
- **Foster Relationships** – Partner with community for solutions.
- **Center Equity and Inclusion** – Advise and create policies on equity.



# Staffing & Budget: Equity & Engagement Advisors

Year	Personnel	FTE
2024	\$781,564	7.00
2023	\$763,264	7.00
2022	\$864,396	7.00
2021	\$824,945	7.00
2020	\$1,071,645	8.00



# Equity & Engagement Advisors Case Study: SPU Business Plan

## Project:

Seattle Public Utilities (SPU) updates their Strategic Business Plan regularly to focus their work and better meet the needs of customers & community.

## Issue:

How to meaningfully engage and include all communities on the topic of a business plan update.

## Solution:

Co-design materials with Community Liaisons to meet community, in every Council District, at their understanding of SPU with a focus on BIPOC, immigrant, refugee, and low-income communities who have historically been excluded.



# Equity & Engagement Advisors

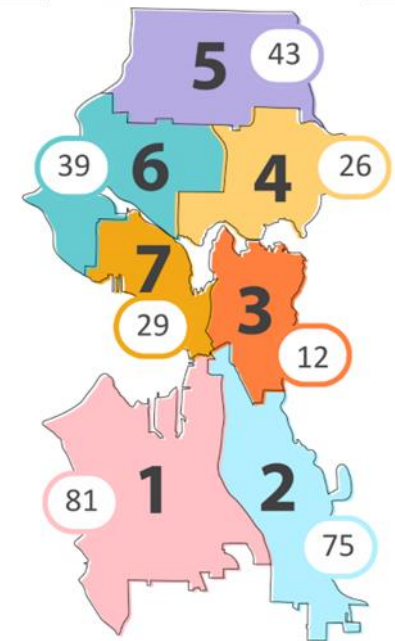
## Case Study: SPU Business Plan

### Impact:

- Engaged over 1,155 customers across all Council Districts via survey and data points
- 85% of events in Environmental Justice neighborhoods
- 23% non-English survey responses



### Survey Responses by 2024 City Council Districts



### In the Words of Our Department Partner:

"The expertise and innovative solutions provided by DON are assisting SPU in strengthening its dedication to community-centered, equitable engagement strategies." - SPU Division Director

# Equity & Engagement Advisors

## Case Study: SDOT Flip Your Trip

### Project:

SDOT's Flip Your Trip program aims to decrease reliance on single-occupancy vehicles to align with the City's equity, safety, mobility, and sustainability goals.

### Issue:

There was little to no awareness of the Flip Your Trip program in BIPOC communities.

### Solution:

- Address barriers to participation by partnering with Community Based Organizations.
- Involve a trusted community member representing the Black community and biking spaces as a messenger to foster trust and connection.



# Equity & Engagement Advisors

## Case Study: SDOT Flip Your Trip

### Impact:

- 65% felt the support & tools improved their travel options
- 66% used different travel options

### In the Words of Our Department Partner:

"DON's role in facilitating these efforts underscores its critical contribution to city staff, like myself, who may lack deep-rooted community connections." - SDOT New Mobility Program Manager





# 2024 Equity & Engagement Advisor Project List

## Seattle Department of Transportation:

- Seattle Transportation Plan (STP)\*
- Rainier Ave S Bus Lanes Phase 2 +\* Rainier Improvements (VZ)
- Aurora Ave N\*
- Low-Pollution Neighborhood Community Conversations
- RapidRide J Line
- ADA Program and Transition Plan Update
- Central District Healthy Street
- Safety Transportation Research
- 12th Ave Safety Corridor
- Bike & Scooter Share Outreach
- Outdoor Activation Toolkit
- Travel Options Community Relationship Building
- Title 15 Street Use

## Seattle Public Utilities:

- CRP Member Recruitment and Orientation\*
- Project and Program Specific Outreach and Engagement Support (and related to RET's)
  - SPU Strategic Business Plan\*
  - Longfellow Starts Here Project\*
  - Holden NDS Project\*
  - Watershed Equity Tours (WET) Program\*
  - Rainier View Project\*
  - Delridge Art Project\*
  - WMBE Outreach Events and Strategies
  - Emergency Response Project
  - Multifamily Recycle Outreach Project
- Community Relationship and Capacity Building Consultation and Training

*\* Projects continuing from 2023*



# **COMMUNITY LIAISONS**



# Community Liaisons

- Community Liaisons are independent contractors who bridge historically underserved communities with City government.
- Their role is to ensure underrepresented groups have access to City information, resources, and decision-making power.
- The program currently has **46 Community Liaisons**.

# Staffing & Budget: Community Liaisons Program

Year	Personnel	FTE
2024	\$296,597	3.00
2023	\$443,510	4.00
2022	\$427,423	4.00
2021	\$295,100	3.00
2020	\$420,796	3.75



# Community Liaisons are Expert Community Navigators

- African American
- Cambodian (Khmer)
- Cham
- Chinese (Mandarin, Cantonese, Toishanese)
- Eritrean (Tigrinya)
- Ethiopian (Amharic and Oromo)
- Filipino (Tagalog, Ilocano)
- Korean
- Laotian
- Latinx (Spanish)
- LGBTQ+
- Native American
- People Living with Disabilities
- Renters
- Russian
- Seniors
- Somali
- Unhoused / Unsheltered
- Vietnamese



# Community Liaisons Case Study: Seattle City Light Electrification Outreach

**Project Summary:** An 8-month pilot project that enrolls residents in energy-saving home improvement plans.

**Community Liaisons:** Cantonese, Somali, Spanish and Vietnamese liaisons provided on-site assistance, attended community outreach events, provided language services during home assessments, and summarized engagement reports.

**Impacts:** Helped recruit over 30-40 home assessments and 12 free heat pump installations for eligible households.



# Community Liaisons Case Study: SPU Adopt A Street

**Project Summary:** SPU Adopt a Street is a grassroots litter removal program in Seattle that helps keep our streets clean.

**Community Liaisons:** Cantonese, Mandarin, Spanish, Somali, Amharic, Filipino, and Vietnamese liaisons engaged communities to encourage volunteer sign-ups in Lake City, University District, Columbia City, Delridge, Chinatown International District, South Park, and Rainier Beach.

## Impacts:

- Increased volunteer sign-ups to over 1,000 community participants due to Community Liaison efforts.
- 33,980 volunteers dedicated to keeping Seattle streets clean.
- A total of about 404,126 pounds of trash have been collected.



# 2024 Community Liaisons Project List

## Seattle Department of Transportation

- Aurora Ave North Engagement\*
- Regional Reduced Fare Permit Senior Program (RRFP)\*
- Seattle Transportation Plan\*
- Sound Transit 3 (ST3)\*
- Transportation Funding Priority CL Focus Group
- Rainier Bus Lane
- Safety Assessment Plan
- Automated Vehicle Inclusive Planning
- Low-Pollution Neighborhood Community

## Seattle Parks & Recreation

- Little Saigon Park\*

## Human Services Department

- Age Friendly Seattle\*

## Seattle Public Utilities

- Adopt a Drain\*
- Adopt a Street\*
- North Thornton NDS Project\*
- Trees for Neighborhood\*
- Strategic Business Plan\*
- Side Sewer Assistance Program
- Fats/Oils/Grease & What to Flush
- Bitter Lake Reservoir Project
- Water Conservation Advisory Group
- Food Waste Prevention

## Department of Neighborhoods

- Historic Preservation\*
- PACE/CL Collaboration\*
- Food Equity Fund\*
- Leadership Development\*

## Seattle City Light

- Communications\*
- Community Engagement for Climate Resilience Strategy \*
- Building Electrification & Skyway Pilot\*
- Public EV Charging
- Transportation Electrician
- Time of Use Rates

## Seattle Public Libraries

- High Point Programming
- NewHolly Programming
- Community Connections at Lake City
- Ducks in a Row

*\* Projects continuing from 2023*



# NEIGHBORHOOD MATCHING FUND



**Seattle**  
Neighborhoods

# Neighborhood Matching Fund





The Neighborhood Matching Fund (NMF) provides community groups with matching funds to support community-driven projects.

## Overview

Over the years, we've funded over 5,000 projects across the city of Seattle. Every funding award is matched by volunteer labor, donated materials, donated professional services, and cash.





## Why It Works

- Supports ideas initiated and championed by community.
- Strengthens community engagement and relationships.
- Supports and encourages volunteerism.
- Leverages community contributions and develops partnerships.
- Enhances the city's vibrancy and values.



Neighborhood groups, community organizations, informal groups, and business groups who want to do a project to build stronger community connections are encouraged to apply.

## Who We Fund

*All applicant groups must be open and inclusive, actively engage diverse community members, and be significantly composed of people who live and/or work in Seattle.*





## What We Fund

**NMF funds a variety of unique and creative community projects.**

To be eligible for funding, a project must:

- Involve community members in creating and completing the project
- Create community improvements
- Be free and open to all members of the public
- Demonstrate community match



# Application Timelines & Available Funds

NMF consists of two funds totaling over \$2 million annually:

## **Small Sparks Fund (grants up to \$5,000)**

- Ongoing through 10/31

## **Community Partnership Fund (grants up to \$50,000)**

- March 11<sup>th</sup> and September 9<sup>th</sup>

# Current Staffing

Position Titles	Full Time Equivalent (FTE)
Community Grants Manager*	1.0 FTE
Project Manager (Senior P&D II)	3.0 FTE
Contract Specialist	1.0 FTE
Administrative Specialist**	.5 FTE
<b>Total FTE</b>	<b>5.5 FTE</b>
*1.0 FTE Community Grants Manager also oversees Food Equity Fund. **1.0 FTE Administrative Specialist is split with Food Equity Fund.	





## A Playground for ALL

This improvement project at Green Lake Elementary School created a more equitable, inclusive, and enjoyable playground. NMF funds were used to install a new ADA accessible ramp, create a hillside play space with play features, seating areas, and accessible slides, and replace wood chips with wheelchair accessible artificial turf.

**Award: \$50,000**

**Community Match: \$351,241**





# Through the Eyes of a Tiger

A team of photographers came together to create a photo documentary project that explored the Chinatown International District and documented occurrences within the boundaries of this historic neighborhood during the Lunar Year of the Tiger in 2022.

**Award:** \$48,451      **Community Match:** \$50,580





# Día de los Muertos Community Celebration

NMF funds supported the Día de los Muertos celebration in the Phinney-Greenwood neighborhood in 2022. This Mexican holiday honors the deceased with a cultural extravaganza filled with food, drink, and festivities.

**Award:** \$5,000

**Community Match:** \$5,910





# B.U.I.L.D Holiday Bowl

BUILD 2022 was a series of community-building events to create leadership opportunities for Black men to positively impact, heal, unite, inspire, celebrate, engage and build their community. Events included BUILD Community Movie Nights, BUILD Holiday Bowl, BUILD Barbershop Series, and BUILD Community Kickball Event.

**Award: \$50,000      Community Match: \$42,280**





# Volunteer Park Amphitheater

This community project focused on the planning and design of a new amphitheater at Volunteer Park. The project included improvements in design and acoustics, protection of performers from the elements, lawn grading, and improved community access, activating the park more often and returning the great West Lawn of Volunteer Park to recreational use.

**Awards: \$100,000   Community Match: \$130,249**



# **FUNDING, IMPACT AND INVESTMENT**

# Awards by Type (2019-2023)

Project Types	Number of SS Awarded	Number of CPF Awarded
Arts & Culture	74	85
Events	73	27
Physical Improvement	49	48
Planning & Design	14	21
Race & Social Justice	34	42
<b>Grand Total</b>	<b>244</b>	<b>223</b>



# 2019-2023 Small Sparks by Council District

Council Districts	# Projects	Award Amount	Match
Citywide (One or more Districts)	24	\$108,292	\$124,981
District 1	26	\$106,795	\$125,720
District 2	66	\$306,312	\$512,305
District 3	37	\$163,253	\$153,222
District 4	26	\$115,383	\$173,040
District 5	27	\$112,732	\$123,735
District 6	17	\$70,899	\$104,819
District 7	21	\$88,852	\$129,381
<b>Grand Total</b>	<b>244</b>	<b>\$1,072,518</b>	<b>\$1,447,203</b>

# 2019-2023 Community Partnership Fund by Council District

Council Districts	# Projects	Award Amount	Match
Citywide (One or more Districts)	51	\$1,687,780	\$2,478,598
District 1	14	\$527,940	\$446,816
District 2	56	\$2,045,177	\$2,219,125
District 3	29	\$1,032,162	\$896,585
District 4	22	\$799,200	\$873,261
District 5	17	\$558,902	\$467,455
District 6	14	\$470,895	\$332,355
District 7	20	\$642,687	\$820,947
<b>Grand Total</b>	<b>223</b>	<b>\$7,764,743</b>	<b>\$8,535,142</b>

# FOOD EQUITY FUND



**Seattle**  
Neighborhoods

# Food Equity Fund



Black Dollar Days Taskforce’s Youth Farm participants with pumpkins they grew from their new garden behind the Amy Yee Tennis Center.



Clockwise from L to R: City Fruit volunteer with apples they just harvested, Villa Comunitaria’s garden beds and greenhouse building at Marra Farms



# What is the Food Equity Fund?

The Food Equity Fund invests in food work led by those who experience the most food and health inequities: **Black, Indigenous, People of Color, immigrants, refugees, people with low incomes, youth, and/or elders.**

The Fund was created based on guidance from the [Sweetened Beverage Tax Community Advisory Board](#) and [SMC 5.53.055](#)



Khalil Griffin of Beacon Hill Food Forest preparing starts for the new season



# Sweetened Beverage Tax (SBT) Background

## Community Advisory Board in 2023



Jalmeé Marsh  
#1: Food Access  
FEEST



Barbara Baquero  
#2: Food Access  
UW School of Public Health



Rebecca Finkel  
#3: Food Access  
Puget Sound Education  
Service District



Bilan Aden  
#4: Community  
African Community Housing  
& Development



Tanika Thompson-Bird  
#5: Community  
Got Green



Christina Wong  
#6: Public Health  
Northwest Harvest



Kristin Sukys  
#7: Public Health  
Food is Medicine  
Consultant



Jen Moss  
#8: Public Health  
WSU SNAP-Ed



Barbara Rockey  
#9: Public Health  
Treehouse



Munira Mohamed  
#10: Early Learning  
Treehouse



Dan Torres  
#11: Early Learning  
Bezos Family Foundation

Tax is levied on distributors of sugary beverages (1.75 cents per ounce)

Food Equity Fund is one of the Community Advisory Board's signature programs. SBT also funds Fresh Bucks (OSE), Pre-natal to Three Grant (DEEL), food banks and home delivery programs (HSD) and many more!

# Grant Structure

Grant	Award	Feature
Food Equity Fund	Up to \$100,000	Community review panel makes funding recommendations to Department Director
Starter Fund*	Up to \$25,000	Prioritizes organizations with <\$500k annual budget

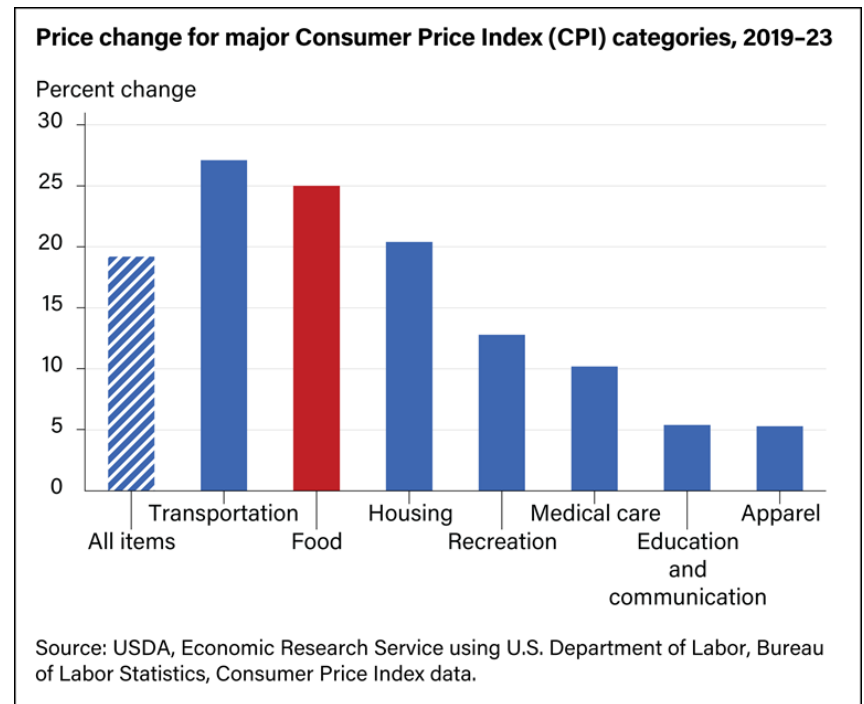
\*Starter Fund was created in 2023 as a low-barrier grant program focused on smaller grassroots organizations working in the local food system. Last year, we awarded **\$318,000** to 16 organizations. For 50% of the selected organizations, this was their first City grant.

# Landscape Analysis

From 2019 to 2023, the all-food Consumer Price Index (CPI) rose by 25.0 percent.

For 2022, food prices increased faster than any year since 1979.

Anecdotally, we saw an increase of groups that historically didn't consider themselves 'food organizations' take on food given the high need. At the same time, demand increased for existing food-based organizations.



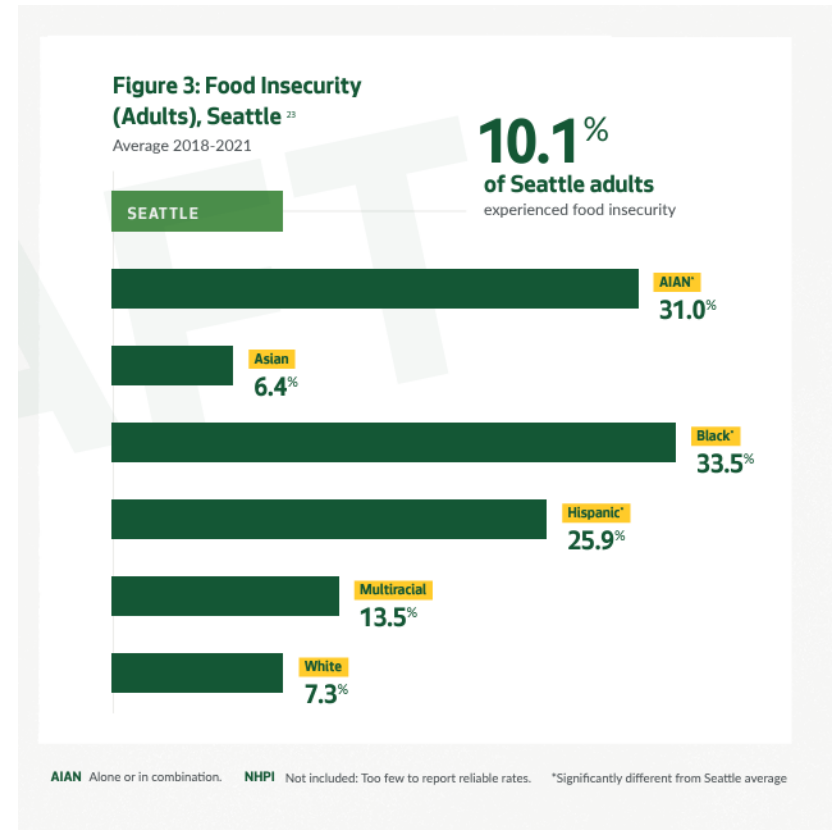
# Context: Persistent Need

In Seattle and across the U.S., rates of food insecurity differ by race, place, and income.

- 10% of Seattle adults experience food insecurity.
- Black, Hispanic and AIAN populations experience food insecurity at significantly higher rates

Learn about the root causes of food insecurity on Seattle’s Race and Social Justice Initiative webpage:

[Food Insecurity - RSJI | seattle.gov](https://seattle.gov/food-insecurity-rsji)



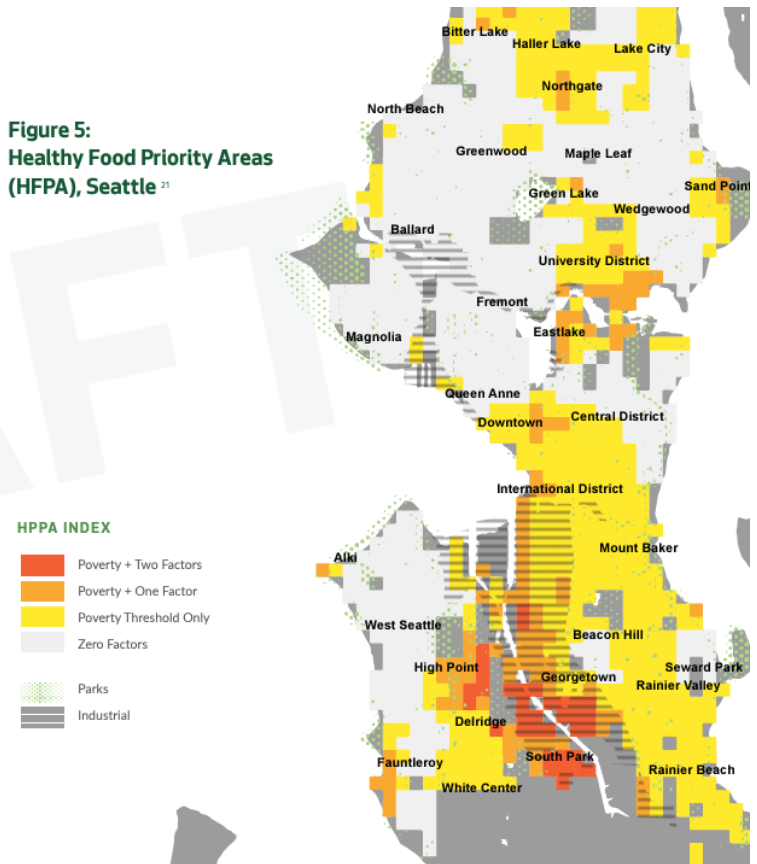
Source: King County Public Health



# Context: Persistent Need

Local mapping studies show that low-income and BIPOC neighborhoods have a higher percentage of unhealthy food retailers and longer travel times to healthy food retailers, especially in areas near the southern boundary around the Duwamish waterway (including Georgetown, South Park, Delridge, and High Point) and in small pockets in the north end.

Figure 5:  
Healthy Food Priority Areas  
(HFFPA), Seattle <sup>21</sup>



# Food Equity Fund in Numbers



Chef Leticia Sanchez, owner of the Oaxacan restaurant El Ca Brito leading a workshop on guacamole with students and families at Concord International Elementary

Year	funding available	\$ of funding requests	applicants awarded
2022	\$3.6M	\$10.4M	41
2023	\$2.3M	\$8.4M	37
2024	\$2.2M	\$7.9M and counting	TBD

# Food Equity Fund Map



Screenshot of Food Equity Fund GIS map, last updated June 2023

- Since 2021, we've received **\$18.4 million** (and counting) in requests for funding.
- As of April 2024, we've funded **75** unique organizations in less than 3 years.
- We are on track to grant **\$8.6 million** in funding to a diverse cohort of grantees.
- Support a wide range of projects including community gardens, youth leadership development, new and innovative food distribution sites, and more.

# Food Equity Fund By Strategy

Year	Grocery distribution/ food pantry	Community meals	Urban agriculture projects	Food and nutrition education Projects	Other, etc.
2021	63%	38%	19%	81%	19%
2022	71%	22%	34%	46%	7%
2023	50%	29%	34%	55%	11%



# Outreach and Technical Support



Northend Informational Session with North Seattle College, Urban Native Education Alliance, and Somos Mujeres Latinas with support from Community Liaison Cesar Garcia



## 2023 Application Materials:

- [Application](#)
- [Guidelines](#)
- [Narrative Questions](#)
- [Workplan](#)
- [Grant Request Budget](#)
- [Leadership Biographies](#)
- [Community Reviewer Application](#)

[Español](#) | [Af Soomali](#) | [繁體中文](#) | [Tiếng Việt](#) | [አማርኛ](#) | [Tagalog](#)

## Information Sessions and Office Hours



Join a virtual information session to learn more about the application process, qualities of a strong proposal and to ask any questions. Please register for an [information session here](#). Dates and times to be announced.

Watch a [recorded information session](#) and/or read [answers to questions](#) (last updated 2/22/2023) from all previous information sessions.

[www.seattle.gov/neighborhoods](http://www.seattle.gov/neighborhoods) | 206.684.0464



*A Message From The People... To The People*



[www.seattle.gov/neighborhoods](http://www.seattle.gov/neighborhoods) | 206.684.0464

# Grantee Highlight: FamilyWorks



One of FamilyWorks' mobile food pantry offering fresh produce for free to community members. (Photo courtesy of FamilyWorks.)

**FamilyWorks** manages two food banks (Wallingford, and Greenwood Food Bank) a Mobile Food Pantry, home delivery and a text-based pick-up service.

## **Impact during FEF contract period (\$150,000)**

Provided culturally responsive food to:

- 10,295 people via two food banks
- 3,768 people via mobile food pantry
- 4,207 people via home delivery
- 531 people via text-based pick up

Established and strengthened relationships with 10 local farmers including: Muckleshoot Tribe, Cascadia Produce, Alvarez Farms, Aztec Imports, Friendly Hmong Farms and more.

**Serving neighborhoods/population:** low-income families in Wallingford, Greenwood, Phinney Ridge, Bitter Lake, Roosevelt, Crown Hill, Green Lake, Fremont.

# Grantee Highlight: Friendly Islands of Tonga Seniors, Youth and Family (FITS)

FITS was founded in 1983 to provide a sense of belonging and community for newly immigrated Tongans. Historically, the organization had weekly food distribution and community meals twice a month but had to stop due to COVID-19.

## Impact so far: (\$20,000)

- Culturally relevant grocery boxes to **183** Pacific Islander seniors and their families
- First ever grant; have historically relied on donations and volunteers
- Developed meaningful partnerships with local Polynesian grocery stores

**Serving neighborhoods/population:** Low-income Pacific Islander seniors and their families in Delridge, Seaview, Gatewood and other West Seattle neighborhoods.



FITS youth participants work together to set up the space to be ready for food distribution for elders.



# Grantee Highlight: City Fruit

**City Fruit** steward and harvest urban fruit trees to support sustainable and equitable access to fruit.

**Impact so far: (\$77,000)**

**2022:**

- Distributed 1,696 lbs. of fruit
- Registered 2,612 tree owners to be part of their program
- Partnered with over 25 food banks and meal programs, engaged 280+ volunteers

**2023:**

- Organized 23 education events with orchard stewardship partners.
- Hosted 2 work parties on winter fruit tree pruning

**Serving neighborhoods/population:** Citywide, provide fresh fruit to food banks, meal programs, Title I elementary schools, community centers and shelters.



City Fruit volunteers harvest and package apples for free distribution to food pantries, shelters and more.



# Grantee Highlight: Lake City Collective



Lake City high school youth and their families install a new fence and several raised beds for their garden.

**Lake City Collective** is a grassroots organization doing advocacy work on issues that primarily impact BIPOC communities north of Seattle's ship canal.

**Impact so far: (\$100,000)**

- Organized 4 work parties where **200 youth and their families** build garden beds, installed fencing and planted culturally relevant vegetables.
- Hosted two community dinners, part of an ongoing series to collect recipes from elders and share a youth-led zine.
- Started organizing their *Si puede Foodpreneurship Cohort*, a series of workshops for community members to learn how to start a food business.

**Serving neighborhoods/population:** youth and their families in Lake City, and surrounding neighborhoods.

# Grantee Highlight: Clean Greens Farm at Black Dollar Days Taskforce



Program Director, Briane Scott and Lead Farmer Tommy Willis in front of seedling trays in preparation for their season.

**Black Dollar Days Taskforce** works to empower African Americans and low-income residents of Seattle with information, training, and programs that work to improve the quality of their lives.

## Impact so far: (\$200,000)

- Hosted Opening Season Block Party & Fall Harvest Dinner for up to 150 community members (2022, 2023)
- 25 youth leaders in their farm program (2022, 2023)
- **Harvested 7 tons of vegetables**
- Started community herb bank behind the Amy Yee Tennis Center
- Provided weekly CSA food boxes for 25 families for 16 weeks


**Serving neighborhoods/population:** low-income families in the Central District, Beacon Hill, Belltown, Capitol Hill, Chinatown-International District, Columbia City, First Hill, Judkins Park, Mount Baker, Othello, Pioneer Square, Queen Anne, and Rainier Beach.

# Recent Media Highlights

Environment | Garden | Local News

## South Seattle plant program helps immigrants, refugees put down roots

May 7, 2023 at 6:00 am



NEWS

Capacity Building Grant Applications Now Open to Support Food Equity

Environment

## Seattle's sweetened beverage tax is funding food sovereignty work

KNOX Public Radio | By Bellamy Pailthorp  
Published August 16, 2022 at 4:31 PM PT

LISTEN • 3:38

## EMERALU

Amplifying the Authentic Narratives of South Seattle

NEWS INTERVIEW OPINION PHOTOGRAPHY VOICES TRIBUTES COMMUNITY LOCAL HISTORY

COMMUNITY

### Food Equity Fund Supports Intergenerational, Multicultural Food and Farm Projects

© OCTOBER 4, 2022

NEWS

## Local Indigenous Food Sovereignty Efforts Uplift the Importance of Traditional Foods

© SEPTEMBER 13, 2022

by Vee Hua

Home to individuals from a number of tribal nations, the Puget Sound region serves as fertile ground for conversations and movements towards Indigenous food sovereignty. While many definitions of food sovereignty exist, the Indian Education Division at the Montana Office of Public Instruction defines it as "the ability of an Indigenous nation or community to control its own food system and food-producing resources free of control or limitations put on it by an outside power (such as a settler/colonizer government)."

Furthermore, food sovereignty for Indigenous communities can be restorative, reconnecting, and spiritual. As Valerie Segrest, a Native nutrition educator for the Muckleshoot Tribe located in present-day Washington State, describes in a 2015 statement: "The land is our identity and holds for us all the answers we need to be a healthy, vibrant, and the living community. In our oral traditions, our creation story, we are taught that the land that provides the foods and



# Cross Department Collaboration

The Food Equity Fund is a key component of the City of Seattle Food Action Plan, which lays out a vision and roadmap for how we can support an **equitable**, **sustainable**, and **resilient** local food system.

- Supports Mayor Harrell's One Seattle vision for **Healthy, Resilient Communities**
- Guides coordinated programming by City departments

Food Equity Fund staff serve on the Food Action Plan IDT and are active on the Sweetened Beverage Tax liaison workgroup in collaboration with OSE to support the Community Advisory Board.





# Current Staffing

<b>Position Titles</b>	<b>Full Time Equivalent (FTE)</b>
Food Equity Fund Supervisor	1.0 FTE
Project Manager (Senior P&D II)	3.0 FTE
Administrative Specialist	.5 FTE
<b>Total FTE</b>	<b>4.5 FTE</b>

# Thank you!



FEF Grantee: LookListen and Learn, an early learning TV show. This episode highlights Miss Catherine teaching Alex how to make pasta salad at Rainier Beach Urban Farm and Wetlands, managed by Tilth Alliance another FEF grantee

<https://youtu.be/4yPh6w-YTmY?t=806>

*Thank you!*  
*Any questions?*



**Seattle**  
Neighborhoods