



PERFORMANCE ANALYTICS & RESEARCH

Risk Managed Demand

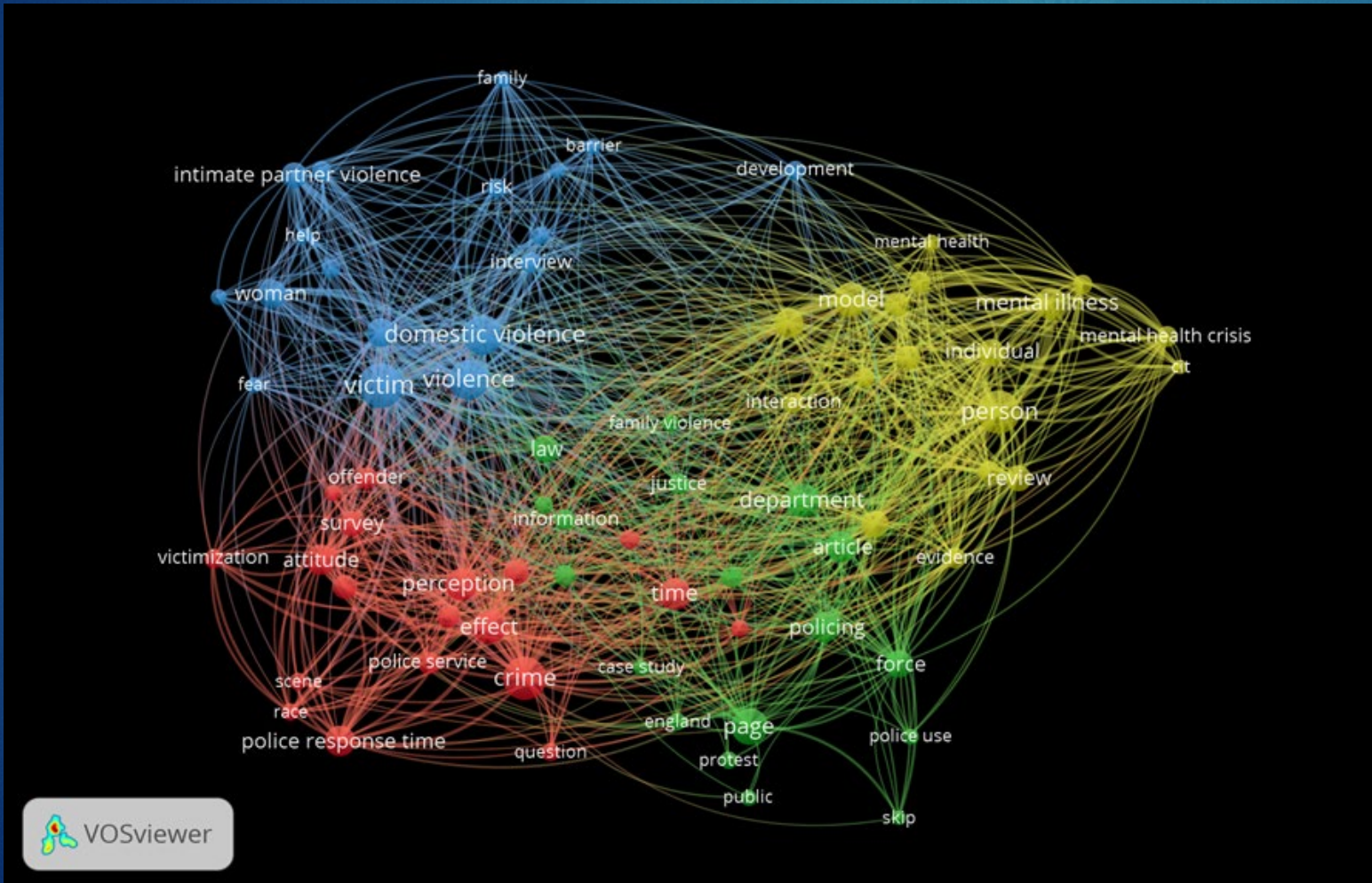
PROGRAM BRIEFING

TRUST – ACCOUNTABILITY – TRANSPARENCY – INNOVATION

Risk Managed Demand (RMD)

- ▶ Risk Management
- ▶ Severity
- ▶ Likelihood
- ▶ Simulated Risk Matrix

Background



- ▶ 1,226 publications
- ▶ 1954 to 2020
- ▶ General Police Response (two clusters)
- ▶ Domestic Violence
- ▶ Person with Mental Illness (PMI)

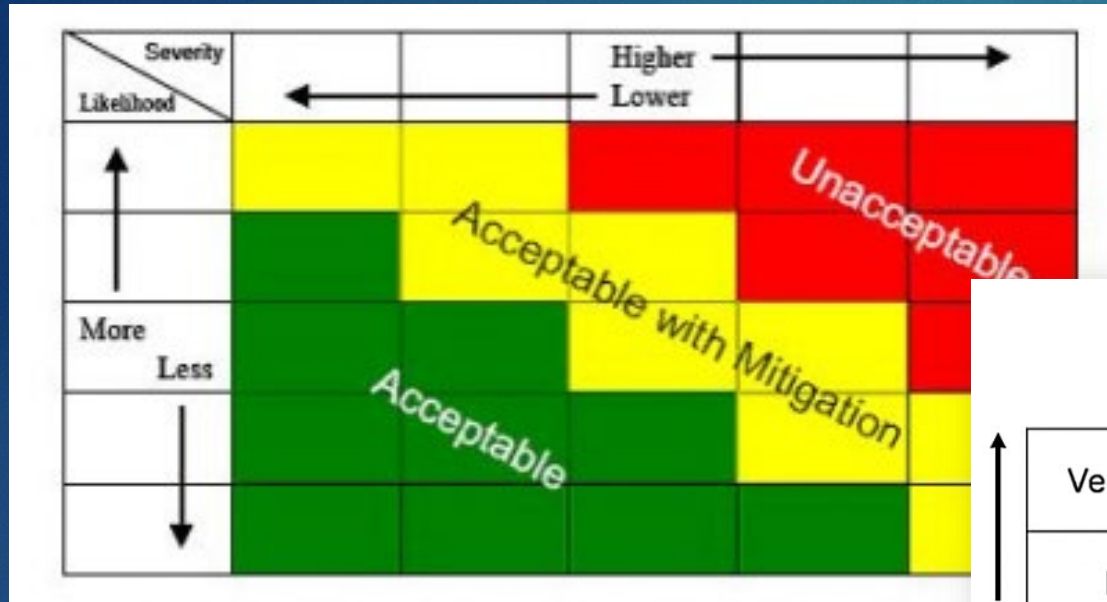
Management of Demand...

PERFORMANCE ANALYTICS & RESEARCH



Risk Management

Risk Management



		Impact				
		Negligible	Minor	Moderate	Significant	Severe
Likelihood	Very Likely	Low Med	Medium	Med Hi	High	High
	Likely	Low	Low Med	Medium	Med Hi	High
	Possible	Low	Low Med	Medium	Med Hi	Med Hi
	Unlikely	Low	Low Med	Low Med	Medium	Med Hi
	Very Unlikely	Low	Low	Low Med	Medium	Medium

PERFORMANCE

ANALYTICS & RESEARCH



Severity



Severity



SEVERITY	DESCRIPTION
SEVERITY 5	An event with an associated, unnatural, death.
SEVERITY 4	An event with an associated injury requiring the ALS (i.e., paramedic) standard of care and transfer to a medical professional.
SEVERITY 3	An event with an associated injury requiring the BLS (i.e., EMT) standard of care and transfer to a medical professional.
SEVERITY 2	An event with an associated injury requiring care but no transfer of the patient to another medical professional (e.g., first aid).
SEVERITY 1	No physical injury to a person.

PERFORMANCE ANALYTICS & RESEARCH

Likelihood



Likelihood



LIKELIHOOD	DESCRIPTION
VERY LIKELY	One in every 10,000 responses (90 a year)
LIKELY	One in every 50,000 responses (18 a year)
POSSIBLE	One in every 700,000 responses (1.3 a year)
UNLIKELY	One in every 1.3m responses (once every year and a half)
VERY UNLIKELY	One in every 2.7 million responses (once every three years)

NOT OFFICIAL – EXAMPLE DEFINITIONS – NOT OFFICIAL

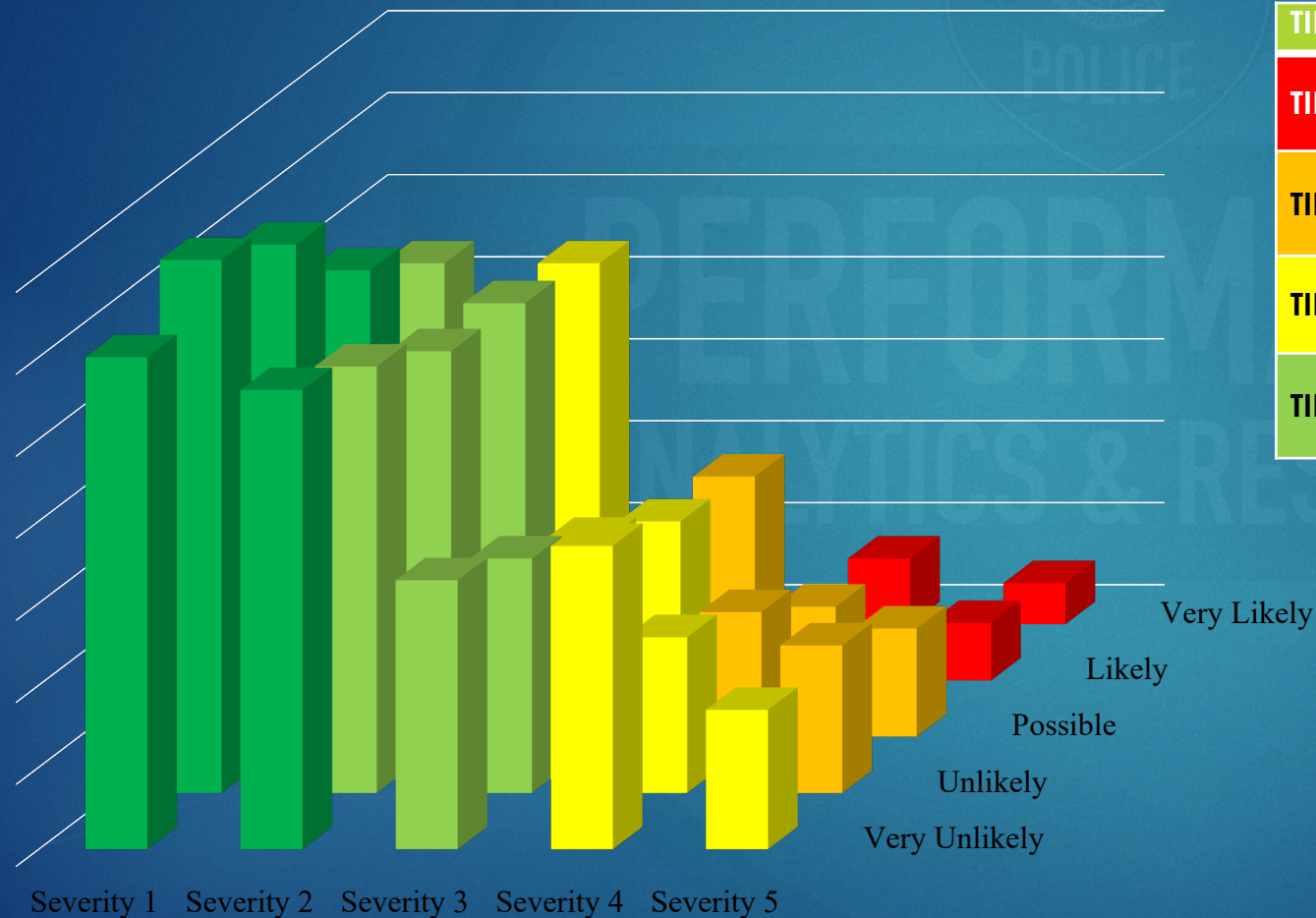
PERFORMANCE

ANALYTICS & RESEARCH

Simulated RMD



Simulated Matrix



TIER	DESCRIPTION	POLICY
TIER 1	Police Response	High Risk – Police Response
TIER 2	Co-Responder Assisted Police Response	Medium High – Must Mitigate
TIER 3	Police Assisted Co-Response	Medium – Should Mitigate
TIER 4	Deferred Response	Low Medium / Low – No Mitigation

NOT OFFICIAL STATISTICS – SIMULATED MATRIX – DO NOT USE – NOT OFFICIAL STATISTICS



*If you dream it...
we will build it...*

*COTS / Custom /
Open Source*

*And share it with
the world.*