




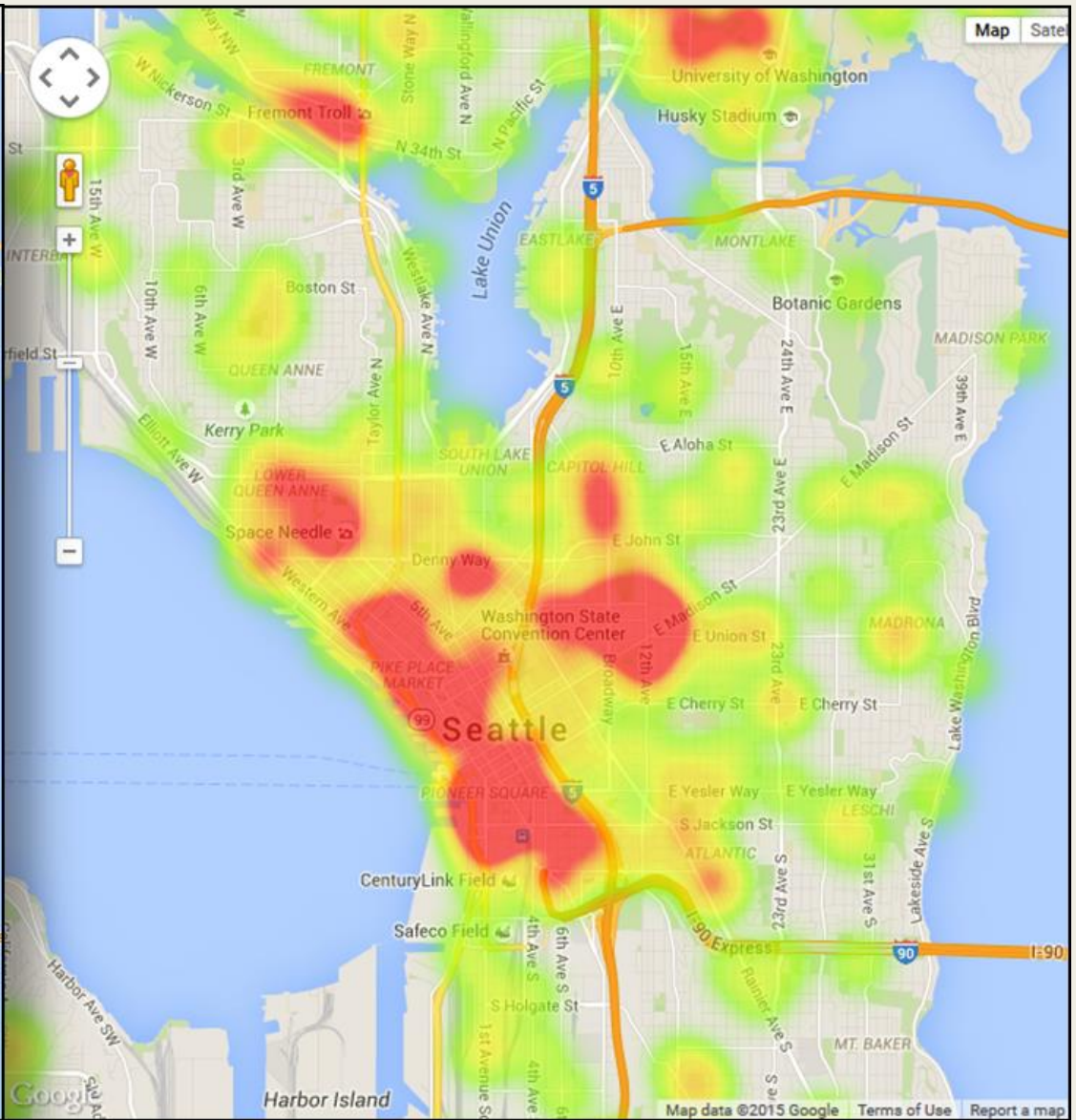
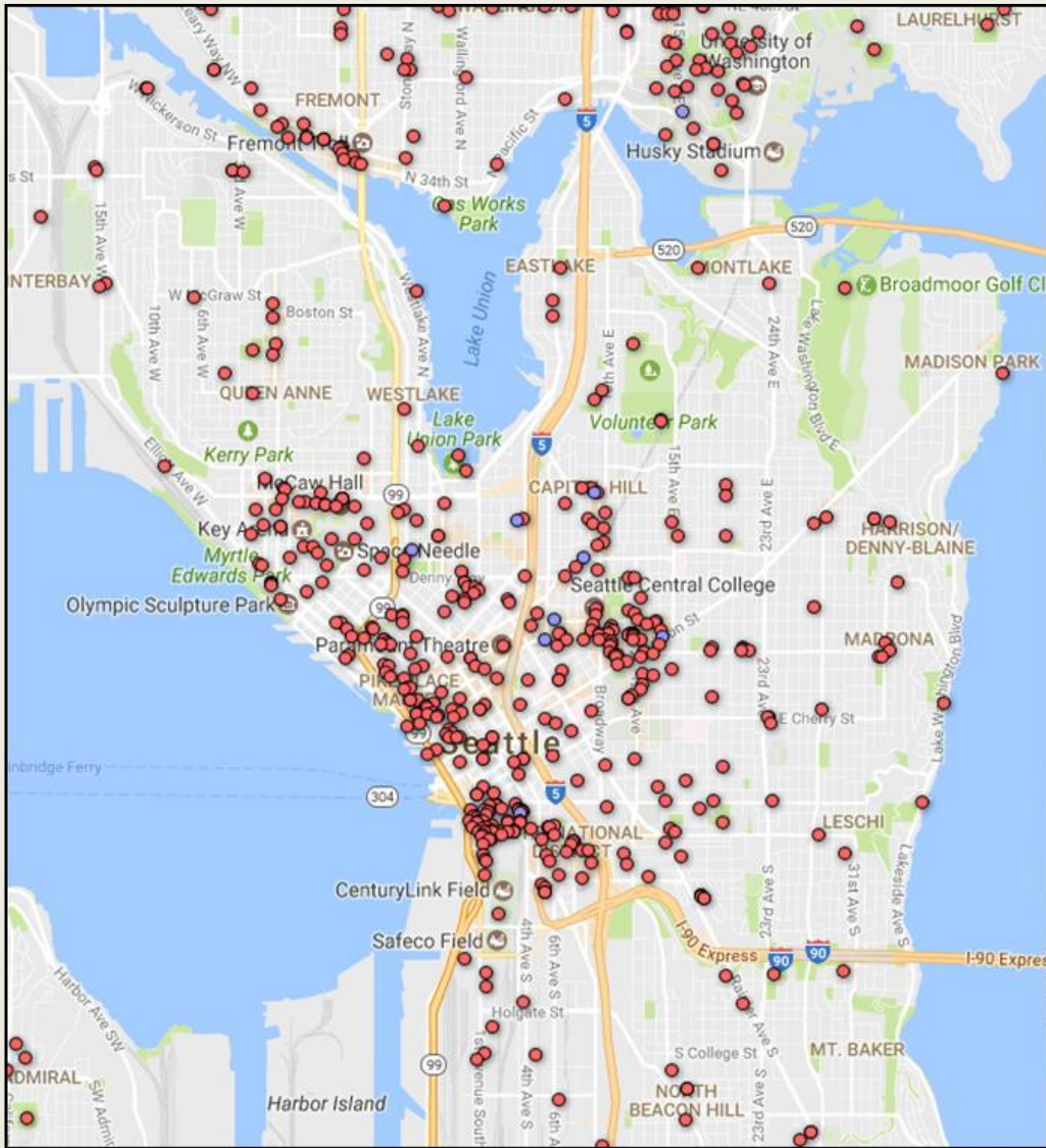
THE CULTURAL SPACE INVENTORY

Obsessively Counting Every Cultural Square Foot in Seattle





7	☐	Choeizan Enkyoji Nichiren E (206) 359-7495	www.choeizan.org	1,200	International	Y	Arts Ed	2011 O	1929 0	1986	2	0	0	0	Y	700	Y	Y	Y	Y	Y	Y	Y	5
8	☐	Coyote Central (206) 323-7276	www.coyotecentral.org	5,000	Central District	Y	Arts Ed	2011 O	1929 0	1986	2	0	0	0	Y	700	Y	Y	Y	Y	Y	Y	Y	5
9	☐	Kind Hand Studio (CLOSED) (206) 618-1447	www.khspottery.com	158	Ballard	N	Arts Ed	2012 R	It's month to month.	2000	1	0	0	0	N	0	0	0	0	0	0	0	0	2
10	☐	Red Eagle Soaring Native Y (206) 829-2219	www.unitedindians.org/dc	14,000	Magnolia	Y	Arts Ed	1970 Other	1970 2059	1970	3	0	0	0	Y	500	Y	145	Y	Y	Y	Y	Y	1
11	☐	School of Visual Concepts (206) 623-1560	www.svcseattle.com	7,000	South Lake Union	N	Arts Ed	1971 R	1920 2014	1971	0	0	0	0	Y	1,200	N	22	N	N	N	N	N	1
12	☐	Seattle Art Museum (206) 654-3210	www.seattleartmuseum.org	200,000	Downtown	Y	Arts Ed	1993 O	1991 0	1933	1	1	200	Y	66,392	Y	0	Y	Y	Y	Y	Y	Y	5
13	☐	Seattle Asian Art Museum (206) 654-3100	www.seattleartmuseum.org	15,000	Capitol Hill	Y	Arts Ed	1933 O	1933 0	1933	0	1	Y	Y	Y	Y	N	Y	Y	Y	Y	Y	Y	5
14	☐	Seattle Center ArtsED WA In (206) 441-4501	www.artsedwashington.org		Seattle Center in Uptown	Y	Arts Ed	1992 R	1962	1982	0	0	0	0	N	0	N	0	Y	N	N	N	Y	4
15	☐	Seattle Center Cornish Play (206) 726-5113	www.cornish.edu/playhouse	35,000	Seattle Center in Uptown	Y	Arts Ed	2012 R	1961 2034	1913	3	2	628	Y	10,000	Partial	0	N	Y	Y	Y	Y	Y	5
16	☐	Seattle Center Pottery North (206) 285-4421	www.potterynorthwest.org	10,600	Seattle Center in Uptown	Y	Arts Ed	1973 R	1965 2033	1965	1	0	0	0	Y	360	Y	2	Y	Y	Y	Y	Y	4
17	☐	Seattle Glassblowing Studio (206) 448-2181	www.seattleglassblowing.com	9,500	Bellevue	N	Arts Ed	1991 O	1946 0	1987	2	0	0	0	Y	1,500	Y	0	Y	N	N	N	N	5
18	☐	Seattle Pinball Museum (206) 623-0759	www.facebook.com/seattlepinball	1,980	International District	N	Arts Ed	2010 R	1910 2014	2010	0	0	0	0	N	0	Y	0	Y	N	Y	Y	N	2
19	☐	Central Cinema (206) 328-3230	www.central-cinema.com	3,500	Central District	N	Cinema	2005 R	1929 2025	2005	0	1	120	Y	Y	Y	0	Y	Y	Y	Y	Y	N	4
20	☐	Cinerama (206) 448-6680	www.cinerama.com	14,000	Bellevue	N	Cinema	2009 O	1963 0	2009	3	1	797	Y	60	Y	0	N	N	N	N	N	N	5
21	☐	Grand Illusion (206) 523-3935	www.grandillusioncinemas.com	1,000	University District	Y	Cinema	1973 R	1920	2003	0	1	70	N	0	N	0	Y	Y	N	N	N	N	3
22	☐	Majestic Bay (206) 781-2229	www.majesticbay.com	8,500	Ballard	N	Cinema	1999 O	1999 0	1999	0	3	500	N	0	Y	0	Y	N	N	N	N	N	5
23	☐	Northwest Film Forum (206) 329-2629	www.nwfilmforum.org	8,500	Capitol Hill	Y	Cinema	2003 R	1900 2018	1995	2	2	164	N	0	Partial	0	Y	Y	Y	Y	Y	Y	4
24	☐	Seattle Center-SIFF Film Ce (206) 464-5830	www.siff.net	4,600	Seattle Center in Uptown	Y	Cinema	2010 R	1924 2020	1973	3	4	1,026	N	0	Y	0	Y	Y	N	Y	Y	3	
25	☐	The Big Picture (206) 256-0566	www.thebigpicture.net	4,400	Bellevue	N	Cinema	1998	1950 0	1998	1	1	100	N	0	Y	0	Y	Y	Y	Y	N	5	
26	☐	Woodland Park Zoo and Sta (206) 548-2500	www.zoo.org	4,007,000	Green Lake	Y	Education	1899 Other	1899 0	1965	0	1	0	Y	0	Y	0	Y	754	Y	Y	Y	N	5
27	☐	Center for Wooden Boats St (206) 382-2628	www.cwb.org	4,000	South Lake Union	Y	Heritage	1983 R	1982 2013	1977	1	0	0	0	Y	784	Partial	18	N	Y	Y	Y	Y	1
1	☐	Seattle Architecture Foundat (206) 667-9184	www.seattlearchitecture.org	1,200	Downtown	Y	Advocacy	2001 R	1965 It's month to month.	1982	2	0	0	0	Y	800	0	N	N	N	Y	Y	2	
2	☐	Artist Trust (866) 218-7878	www.artisttrust.org	3,500	Capitol Hill	Y	Arts Administration	2001 O	2002 0	1987	1	0	0	0	N	0	Y	4	Y	N	N	N	Y	5
3	☐	826 Seattle/ The Greater Se (206) 725-2625	www.826seattle.org	4,608	Greenwood	Y	Arts Ed	2004 R	1920 2020	2005	0	0	0	0	N	0	N	0	Y	N	N	N	Y	5
4	☐	American Dance Institute (206) 783-0755	www.americandanceinstitute.com	2,800	Greenwood	N	Arts Ed	1988 R	1940 2018	1988	0	0	0	0	N	0	N	2	Y	Y	N	N	N	3
5	☐	Art Institute of Seattle (206) 448-6600	www.artinstituteofseattle.org	100,167	Bellevue	N	Arts Ed	1983 R	2026	1946	2	0	0	0	Y	1,600	Y	0	Y	N	Y	Y	N	4
6	☐	Burke Museum (206) 543-5590	www.burkemuseum.org	60,000	University District	Y	Arts Ed	1962 O	1962 0	1885	3	1	80	Y	17,466	Y	Y	Y	Y	Y	Y	Y	5	
7	☐	Choeizan Enkyoji Nichiren E (206) 356-7405	www.choeizan.org	1,200	International	Y	Arts Ed	2010 R	1901 None	2010	0	0	0	0	N	0	N	0	0	N	N	N	N	3
8	☐	Coyote Central (206) 323-7276	www.coyotecentral.org	5,000	Central District	Y	Arts Ed	2011 O	1929 0	1986	2	0	0	0	Y	700	Y	6	Y	Y	Y	Y	Y	5
9	☐	Kind Hand Studio (CLOSED) (206) 618-1447	www.khspottery.com	158	Ballard	N	Arts Ed	2012 R	It's month to month.	2000	1	0	0	0	N	0	0	0	0	0	0	0	N	2
10	☐	Red Eagle Soaring Native Y (206) 829-2219	www.unitedindians.org/dc	14,000	Magnolia	Y	Arts Ed	1970 Other	1970 2059	1970	3	0	0	0	Y	500	Y	145	Y	Y	Y	Y	Y	1
11	☐	School of Visual Concepts (206) 623-1560	www.svcseattle.com	7,000	South Lake Union	N	Arts Ed	1971 R	1920 2014	1971	0	0	0	0	Y	1,200	N	22	N	N	N	N	N	1
12	☐	Seattle Art Museum (206) 654-3210	www.seattleartmuseum.org	200,000	Downtown	Y	Arts Ed	1993 O	1991 0	1933	1	1	200	Y	66,392	Y	0	Y	Y	Y	Y	Y	Y	5
13	☐	Seattle Asian Art Museum (206) 654-3100	www.seattleartmuseum.org	15,000	Capitol Hill	Y	Arts Ed	1933 O	1933 0	1933	0	1	Y	Y	Y	Y	N	Y	Y	Y	Y	Y	Y	5
14	☐	Seattle Center ArtsED WA In (206) 441-4501	www.artsedwashington.org		Seattle Center in Uptown	Y	Arts Ed	1992 R	1962	1982	0	0	0	0	N	0	N	0	Y	N	N	N	Y	4
15	☐	Seattle Center Cornish Play (206) 726-5113	www.cornish.edu/playhouse	35,000	Seattle Center in Uptown	Y	Arts Ed	2012 R	1961 2034	1913	3	2	628	Y	10,000	Partial	0	N	Y	Y	Y	Y	Y	5
16	☐	Seattle Center Pottery North (206) 285-4421	www.potterynorthwest.org	10,600	Seattle Center in Uptown	Y	Arts Ed	1973 R	1965 2033	1965	1	0	0	0	Y	360	Y	2	Y	Y	Y	Y	Y	4
17	☐	Seattle Glassblowing Studio (206) 448-2181	www.seattleglassblowing.com	9,500	Bellevue	N	Arts Ed	1991 O	1946 0	1987	2	0	0	0	Y	1,500	Y	0	Y	N	N	N	N	5
18	☐	Seattle Pinball Museum (206) 623-0759	www.facebook.com/seattlepinball	1,980	International District	N	Arts Ed	2010 R	1910 2014	2010	0	0	0	0	N	0	Y	0	Y	N	Y	Y	N	2
19	☐	Central Cinema (206) 328-3230	www.central-cinema.com	3,500	Central District	N	Cinema	2005 R	1929 2025	2005	0	1	120	Y	Y	Y	0	Y	Y	Y	Y	N	N	4
20	☐	Cinerama (206) 448-6680	www.cinerama.com	14,000	Bellevue	N	Cinema	2009 O	1963 0	2009	3	1	797	Y	60	Y	0	N	N	N	N	N	N	5
21	☐	Grand Illusion (206) 523-3935	www.grandillusioncinemas.com	1,000	University District	Y	Cinema	1973 R	1920	2003	0	1	70	N	0	N	0	Y	Y	N	N	N	N	3
22	☐	Majestic Bay (206) 781-2229	www.majesticbay.com	8,500	Ballard	N	Cinema	1999 O	1999 0	1999	0	3	500	N	0	Y	0	Y	N	N	N	N	N	5
23	☐	Northwest Film Forum (206) 329-2629	www.nwfilmforum.org	8,500	Capitol Hill	Y	Cinema	2003 R	1900 2018	1995	2	2	164	N	0	Partial	0	Y	Y	Y	Y	Y	Y	4
24	☐	Seattle Center-SIFF Film Ce (206) 464-5830	www.siff.net	4,600	Seattle Center in Uptown	Y	Cinema	2010 R	1924 2020	1973	3	4	1,026	N	0	Y	0	Y	Y	N	Y	Y	3	
25	☐	The Big Picture (206) 256-0566	www.thebigpicture.net	4,400	Bellevue	N	Cinema	1998	1950 0	1998	1	1	100	N	0	Y	0	Y	Y	Y	Y	Y	N	5
26	☐	Woodland Park Zoo and Sta (206) 548-2500	www.zoo.org	4,007,000	Green Lake	Y	Education	1899 Other	1899 0	1965	0	1	0	Y	0	Y	0	Y	754	Y	Y	Y	N	5
1	☐	Seattle Architecture Foundat (206) 667-9184	www.seattlearchitecture.org	1,200	Downtown	Y	Advocacy	2001 R	1965 It's month to month.	1982	2	0	0	0	Y	800	0	N	N	N	Y	Y	2	
2	☐	Artist Trust (866) 218-7878	www.artisttrust.org	3,500	Capitol Hill	Y	Arts Administration	2001 O	2002 0	1987	1	0	0	0	N	0	Y	4	Y	N	N	N	Y	5
3	☐	826 Seattle/ The Greater Se (206) 725-2625	www.826seattle.org	4,608	Greenwood	Y	Arts Ed	2004 R	1920 2020	2005	0	0	0	0	N	0	N	0	Y	N	N	N	Y	5
4	☐	American Dance Institute (206) 783-0755	www.americandanceinstitute.com	2,800	Greenwood	N	Arts Ed	1988 R	1940 2018	1988	0	0	0	0	N	0	N	2	Y	Y	N	N	N	3
5	☐	Art Institute of Seattle (206) 448-6600	www.artinstituteofseattle.org	100,167	Bellevue	N	Arts Ed	1983 R	2026	1946	2	0	0	0	Y	1,600	Y	0	Y	N	Y	Y	N	4
6	☐	Burke Museum (206) 543-5590	www.burkemuseum.org	60,000	University District	Y	Arts Ed	1962 O	1962 0	1885	3	1	80	Y	17,466	Y	Y	Y	Y	Y	Y	Y	5	
7	☐	Choeizan Enkyoji Nichiren E (206) 356-7405	www.choeizan.org	1,200	International	Y	Arts Ed	2010 R	1901 None	2010	0	0	0	0	N	0	N	0	0	N	N	N	N	3
8	☐	Coyote Central (206) 323-7276	www.coyotecentral.org	5,000	Central District	Y	Arts Ed	2011 O	1929 0	1986	2	0	0	0	Y	700	Y	6	Y	Y	Y	Y	Y	5
9	☐	Kind Hand Studio (CLOSED) (206) 618-1447	www.khspottery.com	158	Ballard	N	Arts Ed	2012 R	It's month to month.	2000	1	0	0	0	N	0	0	0	0	0	0	0	N	2
10	☐	Red Eagle Soaring Native Y (206) 829-2219	www.unitedindians.org/dc	14,000	Magnolia	Y	Arts Ed	1970 Other	1970 2059	1970	3	0	0	0	Y	500	Y	145	Y	Y	Y	Y	Y	1
11	☐	School of Visual Concepts (206) 623-1560	www.svcseattle.com	7,000	South Lake Union	N	Arts Ed	1971 R	1920 2014	1971	0	0	0	0	Y	1,200	N	22	N	N	N	N	N	1
12	☐	Seattle Art Museum (206) 654-3210	www.seattleartmuseum.org	200,000	Downtown	Y	Arts Ed	1993 O	1991 0	1933	1	1	200	Y	66,392	Y	0	Y	Y	Y	Y	Y	Y	5
13	☐	Seattle Asian Art Museum (206) 654-3100	www.seattleartmuseum.org	15,000	Capitol Hill	Y	Arts Ed	1933 O	1933 0	1933	0	1	Y	Y	Y	Y	N	Y	Y	Y	Y	Y	Y	5
14	☐	Seattle Center ArtsED WA In (206) 441-4501	www.artsedwashington.org		Seattle Center in Uptown	Y	Arts Ed	1992 R	1962	1982	0	0	0	0	N	0	N	0	Y	N	N	N	Y	4
15	☐	Seattle Center Cornish Play (206) 726-5113	www.cornish.edu/playhouse	35,000	Seattle Center in Uptown	Y	Arts Ed	2012 R	1961 2034	1913	3	2	628	Y	10,000	Partial	0	N	Y	Y	Y	Y	Y	5
16	☐	Seattle Center Pottery North (206) 285-4421	www.potterynorth																					



Organizations Survey

- Name
- Phone
- URL
- Total Square Footage
- Neighborhood
- For-profit or non-profit
- Primary Discipline
- Year of occupation
- Rent or Own
- Age of Building
- Length of Lease
- Year Org Founded
- Number of past spaces
- Number of Theaters
- Number of Theater Seats
- Number of Galleries
- Square feet of galleries
- ADA Compliance
- Parking Available
- Rental Space
- Alcohol Sales
- Organization Mission
- Funded by the City
- Stability Index
- Control Index
- Constituency Race 50%?
- Specific Demographic Served
- Org Leadership Aligns
- Org Artists Align
- Closed Date
- Address

Organizations Survey

- Name
- Phone
- URL
- Total Square Footage
- Neighborhood
- For-profit or non-profit
- Primary Discipline
- Year of occupation
- Rent or Own
- Age of Building
- Length of Lease
- Year Org Founded
- Number of past spaces
- Number of Theaters
- Number of Theater Seats
- Number of Galleries
- Square feet of galleries
- ADA Compliance
- Parking Available
- Rental Space
- Alcohol Sales
- Organization Mission
- Funded by the City
- **Stability Index**
- Control Index
- **Constituency Race 50%?**
- Specific Demographic Served
- Org Leadership Aligns
- Org Artists Align
- Closed Date
- Address

Stability Index

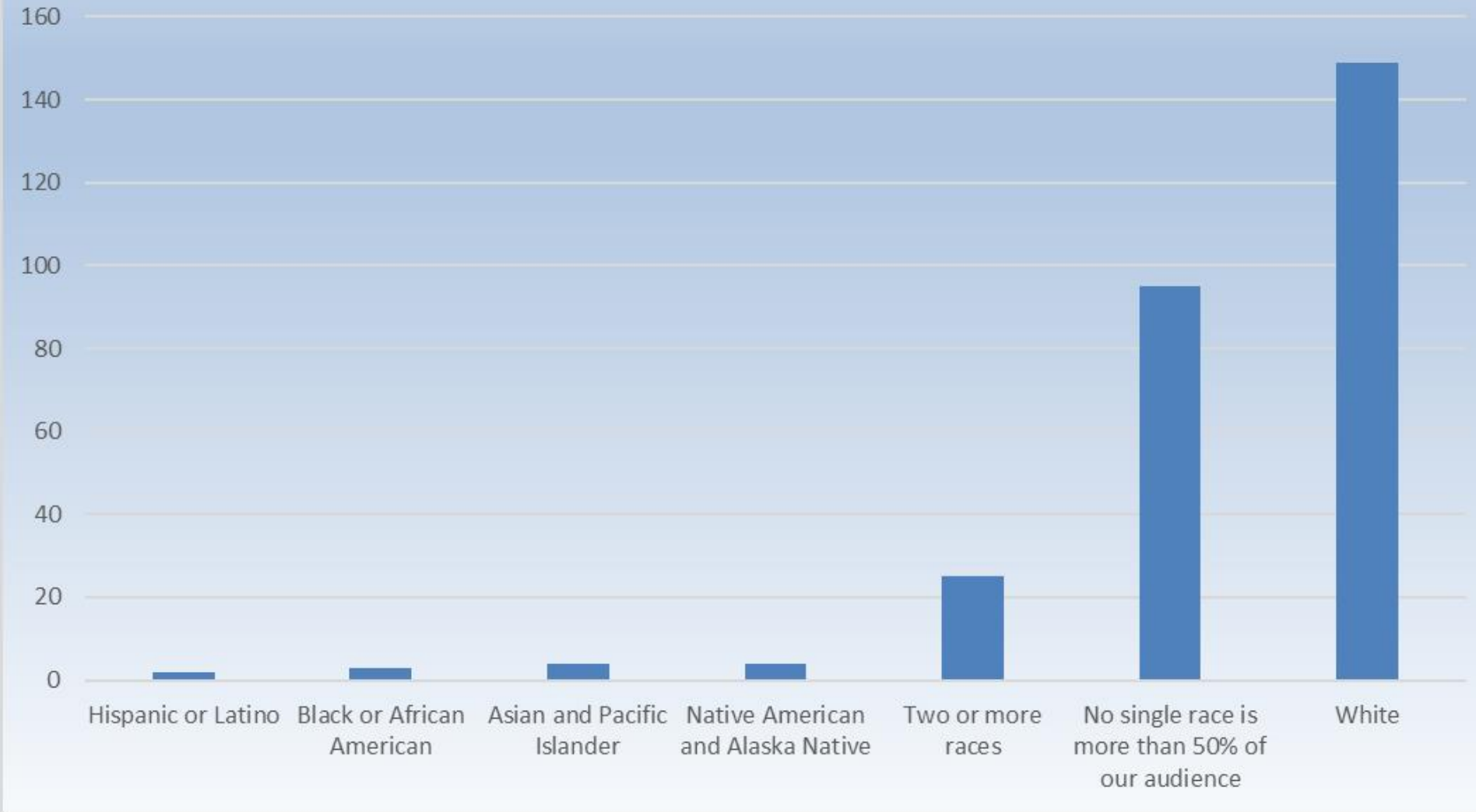
- On a scale of 1-5, how stable do you feel about your ability to stay in your current facility?
 - 1 = *very uncertain*
 - 2 = *uncertain*
 - 3 = *somewhat stable*
 - 4 = *stable*
 - 5 = *very stable*

Race

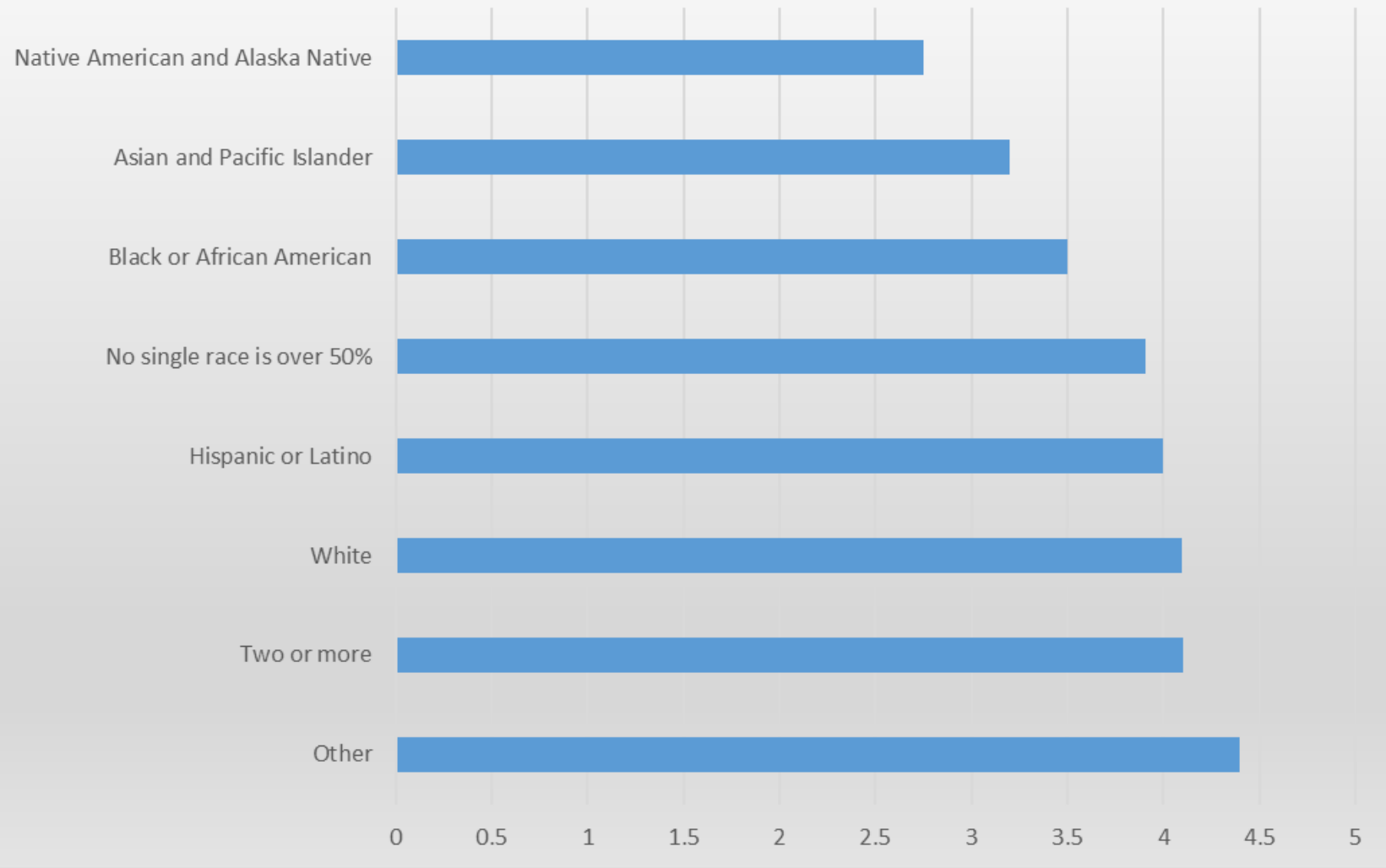
- Is 50% of your constituency specific to one race? If so, which one?
 - *No single race is over 50%*
 - *White*
 - *Black or African American*
 - *Asian / Pacific Islander*
 - *Hispanic or Latino*
 - *Native American or Alaska Native*
 - *Two or more*
 - *Other*

CAVEATS

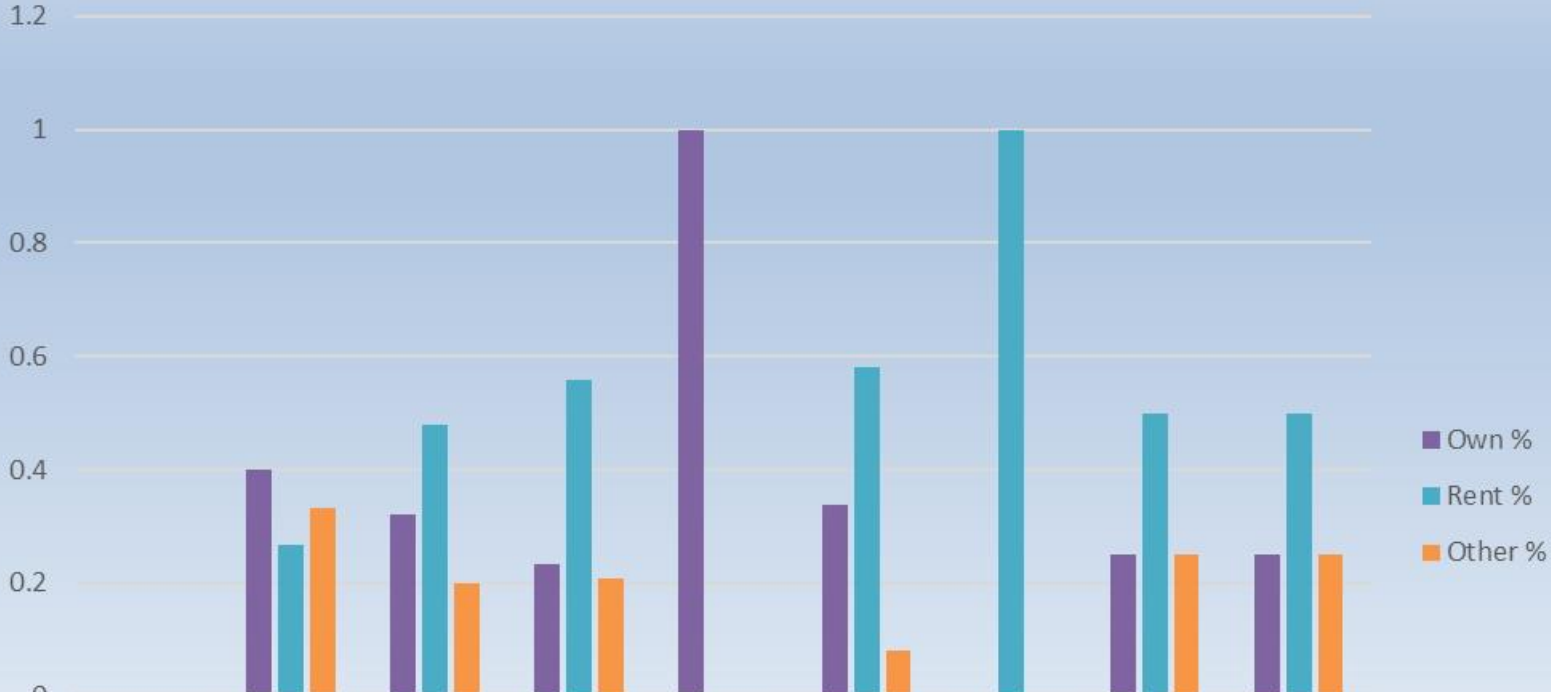
Race Distribution in the Cutlural Space Inventory



Race and Stability



Race and Ownership



	Other	Two or more	White	Hispanic or Latino	No single race is over 50%	Black or African American	Asian and Pacific Islander	Native American and Alaska Native
Own %	40%	32%	23%	100%	34%	0%	25%	25%
Rent %	27%	48%	56%	0%	58%	100%	50%	50%
Other %	33%	20%	21%	0%	8%	0%	25%	25%

Moving Forward

- Added staff capacity (500 hours in 2017)
- More sensitive, nuanced questions around cultural identity & race
 - *Self-identified cultural identity*
 - *Not restricted to race*
 - *Organizational leadership reflects identity*
 - *Artists / Patrons reflect identity*
- SpaceLabNW launch
- Expansion throughout King County with 4Culture

CHOOSE A LOCATION

+ Basemap

SELECT A BOUNDARY AREA


NEIGHBORHOOD

- ALKI/ADMIRAL
- BALLARD
- BELLTOWN
- CASCADE/EASTLAKE
- CENTRAL AREA/SQUIRE PARK
- COLUMBIA CITY
- DOWNTOWN COMMERCIAL CORE
- DUWAMISH/SODO
- FIRST HILL
- FREMONT
- GREEN LAKE
- GREENWOOD/PHINNEY RIDGE**
- INTERBAY
- JUDKINS PARK
- LAURELHURST/SAND POINT
- MADISON PARK
- MADRONA/LESCHI
- MAGNOLIA


ZIP CODE

COUNCIL DISTRICT


SELECT A CUSTOM AREA



circle

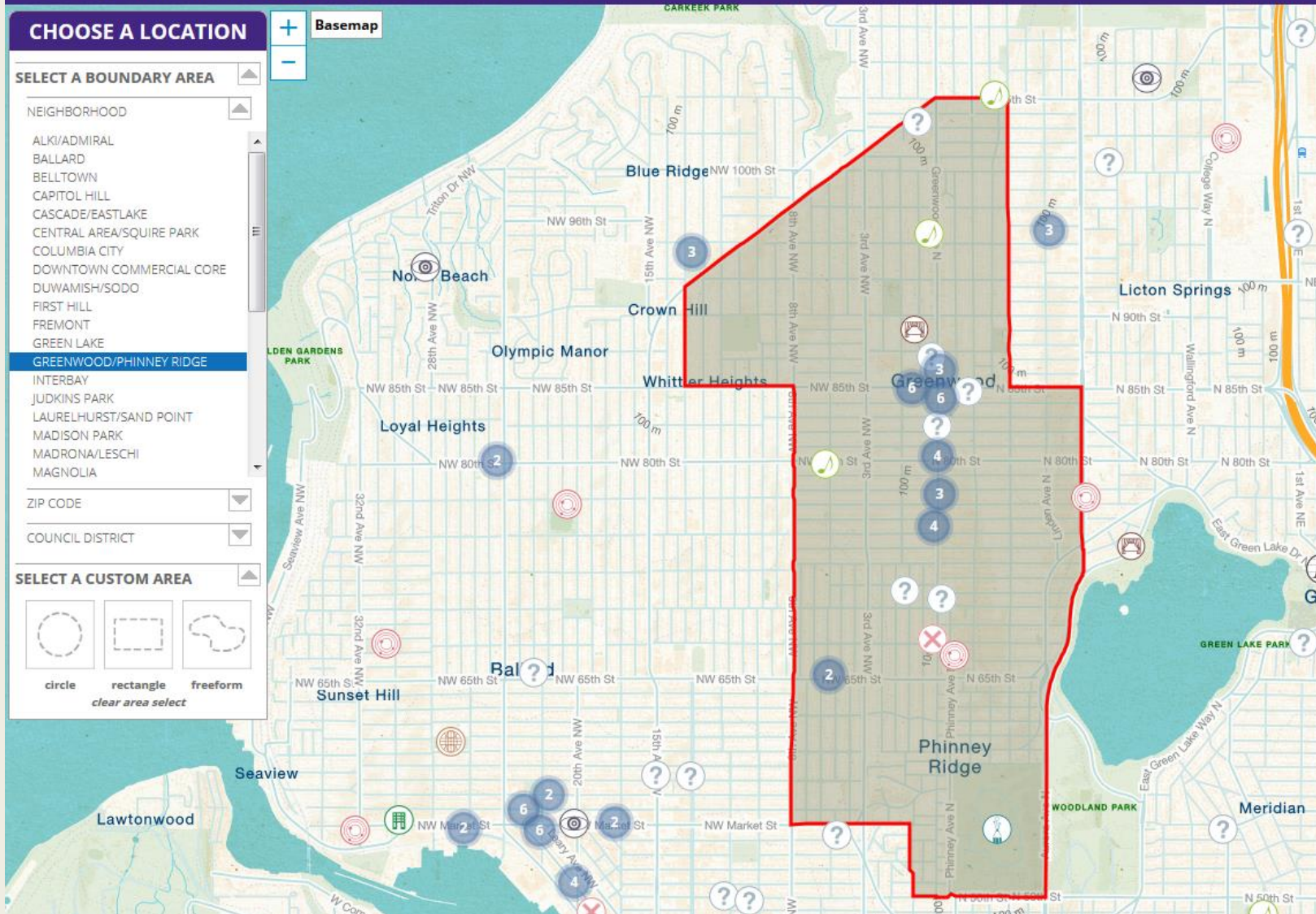


rectangle



freeform

clear area select



GREENWOOD/PHINNEY RIDGE



Culture



People



Econ



Education



Health

Overview

Total Cultural Spaces

37

Avg Stability Index

3.9

Number of Cultural Spaces by Discipline

Arts Ed	14%	5
Arts Advocacy	0%	0
Cinema	0%	0
Community	3%	1
Literary	5%	2
Multi-Use	5%	2
Performance	11%	4
Music	11%	4
Studios	5%	2
Visual	16%	6











All Disciplines

Total Spaces

37

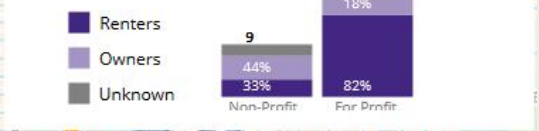
Spaces per 10,000 People

15.44

Organizations by Stability Index



Owners vs. Renters



CHOOSE A LOCATION

SELECT A BOUNDARY AREA

- NEIGHBORHOOD
- ZIP CODE
- COUNCIL DISTRICT
- Seattle (City Council District 1)
 - Seattle (City Council District 2)
 - Seattle (City Council District 3)
 - Seattle (City Council District 4)
 - Seattle (City Council District 5)
 - Seattle (City Council District 6)**
 - Seattle (City Council District 7)

SELECT A CUSTOM AREA

circle rectangle freeform

clear area select

+ Basemap

JOB DENSITY

- More than 10 per Acre
- 6 - 10
- 1 - 5
- Less than 1 per Acre

SELECTED AREA

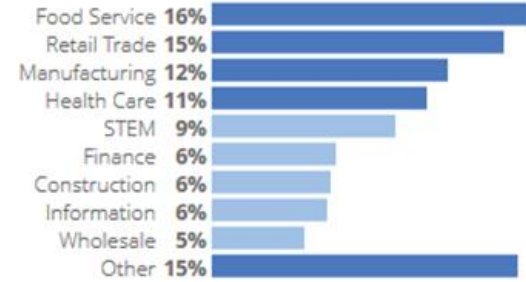
- Culture
- People
- Econ**
- Education
- Health

Total Jobs: 55,157

Unemployment: 5.7%

Public Transit: 19%

TOP EMPLOYERS

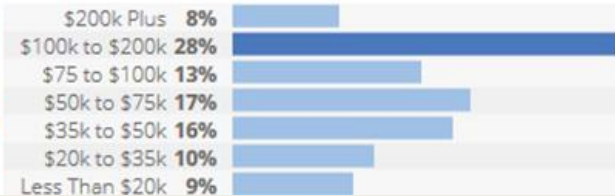


Home Owners: 50%

STEM Jobs: 9%

Poverty Rate: 7.1%

HOUSEHOLD INCOME (Annual)





Space Lab Northwest

a project of the **seattle office of arts & culture**, in collaboration with **community attributes inc.**

CHOOSE A LOCATION

Basemap

SELECT A BOUNDARY AREA

NEIGHBORHOOD

ZIP CODE

COUNCIL DISTRICT

- Seattle (City Council District 1)
- Seattle (City Council District 2)
- Seattle (City Council District 3)**
- Seattle (City Council District 4)
- Seattle (City Council District 6)
- Seattle (City Council District 7)

SELECT A CUSTOM AREA

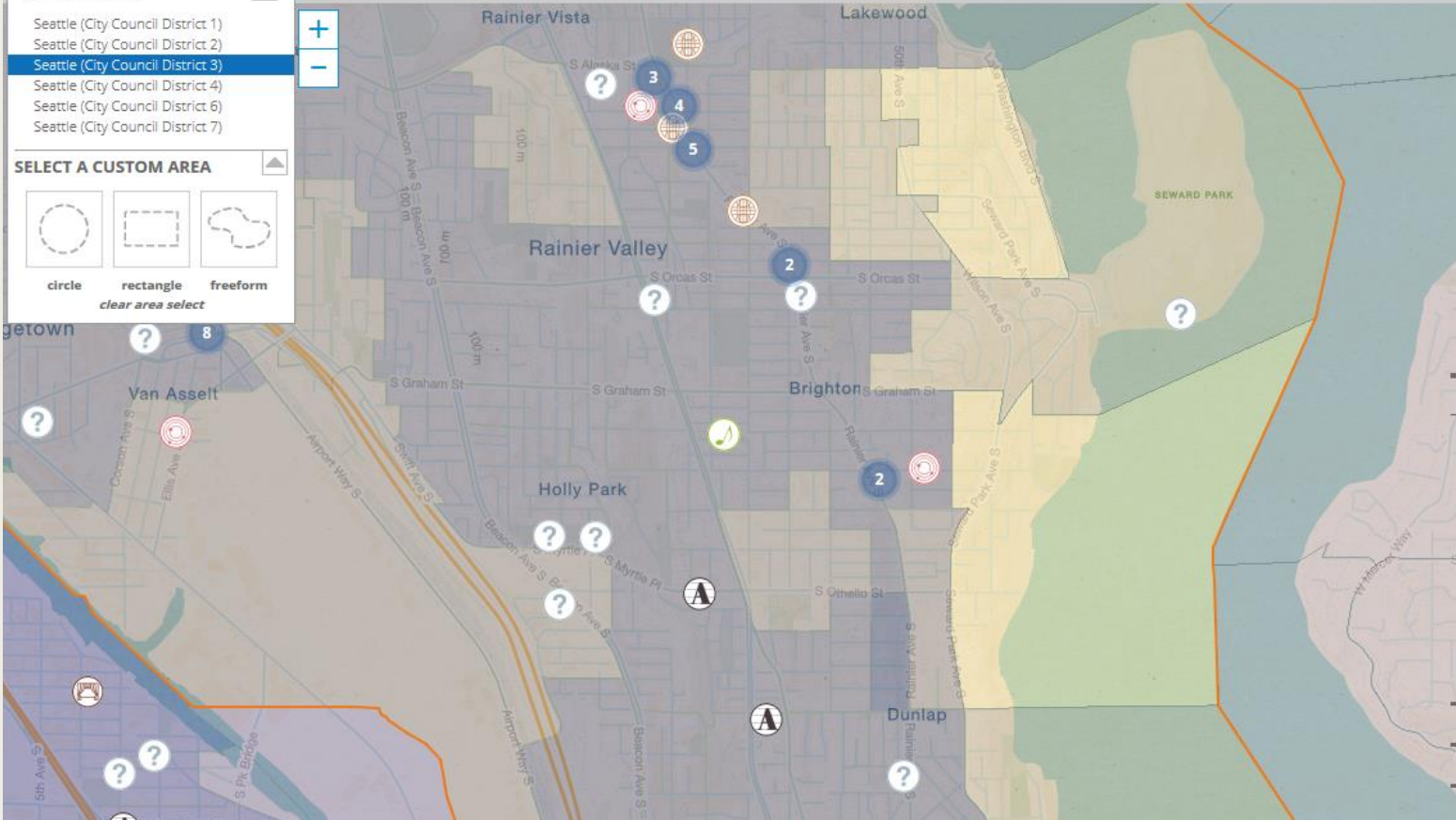


circle

rectangle

freeform

clear area select



Seattle (City Council District 2)



Culture



People



Econ



Education



Health

Overview

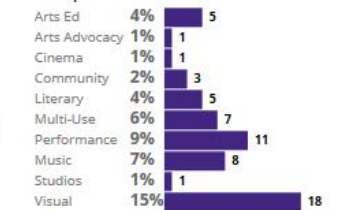
Organization

Facilities

Total Cultural Spaces
122

Avg Stability Index
3.8

Number of Cultural Spaces by Discipline



All Disciplines

Total Spaces: 122
Spaces per 10,000 People: 14.06

Organizations by Stability Index



Owners vs. Renters





THE CULTURAL SPACE INVENTORY

Obsessively Counting Every Cultural Square Foot in Seattle

Matthew Richter
Cultural Space Liaison
Office of Arts & Culture
matthew.richter@seattle.gov

Demographics & Communities

The following questions will be used to determine if your organization supports or reflects a culturally specific community. Answers are being collected for purely informational reasons and responses will not in any way affect any grant funding from the Arts Office.

Specific Demographics & Communities

Is your organization's mission and programming oriented towards or reflective of a specific cultural community, such as race, heritage, religion, age group, sexual orientation, gender, physical ability, or other community? If yes, please specify. If you are a general organization that doesn't reflect a specific cultural community, write "General".

Organization Leadership

Is at least half of the leadership of your organization (Board of Directors, Executive staff) reflective of that specific cultural community? If you are a "General" organization please select N/A.

- Yes
- No
- N/A

Organization Artists

Are at least half of the artists and/or clients involved with your organization reflective of that specific culturally specific community? If you are a "General" organization please select N/A.

- Yes
- No
- N/A