

An aerial photograph of a suburban neighborhood with a mix of single-family homes and multi-story apartment buildings. A central road runs vertically through the middle of the frame. In the background, a large body of water is visible, followed by a dense urban skyline with numerous skyscrapers under a clear blue sky. The foreground and middle ground are filled with green trees and well-maintained lawns.

Commute Trip Reduction Plan 2025-2029

Transportation Committee

June 3, 2025

Our Vision, Values, & Goals

Vision:

Seattle is an equitable, vibrant, and diverse city where moving around is safe, fair, and sustainable. All people and businesses can access their daily needs and feel connected to their community.

Values & Goals:

Safety, Equity, Sustainability, Mobility & Economic Vitality, Livability, Maintenance & Modernization, and Excellence.

Presentation Outline – Council Bill 120984

1. Background
2. Updated 2025-2029 Commute Trip Reduction (CTR) Plan
3. Legislation overview and next steps

Council Bill 120984

- Adopt 4-year Commute Trip Reduction (CTR) administrative plan, a WSDOT requirement by **June 30, 2025 deadline or risk losing funding***
- Update Drive Alone Rate employer targets through 2029, aligning with Seattle Transportation Plan goals
- Approve employers' available tactics to support CTR compliance

***\$1.45 million in 2023-2025 biennial grant funding round**



Commute Trip Reduction Overview

- The Commute Trip Reduction (CTR) Law is a Washington State law, first passed in 1991.
- As a CTR-affected jurisdiction, the City of Seattle adopted a local CTR ordinance, in the SMC, that sets guidelines for participating employers.
 - CTR requires participation from employers with over 100 employees who begin work from 6:00-9:00 AM
- CTR encourages reduced drive-alone commutes through collaboration with large employers
- **WSDOT requires Seattle to adopt an updated CTR Plan for 2025-2029 by June 30, 2025—or risk losing funding for commute reduction programming**



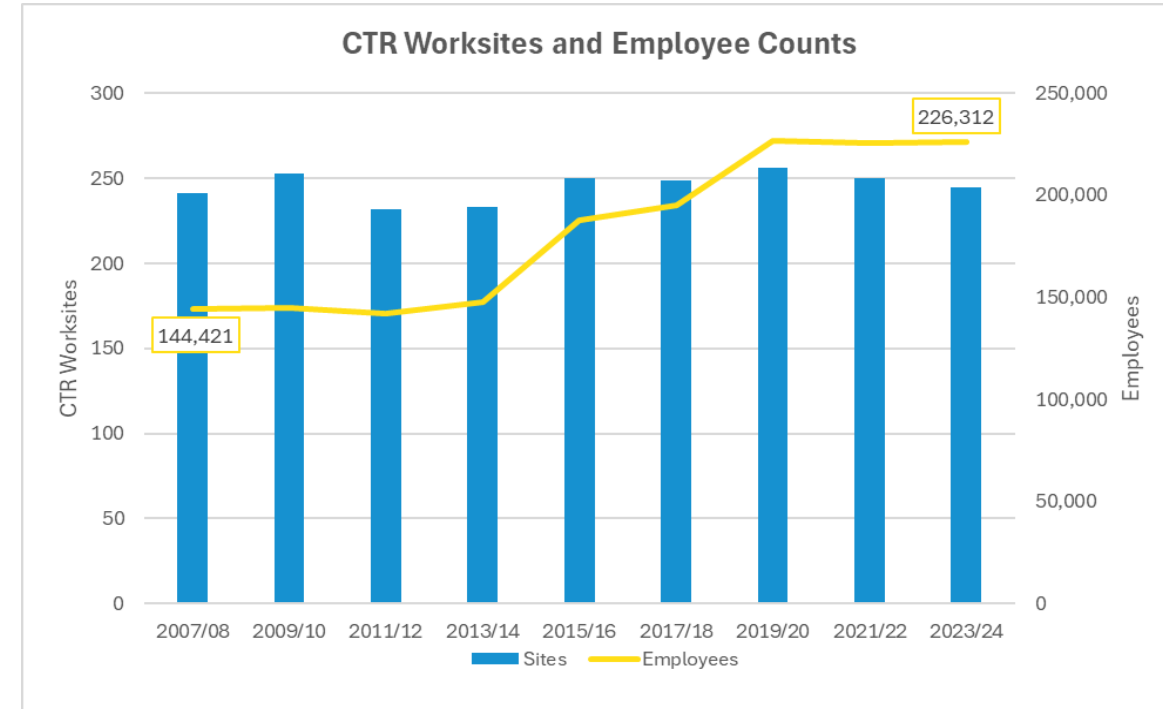
Benefits of Commute Trip Reduction

- **Traffic congestion reduction** - by shifting single occupancy vehicle trips to other modes, CTR reduces congestion
- **Environmental benefits** - Transportation is the largest source of emissions (58%) - CTR aims to shift trips to low and no emissions options
- **Economic efficiency** - increased delivery and freight access with less congestion
- **Quality of Life** - streets, vibrant neighborhoods, and better access for employees, residents, and visitors
- **Public health** - fewer drive alone trips and emissions mean reduced risk of chronic disease and roadway collisions



Commute Trip Reduction Performance

- Supports over 245 large employers throughout the City, representing over 225,000 employees
- Measured Greenhouse Gas emissions reduction of 46% since 2007-08
- Decrease in Drive Alone Rate to 32.1%, from 37% in 2007-08
- Decrease of 11,000+ single occupancy vehicles from our roadways in 2024 during weekday commutes




How Commute Trip Reduction works today

Two key program deliverables: employee surveys and worksite program reports

Three categories of employer-provided commute support requirements

- Employee information and amenities
- Subsidies and modal support
- Parking management

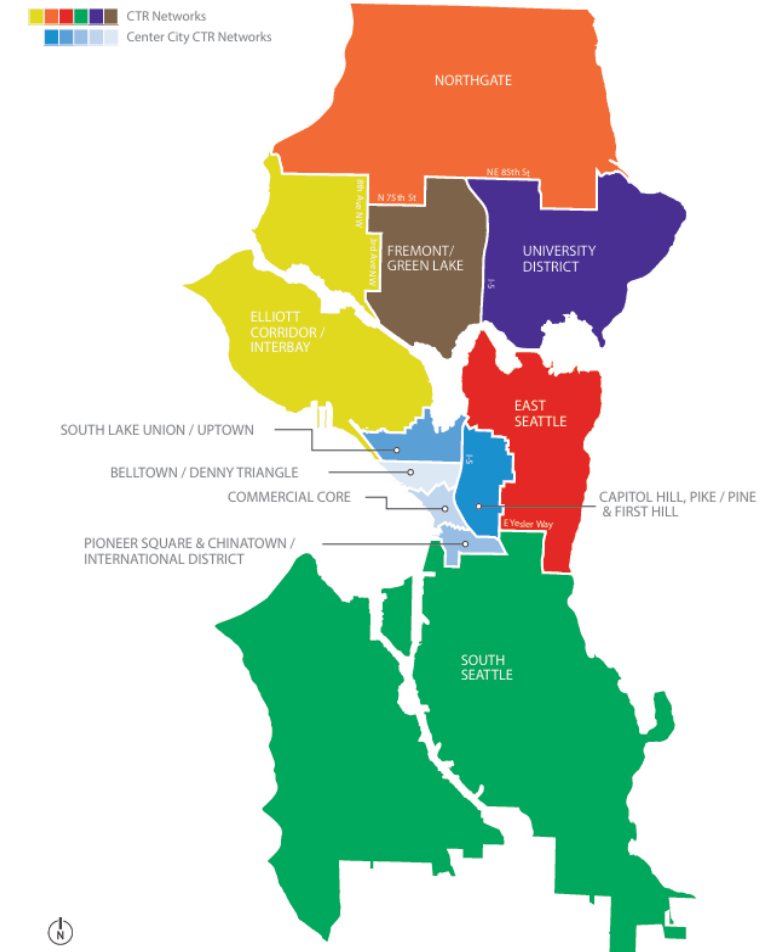
Employers must implement two strategies of their choosing from each category to demonstrate 'good faith effort'



2025-2029 Drive Alone Rate Targets

- Targets affect large, CTR-affected employers
- Not punitive, require "good faith effort"
- City assists employers to meet their local target

Network Area	2019/2020 ACTUALS	2021/2022 ACTUALS	2023/2024 ACTUALS	2025/2026 TARGETS	2027/2028 TARGETS
Elliott Corridor/Interbay	34.1%	24.8%	29.2%	25.5%	21.7%
East Seattle	43.1%	48.3%	54.8%	48.2%	41.6%
Fremont/Green Lake	43.8%	19.0%	34.6%	27.7%	20.7%
Northgate	70.8%	39.0%	61.8%	50.6%	39.5%
South Seattle	62.1%	39.5%	58.9%	48.8%	38.7%
U District	33.1%	34.4%	38.7%	34.1%	29.5%
Pioneer Square & Chinatown/International District	19.7%	8.1%	21.2%	16.1%	11.0%
South Lake Union & Uptown	25.6%	17.3%	33.3%	26.7%	19.6%
Belltown & Denny Triangle	18.0%	14.9%	28.2%	22.3%	16.6%
Capitol Hill, Pike/Pine, & First Hill	34.9%	34.8%	43.1%	33.0%	29.1%
Commercial Core	15.6%	13.6%	18.7%	15.8%	12.8%
Citywide	28.4%	20.5%	32.1%	26.2%	20.3%
Historic Citywide Target	30.6%	29.7%	28.8%		



Next Steps to meet WSDOT June 30, 2025 Deadline


1. City Council consideration and approval



2. SDOT submits finalized
2025-2029 CTR Plan to WSDOT
by **June 30, 2025, deadline***



3. SDOT informs CTR employers about
updates in the program and DAR
targets for 2025-2029



***WSDOT requires Seattle to adopt an updated CTR Plan for 2025-2029 by June 30, 2025—or risk losing funding for commute reduction programming**

Commute Trip Reduction Program



Matthew.Trecha@seattle.gov



<https://www.seattle.gov/transportation/projects-and-programs/programs/transportation-options-program/commute-trip-reduction-program>



(206) 635-7200