

Addressing Places in Seattle Where Overdoses and Crime are Concentrated: An Evidence-Based Approach

SEATTLE CITY COUNCIL

GOVERNANCE, ACCOUNTABILITY, AND ECONOMIC DEVELOPMENT
COMMITTEE

JULY 11, 2024



<https://www.seattle.gov/cityauditor/reports>

Federal Technical Assistance:

U.S. Department of Justice Bureau of Justice Assistance’s Comprehensive Opioid, Stimulant, and Substance Use Program

Office of National Drug Control Policy’s Northwest High Intensity Drug Trafficking Area

Case Study Site Participants:

Plymouth Housing

Harborview Third Avenue Clinic

Belltown United

West Precinct Advisory Council

YWCA Seattle/King/Snohomish

King County Metro Transit

Downtown Seattle Association

Evergreen Treatment Services-REACH

Research Review:

Dr. Charlotte Gill, Center for Evidence-Based Crime Policy, George Mason University

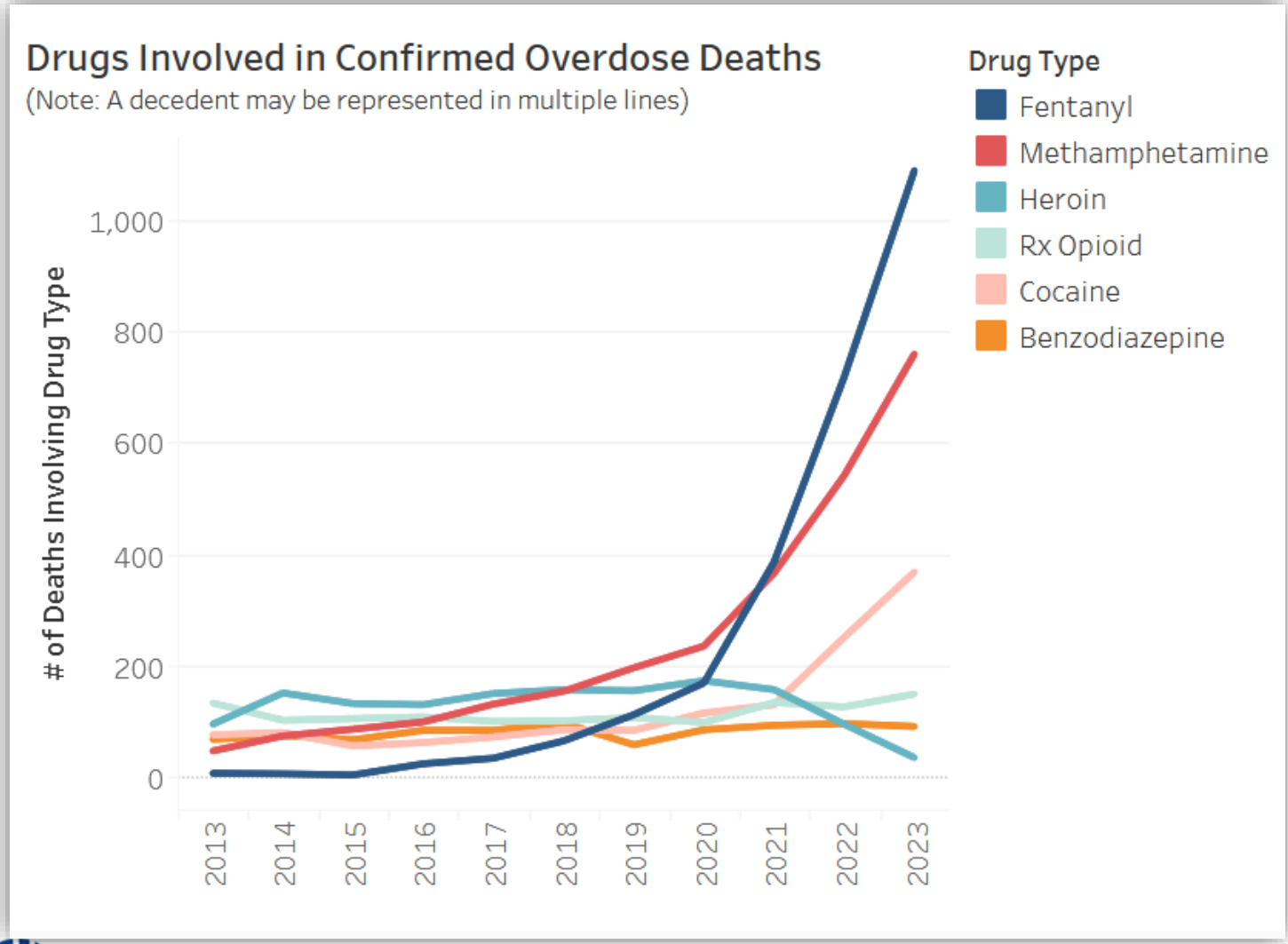
Dr. Michael McDonnell, Elson S. Floyd College of Medicine, Department of Community and Behavioral Health, Washington State University

Report Reviewed by:

Seattle Police Department, Mayor’s Office, Department of Economic Development, Department of Neighborhoods, King County Metro, Belltown United, Plymouth Housing, YWCA, NW HIDTA, and Downtown Seattle Association



Landscape of Synthetic Drugs in Seattle



In 2023, the majority (60.3 percent) of all fatal overdoses involved the combination of an opioid (e.g., fentanyl) and a stimulant (e.g., methamphetamine, cocaine).

Source: Public Health – Seattle & King County



Crime and Overdose Concentration in Seattle

Top 10 Continuous Street Segments with the Highest Number of Overdose Responses and Crime Incidents

Street Names	Street Number	Joint Count
Pike St from 2nd to 5th	201 - 498	352
3rd Ave from Union to Pine	1400 - 1599	344
3rd Ave from Jefferson to Marion	500 - 899	282
3rd Ave from Virginia to Battery	2000 - 2399	195
Pine St from 2nd to 5th	201 - 418	148
Broadway from E Union to E Pine	1400 - 1599	119
9th Ave from Alder to Jefferson (Harborview)	300 - 499	113
4th Ave from Union to Pine	1400 - 1549	112
S Jackson St from 10th Ave S to Rainier Ave S	1001 - 1398	109
E Pike St from 9th to 11th	901 - 1098	104

Includes Case Study Site

Sources: Seattle Police Department’s Data-Driven unit; Seattle Fire Department; Office of City Auditor



Case Study Site



M King County Metro Stop

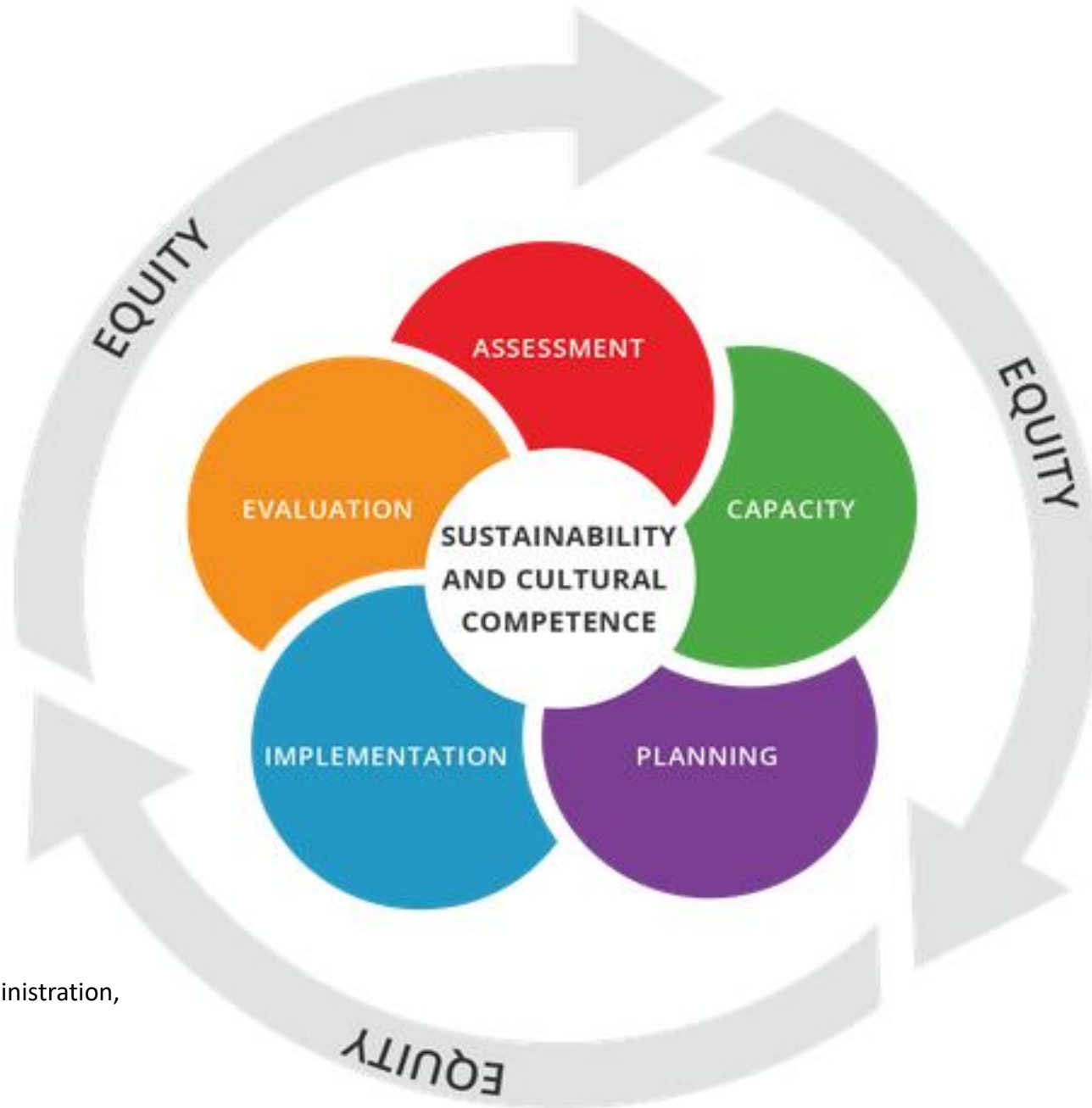
- 1 Plymouth Housing Sylvia Odom's Place
- 2 YWCA Opportunity Place
- 3 Harborview Third Avenue Center (Clinic)
- 4 YWCA Angeline's Day Center
- 5 Plymouth Housing Administration Offices
- 6 Plymouth Housing Langdon & Anne Simons Senior Apartments
- 7 Evergreen Treatment Services REACH Office

Source: Office of City Auditor




Use a Research-Informed Methodology for Place-Based Problem Solving

Source: Strategic Prevention Framework,
Substance Abuse and Mental Health Services Administration,
U.S. Department of Health and Human Services



Third Avenue from Virginia to Blanchard



Place-Based Problem Solving at the Case Study Site

- Activating vacant storefronts
- Providing more recovery supports
- Creating a framework for information-sharing and identifying shared values




Photo: Near the corner of Third and Virginia
Source: Harborview Third Avenue Center



Use a Proven System for Coordination Among Agencies



SNOHOMISH OVERDOSE PREVENTION
— A COMMUNITY COMING TOGETHER TO STOP —
SNOHOMISH COUNTY'S OPIOID EPIDEMIC

Learn + | Get Involved + | Find Help + | Download Materials + | [Data Dashboard](#)

Search...

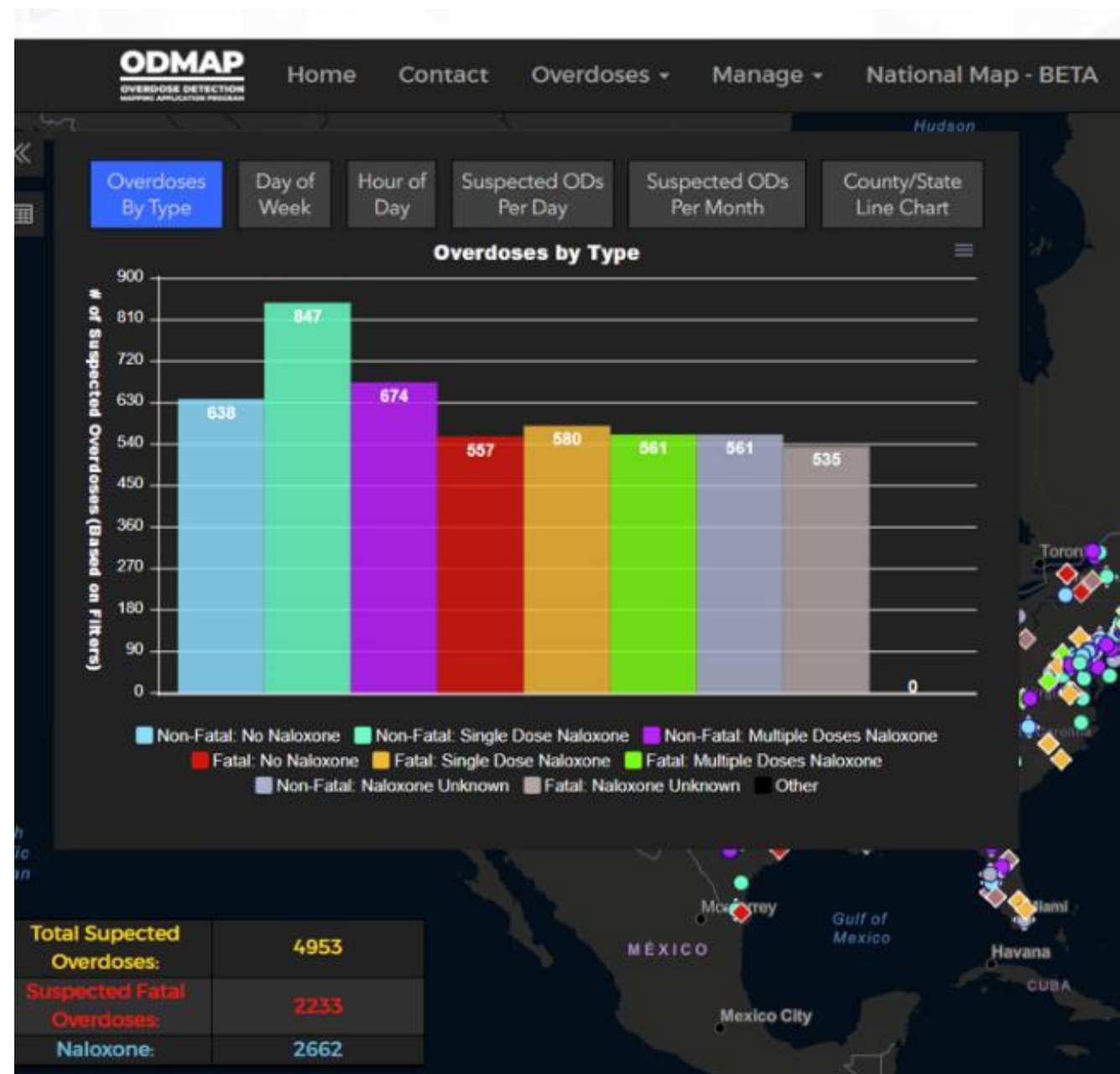
Multi-Agency Coordination Group

A formal multi-agency emergency response to the ongoing opioid and drug use crisis has been in place in Snohomish County since 2017. These efforts were reinvigorated in 2023. Together, partners throughout Snohomish County continue to address this ever-evolving crisis.



Use Multiple Data Sources to Understand the Problem

- Administrative data
- Observational data
- Asset Map
- Survey data
- Demographic data
- Economic data
- Building/physical infrastructure



Select and Implement Evidence-Based Strategies for Reducing Crime and Overdose

Evidence-Based Strategies to Reduce Crime at Places

1. Increase Guardianship
2. Change the Physical Environment
3. Change/Enforce Rules and Policies
4. Build Capacity for Community Problem-Solving



Photo: Corner Greeters with [Rainier Beach: A Beautiful Safe Place for Youth](#).
Source: Annie O'Neill



Overdose Prevention Strategies

1. Enhanced Delivery of Evidence-Based Treatment
2. Recovery Support
3. Integrated Harm Reduction
4. Data Monitoring and Primary Prevention



Photo: Mosaic workshop at Recovery Café. Source: Recovery Café



Evaluate Outcomes and Adjust



Comments on Audit Recommendations

- **Mayor's Office** – Natalie Walton-Anderson, Director of Public Safety, Mayor's Office
- **Northwest High Intensity Drug Trafficking Area** – Matt Duran, Deputy Director; Eliza Powell, Prevention and Treatment Manager; Mike Mizer, Drug Intelligence Officer
- **Plymouth Housing** – Huynh Chhor, Chief Behavioral Health Integration Officer; Aaliyah Bains, Behavioral Health Program Manager
- **YWCA** – Anna Preyapongpisan, Regional Director Affordable Housing and Services; Mona Tschurwald, Homeless Initiatives and Veterans' Services Director

