

# Seattle Rescue Plan:

## Quarterly Update on Seattle's ARPA Spending

Julie Dingley, Director, City Budget Office

William Chen, Fiscal and Policy Manager, Innovation & Performance

May 4, 2022



**City of Seattle**

# Overview

---

Key Takeaways

Lay of the Federal Funding Land

FEMA Update

Implementation Update

Seattle Rescue Plan (SRP) Summary

Spending Highlights

# Key Takeaways

---

- **The City continues to make progress building necessary capacity, contracting, and spending SRP funds.**
- **We have kicked off a new phase of Seattle Rescue Plan implementation: performance evaluation.** At the same time the City continues to stand up and execute on programs getting support out to the community, we are also fulfilling both an expectation of the U.S. Treasury that recipients evaluate their programs, as well as our own interest in better understanding and learning lessons from our work to do better, that we can share with the City, and with the public.
- **Highlighted areas of spending:**
  - Cash Assistance
  - Food Assistance
  - Housing Affordability
  - Homelessness
  - Childcare
  - Community Well-Being
  - Economic Recovery
  - Outdoor Recreation
  - Unified Aid Portal

# Lay of the Federal Funding Land

---

## **American Rescue Plan Act (ARPA):**

- \$300m in direct funding for Seattle; allocated via “**Seattle Rescue Plan**” packages

## Additional resources currently in play:

- **ARPA:** The State and County received millions of dollars that may still pass through to or affect the City, notably for food assistance. More to come in HSD’s response to SLI HSD-026-A-001.
- **FEMA** (ongoing eligible expenses and reimbursement activities)

## Additional resources to come:

- **Infrastructure Investment and Jobs Act (IIJA):**
  - Federal granting agencies will be finalizing rules and announcing deadlines throughout the rest of the year.
  - City departments are underway analyzing the bill for opportunities and preparing to apply.

# FEMA Public Assistance Update

- \$12.2m of reimbursements received or approved by FEMA; \$14.8m in process
- Vaccine work: \$13m of invoices submitted to PHSKC; \$12.2m received to date
- FEMA reimbursements are all already factored into revenue projections

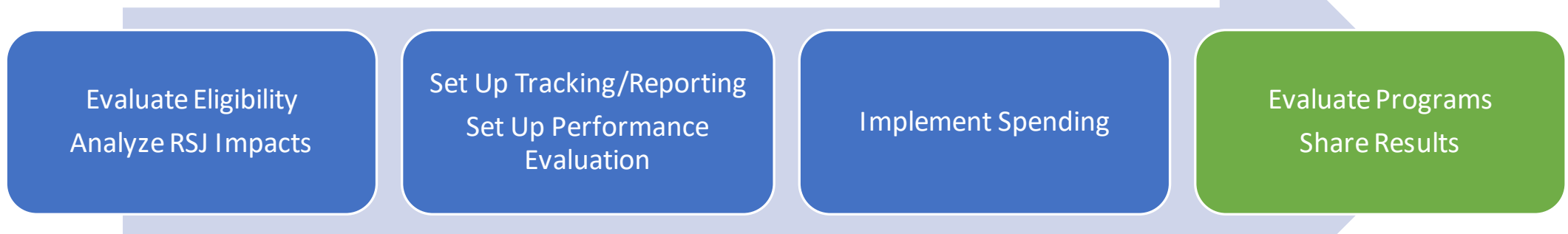
	# of Projects	Amount	Non-congregate Shelter Projects
<b>Project Worksheets pending submission from Depts</b>	6	\$2,647,803	
<b>PWs currently in review with OEM</b>	3	\$6,139,587	
<b>PWs currently in State/FEMA Desk Review</b>	3	\$1,778,263	
<b>PWs in review by FEMA Consolidated Resources Center</b>	9	\$4,241,315	
<b>PWs Approved by FEMA</b>	10	\$6,241,958	2 NCS projects; \$1,007,534. 1 NCS project; \$4,706
<b>FEMA Reimbursement Received</b>	5	\$5,490,557	1 NCS project; \$1,754,410
<i>FEMA Reimbursement Held for Close-Out</i>		\$538,859	
<b>Total</b>	<b>36</b>	<b>\$27,051,342</b>	

# Seattle Rescue Plan Implementation Update: Process

---

With an unprecedented level of direct funding heading to all levels of government nation-wide, the Treasury created a thorough and complex set of guidelines and use restrictions for CLFR dollars. To address this complexity, CBO created and managed a review process for over 90 programs.

**Seattle Rescue Plan Team has onboarded two Evaluation Advisors, and work is underway with departments that will enable us to understand and share the impacts our investments have had/will have.**



# Seattle Rescue Plan Implementation Update: Reporting

---

Treasury requires CLFR recipients submit two regular reports:

## Quarterly Project and Expenditure Report (QPER)

- Technical report relying on accounting structures set up with departments, as well as manual asks.
- First QPER was submitted January 31, 2022. Next QPER due April 30, 2022.

## Annual Recovery Plan Performance Report

- Provides a high-level look at the entire plan for CLFR looking forward, including spending and performance evaluation.
- First report submitted on August 31, 2021, shared with Central Staff, published on CBO website: [Link](#)
- **The next annual Recovery Plan Performance Report will be due July 31, 2022.**

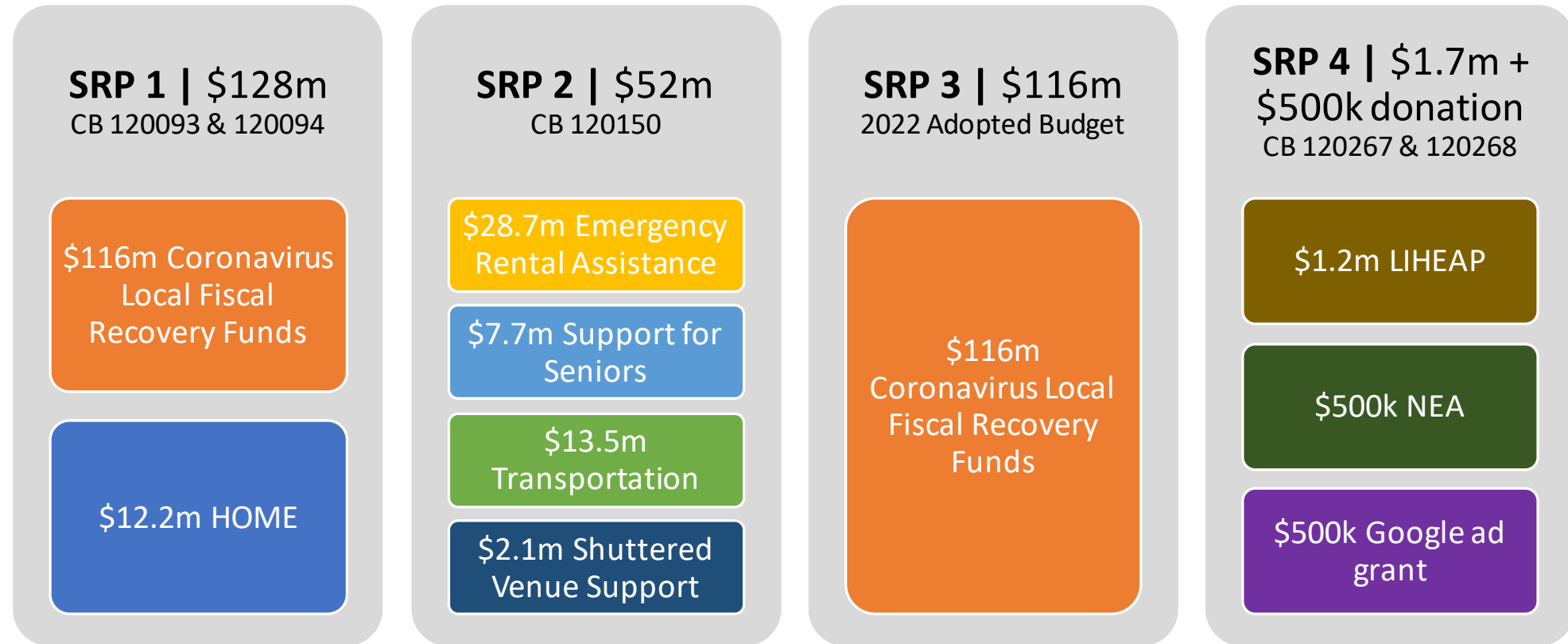
## Public Spending and Performance Portal

- Layperson-friendly web portal to share progress on SRP spending and performance results.
- Will launch in phases, with Phase 1: Spending launch target beginning of June.
- Phase 2: Performance launch target beginning of August.

City Council is now receiving monthly update reports on Seattle Rescue Plan.

# Seattle Rescue Plan (SRP) Summary

Seattle has received nearly \$300M of the \$1.9T total from the American Rescue Plan Act (ARPA), including \$232M in local direct aid (flexible funding from the Coronavirus Local Fiscal Recovery [CLFR] funds) and other targeted aid under the umbrella of the “Seattle Rescue Plan.”

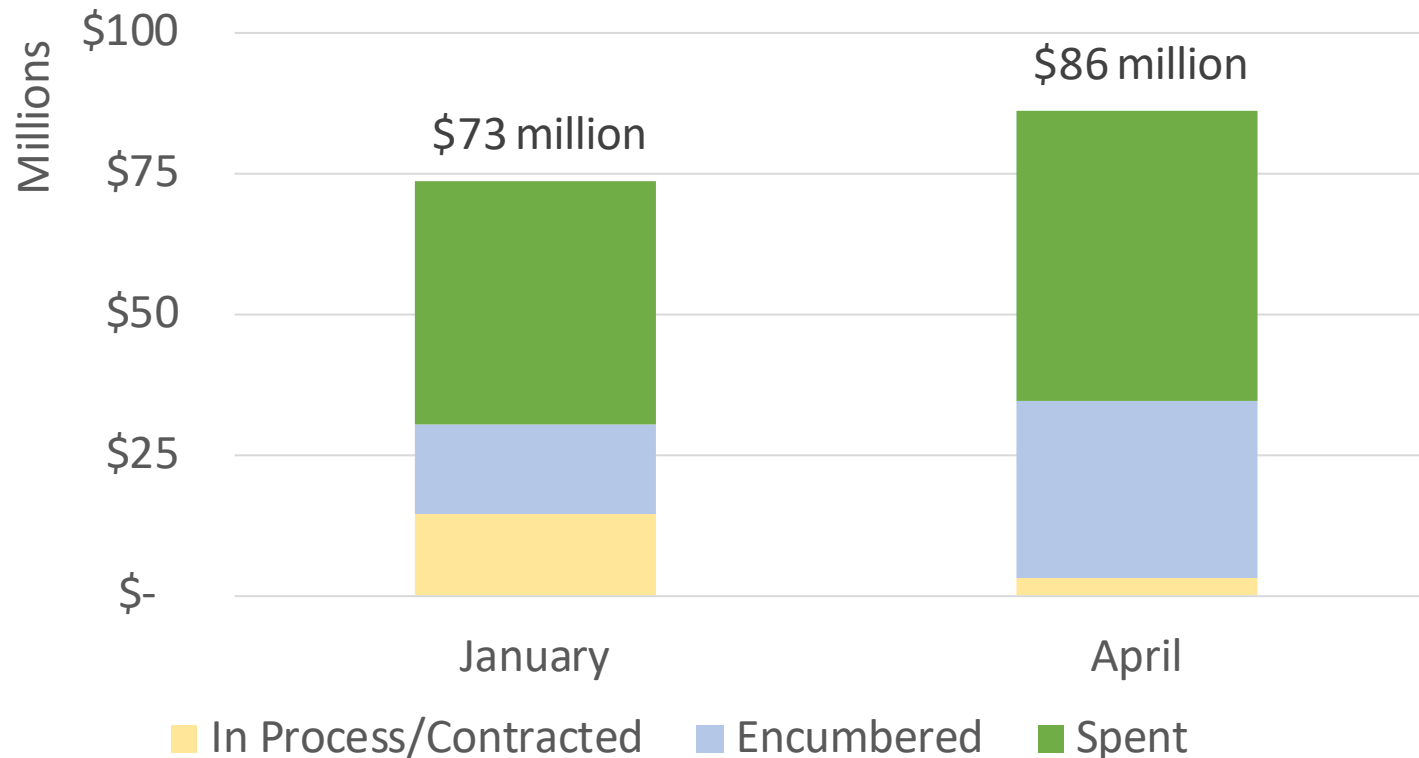




# All-SRP Appropriation Summary

	SRP1	SRP 2	SRP3	SRP4	Total
<b>Grand Total</b>	<b>\$123,410,000</b>	<b>\$52,150,000</b>	<b>\$121,060,000</b>	<b>\$1,710,000</b>	<b>\$298,430,000</b>
Housing & Homelessness	\$44,820,000	\$28,730,000	\$28,310,000	\$1,210,000	\$103,080,000
Community Well-being & Reopening Services	\$45,990,000	\$7,750,000	\$15,140,000		\$68,880,000
Community & Small Business Recovery	\$24,130,000	\$15,670,000	\$10,350,000	\$500,000	\$50,640,000
Community Safety & Mental Health	\$1,200,000		\$7,030,000		\$8,230,000
Supporting City Workers & Services	\$7,280,000		\$60,330,000		\$67,600,000

# SRP1 Progress Since January Update



- \$12.5 million in further activity (spending, encumbrance, in process)
- \$8.3 million more spending recorded
- \$14 million of in process contracts now encumbered or spent

# SRP1 Spending Update

	Allocated	In Process / Contracted	Encumbered	Spent	Total Spent/ Encumbered/ In Process	% Progress
<b>Grand Total</b>	<b>\$123,410,000</b>	<b>\$3,191,298</b>	<b>\$31,470,818</b>	<b>\$51,239,221</b>	<b>\$85,901,337</b>	<b>70%</b>
Housing & Homelessness	\$44,820,000	-	\$20,277,758	\$13,352,992	\$33,630,750	75%
Community Well-being & Reopening Services	\$45,990,000	-	\$5,525,820	\$31,505,641	\$37,031,461	81%
Community & Small Business Recovery	\$24,125,000	\$1,505,339	\$4,931,438	\$4,313,510	\$10,750,287	45%
Community Safety & Mental Health	\$1,200,000	-	\$711,065	\$328,823	\$1,039,888	87%
Supporting City Workers & Services	\$7,275,000	\$1,685,959	\$24,737	\$1,738,255	\$3,448,951	47%

# SRP3 Spending Update (direct-CLFR)

	Allocated	In Process / Contracted	Encumbered	Spent	Total Spent/ Encumbered/ In Process	% Progress
<b>Grand Total</b>	<b>\$54,819,916</b>	<b>\$20,243,875</b>	<b>\$26,104,619</b>	<b>\$1,143,513</b>	<b>\$47,487,007</b>	<b>87%</b>
Housing & Homelessness	\$23,312,968	-	\$23,312,968	-	\$23,312,968	100%
Community Well-being & Reopening Services	\$12,463,976	\$2,919,672	\$2,791,651	\$373,269	\$6,084,592	49%
Community & Small Business Recovery	\$9,351,156	\$8,927,513	-	\$423,643	\$9,351,156	100%
Supporting City Workers & Services	\$9,691,816	\$8,391,690	-	\$346,601	\$8,738,291	90%

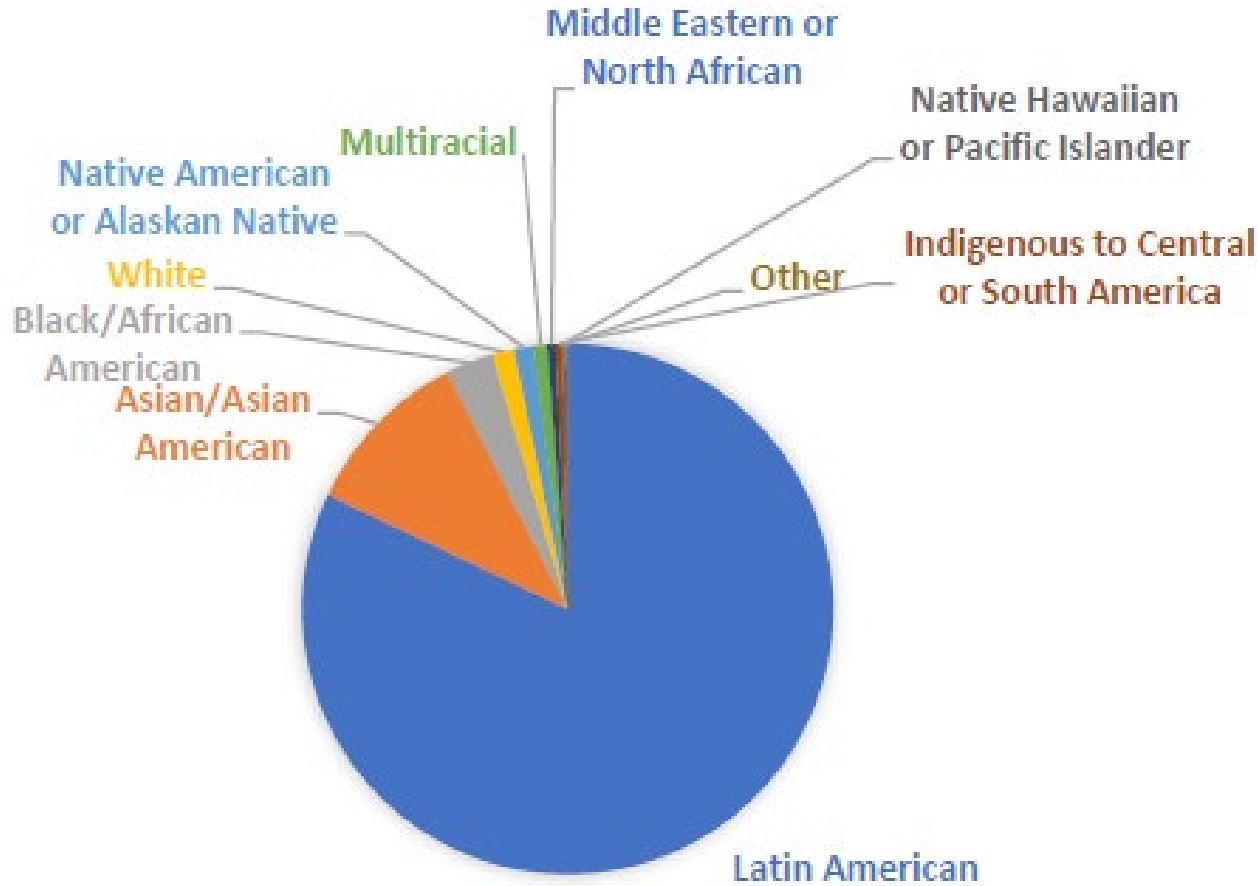
\*SRP3 also included \$66.3m in revenue replacement to the General Fund.

# Cash Assistance Phase 1: Who Received Assistance?

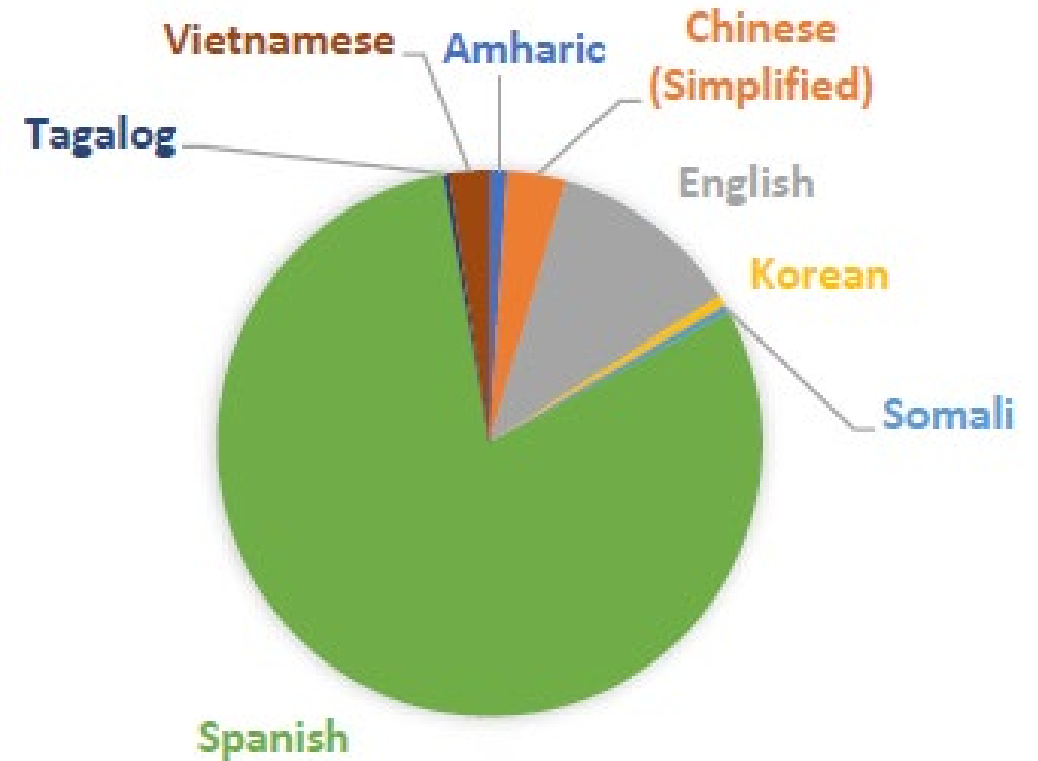


**Phase 1:** Eligible prior recipients of Seattle Disaster Relief Fund. \$5.8 million disbursed to 2,320 households.

### Recipient Race/Ethnicity



### Application Language



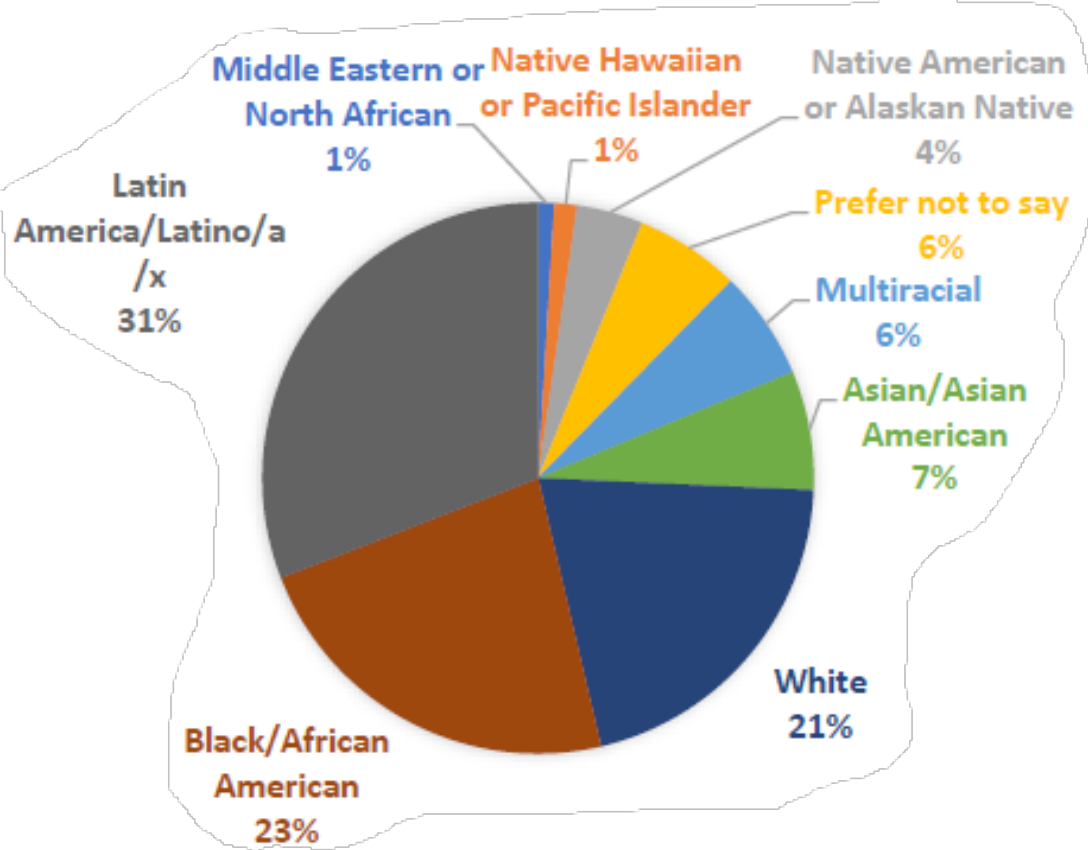
Source: Scholarship Junkies, Seattle Rescue Plan Final Report

# Cash Assistance Phase 2: Who Received Assistance?

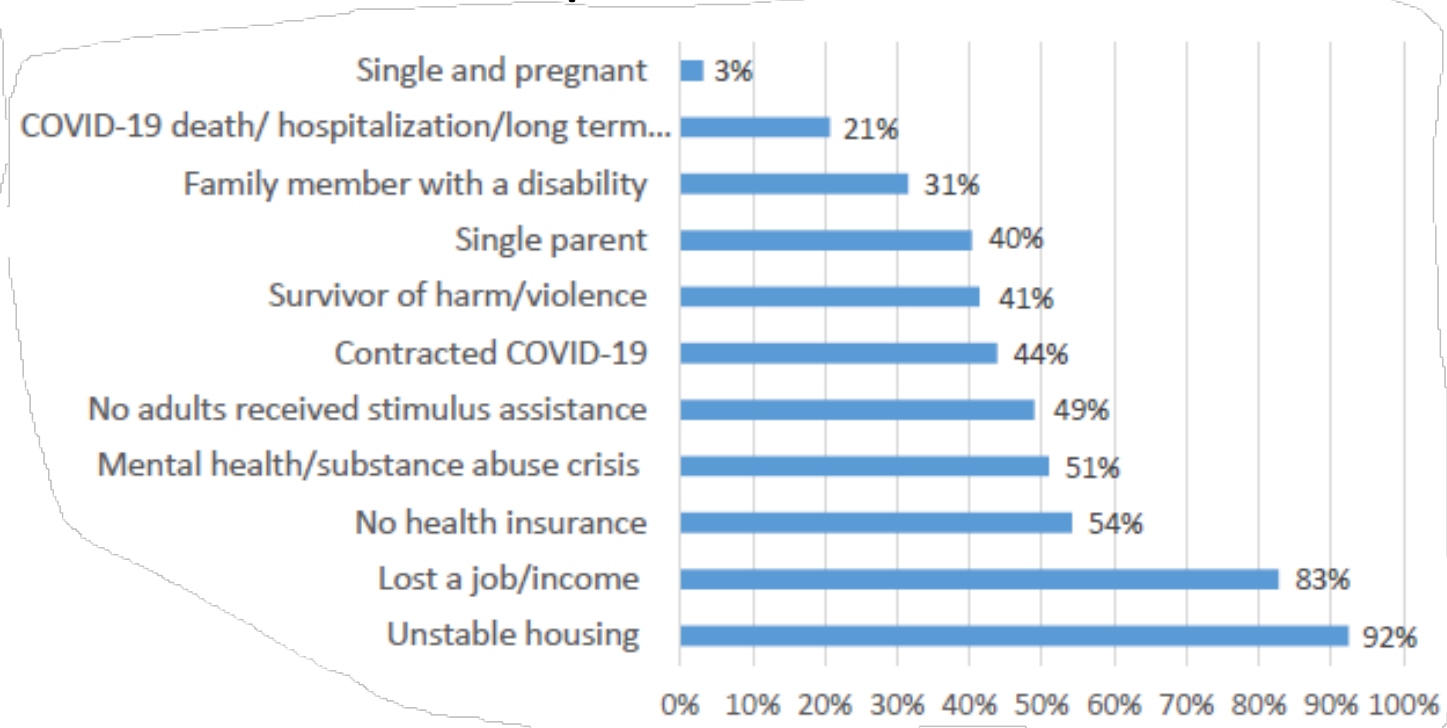


**Phase 2:** Open application for eligible low-income households. \$16.2 million disbursed to 9,392 households.

## Recipient Race/Ethnicity



## Recipient Characteristics



Source: Scholarship Junkies, Seattle Rescue Plan Final Report

# Spending Highlights: Food Assistance

---



## **Good Food Kitchens: \$690,000**

- Funds local restaurants in diverse Seattle neighborhoods to provide meals to community members who are facing food insecurity.
- 100% obligated: \$232k spent, \$458k encumbered



## **Continuation of 2021 COVID -related Food Programs in 2022: \$7.5 million**

- Food assistance to low-income individuals and households via several strategies, including food banks, meals in permanent supportive housing and emergency shelters, and Ethnic Grocery Bags.
- \$3.3 million of the total funding potentially being held for savings, in consideration of the State's having just budgeted an additional \$58 million this biennium for food boxes to hunger relief organizations prioritizing BIPOC, low-income, and rural communities.
- \$346k spent, \$2.5 million obligated



## **Low-Income AIAN “Food Prescriptions” : \$308,000**

- Final scope of work negotiated, with project activity expected to begin late summer.

# Spending Highlights: Housing Affordability

---

## Affordable Housing Rapid Acquisitions



CLFR (\$16.3m):

- Thanks to CLFR funds, OH has purchased **four new multifamily buildings with 198 units total**. About half the funds for the purchases come from State matching funds. The units and shelter beds will be open for occupancy in 2022.



HOME (\$12.2m):

- Currently awaiting HUD approval of HOME allocation plan.

## Emergency Rental Assistance (ERA) 1 and 2



ERA1 (\$22.7m):

- 100% obligated, including to 16 Community Based Organizations who are presently working with tenants
- 95% spent



ERA2 (\$28.7m):

- 61% obligated, including contract renewal with UWKC
- 49% spent



## Affordable Housing Provider Capacity Building

- \$3m (SRP1 + SRP3): 100% obligated: \$120k spent, \$2.88m encumbered



# Spending Highlights: Homelessness



Most of the City's homelessness investment will be implemented via the King County Regional Homelessness Authority. \$28.7 million for services, including:

<b>KCRHA CLFR Project</b>	<b>Amount Under Contract</b>
<b>\$12M for Salvation Army-SODO Shelter*</b>	1,947,527.00
<b>\$6.6M for Keiro Shelter*</b>	2,200,000.00
<b>\$3.6M for COVID Mitigation in Shelters</b>	3,132,343.00
<b>\$2.3M for Capacity Building</b>	NOFA in May
<b>\$1M for Diversion</b>	NOFA in May
<b>\$2.3M for Rapid Rehousing</b>	970,047.00
<b>\$500k for Safe Lots</b>	NOFA in April; contract in May
<b>\$400k for Villages</b>	Contract by end of April
<b>Total Under Contract To-Date</b>	<b>\$8,249,917</b>

\*: SODO and Keiro Shelters are budgeted operating funding through 2023 and 2024, respectively.

Note: another \$7.5 million of shelter and services is being managed by King County and is under contract.

# Spending Highlights: Childcare



## **Support for childcare workers: \$3 million** disbursed to over 3,500 workers

- Spending complete. One-time payment recognizing the essential services they have provided to families during the pandemic.



## **Building or expanding childcare facilities: \$5 million**

- HSD/DEEL coordinating on outreach/recruitment to providers and facilities RFPs
- Two Project Facilities Coordinator positions posted (HSD) to increase capacity
- **Timeline:**
  - **April 22:** Childcare provider survey period has completed.
  - **May:** DEEL's RFI release. (FEPP) Open to Seattle Preschool Program sites only.
  - **Mid-May:** HSD's RFP release. (CLFR) Open to broader childcare community.
  - **Mid-June:** HSD will release an RFQ for architectural support to increase capacity to assist providers
- Childcare providers can contact HSD directly with questions or to learn more at [ChildCareFacilities@seattle.gov](mailto:ChildCareFacilities@seattle.gov)

# Spending Highlights: Community Well-Being

---



## **Older Americans Act (OAA): \$2.8 million available in 2021**

- HSD's Aging & Disability Services division has developed a 1-year spending plan for the Older Americans Act COVID grant and is proceeding with contracting: \$900k awarded to date, \$450k spent.
- State appropriated their matching funds, which we expect to receive in July 2022.
- Services include: elder abuse case mgmt., transit subsidies, caregiver counseling, and nutrition/meals
- Maintain or scale existing covid relief efforts, including alleviating negative health effects of social isolation



## **Supporting Survivors of Gender-Based Violence: \$600,000**

- 100% of funds obligated: \$164k spent; \$436k encumbered



## **Mental health services for individuals, youth, families: \$600,000**

- 100% of funds obligated: \$112k spent; \$488k encumbered

# Spending Highlights: Economic Recovery

---



## Small Business:

\$900,000 for Downtown Activation/Welcome Back Weeks: \$776k spent, \$63k encumbered.

\$20 million for recovery grants and technical assistance to small businesses, micro businesses, neighborhood business organizations

- Neighborhood Economic Recovery Grants (\$5.5M): \$700k spent to date; \$4.8m committed.
- Downtown Recovery Grants, Workforce Development, and Empty Storefronts (total \$1.4M): \$1M spent/encumbered.



## Arts and Cultural Organizations:

\$3 million for direct financial assistance for COVID-related relief and facilities support

- Cultural Organizations Reopening Grants (\$2.2M): RFP closed, applicants scored, with eligibility screening in process now. Arts Recovery Manager started mid-March, and 2 program staff who will work on this project in hiring process.
- Cultural Districts Recovery Grants (\$500k): 100% of funds encumbered.
- Hope Corps (\$250k): \$240K spent/encumbered.



## Job Training:

\$450,000 for wrap-around services and retention program as part of Seattle's Priority Hire program:

- FAS is coordinating approach with OSE's \$1M for pre-apprenticeship training. RFP release estimated Q2 2022.

# Spending Highlights: Outdoor Recreation

---



## Parks Enhanced Maintenance: \$1.05 million

- Spending complete.



## Opening Wading Pools: \$400,000

- Spending complete.



## Rec N' the Streets: \$200,000

- Spending complete.



## Parks Activation: \$500,000

- SPR is developing a program plan to fully implement this summer.



## Stay Healthy Streets: \$2.5 million

- SDOT is delineating eligible costs of the program to apply CLFR funds to.

# Spending Highlights: CiviForm

To date, CiviForm has received 5,688 applicants  
**with 637 applying to 2+ programs, and 208 applying to 3+ programs**

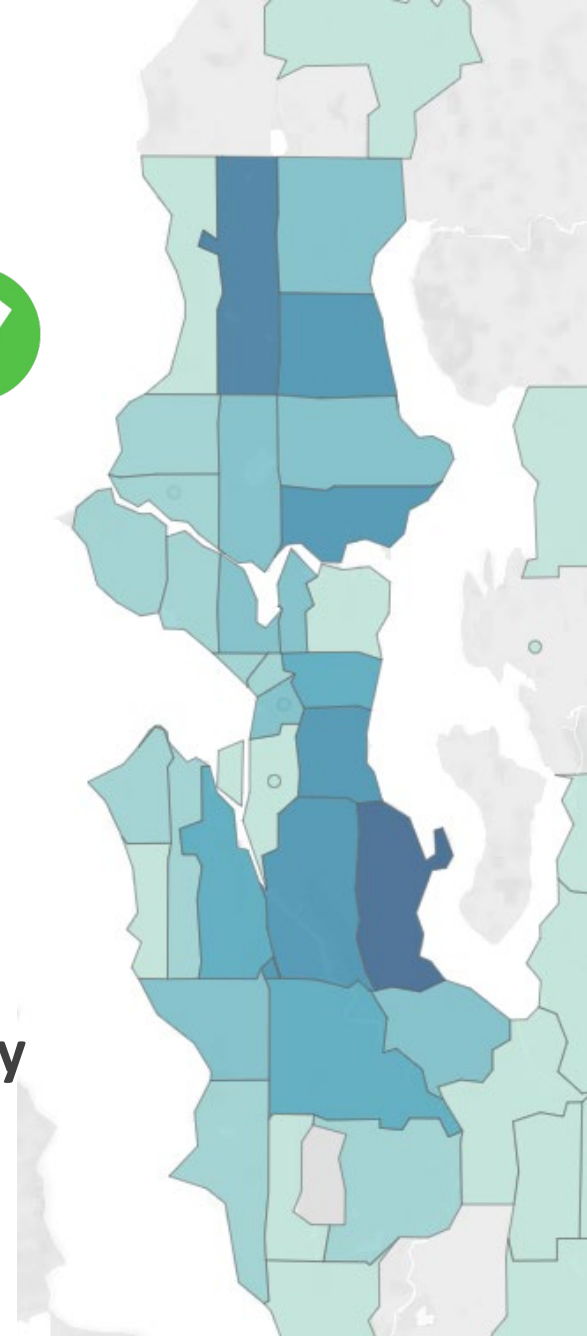


**Recently added a new program: Emergency Bill Assistance (SCL).**



CiviForm is tracking valuable data we can use to improve the system's effectiveness, like applicant zip codes and how long different applications take to complete on average.

**We look forward to sharing more about what we learn about CiviForm and other SRP programs in August, after we publish the annual Recovery Plan Report.**



# Questions?

---

# Appendix: Additional Funding Detail

---

AS OF 12/31/21



# SRP2 Spending Update

---

	<b>Allocated</b>	<b>In Process / Contracted</b>	<b>Encumbered</b>	<b>Spent</b>	<b>Total Spent/ Encumbered/ In Process</b>	<b>% Progress</b>
<b>Grand Total</b>	<b>\$52,150,738</b>	-	<b>\$5,577,349</b>	<b>\$28,371,750</b>	<b>\$33,949,099</b>	<b>65%</b>
Housing & Homelessness	\$28,730,963	-	\$4,610,870	\$15,685,322	\$20,296,193	71%
Community Well-being & Reopening Services	\$7,752,975	-	\$192,320	\$456,299	\$648,619	8%
Community & Small Business Recovery	\$15,666,800	-	\$774,159	\$12,230,129	\$13,004,288	83%