



Filling the Gaps: Current and Future State of Seattle Public School Funding

Seattle City Council

March 26, 2018

Presented by:

Brent Jones, PhD - Chief of Strategy and Partnerships

JoLynn Berge - Assistant Superintendent for Business and Finance

Agenda

- Overview of Seattle Public Schools
- The levy investment and the achievement and opportunity gaps
- How does McCleary impact Seattle?

Who We Are



52,324 Students
Enrolled (up by 336)



147 Countries of Origin



104 Schools



135 Languages/Dialects



33% Free &
Reduced Lunch



3,208
Teachers



12.9% English
Language Learners



\$857 Million Budget

3300 Homeless



4 New Buildings
+ 3 Schools

Our Mission

- Equitable access
- Closing opportunity gaps
- Excellence in education for every student



Our Vision

Every student graduates prepared for college, career and life



Eliminating
Opportunity
Gaps is THE
issue of our
time.

Four Years a
Top Board
Priority



FOCUS and Progress:

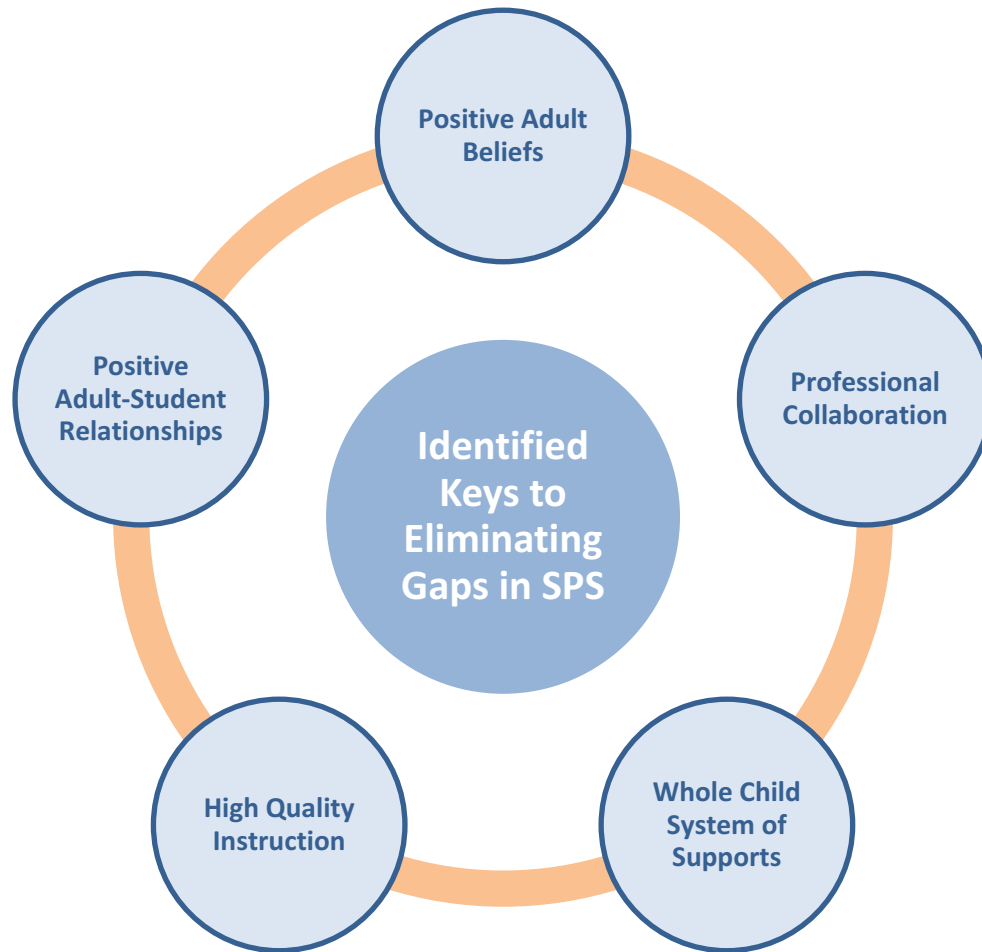
- The SPS school board has kept Eliminating Opportunity Gaps (EOG) goal front and center for four years now
- Two years ago we focused on African American Males and other students of color.
- We believe that by focusing on one group, we will learn strategies to uplift all other groups.



What Works 1.0: Academics

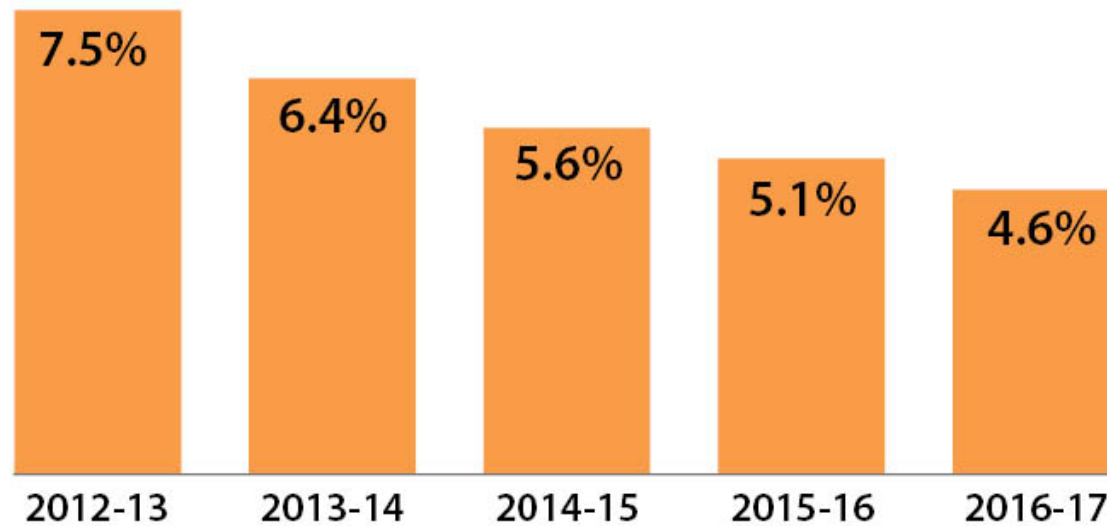
What Works 2.0: Relationships

At our top gap closing schools multiple factors are at work





DECREASED SUSPENSION RATES



Note: Distinct students in grades 6-12 with one or more suspension or expulsion (includes in-house suspensions).



AFRICAN-AMERICAN MALE DISCIPLINE

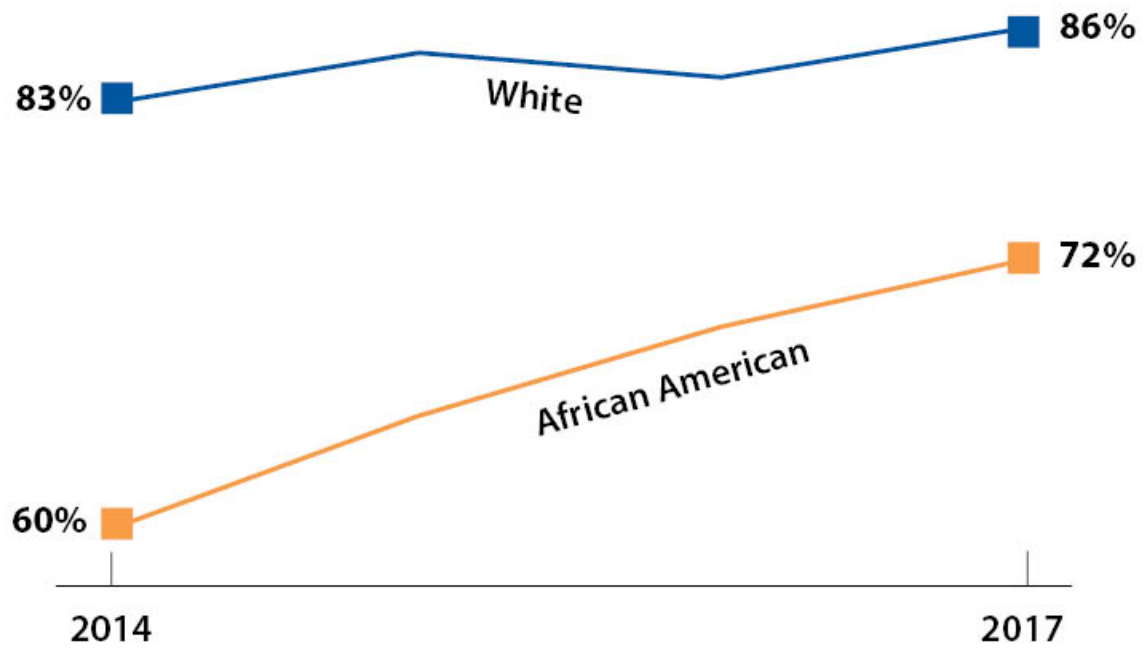
29%

DECREASE IN
INCIDENTS

Decrease in total incidents from 2015-16
to 2016-17 for African-American males
in elementary school



GRADUATION GAP CLOSING





71% of Seattle Public
Schools students enrolled in
college during their first year after
graduation (2016)

City's Investment in SPS

Helps us provide the academic, social-emotional and wrap around services to fulfill our mission – every student prepared for college, career and life

43 schools are funded in 2017 - 2018 (21 elementary schools, 17 middle schools, and 5 high schools).

City FEL Support - K-5

Focus on: Math/Science, Reading/Writing; Attendance;
English language learners

- Extended in-school and out-of-school learning time
- Pre-K to 3 alignment
- Social, emotional, behavioral, and family support

City FEL Support – Middle School

- Supports students' academic skill building by funding comprehensive approaches that provide additional academic, enrichment, and social/emotional supports before, during, and after school.

City FEL Support - High School

Special focus on academic success in 9th grade via:

- Extended in-school learning time
- Out-of-school time academic and enrichment activities
- Interventions for social, emotional, and behavioral support
- College and career readiness planning
- Case management support

Other Key City Investments

- Family Support Workers
- Health centers, nurses
- Mental health services, social/emotional counseling
- Out of School Program Transportation and Middle School Athletics

City's Investment in SPS

- The city's investment is critical in closing our funding gaps (between state and actual cost of educating) and we are seeing the benefits for our students
- *For example*, our middle schools (FEL Levy supported) have the highest African American math performance in the state

City's Investment in SPS

For each gap area, the city has made thoughtful investments – responsive to the needs of our schools, leaders, students and community

Thank you!

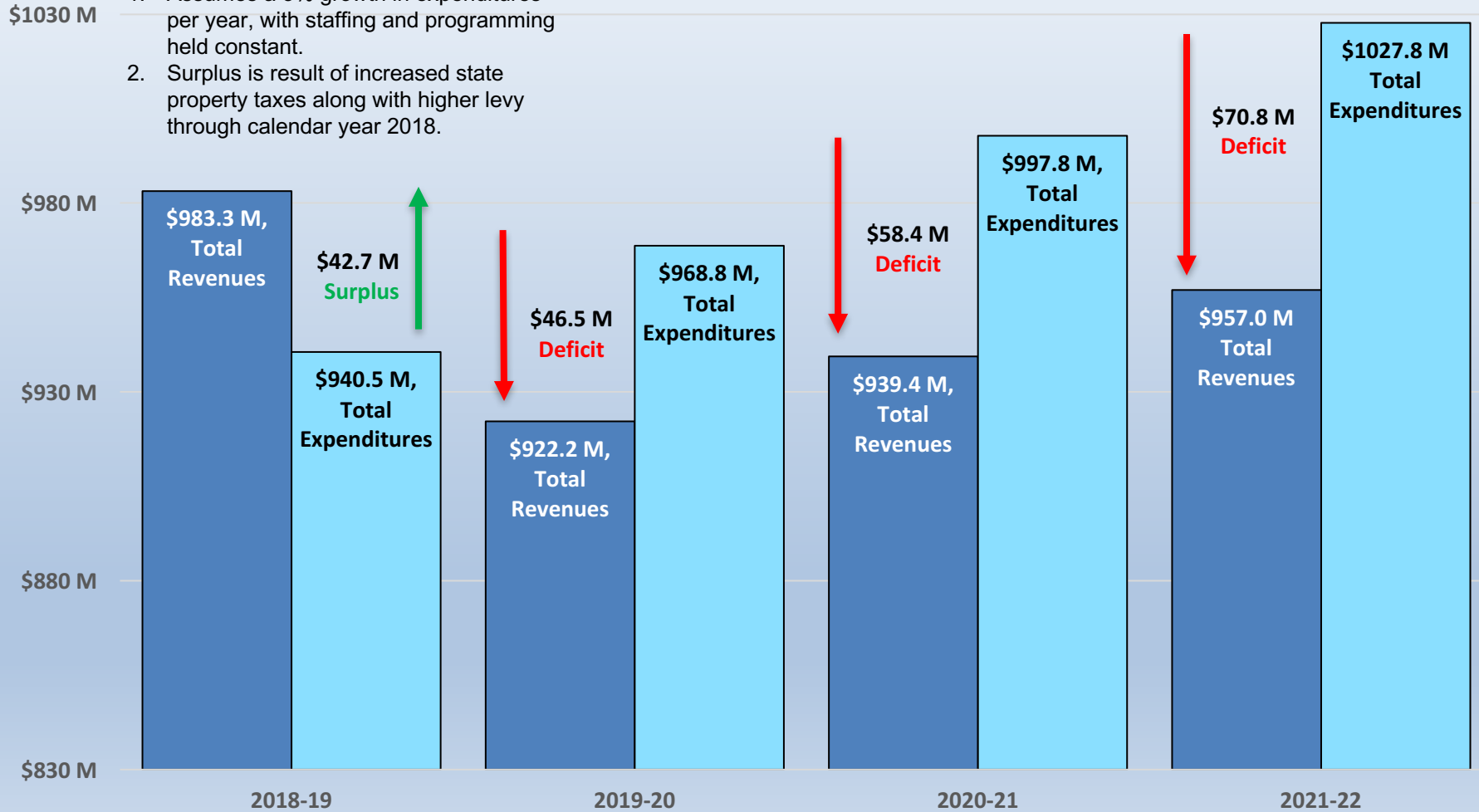
How does McCleary effect Seattle?

Budget Outlook Summary For School Years 2018-19 through 2021-22

All numbers are estimates as of March 2018

Notes

1. Assumes a 3% growth in expenditures per year, with staffing and programming held constant.
2. Surplus is result of increased state property taxes along with higher levy through calendar year 2018.



Seattle School District and City of Seattle Education Levies

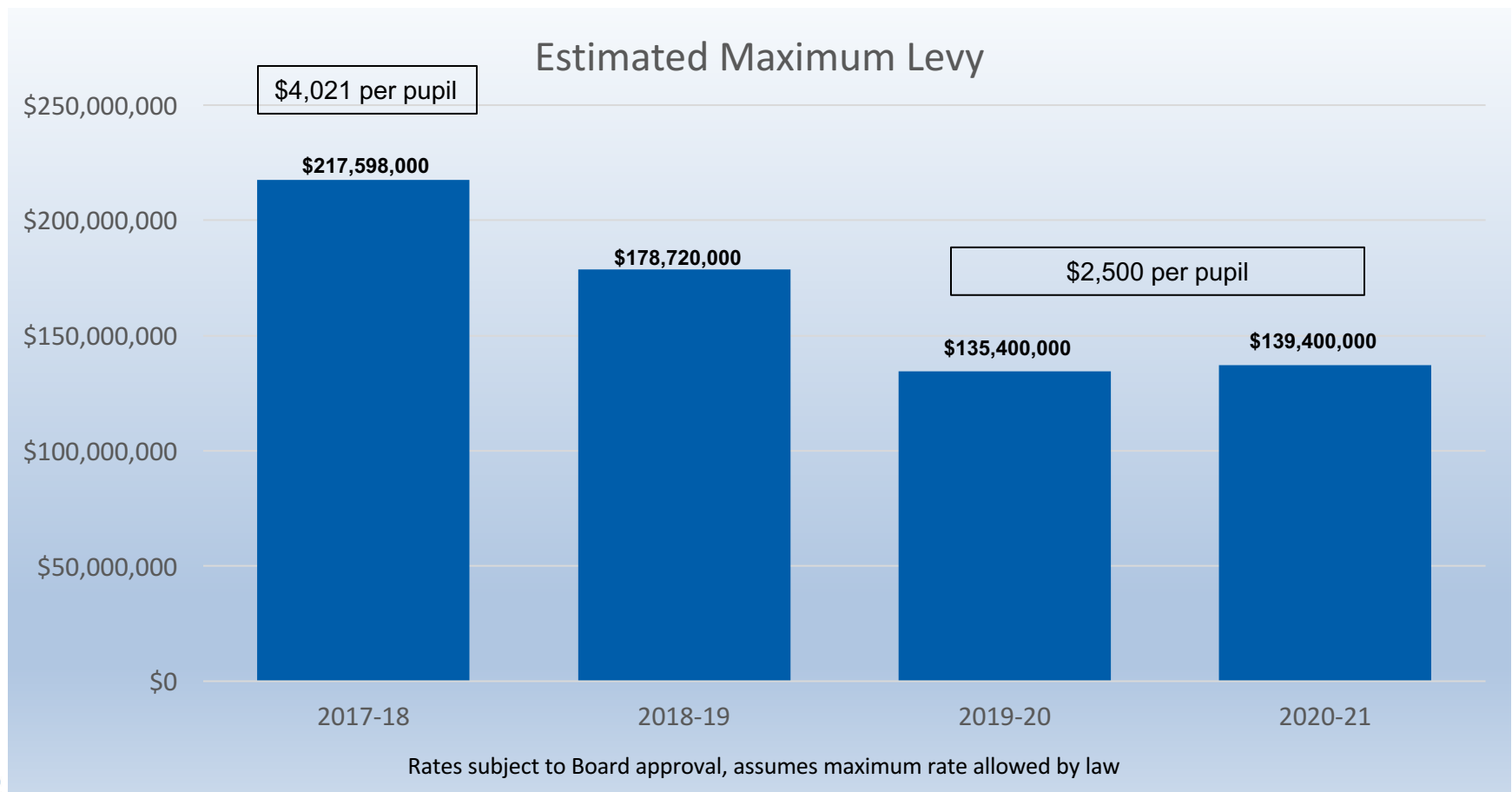
| Education Levys | 2018 | 2019 | 2020 | 2021 |
|---|--|---|---|---|
| SPS Maintenance and Operations Levy | | ★ | | |
| | Basic education services not supported by state funding Levy voting cycle: Every 3 Years. \$217m in 2017-18 | | Now called Enrichment Levy. Still pays for same basic education services. Every 3 years | |
| SPS Building Excellence Levy (BEX) | | ★ | | |
| | Capital Levy for construction and renovation of schools Levy voting cycle: Every 6 Years. \$115m in 2017-18 | | Capital Levy for construction and renovation of schools. Every 6 Years | |
| SPS Building, Technology and Academics (BTA) | | | | |
| | Capital Levy for major maintenance and technology improvements at schools Levy voting cycle: Every 6 Years (last passed in Feb. 2016). \$78m in 2017-18 | | | Capital Levy for major maintenance and tech |
| City's Family and Education Levy (FEL) and Preschool Levy | ★ | | | |
| | | Provides preschool and other educational services Levy voting cycle: 7 Years Total levy of \$231m, of that \$20m+ in 2017-18 granted to SPS | | |

★ November 2018 Election for City Family and Education Levy; and City Preschool Levy
★ February 2019 Election for SPS Levies



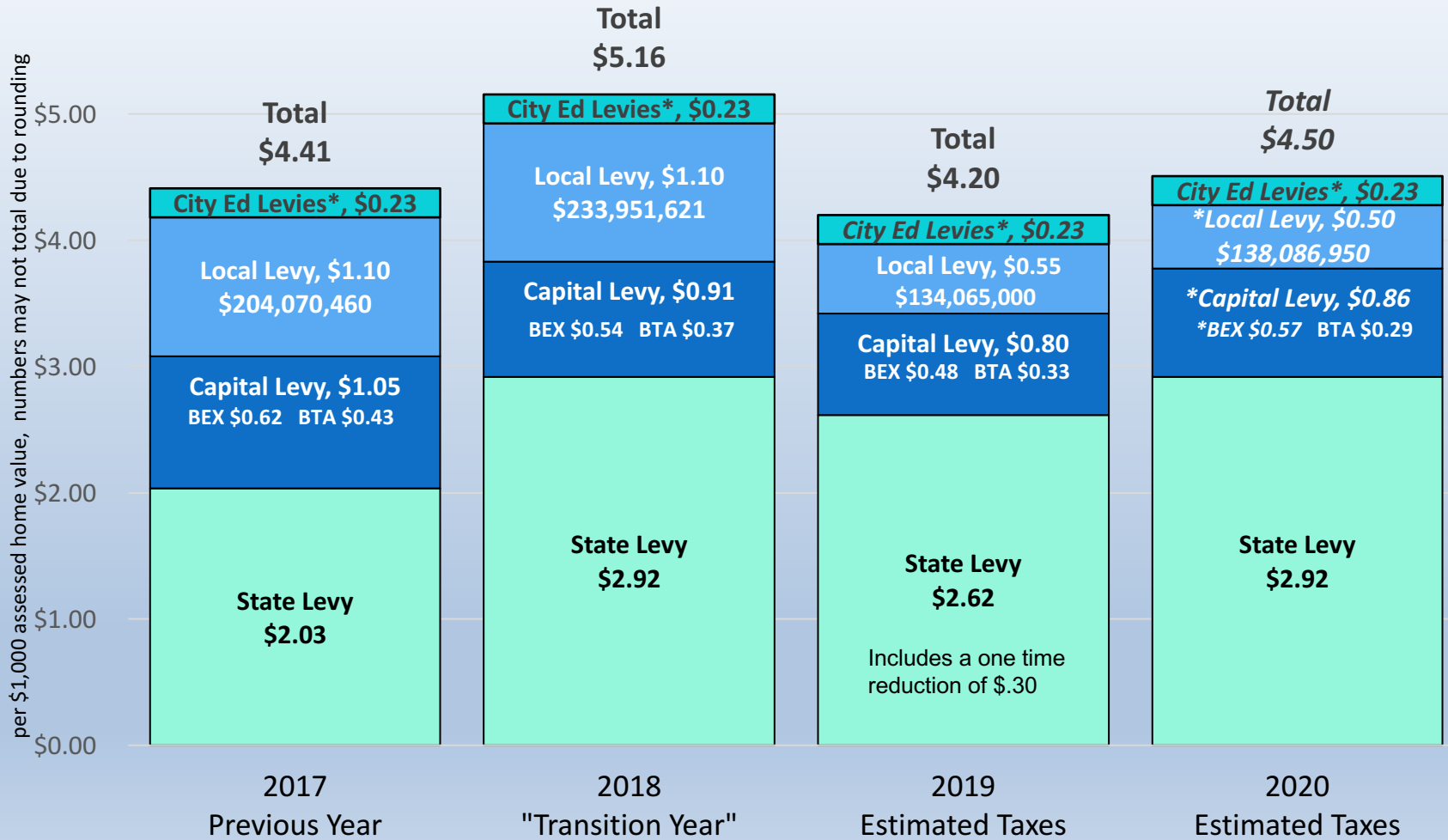
SPS Levy under HB2242

\$2,500 per pupil cap beginning in calendar year 2019



Seattle Public Schools District Tax Rates

Current Law and *Future Projections (italicized)*

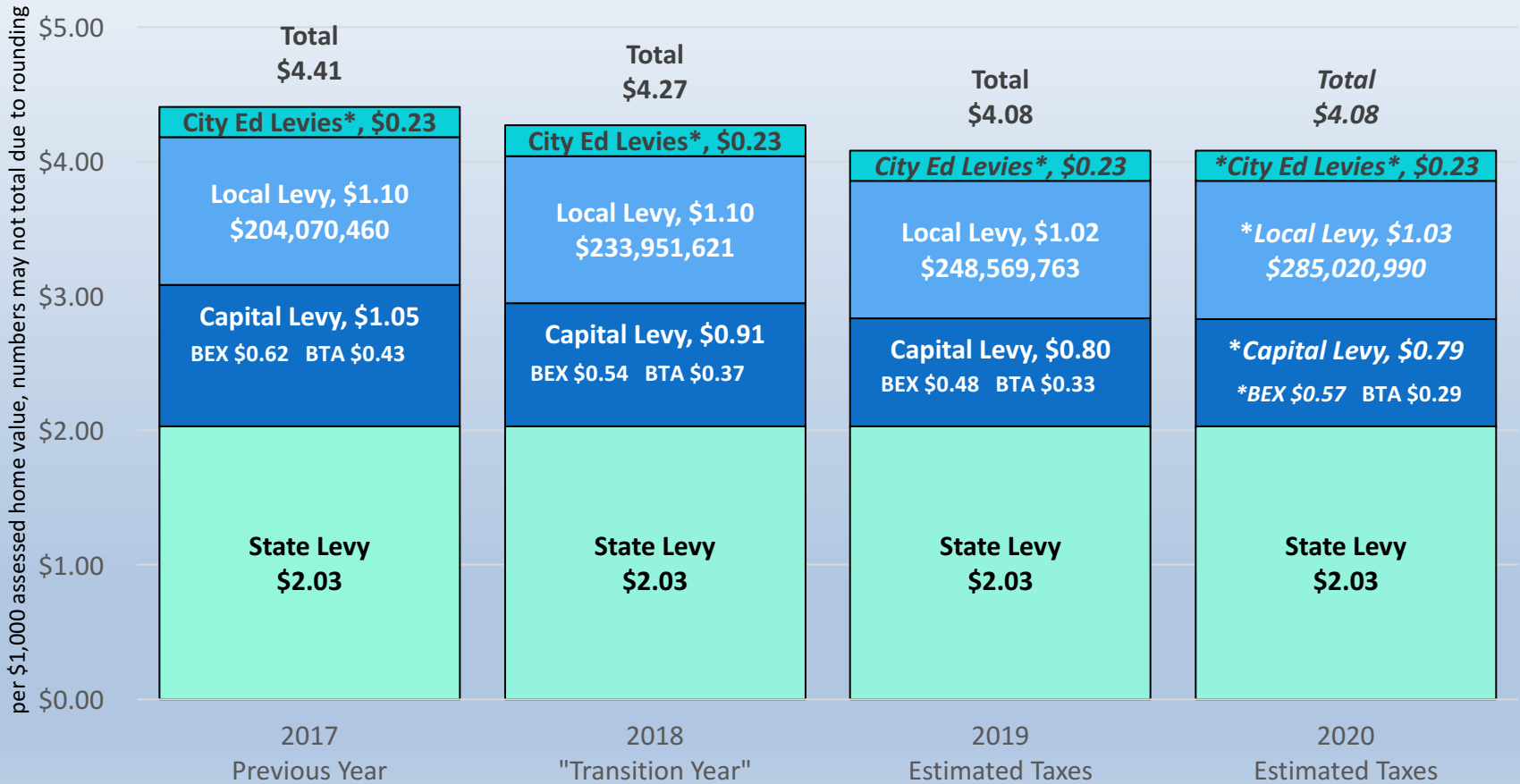


* Rates subject to School Board or City Council and voter approval; assumes current authorized rates continue

Seattle Public Schools District Tax Rates

without any levy changes/state property tax changes, if 2017 policy stayed in place

Italicized indicates assumption made; approval needed



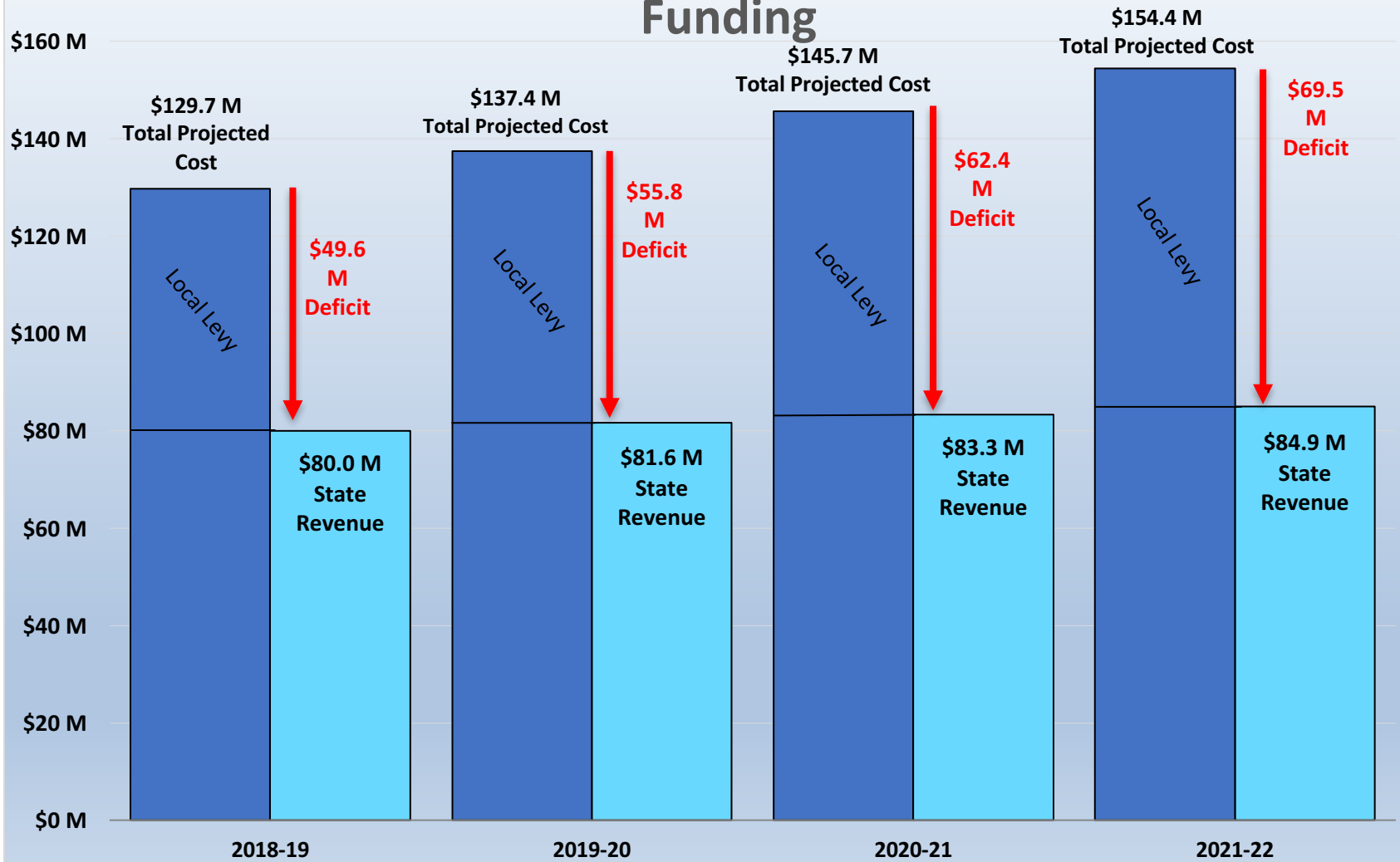
* Rates subject to School Board or City Council approval and voter approval; assumes current authorized rates continue



Is K-12 Fully Funded?

- NO. While good progress was made, schools are not yet fully funded.
- Much of the funding for the increase came from reducing local levies and increasing state property taxes.
- Seattle taxpayers will see higher taxes beginning in 2018, with no program increase except limited staffing enhancements.

Special Ed - Remaining Gap in State Basic Ed Funding



Basic Education is NOT Fully Funded

Here are some (not all) areas that are not fully funded

- Special education, \$2,500 gap per pupil statewide
- Gap in classified and certificated admin (i.e. principal) compensation
- Nurses - state allocates 9
- Family Support Workers - state allocates 6.5
- Counselors – state allocates 39 for grades K-6
- Social workers – state allocates 3.7
- Psychologists – state allocates 1.5
- Lower class sizes for grades 4 thru12 - state allocates 27:1 for grades 4-6
- Principals/Asst. Principals – state allocates for 163

Thank you

We appreciate the continued support of the City, the City Council and full community!