



KCRHA
King County Regional Homelessness Authority

KCRHA Update

Housing and Human Services Committee



Accomplishments

89%

Proportion of encampment residents that move indoors through State ROW initiative

#1

First community utilizing innovative approach to the Point-in-Time Count



Accomplishments

1,480

Emergency Housing Vouchers utilized – a top lease up rate in the nation

100%

2024 contracts completed on time for invoicing and payment



KCRHA's Mission and Purpose

Our Approach

We are using data, proven practices, and community feedback to design a homelessness response system that will help people thrive.

Theory of Change

If we create a homeless response system that centers people with lived experience, then we will be able to focus on responding to needs and eliminating inequities, in order to end homelessness for all.



KCRHA's Mission and Purpose

Our approach was developed through deep community engagement, resulting in recommendations that led to the formation of KCRHA and continue to guide our work.

- Institute a system-wide theory of change;
- Consolidate homelessness response systems under one regional authority;
- Become accountable to customers;
- Design intake process that are connected, customer-centric, and radically accessible;
- Create long-term institutional alignment across systems to serve people experiencing homelessness.









City of Seattle



King County

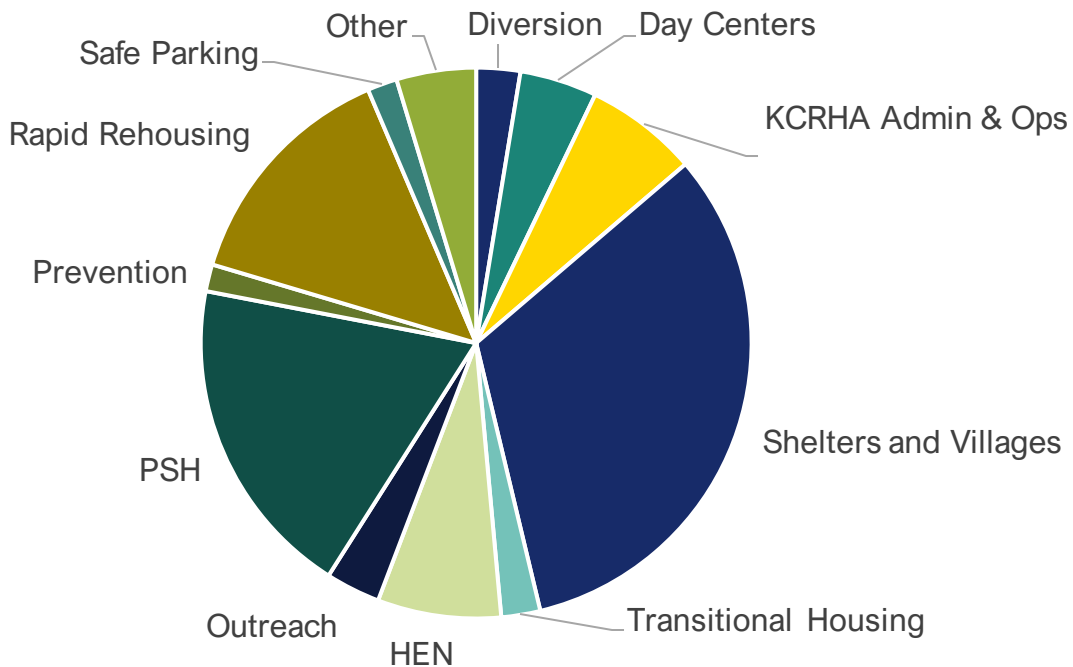


KCRHA
King County Regional Homelessness Authority

Prevention	 → 		 → 
Outreach	 → 		 → 
Encampment Response			
Emergency Housing & Shelter			
Diversion			
Crime & Safety			
Behavioral Health & Substance Use			
Public Health			
HUD CoC Funded Programs			
Coordinated Entry			
HMIS Data Management			
Rapid Re-Housing			
Housing Capital and Development			

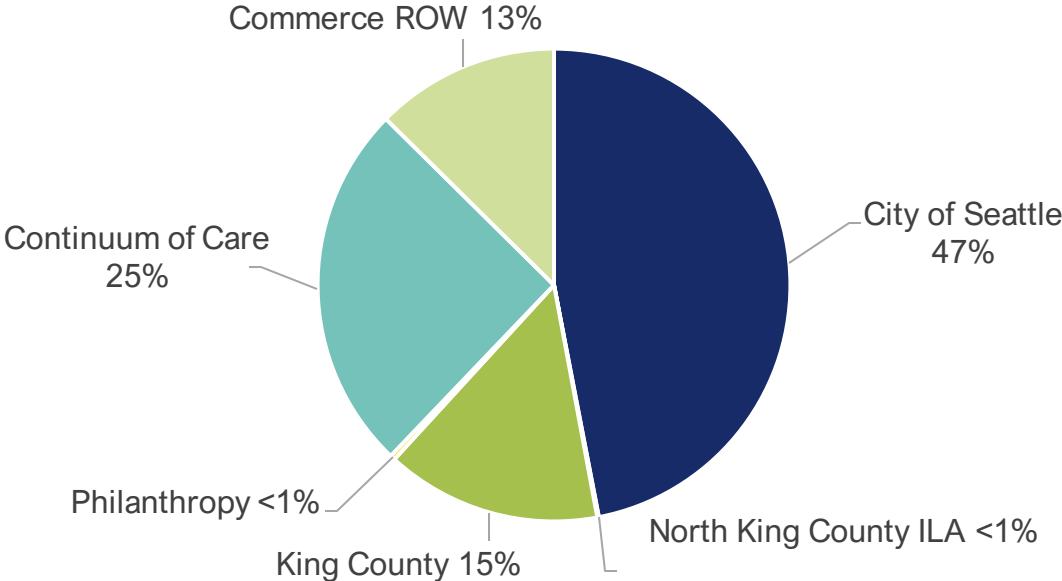
2024 Budget

Program Area	Funding
Shelters and Villages	\$ 78,449,860
Permanent Supportive Housing [PSH]	\$ 45,903,520
Rapid Rehousing	\$ 33,718,991
Housing & Essential Needs [HEN]	\$ 17,498,965
KCRHA Admin & Ops	\$ 15,984,516
Other (1)	\$ 11,269,396
Day Centers	\$ 10,943,677
Outreach	\$ 7,737,265
Diversion	\$ 6,235,164
Transitional Housing	\$ 5,527,831
Safe Parking	\$ 4,221,249
Prevention	\$ 3,813,560
Total	\$ 241,303,994

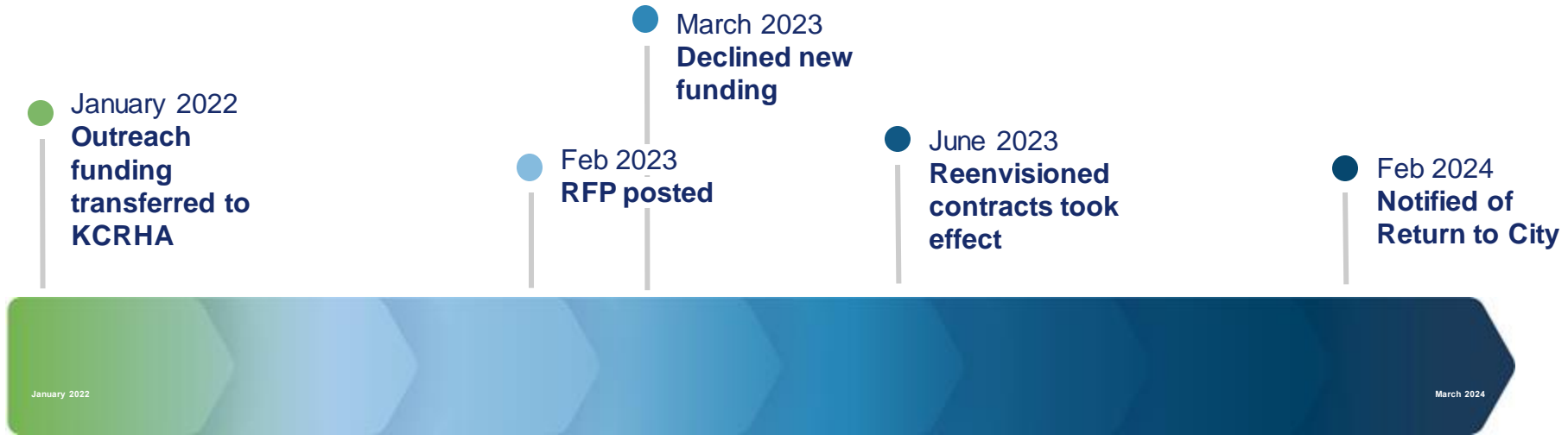


(1) Includes: Regional Access Points (RAPs), System Functions (e.g. HMIS), Youth Programs, inflation and Partnership for Zero

2024 Budget



Outreach



Right of Way Initiative

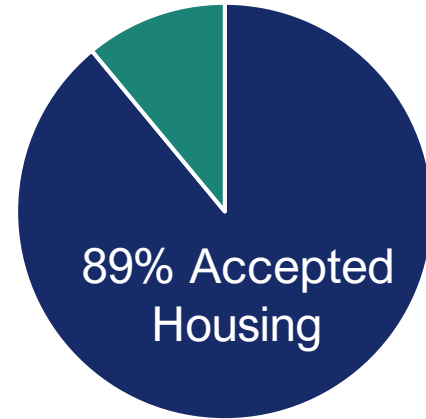
Our Approach:

- Housing – offer options that meet people’s needs
- Outreach has sufficient time for needed engagement
- Housing plan in place for everyone before moving to closure

Initial Award: \$49 million

Ongoing Award: \$16 million

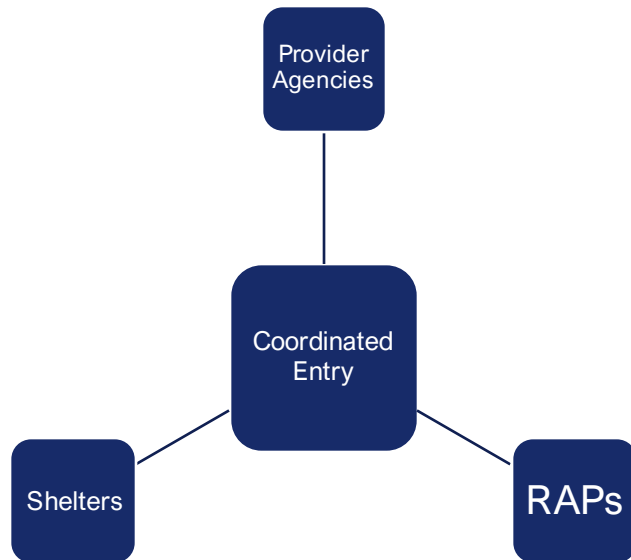
Program Outcomes as of February 2024
11 Encampments, 360+ People



Coordinated Entry

HUD mandated process for ensuring that the highest need, most vulnerable households experiencing homelessness are prioritized and placed in housing and that supportive services are used as efficiently and effectively as possible.

A Coordinated Entry System helps ensure that racial disparities and inequities in the experience of homelessness are eliminated.



Point-in-Time Count

- Required by HUD at least bi-annually
- Estimates homelessness on a single night
- Respondent Driven Sampling modeled against sheltered count for scaling
- Over 1,350 surveys at 17 hubs across King County
- Results will be submitted to HUD & shared publicly by end of April



Office of the Ombuds

The ILA established the Ombuds Office to improve and ensure our system provides access to equitable, client-centered, and quality services. The Ombuds Office:

- Educates, informs, and offers referrals to homeless resources in King County.
- Responds to inquiries and concerns about homeless services and works to resolve them informally.
- Investigates complaints
- Receives feedback from KCRHA constituents regarding homeless system services
- Reports community trends to KCRHA leadership, staff, and governance.



366% Increase

**536 Constituents
in 2023**

**115 Constituents
in 2022**

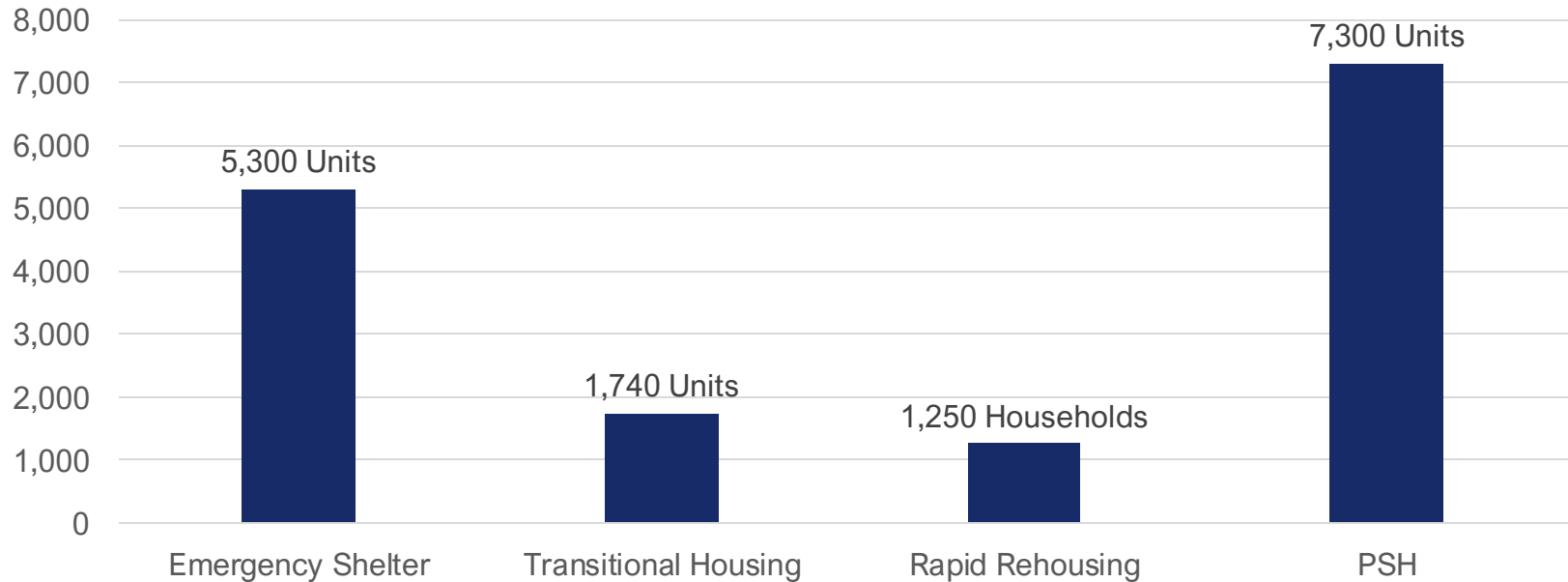
53,532

People experiencing Homelessness in King County annually.

Source: WA Department of Commerce



System Capacity





Thank you.

Stay up to date by following us on social media and subscribing to our emails.

Scan this QR code to sign up for KCRHA emails →

