

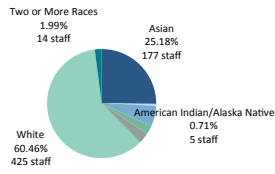
**City IT Staff Demographics Dashboard (Data Updated 2/14/2019 4:01:04 AM)**

**HOW TO USE THIS DASHBOARD:** Use the "Dept" filter to drill down the data at the department level. Once the desired departments are selected, use any of the below visualizations to further filter the data. To reset the view, click the "revert" button above or manually de-select each filter added to the visualization.

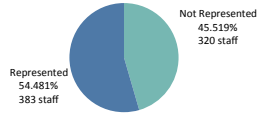
Employee Status  
Multiple values

Regular/Temporary  
All

**Staff Ethnicity Breakdown**



**Union Representation**



**Total Staff**

703

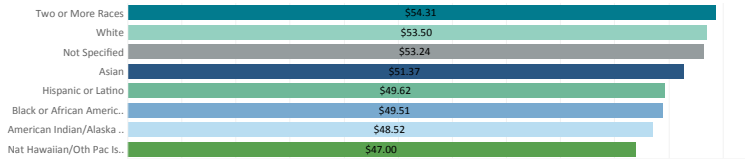
**Average Age**

49.97

**Avg Hourly Rate**

\$52.58

**Average Hourly Rate by Ethnicity**



**Staff Gender Breakdown**



**Average Hourly Rate by Gender**



**Job Title**

**Job Titles**

Info Technol Prof B-BU	258
Info Technol Prof A,Exe...	121
Info Technol Prof C-BU	64
Info Technol Sysys Anlyst	31
StratAdvsr2,Info Technol	26
Executive2	16
Info Technol Prof A *	15
Cooperative Intern *	11
StratAdvsr2 *	11
StratAdvsr2,Exempt	10
Info Technol Prof B-BU *	9

**Age Distribution & Average Hourly Rate**

