

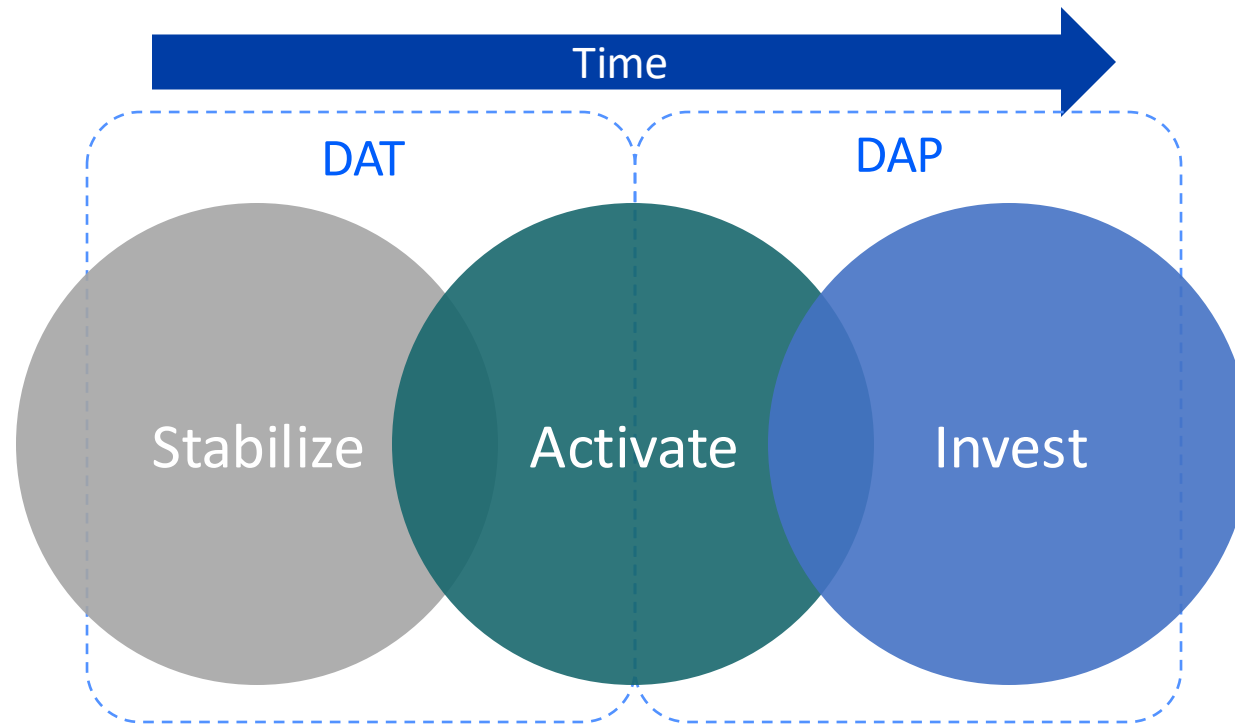
Auditor Recommendation Updates

August 13, 2025



One Seattle Restoration Framework

Implementing the North Star Vision: To restore and sustain a vibrant Seattle, we will address the challenge of clean, safe, and revitalized neighborhood and business districts with a compassionate, coordinated, and place-based approach.



Problem Statement

Neighborhoods in Seattle have persistent, interconnected problems related to **public safety**, **economic development**, and **neighborhood vibrancy**. Seattle has attempted to address these issues in several different ways.

Downtown Activation Plan (DAP)

Launched in 2023 to revitalize the downtown core by increasing foot traffic, supporting businesses and improving economic conditions.

Downtown Activation Team (DAT)

Launched in 2024 to address public safety concerns and revitalize neighborhoods through a place-based approach.

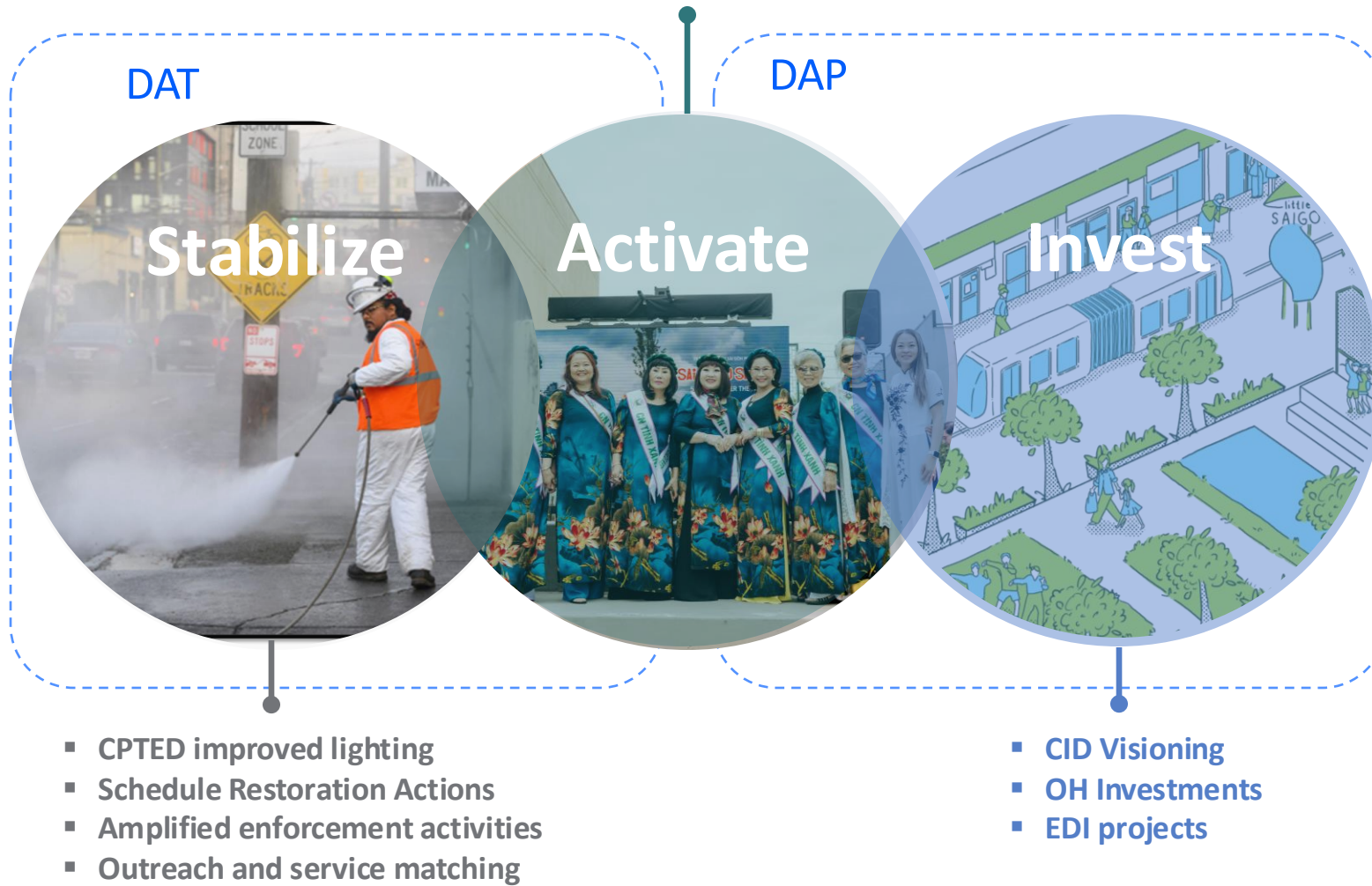
Little Saigon Strategy

A 6-month collaboration sprint with Bloomberg & Harvard University, City staff, and community partners to help 5 blocks, 10 businesses, & 30 lives in Little Saigon



Examples

- Business Technical Assistance
- OED grants and programs
- OED activation pop-ups
- Seattle Restored



Shared Data and Outcomes

KEY METRICS GOALS OUTCOMES	BLOCKS 5 PUBLIC SAFETY	LIVES 30 COMMUNITY WELL-BEING	BLOCKS 5 VIBRANT SPACES	BUSINESSES 10 ECONOMIC RECOVERY
	Reduced violent crime, high-impact crime, crisis, and street disorder:	Holistic, supportive, and coordinated services that address root causes	Healthy, vibrant, inclusive and activated public spaces	Strong and sustainable economic activity and business engagement
	Reduced Crime and Improved Perceptions of Safety	Coordinated response matching services to the demand (root causes)	Increase in Foot Traffic and Positive Activity	Reduced Vacancy and Turnover
	<ul style="list-style-type: none"> 911 calls/dispatches Crime rates 	<ul style="list-style-type: none"> Overdose reports Engagement and service referrals Individuals transitioning off the street 	<ul style="list-style-type: none"> Foot traffic counts Vacant lot or blighted property inventory Perception trends 	<ul style="list-style-type: none"> Business and store mix and diversity Occupancy rates Business survival rates

Stabilize → Activate → Invest



Understanding Gun Violence

Vision

- ♦ Recognize the harm
- ♦ Acknowledge the victims and their families
- ♦ Prioritize crime prevention and community engagement
- ♦ Partner with city and county departments
- ♦ Partner with non-profit and service providers to interrupt the use of guns and stop those influencing children to pick up a gun

Use of Evidence-based programs

- ♦ Partnering on Public Health Violence Interruption programs
- ♦ Problem-Oriented Policing
- ♦ Focused Deterrence
- ♦ Participation with US ATF investigations (straw purchases, ghost guns, networks)



Addressing Gun Violence

Addressing Gun Violence Patterns

- ♦ Upgrade internal and external Shots Fired Dashboards
 - ♦ Evaluating how to integrate data external to the city
 - ♦ E-Trace integration (ATF partnership for gun tracing)
- ♦ Twice a week gun crime review meetings.
 - ♦ Review events
 - ♦ One off or part of a pattern
 - ♦ Group, Domestic Violence, Alcohol/Drugs, or Youth
 - ♦ Investigation status
 - ♦ Includes city, county, and federal prosecutors
- ♦ Place based proactive patrol and outreach
 - ♦ CPTED in Little Saigon
- ♦ Support of US DOJ Violent Crime Reduction Roadmap
 - ♦ SPD working in partnership with other law enforcement agencies





Community Engagement

- ♦ Neighborhood based approach/collaboration with community
- ♦ Micro Community Policing Plans w/ researchers at Seattle University
- ♦ Working closely with Department of Neighborhoods
- ♦ Seeking to develop more partnerships – community and service providers
- ♦ Community Partnership Meetings (AKA Community SeaStat)
- ♦ Neighborhood Officer trial program (Magnuson)
- ♦ Crime Prevention Coordinators





2025 Gun Violence Snapshot

Gun Violence: Through July, compared to 2024:

- ♦ Total shots fired were down 18%
- ♦ Non-fatal shooting incidents were down 32%
- ♦ Fatal shooting incidents were down 50%
- ♦ Homicides are down 21%

Gun Seizures through July 2025:

- ♦ SPD took 1,345 firearms as “evidence” or “seized.”
- ♦ Trending towards a significant increase over 2023 (1,910) and 2024 (1,917).





Organized Retail Crime

- ♦ **Detective dedicated to ORC (new focus since Dec 2024)**
 - ♦ Concentrating on organized retail theft and prolific shoplifters and fencing operations.
 - ♦ Conducting 1-2 retail theft operations a month with the General Investigation Unit (11 in 2025)
 - ♦ 24 felony cases (178 incidents) cleared in 2025 worth \$159,456
 - ♦ Efforts coordinated with Precincts for repeat locations – e.g., 12/Jackson
- ♦ **Working to streamline the online reporting (with Mayor's Office).**
 - ♦ Businesses report online directly – do not have to call 911
 - ♦ Currently **29 participating businesses**; an additional 65 businesses have been provided credentials to participate
- ♦ **Updated the Retail Theft Program with new manual, guides, and process**
- ♦ **Collaborating with WA Attorney General, Washington Organized Retail Crime Association, Retail Industry Leaders Association; and county partners**

HSD Community Safety Investments

- School & Place-based Strategies
 - Prevention
 - Intervention
 - Restoration
- Commercial Sexual Exploitation
 - Dedicated staff
 - More resources including safe places to stay



Image credit: www.communitypassageways.org

HSD Public Health



- Ensure investments focus on the City priorities
- Public Health Seattle-King County (PHSKC) contract increased Substance Use Disorder (SUD) access and treatment by 244%
- Innovative SUD pilot programs for immediate detox and inpatient treatment
- New DESC ORCA Center

SFD Overdose Response: Overview



Seattle
Human Services

UW Medicine

HARBORVIEW
MEDICAL CENTER

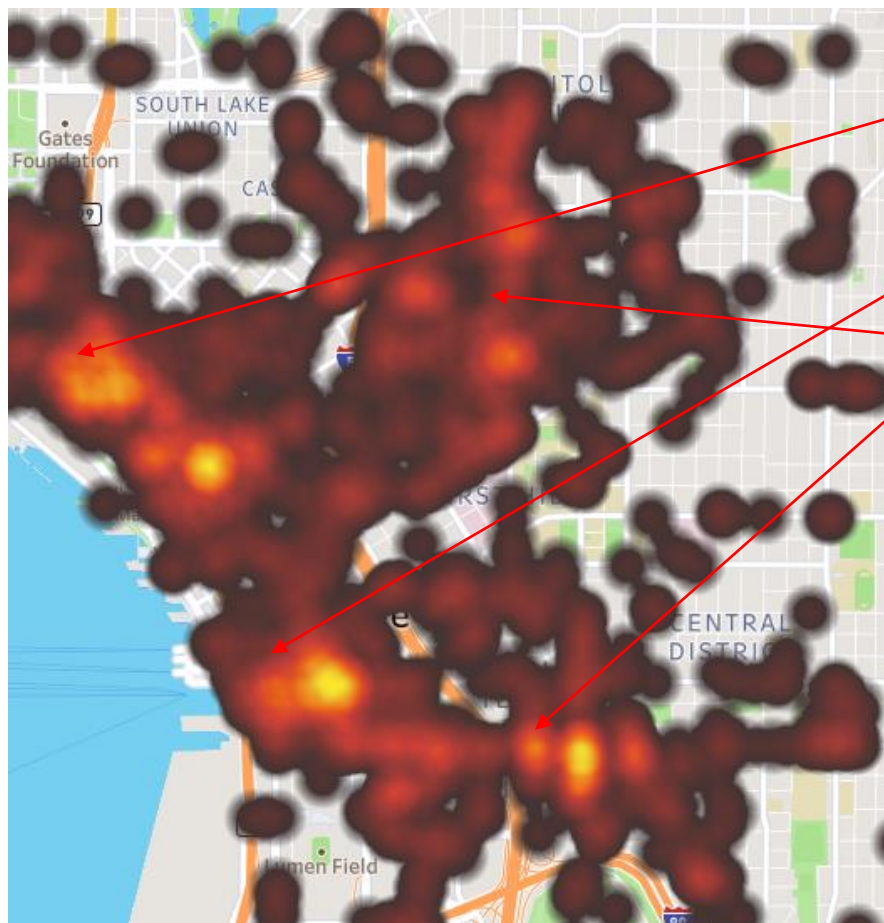
- Multidisciplinary co-response unit (HEALTH99)
- City-wide response, M-F 09:00-19:00
- Firefighter/EMTs, case managers, ARNP
- Response (immediate) AND follow-up (hours/days)

Goals: connection with Medications for Opioid Use Disorder (MOUD) or other needed referrals, hospital ED diversion





Notable OD Hotspots – Prior 365 Days



- **Belltown:** 3rd/Pike/Pine, 2nd / Blanchard, 3rd / Lenora
- **Pioneer Square:** 3rd / Yesler
- **C/ID:** 10th / Jackson, 12th / Jackson, 12th King, Rainier/Jackson
- **Cap Hill:** Broadway / Denny, Broadway/Pike, Bellevue/Olive
- **W. Seattle:** SW Alaska / 35th Ave SW
- **U. District:** Brooklyn / 47th St NE
- **Aurora:** Aurora / N 105th St , Aurora / N 143rd St
- **Lake City:** NE 125th St / 33rd Ave NE
- **Rainier Corridor:** Rainier Ave S/ S McClellan St





EMS Buprenorphine: A Bridge to Recovery

EMS Buprenorphine Pilot:

- **2/24** – Paramedic buprenorphine (1st in Washington State)
- **11/24** – EMT (H99) buprenorphine (1st in USA)
- **Nearly 100 admins since 11/24 – less than 25% ED transport rate**

Why us?

- Evidence-based strategies
- Nimble and patient-centered
- Fills existing gap in services

> [Ann Intern Med.](#) 2018 Aug 7;169(3):137-145. doi: 10.7326/M17-3107. Epub 2018 Jun 19.

Medication for Opioid Use Disorder After Nonfatal Opioid Overdose and Association With Mortality: A Cohort Study

Marc R Larochelle ¹, Dana Bernson ², Thomas Land ², Thomas J Stopka ³, Na Wang ⁴, Ziming Xuan ⁵, Sarah M Bagley ¹, Jane M Liebschutz ⁶, Alexander Y Walley ⁷

mortality was 2.1 deaths (CI, 1.9 to 2.4 deaths) per 100 person-years. Compared with no MOUD, MMT was associated with decreased all-cause mortality (adjusted hazard ratio [AHR], 0.47 [CI, 0.32 to 0.71]) and opioid-related mortality (AHR, 0.41 [CI, 0.24 to 0.70]). Buprenorphine was associated with decreased all-cause mortality (AHR, 0.63 [CI, 0.46 to 0.87]) and opioid-related mortality (AHR, 0.62 [CI, 0.41 to 0.92]). No associations between naltrexone and all-cause mortality (AHR, 1.44 [CI, 0.84 to 2.46]) or opioid-related mortality (AHR, 1.42 [CI, 0.73 to 2.79]) were identified.





Notable Partners and Initiatives

- DESC ORCA Center – 24/7 post-OD care, patient outreach division (**opening Sept.**)
- King County Street Medicine Program – street-based medical care, outreach
- Evergreen Treatment Services – Treatment in Motion, mobile methadone treatment
- Valley Cities Recovery Place Seattle – City contract for inpatient recovery services



VALLEY | CITIES
Behavioral Health Care



EVERGREEN TREATMENT SERVICES



Questions?

