

Seattle Transportation Plan



A Vision for the Future of Transportation in Seattle

Transportation Committee

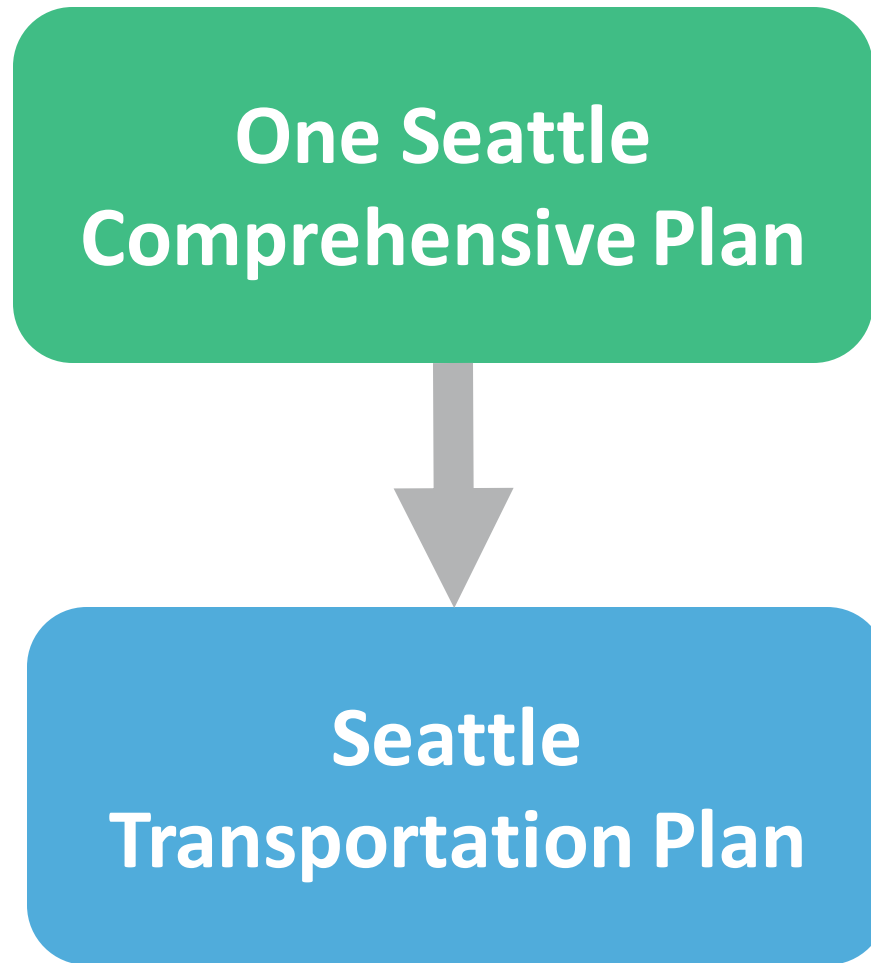
March 5, 2024

Agenda

- STP background
- Community outreach and engagement
- Plan overview
- Discussion and questions



One Seattle Comprehensive Plan and STP Relationship



Vision and Policies

- Land use and growth strategy
- Transportation chapter charting policy direction
- Economic Development and Container Port chapters

Policy Implementation and Strategy

- Goals, key moves, and performance measures to support Comp Plan direction
- Strategies and actions to implement Comp Plan policy direction
- Transportation investments to support growth strategy

Why Does Seattle Need This Plan Now?



Protect people



Invest in equity




Cultivate green transportation



Integrate land use and transportation strategies



Inform future transportation funding



Support economic vitality



Expand affordable access



Evolve and innovate with emerging trends



Reflect community priorities

What Is the Seattle Transportation Plan?

Our previous transportation plans and initiatives

Transportation needs and functions




Creating This Plan With Community

The STP launched in May 2022 and had three phases of engagement. This engagement helped us **co-create** the plan with community.



Engagement Snapshot

Seattle Transportation Plan Engagement



78K+

Total data points collected




60K+

Total visits to the STP online engagement hub



8K+

Comments on interactive maps




9K+

People engaged at outreach events



9K+

Responses to surveys



100+

Social media posts



131

Community events



115

Meetings and briefings



Engagement

- Community-based organizations:
 - Asian Pacific American Labor Alliance*
 - Central Area Collaborative
 - Duwamish Valley Sustainability Association*
 - Estelita's Library*
 - Khmer Community of Seattle King County*
 - Legacy of Equality Leadership and Organizing
 - Smash the Box
- Community Liaisons
- Focused outreach
 - Native and Indigenous Community
 - South Seattle Parents and Caretakers

* = also contracted to work with OPCD on the One Seattle Comprehensive Plan



Estelita's Library held events and created an impact report



Celebration event with Khmer elders and youth



Smash the Box tabling at community festivals



Focus group with the senior and disabled community



DVSA developed walk in South Park

What We Heard: Plan Components

- STP is headed in right direction
- Be bold, be actionable, be fast!
- Elevate safety, equity (including accessibility) and sustainability goals, in particular
- Elevate freight and economic vitality concerns
- Unpack implementation in further detail
- Finalize the performance metrics



Outreach with multi-lingual options



Community conversations at True Hope Village

What We Heard: Projects and Programs

Top Projects

- Rainier Valley RapidRide Coordination
- SW Alaska Street Link Light Rail Station multimodal and other station access
- Aurora Ave N Multimodal Improvements

Program Concepts

- Safety – such as Vision Zero, Safe Routes to School, improved lighting and public safety at transit stops and stations
- Maintenance and Modernization – support for leveraging maintenance dollars
- Equity – such as rider incentives and subsidies, neighborhood-focused programs
- Sustainability – such as urban tree canopy, electric charging infrastructure
- Mobility and Economic Vitality – such as Transit and freight reliability, Healthy Streets, curb and parking management
- Livability - people streets, public spaces



Enhanced pedestrian crossing location and protected bike facility along Linden Ave



Seattle Bike Bus event helps kids get to school on a neighborhood greenway.



SDOT's Pothole Rangers are well-equipped to maintain streets in every neighborhood.

How We've Responded

- Developed **implementation** chapter
- **New key moves** to address safety and equity
- Created **new implementing actions** and revised others to respond to major comment themes
- Revised goal to Mobility and **Economic Vitality**; expanded discussion throughout plan
- Expanded link to Comprehensive Plan's **growth strategy** and Economic Development and Port Container chapters
- Listed **STP potential projects** with priority level; identified **program activities**

STP Framework Components



Vision Statement

6 Goals

26 Key Moves

Implementation Strategy

8 Functional Elements

STP Vision

Seattle is an equitable, vibrant, and diverse city in which moving around is safe, sustainable, and just. All people and businesses can access their daily needs and feel connected to their community.

The STP Vision Statement is a result of a yearlong conversation with people throughout Seattle.

STP Goals



Safety

Prioritize safety for travelers in Seattle, with no serious injury or fatal crashes



Mobility & Economic Vitality

Provide reliable and affordable travel options that help people and goods get where they need to go



Equity

Co-create with community and implement restorative practices to address transportation-related inequities



Livability

Reimagine city streets as inviting places to linger and play



Sustainability

Respond to climate change through innovation and a lens of climate justice



Maintenance & Modernization

Improve city transportation infrastructure and ready it for the future

The Key Moves

- Strategies that help us achieve the STP Vision and Goals
- Known methods that work, and new ways to make change happen faster
- Rooted in what communities want to see in our transportation future

- Safety
- Equity
- Sustainability
- Mobility & Economic Vitality
- Livability
- Maintenance & Modernization



SAFETY

Lead with Safety

Goal: Prioritize safety for travelers in Seattle, with no serious injury or fatal crashes

- **S1:** Reduce vehicle speeding to increase safety
- **S2:** Concentrate safety investments where fatal and serious injury collisions occur most or are at a higher risk of occurring
- **S3:** Make all journeys safer, from departure to destination, especially for people traveling outside the protection of a vehicle
- **S4:** Provide safer routes to schools, parks, transit, community gathering spaces, and other common destinations
- **S5:** Support public safety through maintenance of critical access routes and planning for a climate resilient network





EQUITY

Transportation Justice is Central

Goal: Co-create with community and implement restorative practices to address transportation-related inequities

- **TJ1:** Center the voices of communities of color and underrepresented groups in planning and decision-making processes
- **TJ2:** Address inequities in the transportation system by prioritizing investments for impacted communities
- **TJ3:** Remove cost as a barrier so everyone can take the trips they need to make
- **TJ4:** Support shifts toward non-punitive transportation enforcement approaches that reduce harm and enhance public





SUSTAINABILITY

Climate Action

Goal: Respond to climate change through innovation and a lens of climate justice

- **CA1:** Improve neighborhood air quality and health outcomes by promoting clean, sustainable travel options
- **CA2:** Green city streets with landscaping and street trees to better handle changing climate
- **CA3:** Foster neighborhood vitality and improved community health
- **CA4:** Support the transition from fossil fuel to electric vehicles for personal, commercial, and delivery trips
- **CA5:** Advance mobility management strategies to encourage walking, biking, and transit trips



**MOBILITY &
ECONOMIC VITALITY**

Connect People and Goods

Goal: Provide reliable and affordable travel options that help people and goods get where they need to go

- **PG1:** Create seamless travel connections
- **PG2:** Make walking, biking, and rolling more convenient and enjoyable travel choices, especially for short trips
- **PG3:** Create world-class access to transit and support making service more frequent and reliable
- **PG4:** Support access to jobs, freight movement, and growth in deliveries
- **PG5:** Manage curbspace to reflect city goals and priorities



LIVABILITY

Streets for People, Places We Love

Goal: Reimagine city streets as inviting places to linger and play

- **PP1:** Reallocate street space to prioritize people, creating enjoyable places that also facilitate goods delivery and mobility
- **PP2:** Create welcoming community and mobility hubs
- **PP3:** Co-create and enhance public spaces for playing and gathering to improve community health
- **PP4:** Activate and maintain public spaces to create a welcoming and age-friendly public realm



MAINTENANCE & MODERNIZATION

Streets that Work, Today and in the Future

Goal: Improve city transportation infrastructure and ready it for the future

- **MM1:** Maintain our streets, sidewalks, and bridges and incorporate planned safety and network improvements with maintenance work
- **MM2:** Reduce neighborhood disparities in the quality of streets, sidewalks, public spaces, and bridges
- **MM3:** Ready city streets for new travel options and emerging trends and technologies

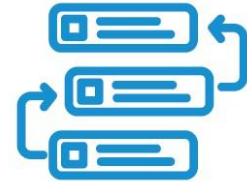


STP Implementation Strategy



Program and Project Identification

Programs and projects to improve the transportation system



Prioritization Framework

Method to identify project and program investments that best advance the STP vision, goals, and key moves



Potential Funding Opportunities

Assessment of a variety of funding opportunities



Performance Measures

Targets that track progress

STP Projects and Programs

Projects

- Updated capital project list
- All are large capital, > \$10M

Programs

- Both capital and service programs
- New and existing program actions

Part 2: Eight Elements



TRANSIT ELEMENT



**FREIGHT AND URBAN GOODS
MOVEMENT ELEMENT**



**BICYCLE AND E-MOBILITY
ELEMENT**



PEDESTRIAN ELEMENT



**PEOPLE STREETS AND
PUBLIC SPACES ELEMENT**



VEHICLE ELEMENT



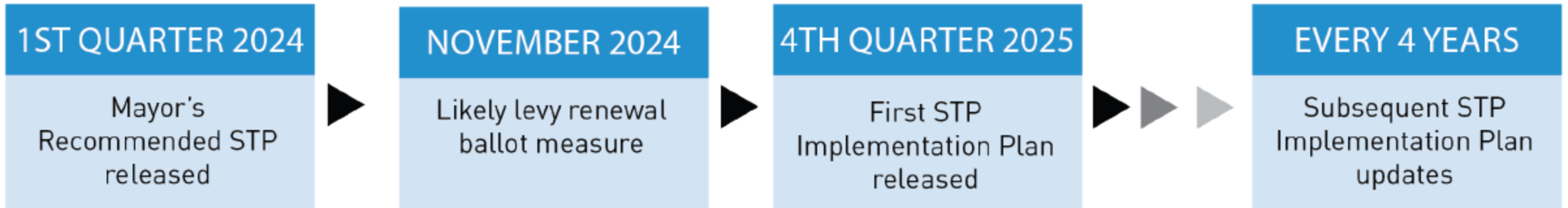
**CURBSIDE MANAGEMENT
ELEMENT**



**NEW AND EMERGING
MOBILITY ELEMENT**



Next Steps

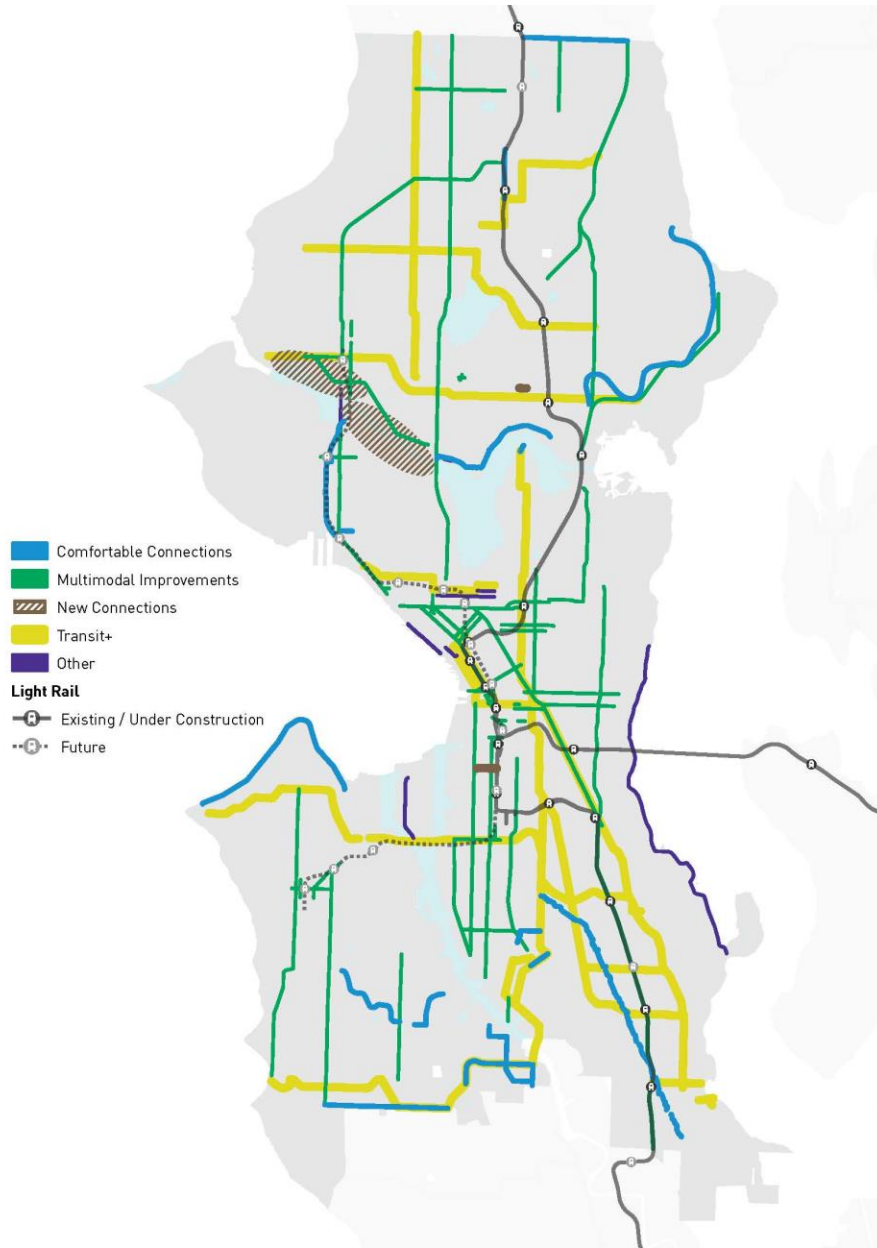


Discussion

- Questions or comments

 seattle.gov/transportation/seattletransportationplan

STP Large Capital Project List



- 81 projects
- Aspirational Large Capital Project List
- Greater than \$10M
- Includes new bridges, but not bridge maintenance and r
- Inputs:
 - Priority investment networks
 - Pavement needs
 - Safety priorities
 - Link Expansion
 - Metro bus route improvements
 - Community input
 - Prior plans and studies

Performance Measures

Performance Measure	Target
Number of traffic-related deaths	Zero traffic-related fatalities by 2030
Number of traffic-related serious injuries	Zero traffic-related serious injuries by 2030
Greenhouse gas emissions from vehicle trips	Net-zero by 2050
Vehicle miles traveled (VMT)	37% reduction in VMT by 2044
Percent of people walking, biking, or riding transit	63% of all trips by walk, bike, transit by 2044
Percent of households within a 10-minute walk via sidewalks or 5-minute ride via AAA bikeways of frequent transit	68% of households by 2044
Percentage of household income dedicated to transportation	Below 15% through 2044
Key infrastructure in state of good repair—good to fair condition	Asset-based targets for streets, sidewalks, bridges, etc.