



Public Safety Committee: Seattle Police Department Overview

February 13, 2024



2023 YEAR-END OVERVIEW

Overall Crime

Crime decreased by nine percent in 2023 compared to 2022



Property Crime

Total property crime decreased by ten percent in 2023



Violent Crime

Total violent crime decreased by six percent in 2023



Violent Crime

Homicides increased by 23 percent in 2023



Gun Violence

Shooting events (fatal and non-fatal) increased by three percent in 2023



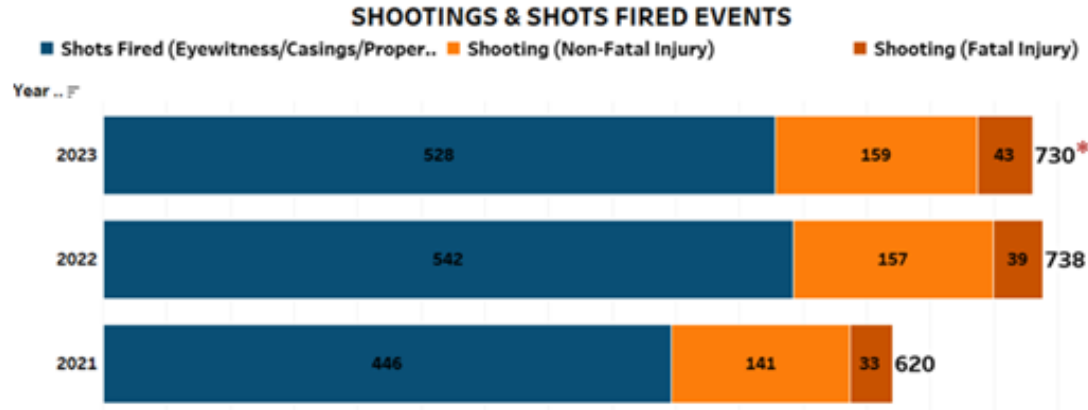
Staffing

Total count of sworn officers decreased in 2023, however, there were more hires and fewer separations compared to 2022





GUN VIOLENCE OVERVIEW



*1 report pending coding

- **Shots Fired** events include non-injury firearm-related incidents.
- **Shooting** events include firearm-related incidents that resulted in injury or death at the time of the incident.

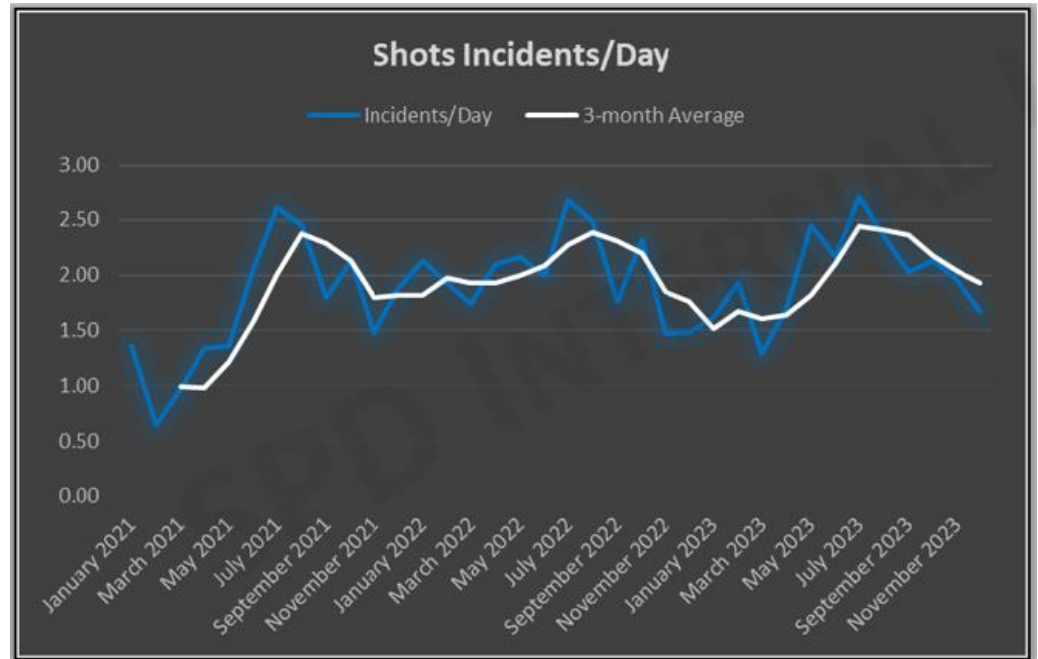
- In 2023, total Shooting and Shots Fired events decreased slightly from 2022.
- However, 2023 Shooting events (non-fatal and fatal) represented a 3% (6) increase compared to 2022.



GUN VIOLENCE – SHOTS FIRED

While 2023 ended with slightly fewer Shots Fired incidents than 2022 overall, **half the months had more Shots incidents/ day**, on average, compared to the previous year.

	2020	2021	2022	2023
January	1.06	1.32	2.13	1.61
February	0.76	0.64	1.93	1.93
March	0.71	0.97	1.74	1.29
April	0.97	1.33	2.10	1.70
May	0.77	1.32	2.16	2.45
June	1.13	1.93	2.00	2.17
July	1.90	2.58	2.68	2.71
August	1.84	2.42	2.48	2.35
September	1.57	1.73	1.77	2.03
October	1.29	2.10	2.32	2.13
November	0.97	1.47	1.47	1.97
December	0.97	1.87	1.45	1.65
AVERAGE	1.16	1.64	2.02	2.00





GUN VIOLENCE PREVENTION

Gun Violence

There was a **1%** decrease in gun violence incidents (Shooting events + Shots Fired events) in **2023**.



In 2023, there were **730 verified shooting and shots fired events** citywide. This represents a 1% (8) decrease from 2022, which is the all-time high on record. 2023 represents a 18% (110) increase compared to 2021.

Firearms Taken into Custody

SPD received its highest number of firearms on record in **2023**.

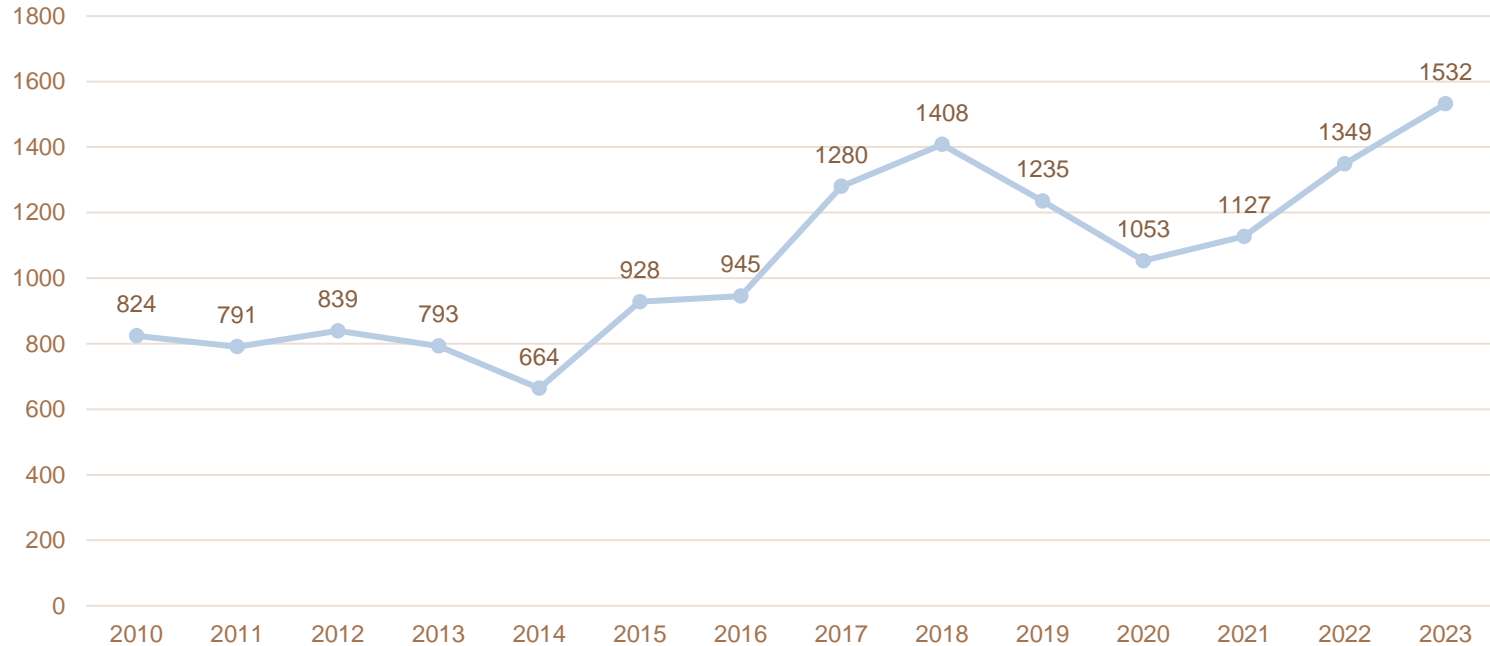


A total of **1,532** firearms were taken into custody by SPD in 2023. 62 (4%) were self-made, un-serialized firearms. *Firearms taken into custody are not all related to criminal activity and may also include surrenders, forfeitures, and found property.*



GUN VIOLENCE PREVENTION

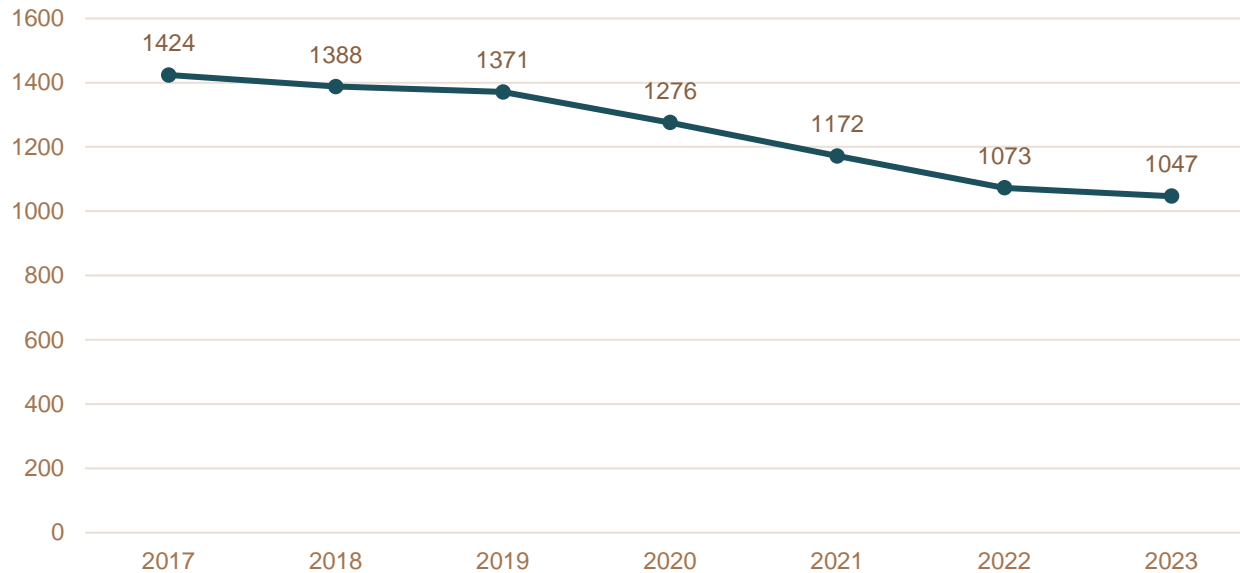
Firearms Taken into SPD Custody (2010-2023)





STAFFING

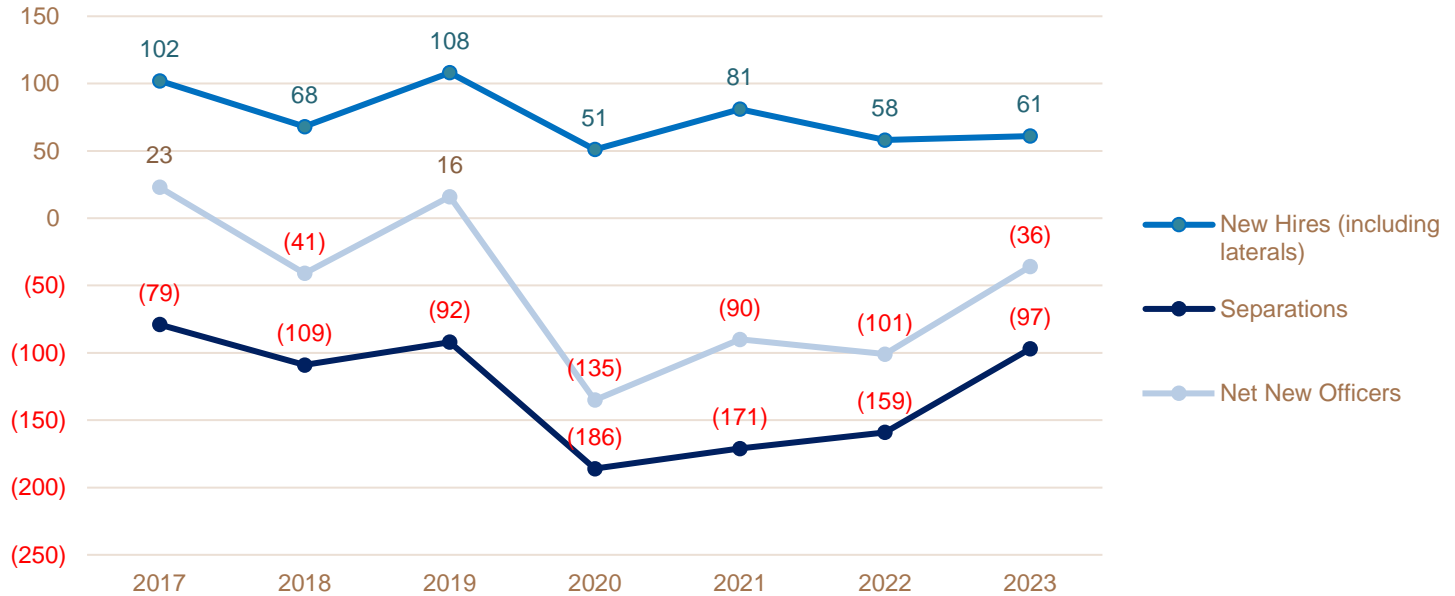
Count of All Sworn Officers (2017 - 2023)





STAFFING

Sworn Hires and Separations (2017 - 2023)





CONSENT DECREE STATUS

- On September 7th, 2023, the Honorable James L. Robart ruled on the joint motion filed by the City and the Department of Justice, to terminate those paragraphs of the Consent Decree that contain SPD’s core commitments.
- The court order requires continued work by SPD related to use of force in the crowd management context and data analytics, and some obligations for the City on accountability.
- We are working hard with the Monitoring Team and the Department of Justice to close out our obligations in 2024.

5 As the court stated in its remarks during its May 30, 2023 hearing on the Parties’
6 joint motion, the court is immensely proud of the efforts SPD has undertaken since this
7 matter began in 2012. In particular, SPD has made tremendous improvements in its
8 policies, methods of operation, and leadership with respect to the areas of use of force,
9 stops and detentions, and crisis intervention. SPD’s efforts with respect to data collection
10 and analysis, too, are like night-and-day when compared to the status of data collection
11 and analysis before the implementation of the changes required under the Consent
12 Decree. The court is also extremely proud of the constructive approaches to policing that
13 have resulted from the efforts of the accountability triad of the Office of Police
14 Accountability (“OPA”), the Office of the Inspector General (“OIG”), and the
15 Community Police Commission (“CPC”).
16 Therefore, the court finds and concludes, consistent with the Monitoring Team’s
17 recommendations in its May 2022 Comprehensive Assessment of the Seattle Police
18 Department (“2022 Comprehensive Assessment”), that the City has demonstrated
19 sustained full and effective compliance with the sections of the Consent Decree regarding
20 creation of the CPC (Consent Decree ¶¶ 3-12); crisis intervention (*id.* ¶¶ 130-37); stops
21 and detentions (*id.* ¶¶ 138-44); bias-free policing (*id.* ¶¶ 145-52); supervision
22 (*id.* ¶¶ 153-63); and the OPA (*id.* ¶¶ 164-68). (*See* 2022 Comprehensive Assessment



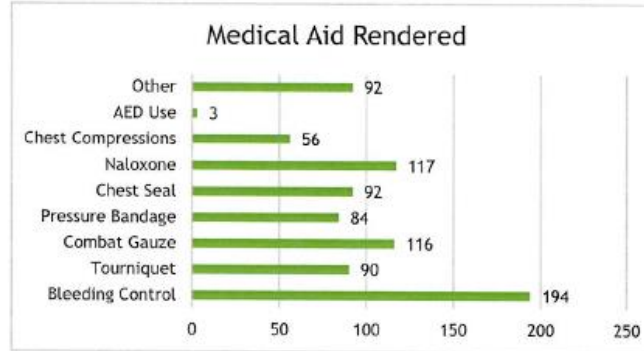
MEDICAL AID PROVIDED

Patients Treated by SPD Officers: 432

Types of Medical Aid Rendered

194 (45%) of cases included bleeding control of penetrating trauma. 90 (21%) were treated with tourniquets, 116 (27%) with combat gauze, 84 (19%) with pressure bandages, and 92 (21%) with chest seals.

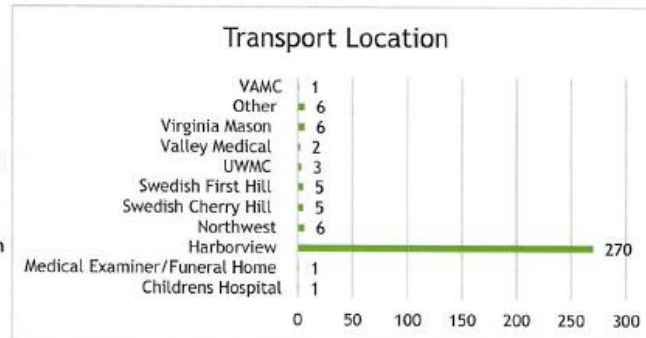
Naloxone was distributed in 117 (27%) of cases; chest compressions 56 (13%) and 3 (0.6%) AED uses. There were 92 (21%) of other aid rendered.



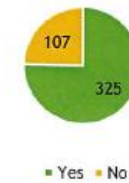
Transportation

325 (75%) of cases transported patients to facilities throughout the area. 145 (33%) were transported by AMR (not Seattle Fire Department).

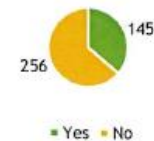
270 (62%) of patients were taken to Harborview.



Transported



By AMR





QUESTIONS?