

A photograph of a white snowplow clearing a snowy street. The plow is moving from left to right, pushing a large pile of snow. In the background, there is a building with large windows and a sign that says "Greenway". The scene is set in winter, with snow on the ground and falling from the sky. The entire image has a blue tint.

SDOT Winter Weather Response Plan

Seattle City Council Transportation Committee
December 17th, 2024

SDOT's Mission Essential Functions

- Maintain key arterial and waterway operations
- Mitigate hazards in the right of way (ROW)
- Issue permits authorizing use of the ROW
- Disseminate critical transportation information



Delivering on our Mission

- Achieve specified service levels following a storm
- Distribute timely information to the public
- Prioritize clearing key arterial streets to provide access for first responders, transit, freight, and general travel
- Support Seattle Public Schools
- Remove snow from curb ramps and bridge overpasses to support equitable access and mobility
- Clear bike facilities during longer events

Sidewalks and driveways are property owners' responsibility



Monitoring & Responding to All Weather Conditions

- **Snow and Ice Storms:** NWS winter weather advisory of freezing rain or snow in the Seattle urban area
- **Landslides:** NWS heavy rain advisory (2-3 inches in 24-hour period) and/or during conditions exceeding the USGS landslide threshold index
- **Winds:** NWS high wind advisory of sustained 25-39 mph winds or gusts to 57 mph

Snow & Ice Routes

- Gold snow routes
 - Bare pavement all lanes within 12 hours of a lull in storm
- Emerald snow routes
 - Bare pavement one lane each direction within 12 hours of a lull in storm
- Plow only arterial streets
- Plow snow to the curb except at transit stops
- Inspect, engage, educate, and enforce sidewalk regulations

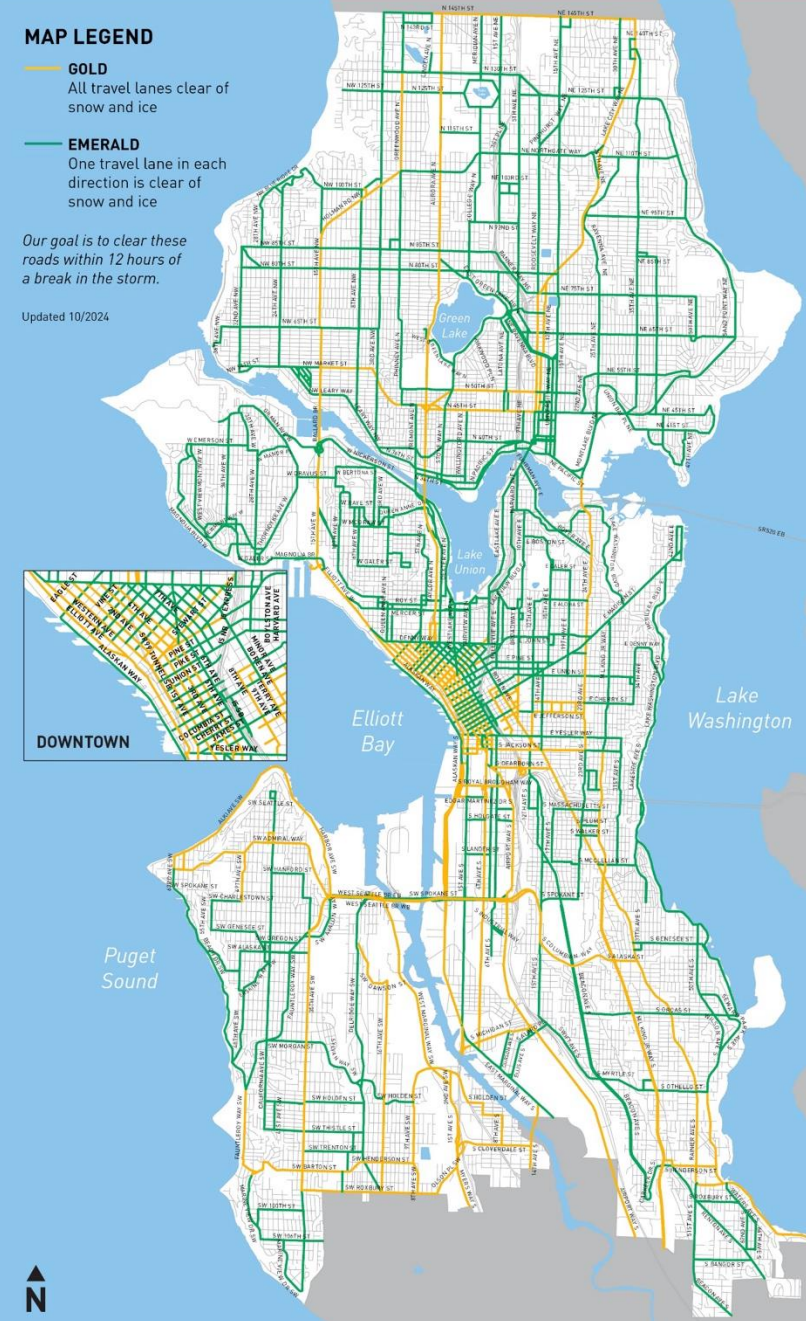
SEATTLE SNOW PLOW ROUTES

MAP LEGEND

- GOLD**
All travel lanes clear of snow and ice
- EMERALD**
One travel lane in each direction is clear of snow and ice


Our goal is to clear these roads within 12 hours of a break in the storm.

Updated 10/2024



Access and Equity

- Mobility Branch
 - Overpasses/bridges
 - Staircases
 - Curb ramps
 - Protected bike lanes
 - Key pedestrian routes
- Smaller pieces of equipment for certain locations
- Sidewalk enforcement



Plowing/Treating Resources

Equipment & materials

- Variety of heavy and small trucks with plows and spreaders
- Road grader
- Front-end loaders
- Backhoes
- Street sweepers
- Liquid magnesium chloride
- Granular salt
- On-call contractors (equipment and staffing)

Staffing

- SDOT Maintenance Operations
 - Truck Drivers
 - Equipment Operators
 - Maintenance Laborers
- Seattle Public Utilities / Seattle Parks and Recreation driver loan
- Metro Maintenance Operations



Crews in the Field

- SDOT Response Operations Center is at Charles Street
- Maintenance Operations based at 4 facilities: Haller Lake, Charles Street, Sunny Jim, and West Seattle
- Pivot to two 12-hour shifts 24 hours a day during full weather response activations



Materials for Snow & Ice Response

- Granular salt and liquid magnesium chloride brine
- Storage locations:
 - Central:** Charles St
 - SODO:** 8th S and S Forest
 - NW:** Haller Lake
 - SW:** 9200 8th SW
 - 2nd SW & SW Highland Park

Wy



Year-Round Preparation

- Inventory and inspect materials, equipment, facilities before the winter season
- Review/update snowplow routes with King County Metro
- Plow operator training including “Dry Runs”
- Equipment orientation
- Vendor contract renewal for additional capacity
- Annual Interagency Winter Weather Conference
- Refresh public messaging and orient staff



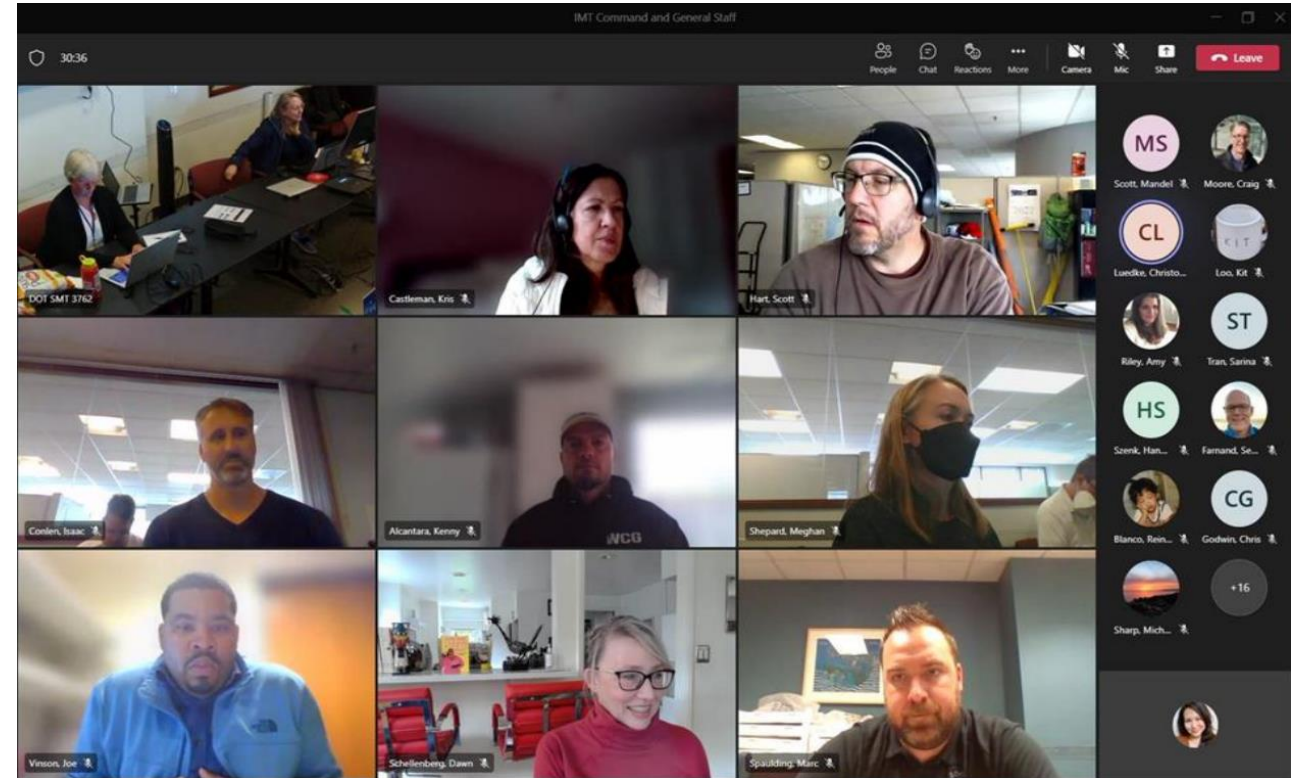
IMT Activation Based on Forecast

- **3-5 days prior to forecasted event**
 - Monitor weather
 - Prepare for different scenarios
 - Communicate with vendors, partners
- **1-2 days prior to forecasted event**
 - Begin Incident Management Team (IMT) / Incident Command System (ICS) meetings
 - Ensure staff readiness
 - Vehicle and equipment checks



Activation

- **Incident Management Team**
 - Daily Coordination Calls with Seattle Office of Emergency Management (OEM)
 - Command & General Staff
 - Tactics Calls
- **Response Operations Team**
 - Command & General Staff
 - Tactic Calls
 - Seattle Public Schools Coordination



Coordinating City efforts and resources

- SDOT Customer Care Center:
206-684-ROAD (7623)
- Find It, Fix It app ❄️ Snow & Ice
category
- Charles Street Maintenance Operations
Center 206-386-1218 (24/7)
- Transportation Operations Center
staffed daily 24/7 in Seattle Municipal
Tower



Transportation Operations Center (TOC)

- Collect information using traffic cameras, sensors, SDOT and Seattle 911 dispatch, social media, and boots on the ground
- Assist with establishing detours and coordinating an interagency response
- Provide information to the public using X (Twitter), the Traveler Information Map, and Dynamic Message Signs



Public Information

- Encourage **preparation** on website, blog, and social media streams.
- Work with community groups to distribute handout in many languages.
- Translate public service announcements and distribute to multicultural news outlets.
- Coordinate public messaging with regional partner agencies
- Promote video created with Rooted in Rights on importance of clearing sidewalks.

為冬季天氣做好準備



幫助您的鄰居。



注意保暖。為寒冷天氣做好準備。



準備好除雪工具用品。



準備好您的急救和應急用品。



熟悉街道清除積雪路線。



注意天氣預報。

TRADITIONAL CHINESE



訪問
seattle.gov/winterweather
了解更多信息




Prepare for Winter Weather

How to prepare for storms, help neighbors, and keep sidewalks clear



Getting Around

Travel tips for getting around in winter weather



Snow Plow Routes

See our planned routes and real-time map



SDOT is Prepared

Learn how we prepare and plan for winter weather

Communications & Engagement

Public engagement goals:

- People clean leaves from gutters and maintain trees
- People know which streets are plowed, when, and why, and to drive as little as possible
- People shovel sidewalks in front of their properties
- People are prepared with supplies and resources

Tactics:


- Proactive / earned media
- Paid media ads
- Highlight preparation activities
- Social media and blogs
- Videos
- Information distribution with local organizations

SAFETY TIPS & RESOURCES FOR WINTER WEATHER

Find out how to prepare and stay safe during snow and icy conditions.



Learn more at
seattle.gov/winterweather



SEE MAP OF ROADS WE'VE CLEARED

Find out how to prepare and stay safe during snow and icy conditions.



Learn more at
seattle.gov/winterweather



Sidewalk Emphasis Campaign

Ongoing Focus: Emphasize the public's responsibility to clear sidewalks in front of their homes and businesses

Key Messages:

- We all have a responsibility to help keep our sidewalks clear
- It's not just the law, it's the right thing to do so everyone can travel safely during a snowstorm
- SDOT can't be everywhere all at once. With over 2,400 miles of sidewalks, we depend on the public to do their part
- Talk to your neighbors and work together to create a neighborhood sidewalk-clearing plan



Questions?

Stay in touch:

www.seattle.gov/transportation/winterweather

684-ROAD@seattle.gov | (206) 684-ROAD [7623]

