



SEATTLE CITY COUNCIL

Sustainability, City Light, Arts and Culture

Agenda

Friday, February 16, 2024

9:30 AM

Council Chamber, City Hall

600 4th Avenue

Seattle, WA 98104

Tanya Woo, Chair

Cathy Moore, Vice-Chair

Tammy J. Morales, Member

Rob Saka, Member

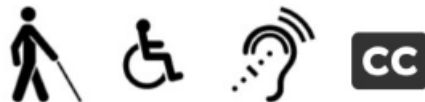
Dan Strauss, Member

Chair Info: 206-684-8808

[Watch Council Meetings Live](#) [View Past Council Meetings](#)

Council Chamber Listen Line: 206-684-8566

For accessibility information and for accommodation requests, please call 206-684-8888 (TTY Relay 7-1-1), email CouncilAgenda@Seattle.gov, or visit <https://seattle.gov/cityclerk/accommodations>.



SEATTLE CITY COUNCIL
Sustainability, City Light, Arts and Culture
Agenda
February 16, 2024 - 9:30 AM

Meeting Location:

Council Chamber, City Hall , 600 4th Avenue , Seattle, WA 98104

Committee Website:

<https://www.seattle.gov/council/committees/sustainability-city-light-arts-and-culture>

This meeting also constitutes a meeting of the City Council, provided that the meeting shall be conducted as a committee meeting under the Council Rules and Procedures, and Council action shall be limited to committee business.

Members of the public may register for remote or in-person Public Comment to address the Council. Details on how to provide Public Comment are listed below:

Remote Public Comment - Register online to speak during the Public Comment period at the meeting at

<https://www.seattle.gov/council/committees/public-comment>.

Online registration to speak will begin one hour before the meeting start time, and registration will end at the conclusion of the Public Comment period during the meeting. Speakers must be registered in order to be recognized by the Chair.

In-Person Public Comment - Register to speak on the Public Comment sign-up sheet located inside Council Chambers at least 15 minutes prior to the meeting start time. Registration will end at the conclusion of the Public Comment period during the meeting. Speakers must be registered in order to be recognized by the Chair.

Pursuant to Council Rule VI.C.10, members of the public providing public comment in Chambers will be broadcast via Seattle Channel.

Submit written comments to Councilmembers at Council@seattle.gov.

Please Note: Times listed are estimated

A. Call To Order

B. Approval of the Agenda

C. Public Comment

D. Items of Business

1. Office of Sustainability and Environment (OSE) Overview

Supporting Documents: [Presentation](#)

Briefing and Discussion (30 minutes)

Presenter: Jessyn Farrell, Director, OSE

2. Seattle City Light Overview

Supporting Documents: [Presentation](#)

Briefing and Discussion (30 minutes)

Presenters: Mike Haynes, Interim General Manager, Kirsty Grainger, and Maura Brueger, Seattle City Light

3. Office of Arts and Culture Overview

Supporting Documents: [Presentation](#)

Briefing and Discussion (30 minutes)

Presenters: Gulgun Kayim, Director, and Allie McGehee, Office of Arts and Culture

E. Adjournment



Legislation Text

File #: Inf 2397, **Version:** 1

Office of Sustainability and Environment (OSE) Overview

Council Introduction Office of Sustainability & Environment

02/16/2024

Office of Sustainability
& Environment



Seattle
Office of Sustainability
& Environment





EXPRESS
LANES
DO NOT
ENTER

EXIT 165
Seward St
EXIT ONLY

Madison St
Convention
Center
EXIT ONLY

James St
EXIT ONLY

Office of Sustainability & Environment

Mission: Ensure a clean and healthy environment for every resident of Seattle. We **prioritize those currently and historically harmed** by racial, economic and environmental injustice and serve as cross-departmental and community **collaborators, innovators, and drivers of cutting-edge city policy.**



One Seattle Climate Justice Agenda

We know what works to address the climate crisis.

Equity is embedded across all our actions and investments

The investments we make *now* will determine what future generations inherit.



OSE's core services:

Climate & Environmental Justice



- Environmental Justice Fund
- Climate Workforce
- **Resilience Hubs**
- Duwamish Valley Program
- Green New Deal Oversight Board

GHG Emissions Reductions



- Transportation Electrification
- Low Pollution Neighborhoods
- BEPS
- **Clean Heat Program**
- Municipal Energy Emissions Program

Food Policy & Programs



- Healthy School Food
- Sustainable Procurement
- **Fresh Bucks**
- Food Action Plan
- Sweetened Beverage Tax CAB

Seattle's Trees & Forests



- Canopy Equity Plan
- **Tree Canopy Cover Assessment**
- \$12M USFS Grant
- Urban Forestry Commission
- Trees for Seattle

OSE Supports Three Boards & Commissions



Green New Deal Oversight Board



Urban Forestry Commission

 <p>Jaimee Marsh #1: Food Access FEEST</p>	 <p>Barbara Baquero #2: Food Access UW School of Public Health</p>	 <p>Rebecca Finkel #3: Food Access Puget Sound Education Service District</p>	 <p>Bilan Aden #4: Community African Community Housing & Development</p>	 <p>Tanika Thompson-Bird #5: Community Got Green</p>	
 <p>Christina Wong #6: Public Health Northwest Harvest</p>	 <p>Kristin Sukys #7: Public Health Food is Medicine Consultant</p>	 <p>Jen Moss #8: Public Health WSU SNAP-Ed</p>	 <p>Barbara Rockey #9: Public Health Treehouse</p>	 <p>Munira Mohamed #10: Early Learning Treehouse</p>	 <p>Dan Torres #11: Early Learning Bezos Family Foundation</p>

Sweetened Beverage Tax Community Advisory Board

Small Office, Big Impact

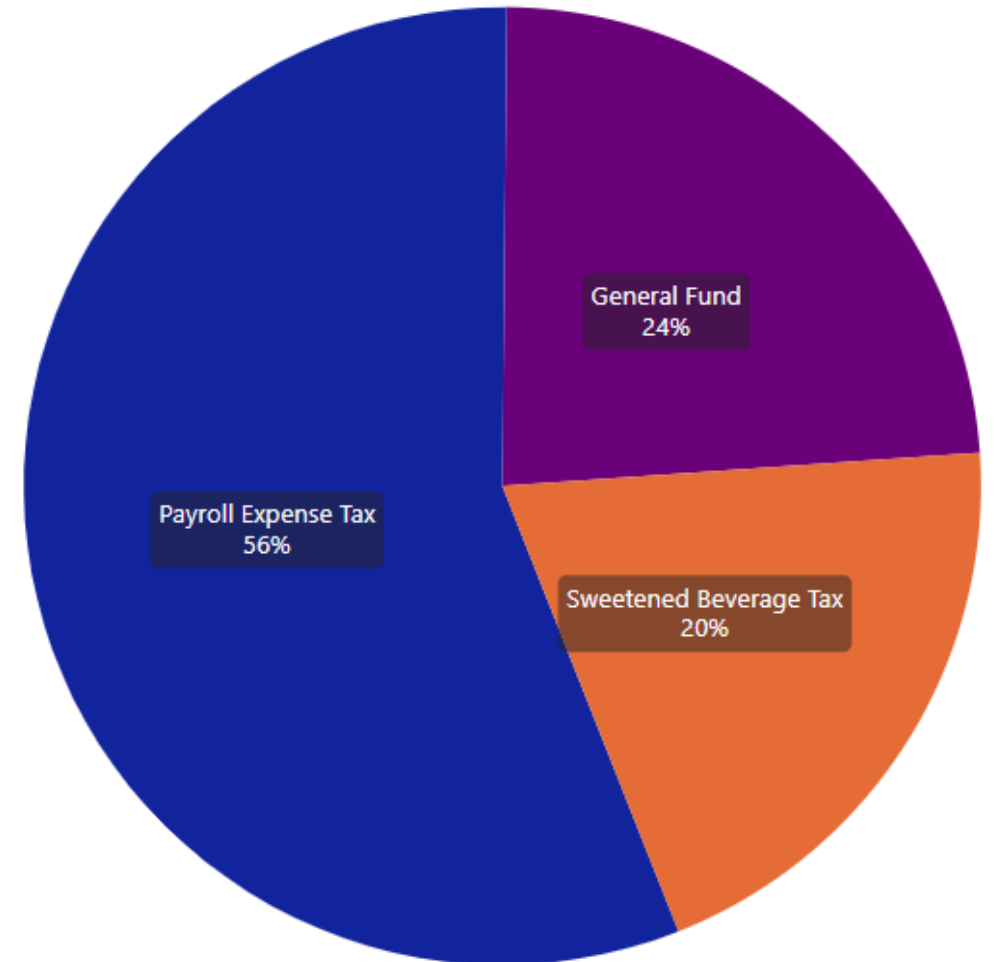


OSE by the Numbers

2024 Budget: \$30,585,489

Staffing: 50.5 FTEs

Administrative Rate: ~10%



Leveraging External Funding Opportunities

\$16.46M

Total \$ Awarded

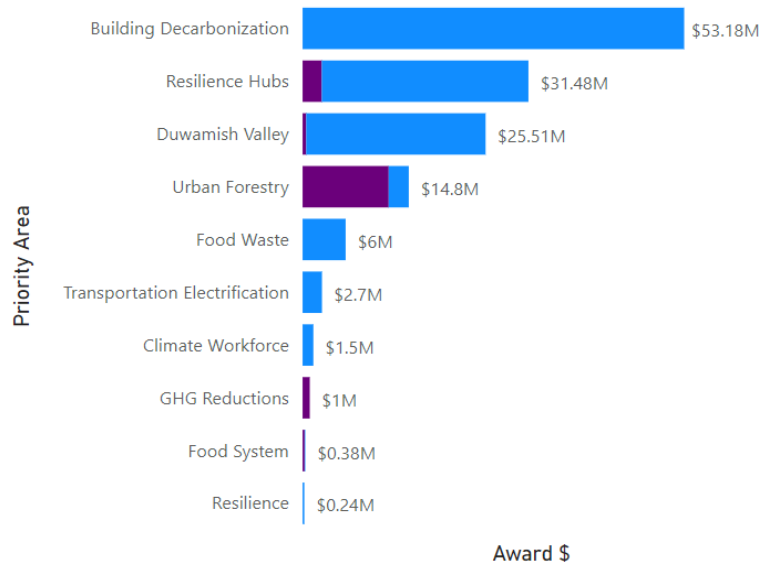
6

Count of Grants Awarded

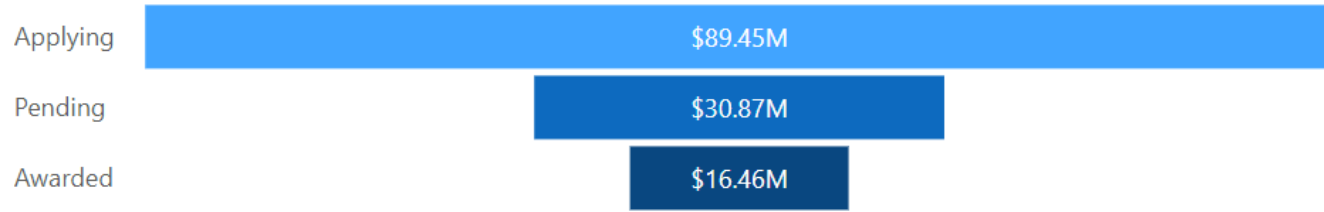
Potential Grant Funding by Priority Area

Awarded and Pending Grants

Status ● Awarded ● Applying & Pending



Award \$ by Grant Status



Priority Area	Status	Award \$
Building Decarbonization		
CPRG Implementation: King County	Applying	\$50,000,000
Libraries Capital Improvement Program	Applying	\$2,000,000
Energy Efficiency and Conservation Block Grant (EECBG) (DOE)	Pending	\$681,000
Industrial Efficiency and Decarbonization Office (IEDO) Fiscal Year 2024 Cross-Sector Technologies	Applying	\$500,000
Green and Resilient Retrofit Program (GRRP)	Pending	
Resilience Hubs		
Community Change Grant: Lake City	Applying	\$20,000,000
Hazard Mitigation Grant Program (2023)	Pending	\$8,800,000
RAISE Low Pollution Neighborhood	Awarded	\$2,500,000
WA DOC - Solar Plus Storage for Resilient Communities	Awarded	\$175,000
Duwamish Valley		
Reconnecting Communities and Neighbors Grant	Pending	\$14,000,000
Floodplains by Design	Applying	\$9,751,005
State Budget Ask	Pending	\$1,250,000
FEMA Hazard Mitigation grant - Lower Duwamish Sea Level Rise Project Scoping	Awarded	\$504,000
Urban Forestry		
Urban and Community Forestry Assistance Program	Awarded	\$12,000,000
Community Forest Grant Assistance Program	Pending	\$2,800,000
Food Waste		
CPRG Implementation: Washington State	Applying	\$6,000,000
Transportation Electrification		
Diesel Emission Reductions	Pending	\$1,500,000

2023 Notable accomplishments

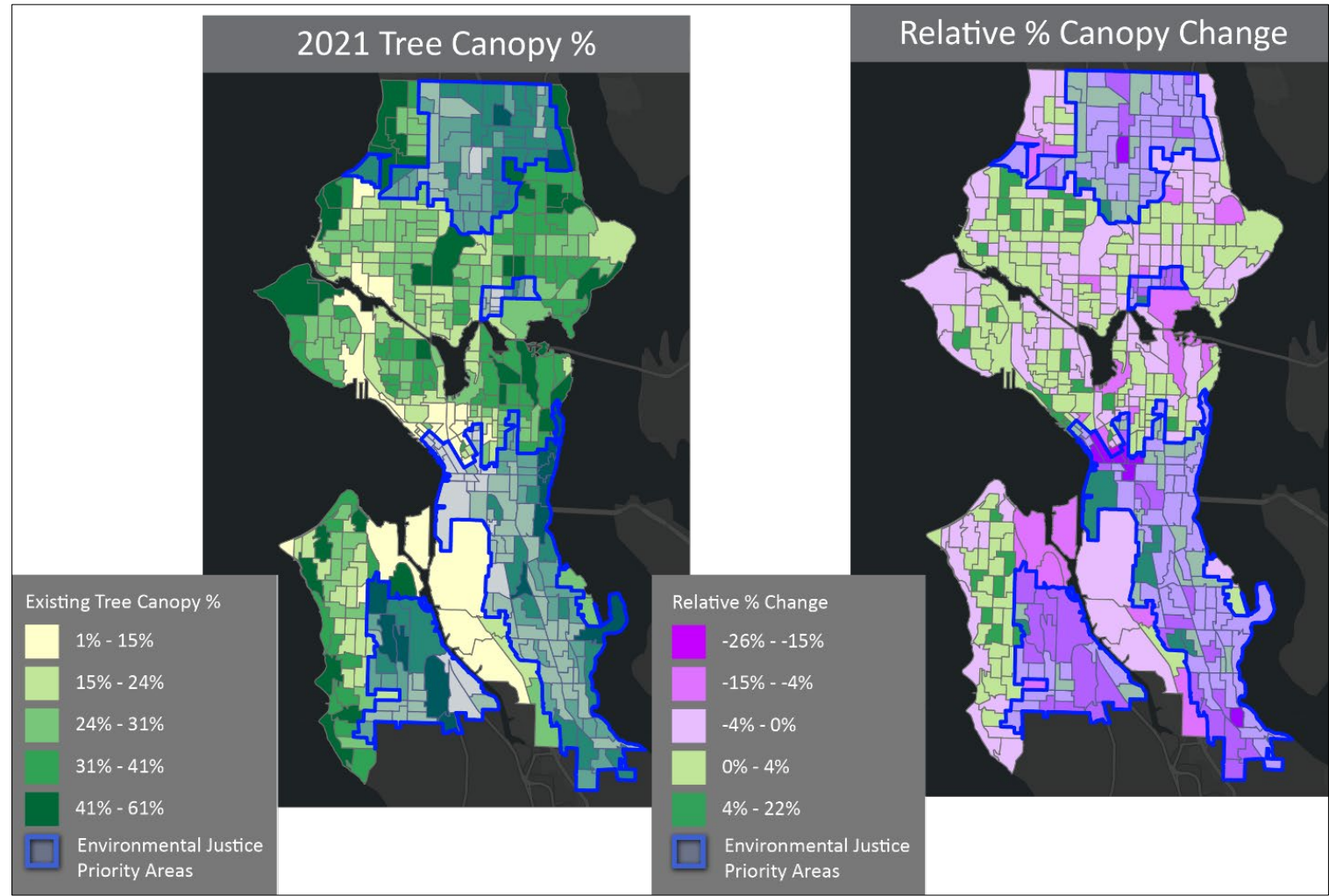
- **Mayor Harrell's Building Emissions Performance Standard (BEPS) unanimously passed by City Council** and is supported across many sectors!
- Deployed nearly **\$1M in contracts for Clean Energy Training Providers** to train 201 individuals from socially & economically distressed neighborhoods
- **Seattle awarded \$12.9 million from USDA** to fund tree planting and job training in environmental justice communities.



Using Data & Equity to Focus Investments

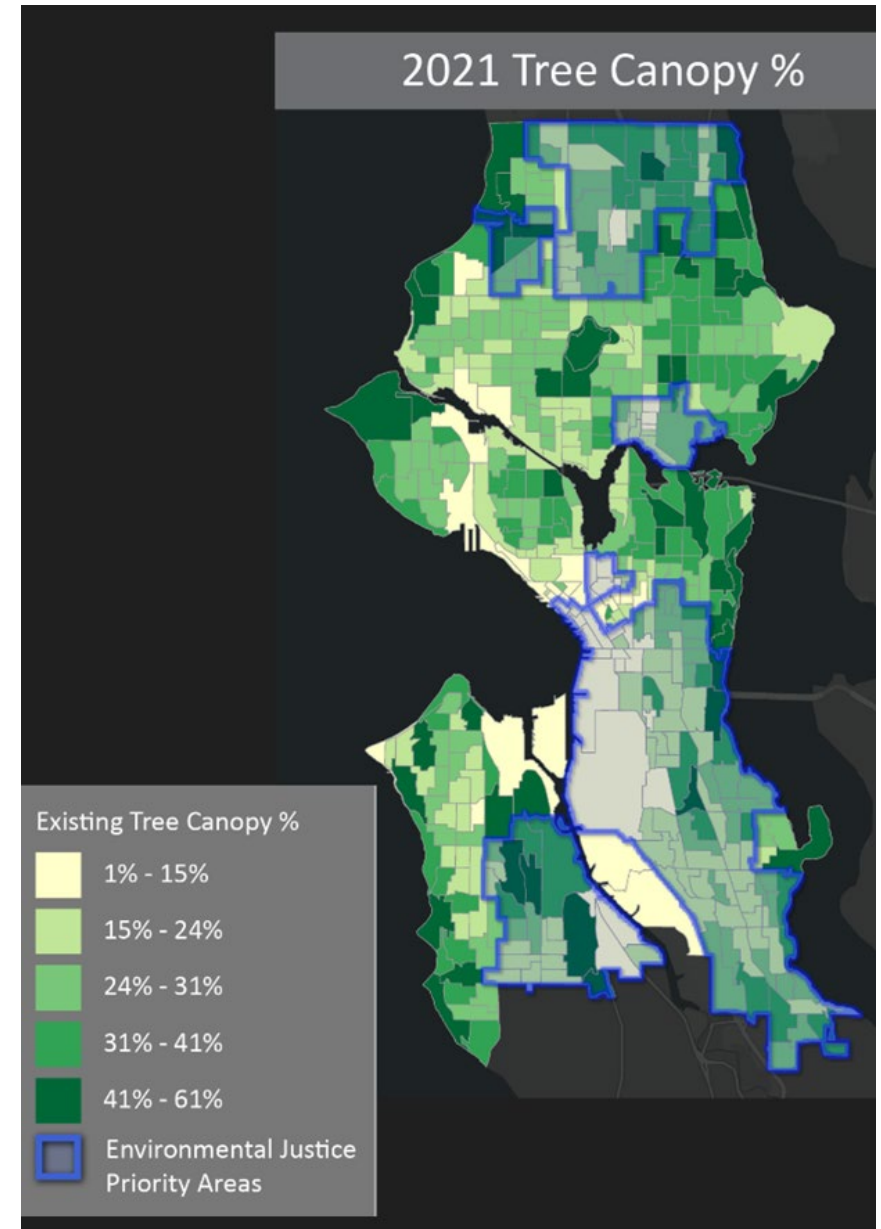
OSE Advances Data Driven Programs & Policies

OSE uses data and innovative technologies to target investments to areas of greatest need, measure progress, and improve overall accountability.



OSE Advances Data Driven Programs & Policies

OSE uses data and innovative technologies to target investments to areas of greatest need, measure progress, and improve overall accountability.



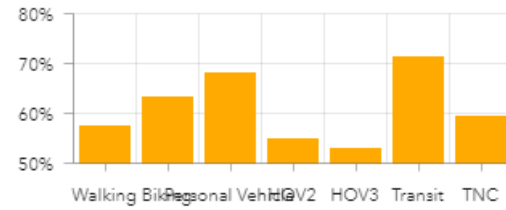
One Seattle Climate Portal

Tracking neighborhood-level emissions data to track progress towards healthy, sustainable, and equitable communities.

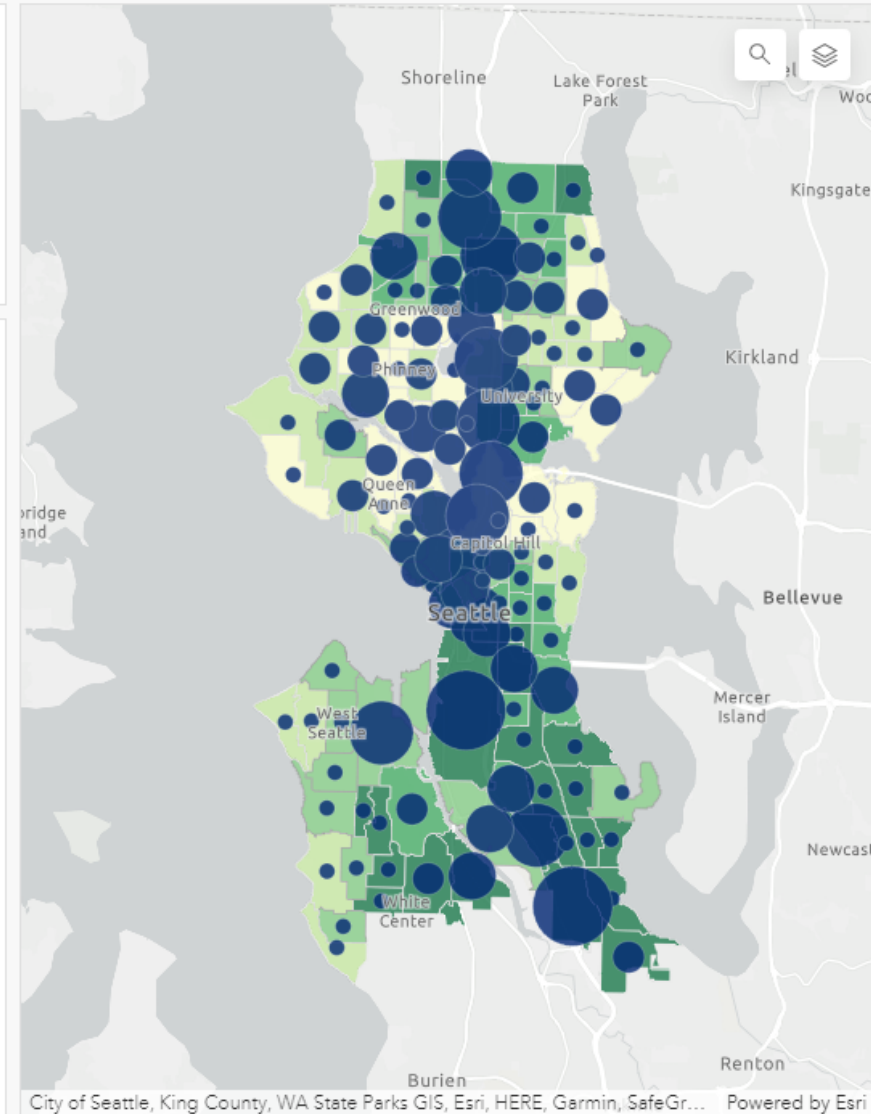
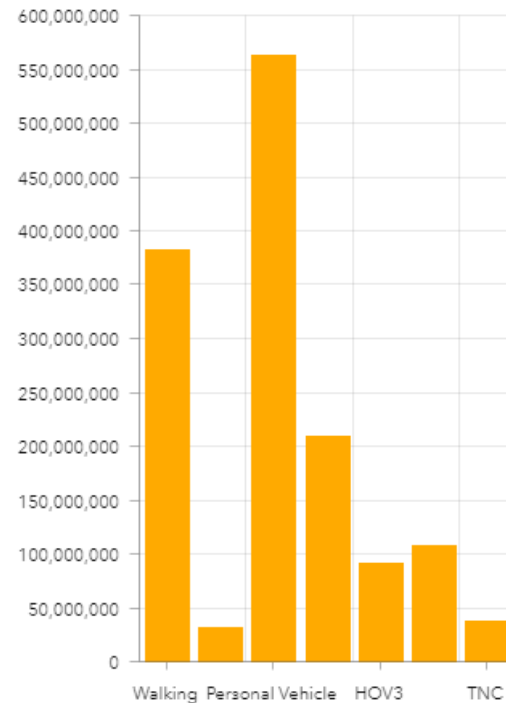
Emissions from Road Transportation

Select a year
2018


Percentage of commute trips by mode



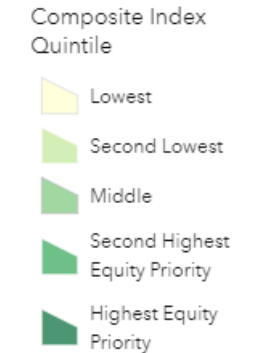
Total number of trips by mode



Vehicle Emissions



Racial and Social Equity Composite Index 2019





Benefit Use Summary

1/1/2023 through 8/31/2023

\$4.59M

Benefit Spend Total Budget

\$3.03M

Benefit Spend Target YTD

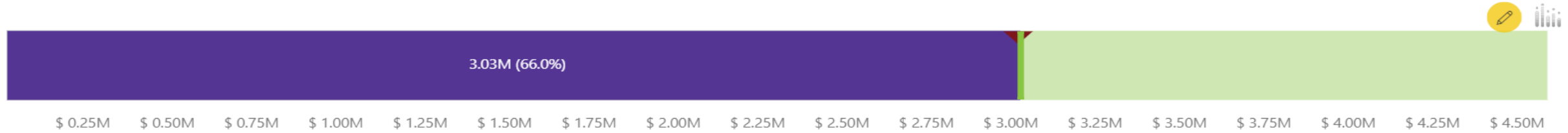
\$3.03M

Benefit Spent

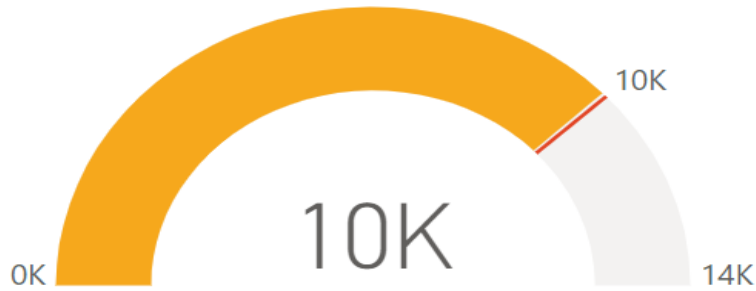
(\$0)

Amount to Reprogram

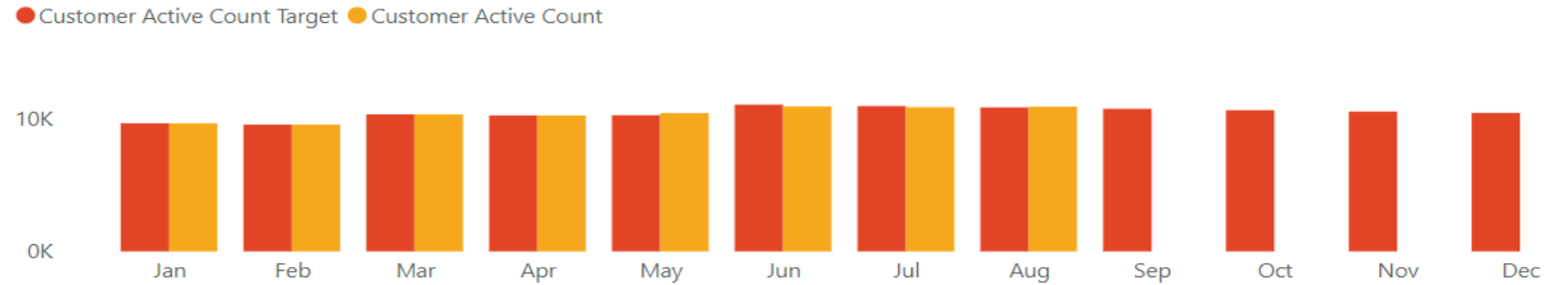
How is incentive spending tracking against goals?



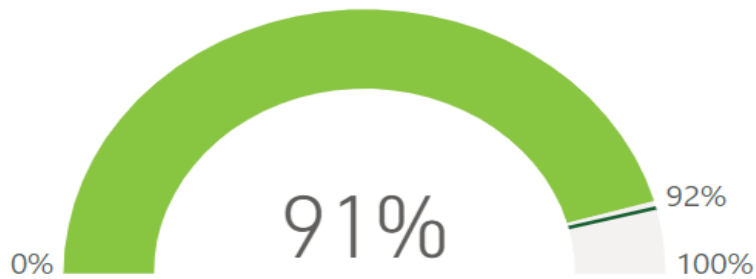
How many customers use benefit each month?



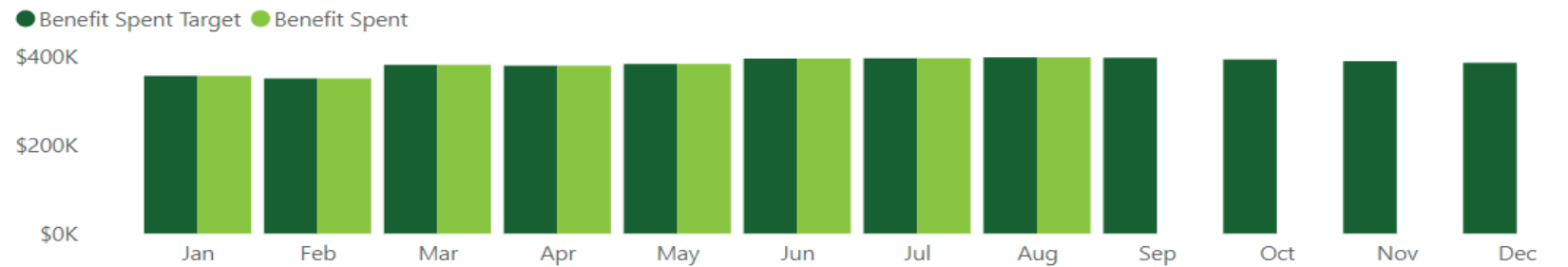
Customers by Month



How much benefit do active customers use?



Benefit by Month



Seattle Energy Benchmarking

Office of Sustainability & Environment



Search building name, address, or ID 🔍

Neighborhood

Council District

2015 2016 2017 2018 2019

METRIC FILTERS

RESET ALL

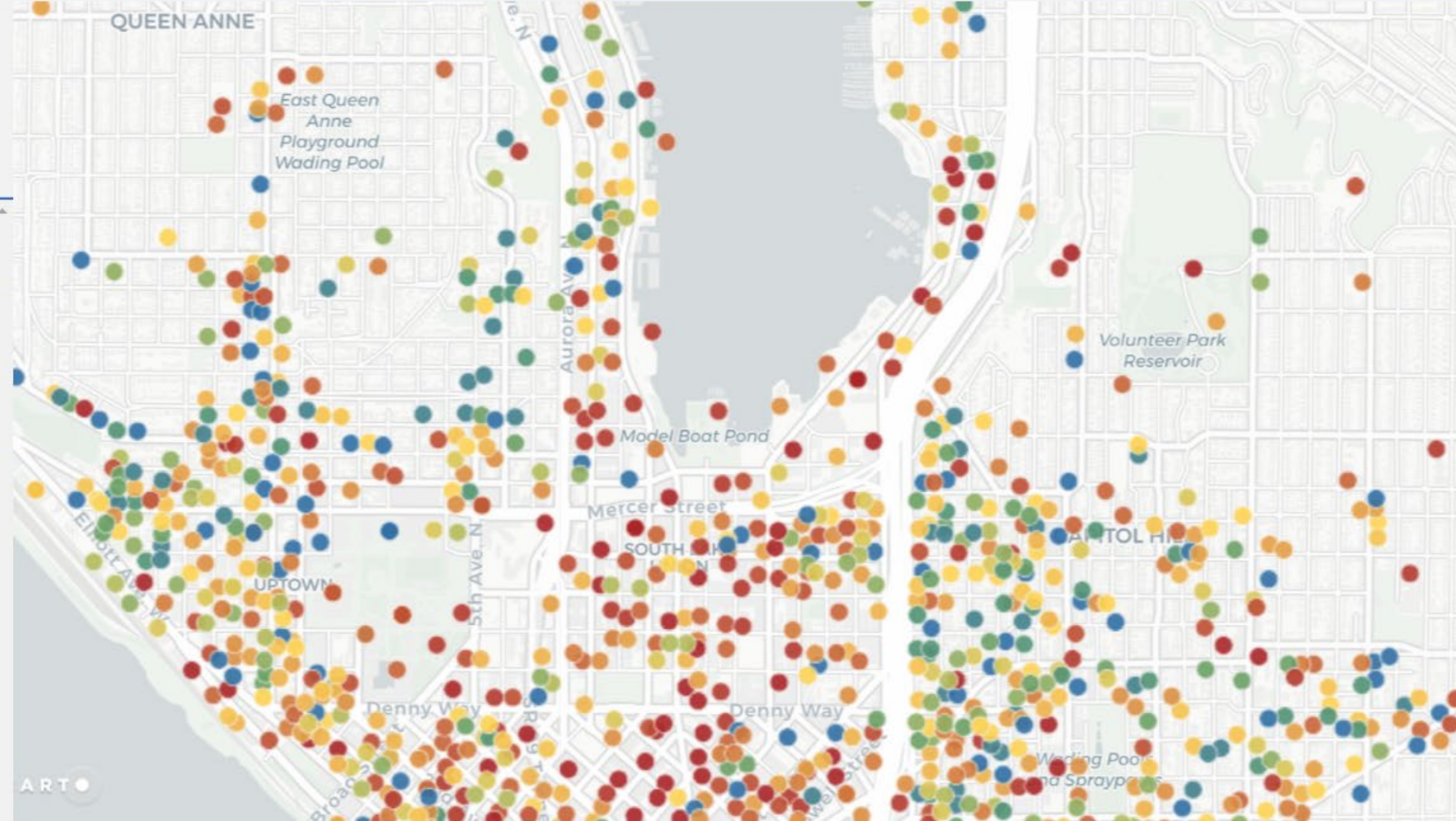
Select a metric to see filtered results on the map

Show All Buildings ▾

Greenhouse Gas Emissions

Energy Performance Metrics

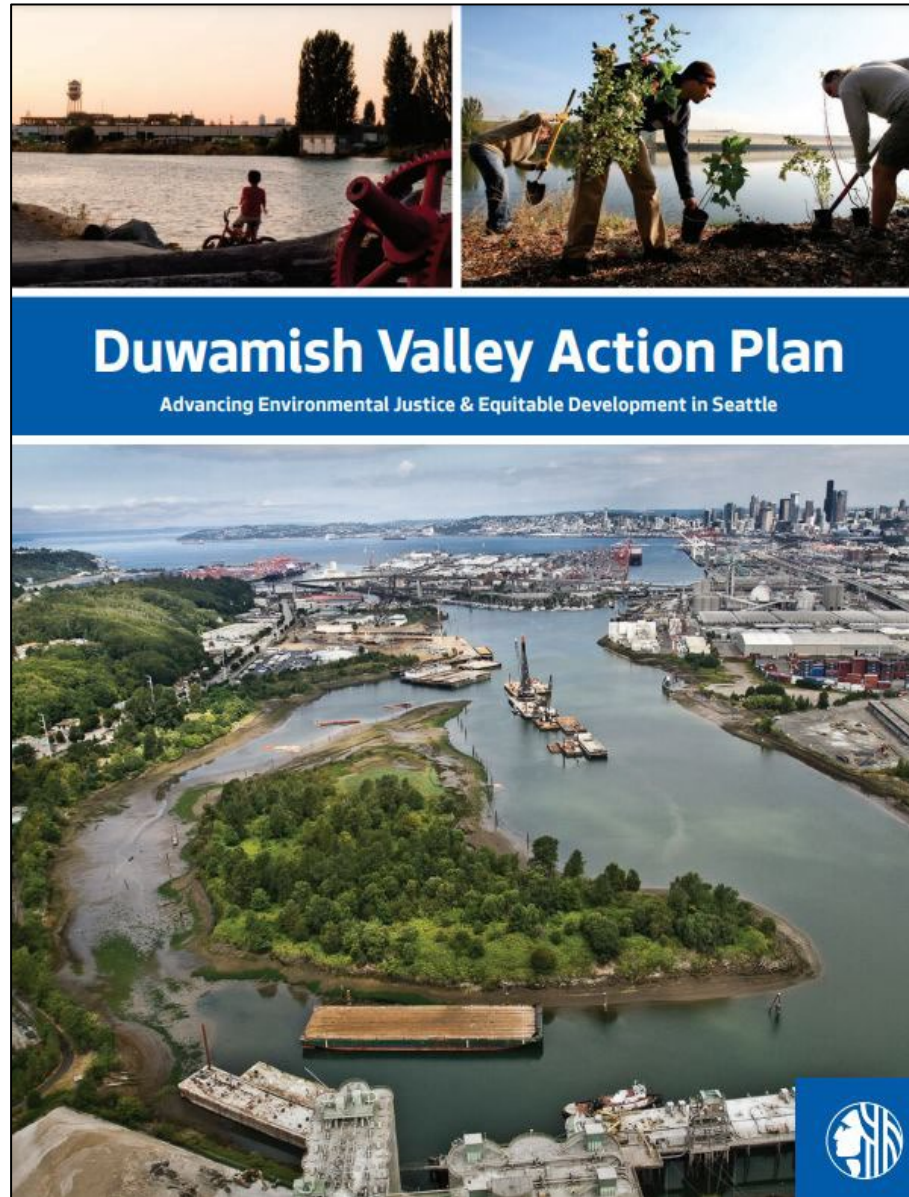
Property Information



Partnerships & Innovation



OSE Leads and Directs Climate and Resilience Action Across Departments





Spotlight: One Seattle Approach to Reduce Emissions

- Municipal Building Decarbonization
- Building Emissions Performance Standard (BEPS)
- Residential Decarbonization
- Transportation Electrification
- Climate Workforce

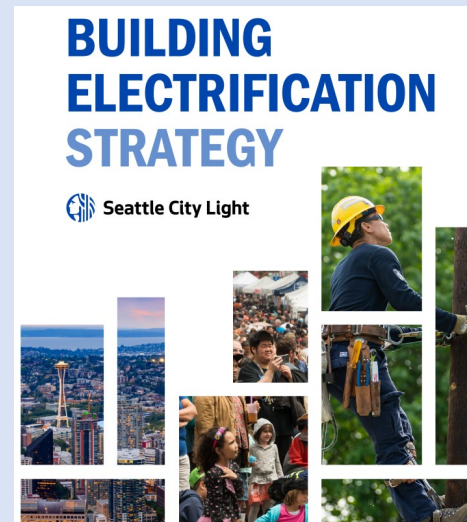
Record-breaking Attendance at BEPS Webinar

A huge thank you to Nicole Ballinger at OSE for presenting on Seattle's Building Emissions Performance Standard (BEPS). If you weren't one of the 253 people that attended live, [check out the recording](#) to learn where BEPS is in the process of its implementation (hint: It hasn't gone into rulemaking yet).

Seattle's Brand New Building Emissions Performance Standard -- What You Need to Know Now
02/01/2024
Webinar handout



Find background information and helpful guides on OSE's [BEPS site](#).



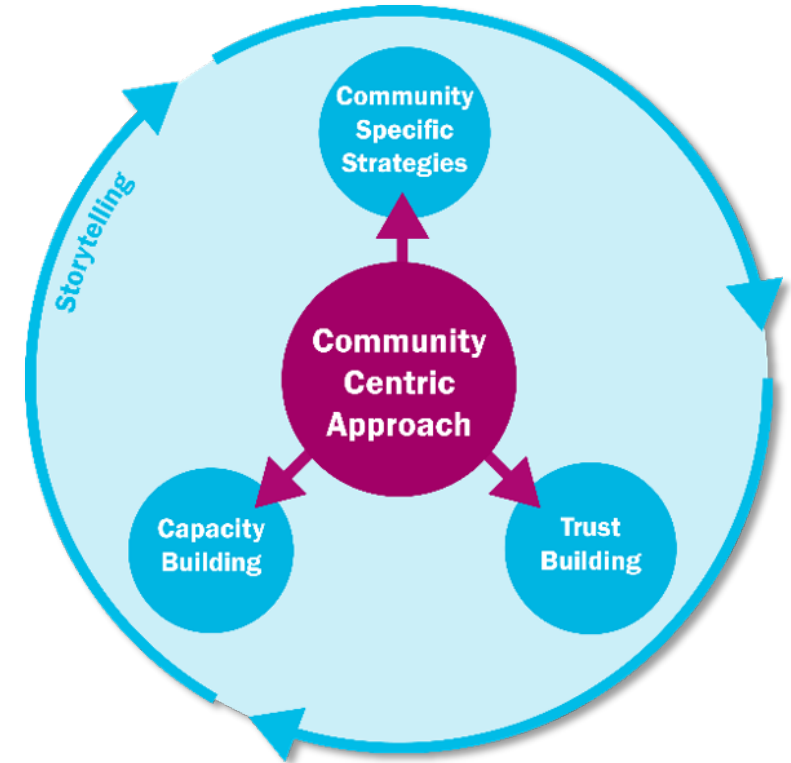
OSE partners with Business & Community to Deliver to Local Priorities



Drayage Truck Drivers Alliance with African Chamber of Commerce



Government



Community

OSE Positions Seattle as a National and Global Leader



C40 Cities Climate
Leadership Group Inc.



Looking Ahead to 2024



2024 Top Priorities

1. Launch **Building Emissions Performance Standard** rulemaking and kick off **Clean Building Accelerator**.
2. Draft **Canopy Equity Plan** and launch **\$12m Urban Forestry Grant (Growing Seattle Initiative)**.
3. Publish the 2022 **Greenhouse Gas Inventory**, launch **Resilience Hub** plan and implement early action Resilience Hub and **Low Pollution Neighborhood** investments.



2024 Top Priorities

4. Release **Climate Workforce Action Plan** initiates outlines early actions that connect BIPOC and women to an inclusive workforce.
5. **Secure state, federal, and philanthropic investments** to scale our leading-edge climate and environmental justice programs.
6. Release **Food Action Plan** and work with Council to pass a resolution.





Questions?



Contacts:

Jessyn Farrell

Jessyn.Farrell@Seattle.gov

Tracey Whitten

Tracey.Whitten@seattle.gov

Website: www.seattle.gov/environment

Blog: Greenspace.seattle.gov



2023 Notable accomplishments

- Deployed nearly **\$1M in contracts for Clean Energy Training Providers** to train 201 individuals from socially & economically distressed neighborhoods
- **~400 households received a \$2,000 instant rebate** and **94 received a no-cost heat pump** through the Clean Heat Program.
- Two new **Fresh Bucks retailers** (41 total) and achieved 91% benefit utilization.



New Retailer! 

Lee's Produce Market

Shop for your favorite fruits and vegetables at:

9435 Delridge Way SW, Seattle

Open daily 9 a.m.-7 p.m.
Sunday 9 a.m.-6 p.m.

More to Come: Seattle's Food Action Plan

Early action priorities to deliver **impact** in four core areas:

- 1) Increase community food security
- 2) Support locally grown and traditional foods
- 3) Advance an equitable local economy
- 4) Prevent food waste and climate pollution



 Seattle

**Food
Action
Plan**

2023 Notable accomplishments

- Distributed **\$1M of 2023 funds** via the EJ Fund to **17 community-led organizations** leading projects that

Golden Brick Events in partnership with Young Women Empowered - \$44,042

To support “Public Lands UnEarthed”, an oral history project to document and share the experiences, customs, and practices of BIPOC communities on public lands in Seattle. In partnership with Young Women Empowered (Y-WE), the project will provide paid skill-building training for youth to collect stories and learn about outdoor access and intersections with environmental justice.



“

“I love the Environmental Justice Fund. It feels grounded in respect and trust. Rather than requiring us as an organization to prove ourselves constantly, it feels truly like a relationship. OSE staff have joined Y-WE volunteer work parties and been in community which has meant a lot. And with that trust, with that respect, comes openness for creativity.” - Young Women Empowered Program Manager



Legislation Text

File #: Inf 2398, **Version:** 1

Seattle City Light Overview

Introduction to Seattle City Light

Sustainability, City Light, Arts & Culture Committee

February 16, 2024

Introduction Agenda

- Utility Overview
- Financial Snapshots
- Generation & Distribution
- Climate Change Impacts & Action
- Implementation of Beneficial Electrification
- 2024 Priority Issues at Council



Get to Know Us... Seattle City Light



Public Power

Public Power utilities are:

- **Not for profit**
- **Community-owned**
- **Locally controlled**

One in seven
Americans served by
public power utility

10% of electricity
generated in U.S. is
from public power
facilities

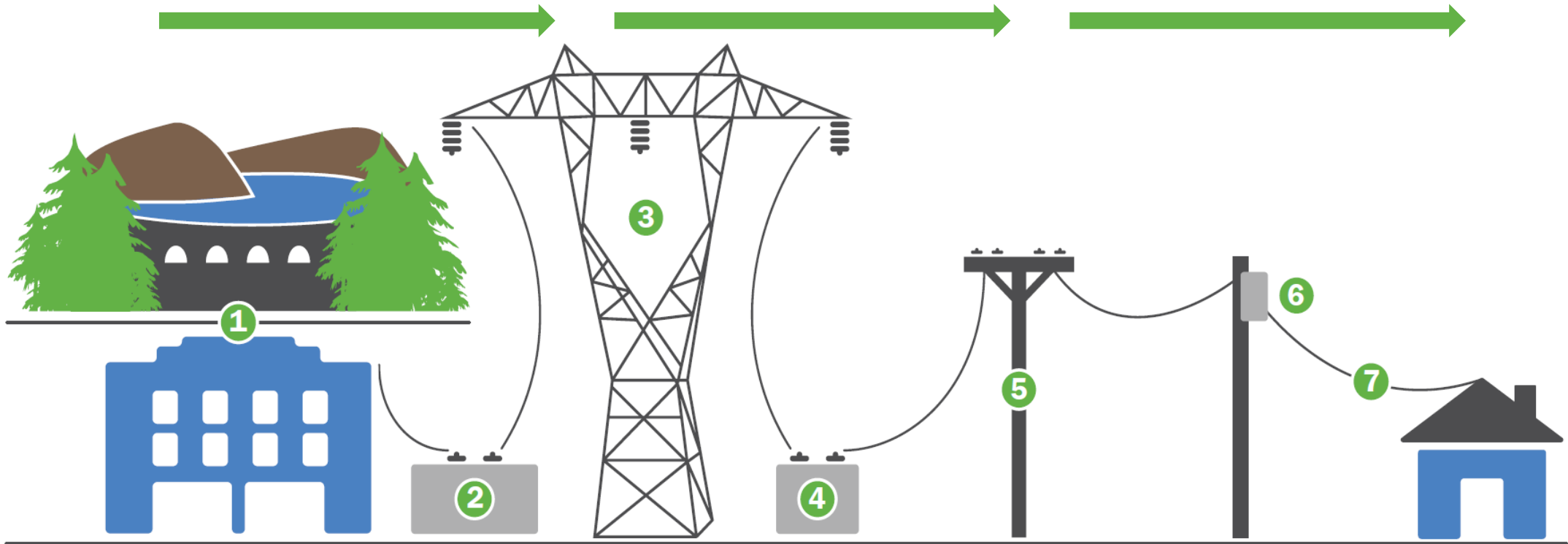
Based on customers served,
Seattle City Light is the **9th**
largest public power utility
in the U.S.

Outside of major
adverse events, public
power utilities deliver
more **reliable** electric
service

As a whole, public
power utilities have
lower rates than
other electric
utilities

In 2020, approximately **40%** of
public power electricity generated
from **non-carbon emitting**
sources

Overview of Electric Utility – Electricity Flows



- 1 Power is generated from dam/powerhouse
- 2 Substation transformer steps up voltage for transmission
- 3 Transmission lines carry electricity long distances
- 4 Neighborhood substation transformer steps down voltage






- 5 Distribution lines carry electricity to residents
- 6 Transformers on poles step down electricity before entering residence
- 7 Service line for resident

Seattle City Light Mission, Vision, Values

Mission: Seattle City Light provides our customers with affordable, reliable, and environmentally responsible energy services.


Vision: Create a shared energy future by partnering with our customers to meet their energy needs in whatever way they choose.

Values:

-  Customers First
-  Environmental Stewardship
-  Equitable Community Connections
-  Operational and Financial Stewardship
-  Safe and Engaged Employees



City Light Fingertip Facts



GENERAL INFORMATION

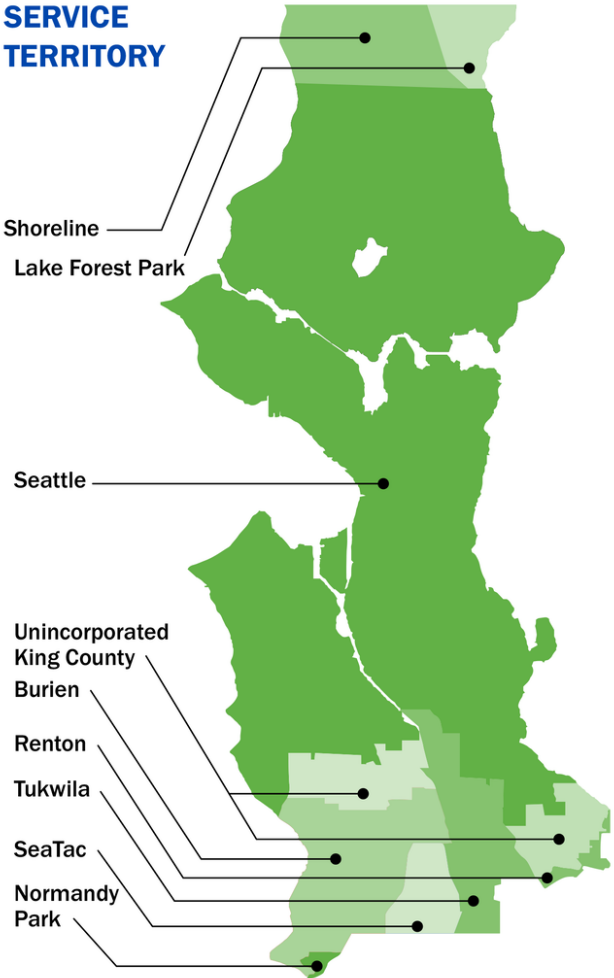
The most current data available for the year ended December 31, 2022.

Seattle City Light, a department of the City of Seattle, is one of the nation's largest publicly owned utilities in terms of the number of customers served. City Light is supported by revenues from its customers, not taxes. In fact, City Light pays substantial taxes to state and local governments.

Service Area Population	Approx. 961,000
Service Area Size	131.31 sq. mi.
Personnel (full-time equivalent positions)	1,793
Major Substations	16
Commercial and Industrial Power Transformers	57
Distribution Circuit Miles	2,348
Network Distribution Circuit Miles*	265
Meters	495,769

*Includes the downtown business district, First Hill and the University District.

Our Customers



CUSTOMER STATISTICS

The most current data available for the year ended December 31, 2022.

	Average Number of Customers	Megawatt-Hours*
Residential	441,926	3,334,209
Commercial and Industrial	51,737	5,983,684
Total	493,663	9,317,893

*Amounts include an allocation for the net change in unbilled revenue which excludes retail customer voluntary payments for conservation and solar energy.

City Light Employees At-a-Glance



- Largest City department with approximately **1,800 full-time equivalents (FTEs)**.
- **Over 90% active employees represented by labor.** Most of SCL's 15 labor unions part of Coalition of City Unions.
- **Currently 80% of existing skilled trade workers trained through our apprenticeship program.**
- Average employee age = 47. **Estimated 28% of workforce eligible to retire based on age & service credit.** Highest retirement risks: skilled trades & professional classifications.
- Our **vacancy rate** as of the end of January 2024 is **10.52%**

Strategic Plan and SCL Review Panel

- Six-year strategic plan outlines key strategies and rate path
 - Updated every two years to highlight progress and incorporate refinements
- Nine-member advisory panel (*City Light Review Panel*) created in 2010, representing different customer groups and utility expertise
- Additional outreach to employees, customers, community members & business leaders
- City Light submits plan to Mayor → Council reviews & adopts

2023-2028 Strategic Plan Update



Improve the Customer Experience



Create our Energy Future



Develop Workforce and Organizational Agility



Ensure Financial Health and Affordability



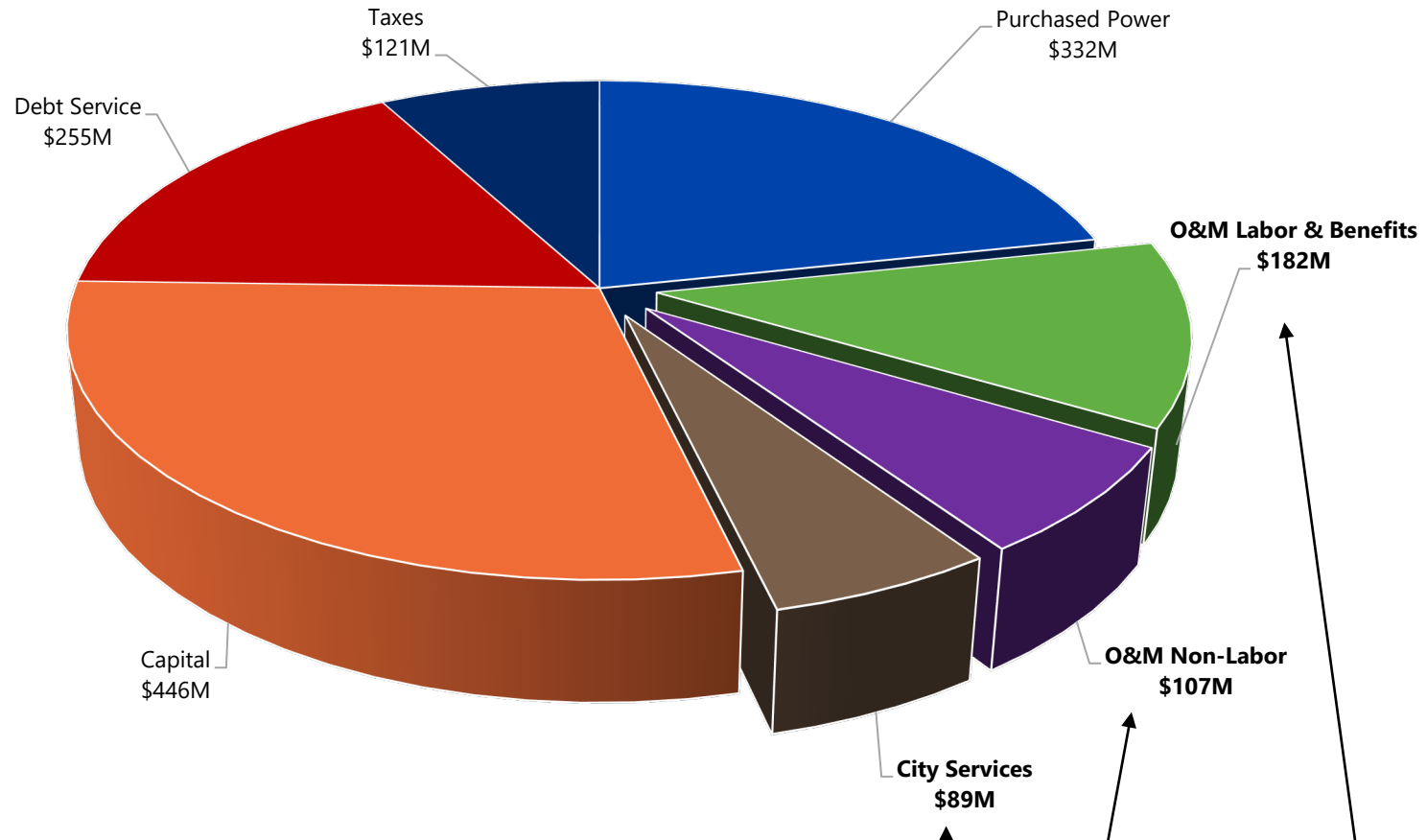
We Power Seattle



Financial Snapshots



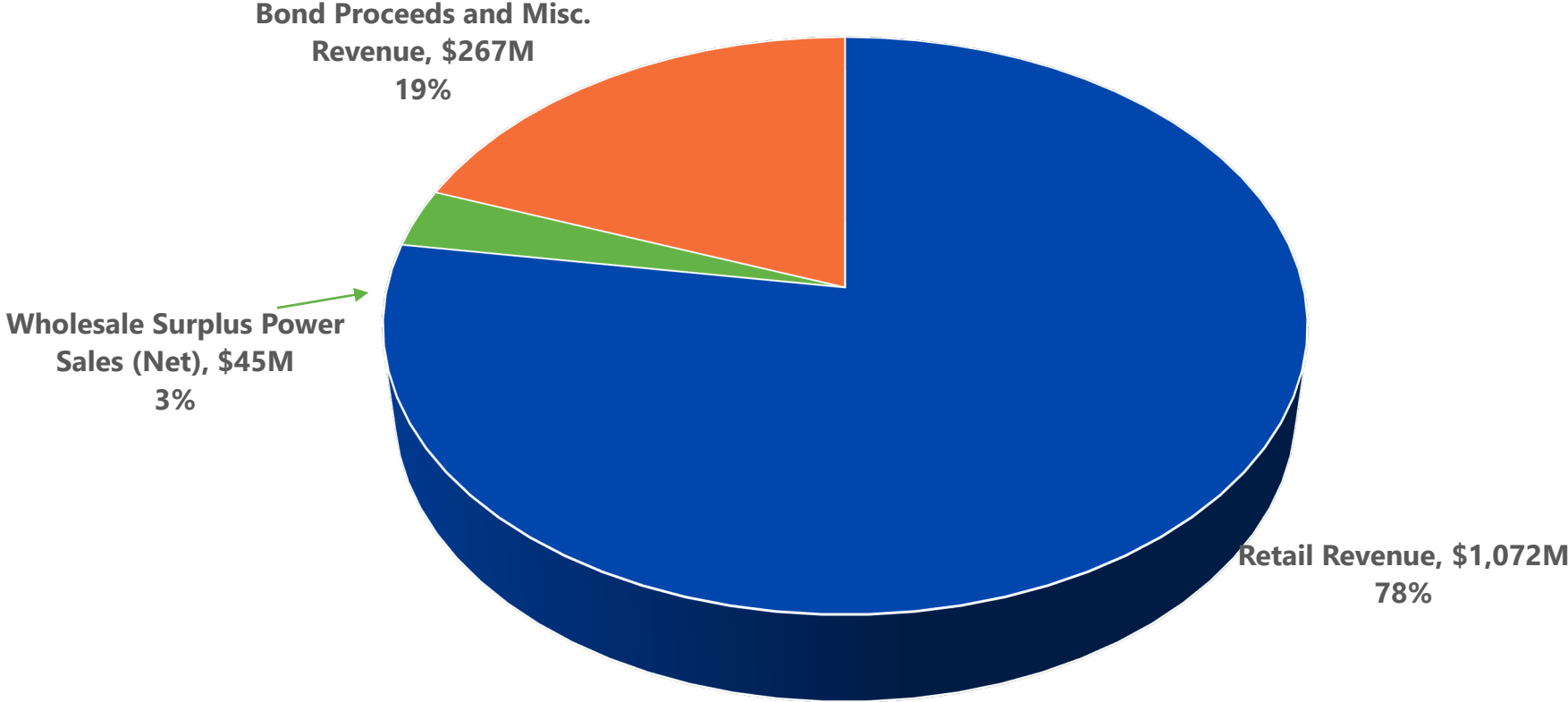
2024 Adopted Budget - \$1.53B



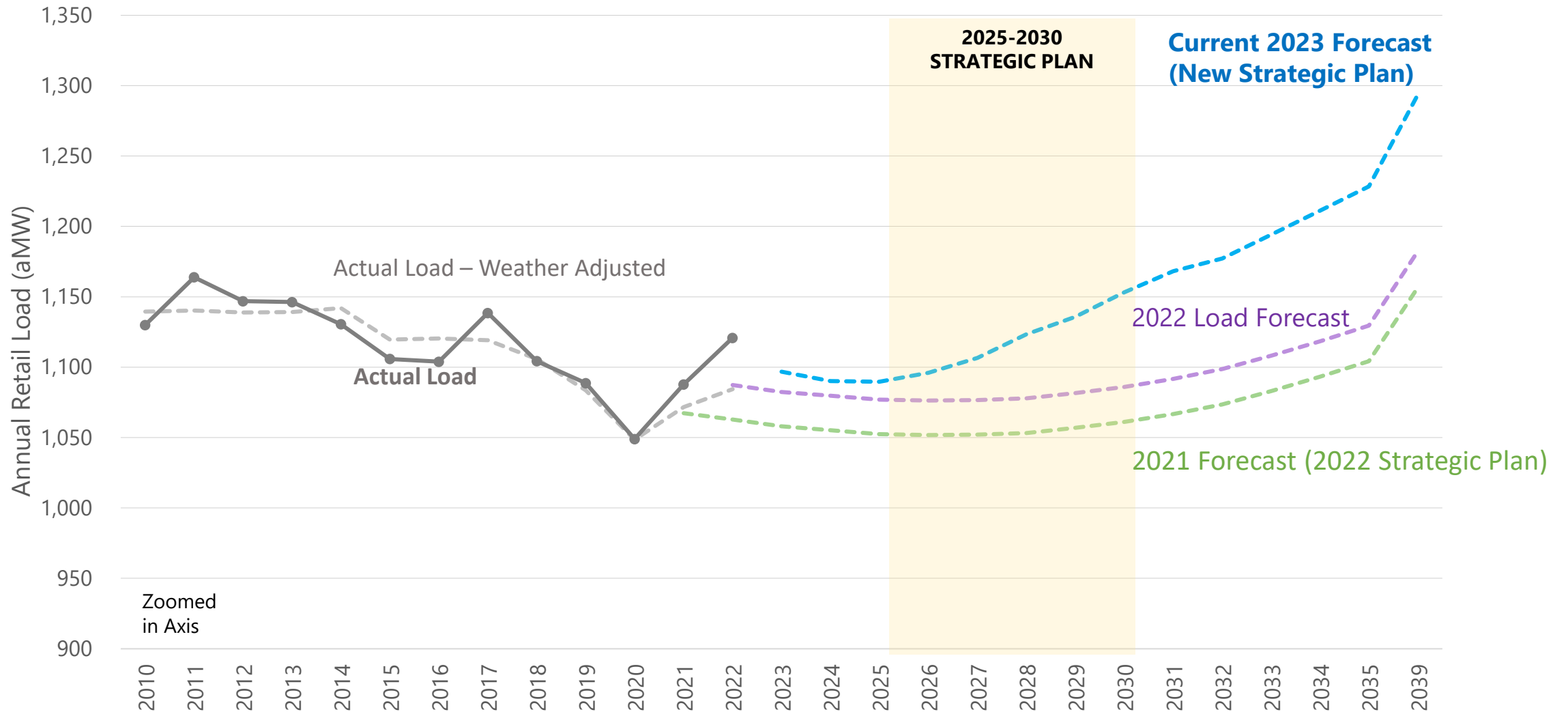
Positions (FTEs) – 1,800.8

Controllable O&M = \$378M

2024 Revenues and Funding Sources

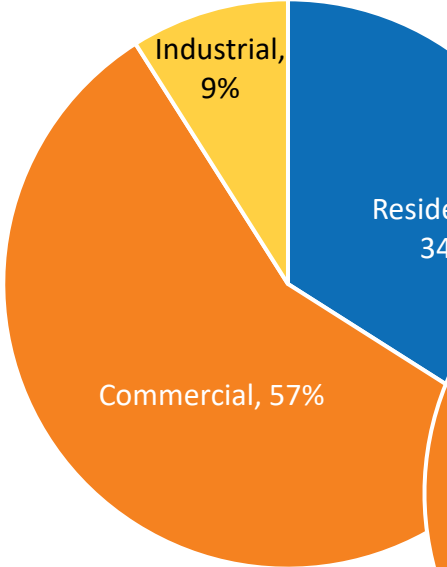


Retail Load Forecast

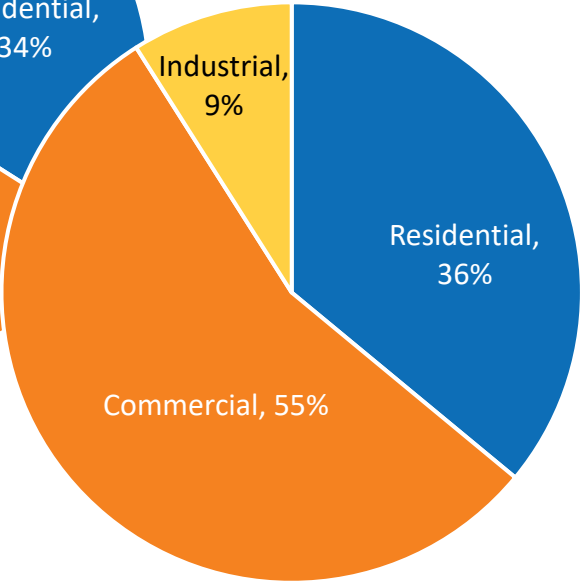


Retail Customer Base

2019 Retail Sales Mix



2022 Retail Sales Mix



<u>Customer</u>	<u>% Total 2022 Retail Revenue</u>
University of Washington	3.0%
Nucor	3.0%
Amazon	2.1%
Boeing	1.7%
King County	1.4%
Sabey (Data Center)	1.4%
City of Seattle	1.1%
2001 Sixth (Data Center)	1.1%
US Government	0.8%
Unico Properties	0.7%
	16.3%

Generation & Distribution



Seattle City Light's Clean Electricity Resources

First utility in the country to achieve net zero GHG emissions

~40% power supply from the Bonneville Power Administration

Over 90% of the fuel mix is emissions-free; 100% are offset

New load growth is met with new renewables, energy efficiency, and demand response



2021 POWER MIX

● HYDRO	86%
● WIND	5%
● NUCLEAR ¹	5%
● UNSPECIFIED ²	3%
● BIOGAS.....	1%
<hr/>	
TOTAL	100%

SCL Hydroelectric Plants

Dam	Capacity (MW)	Units
Boundary	1120	6
Ross	450	4
Diablo	180	4
Gorge	210	4
Cedar Falls	30	2
South Fork Tolt	16	1




Total Capability of Hydroelectric Plants

- Total Maximum Rating of all Units

2006 MW

City Light Distribution System

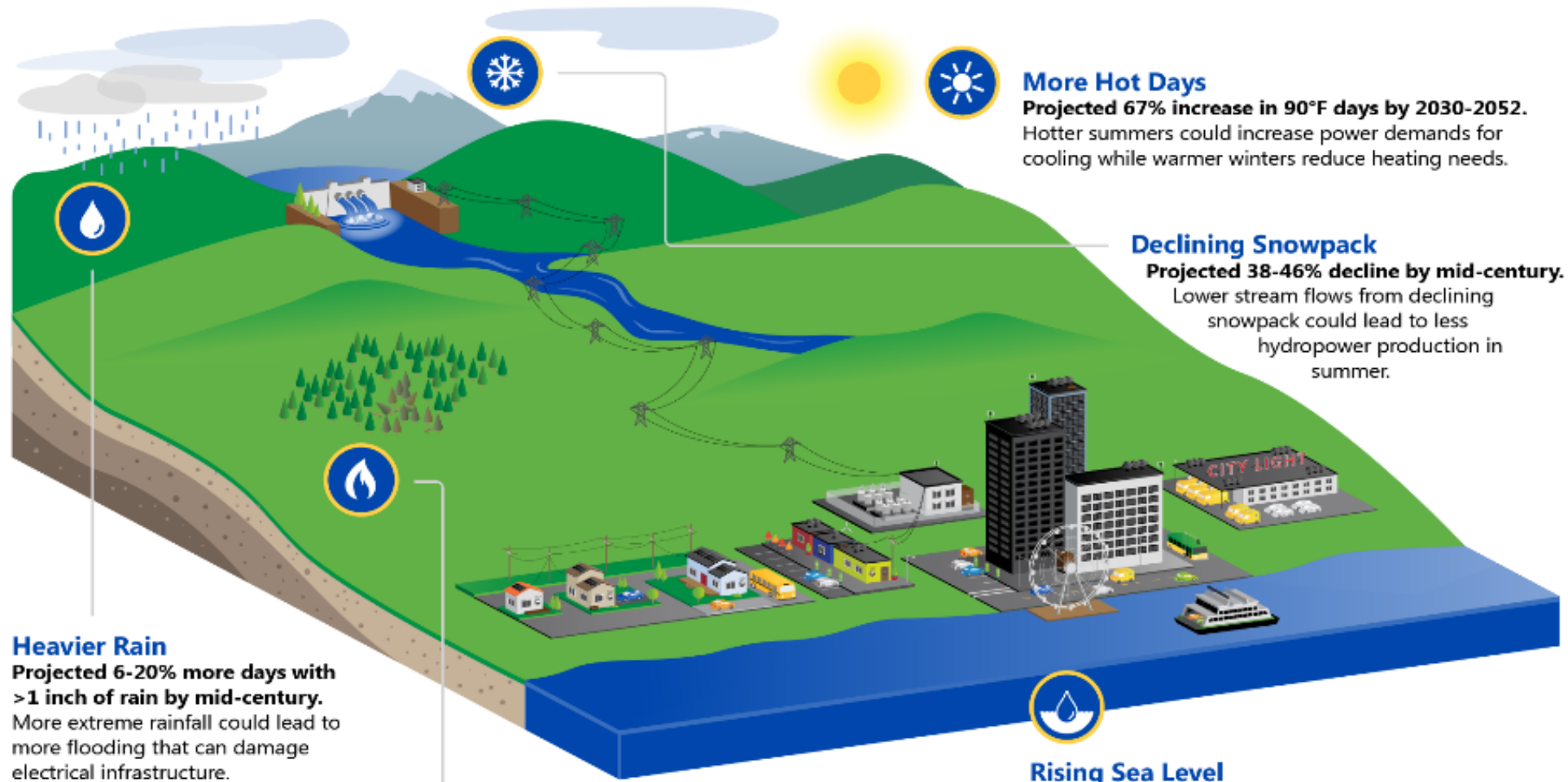
- Grid planning for future
- Maintaining existing infrastructure
- Streetlight/Joint Use/Wireless
- Metering deployment
- Providing new customer connections



Climate Change Impacts & Actions



Broad Impacts of Changing Climate



Heavier Rain
Projected 6-20% more days with >1 inch of rain by mid-century. More extreme rainfall could lead to more flooding that can damage electrical infrastructure.

More Wildfires
Projected area burned to more than double by 2099. Increased wildfire activity could damage transmission and generation infrastructure and smoke could impact health.

More Hot Days
Projected 67% increase in 90°F days by 2030-2052. Hotter summers could increase power demands for cooling while warmer winters reduce heating needs.

Declining Snowpack
Projected 38-46% decline by mid-century. Lower stream flows from declining snowpack could lead to less hydropower production in summer.

Rising Sea Level
Almost 10 inches since 1899. Projected 1.6-2 ft. more in Seattle by 2099. Sea level rise coupled with increased winter rain could lead to more flooding of power equipment and underground power lines


One Seattle - Seattle City Light

- **Seattle has aggressive decarbonization goals, including transportation & building electrification**
 - Seattle Climate Action Plan
 - SCL Transportation Electrification Strategic Investment Plan
 - Seattle's Green New Deal
 - Not just cars, but buses, trains, port equipment, and ferries
- **Seattle has been working to eliminate radical disparities and achieve racial equality for over a decade**
 - Seattle's Equity Task Force
 - Seattle City Light Race and Social Justice Program
 - Racial Equity Toolkit
- **Seattle City Light is actively involved in all these efforts**



Implement Beneficial Electrification Plans

3 core emissions



Transportation Electrification Strategic Investment Plan

Community and Stakeholder Collaboration

Public Transit



Fleets



Personal Mobility



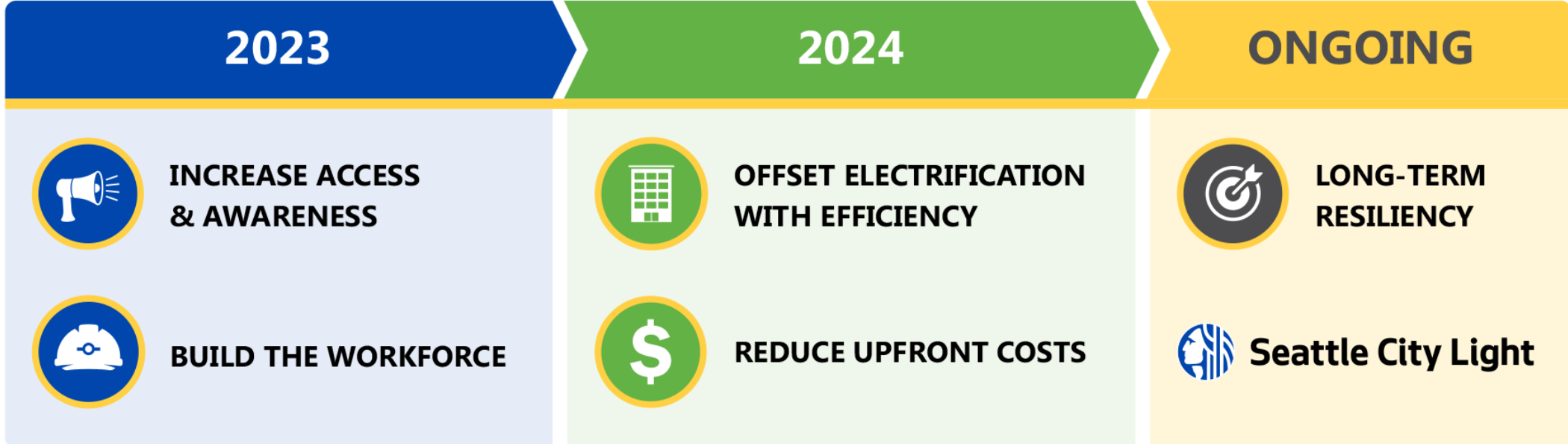
Electrification Enablement



BUILDING ELECTRIFICATION STRATEGY



Goal:
Partner with customers and communities to leverage our carbon-neutral electricity to deliver **affordable** & **equitable** building decarbonization.



Major 2024 Legislative Items



Major Legislation Expected in 2024

- Renewable+ Program Rate
- Clean Fuels Program
- New Resource Power Purchase Agreement
- 2025-2030 Strategic Plan Update
- 2025 & 2026 Rate Ordinance
- Western Regional Market Decision
- Wildfire Risk Reduction Plan
- Skagit Relicense Settlement Agreements
- 2024 Integrated Resource Plan
- Transportation Electrification Strategic Investment Plan Update



THANK YOU



Seattle City Light



Legislation Text

File #: Inf 2399, **Version:** 1

Office of Arts and Culture Overview

Seattle Office of Arts & Culture

Sustainability, City Light, Arts & Culture Committee
Friday, February 16, 2024

Presented by:
Director Gülgün Kayim

- Mission and Vision
- Our Commitment to Racial Equity
- Programs
 - Public Art
 - Partnerships, Education, and Grants
 - Cultural Space
 - Facilities
- Funding Streams
- Seattle Arts Commission
- 2024 Budget and Priorities

We activate and sustain Seattle through arts and culture.

Greatness Starts Here
by Ulises Mariscal



We envision a city driven by creativity that provides the opportunity for everyone to engage in diverse arts and cultural experiences.

DIARAMA, 2018



Our Commitment to Racial Equity

We commit to an anti-racist work practice that centers the creativity and leadership of people of color—those most impacted by structural racism—to move toward systems that benefit us all.

Detail from *Together We Rise*
by Matika Wilbur



Our Commitment to Racial Equity

We seek new solutions that use arts as a strategy to drive, not only our office but the City as a whole, toward racial equity and social justice.

Never Again Is Now
by Erin Shigaki



Public Art

Our Public Art program gives people opportunities to encounter art in their daily lives.

"Dancer's Series: Steps"
by Jack Mackie



Public Art

When former Mayor Wes Ulman and the Seattle City Council created the program in 1973, they cited a city's **responsibility** to expand the public's experience with art, stating that **art in public places enables people to better understand their communities and their lives.**



Partnerships, Education, and Grants (PEG)

Our PEG programs make meaningful impacts by expanding access to arts and culture for residents and visitors of all ages throughout the city and build capacity of individual artists and arts organizations.



Here Lies Love
Funded by
Civic Partners

Arts Education - The Creative Advantage

We partner with Seattle Public Schools, the Seattle Foundation, and community arts organizations to reinvest in Seattle's students and our community's economic and creative future.



Grants

Our funding of cultural organizations and individual artists makes Seattle more vibrant and spurs economic growth.

Guelaguetza
Funded by Arts in Parks





Cultural Space

Facilities

Langston Hughes Performing Arts Institute (LHPAI)

(partnership
between Parks
and ARTS)



Facilities

ARTS partners with the nonprofit orgs LANGSTON, Central District Forum for Arts and Ideas, and the Historic Central Area Arts and Cultural District to steward African American arts and culture at LHPAI.



© Naomi Ishisaka

The Every 28 Hours Plays

Facilities

ARTS at King Street Station is a cultural space in the heart of the city, dedicated to increasing opportunities for communities of color to generate and present their work.



Facilities



Facilities

Denny
Substation
(partnership between
ARTS and City Light)



Funding Streams: 1% for Art

The 1% for art ordinance funds our Public Art programming and mandates capital construction departments to include “an amount for works of art equal to at least one percent (1%) of the total cost of any such construction project.”

Engine 32½
by Sean Orlando



Funding Streams: Admissions Tax

Carmina Burana
Spectrum Dance Theater

The admissions tax funds arts and cultural programming and operations.

ARTS uses these resources to build and sustain the creative sector.



Seattle Arts Commission

The Seattle Arts Commission supports the City by advocating for arts policy, creating access for equitable participation in the arts, and fostering and enriching arts engagement for all residents.



2024 Adopted Budget

Budget Summary Level	2024 Adopted Budget
Arts & Cultural Programs	\$12,319,962
Public Art	\$4,873,618
Cultural Space	\$986,750
Leadership & Administration	\$4,723,234
Total 2024 Adopted Budget	\$22,903,564
Total FTE Count: 41.34	



2024 Priorities

- Downtown activation:
 - King Street Station
 - Denny Substation
 - Strategic Hope Corps investments
- Preparing for the 2026 World Cup
- Planning and policy development:
 - ARTS strategic planning
 - Preparing for a City-wide cultural plan